



# LIBRARIES

UNIVERSITY OF WISCONSIN-MADISON

## University of Wisconsin football 2004. 2004

Madison, Wisconsin: UW Sports Information Office, 2004



<https://digital.library.wisc.edu/1711.dl/V4U5WL5WV7QWS8U>

<http://rightsstatements.org/vocab/InC/1.0/>

The libraries provide public access to a wide range of material, including online exhibits, digitized collections, archival finding aids, our catalog, online articles, and a growing range of materials in many media.


When possible, we provide rights information in catalog records, finding aids, and other metadata that accompanies collections or items. However, it is always the user's obligation to evaluate copyright and rights issues in light of their own use.

# FOOTBALL MEDIA GUIDE



# Wisconsin

# Success in the Alvarez Era



**3** Big Ten and  
Rose Bowl titles

**2** Bowl  
Championship  
Series wins





**8** First-round  
NFL draft picks

**9** Bowl game  
appearances

**27** All-America  
honorees

**54** First-team  
All-Big Ten  
honorees

**98** Academic All-Big  
Ten selections



# Wisconsin

# Table of Contents

## Badger Football

- 2-5 The Alvarez Era
- 6-7 Camp Randall Stadium
- 8-9 NFL Badgers
- 10 Badgers Among the Best
- 11 Community Service
- 12 Strength & Conditioning
- 13 Big Ten Football
- 14 Wisconsin Walk-ons

## Personnel

- 15-20 Head Coach Barry Alvarez
- 21 Asst. Coach Bret Bielema
- 22 Asst. Coach Jeff Horton
- 23 Asst. Coach Jim Hueber
- 24 Asst. Coach Rob Ianello
- 25 Asst. Coach Ron Lee
- 26 Asst. Coach Henry Mason
- 27 Asst. Coach Brian Murphy
- 28 Asst. Coach John Palermo
- 29 Asst. Coach Brian White
- 30 Football Support Staff
- 30-31 Senior Department Staff
- 32 Department Heads

## 2004 Badgers

- 33 2004 Items of Interest
- 34-35 Numerical Roster
- 36-37 Alphabetical Roster
- 38 Depth Chart & Pronunciations
- 39-70 Player Bios

## 2003 Season Review

- 71 Season Notes/Honors
- 72-73 Final Statistics
- 74 Game-by-Game Team Statistics
- 75 Starting Lineups/UW P.O.W.
- 76 Game-by-Game Indiv. Offense
- 77 Game-by-Game Indiv. Defense
- 78 Game-by-Game Indiv. Sp. Teams
- 79 Miscellaneous UW Stats
- 80-86 Game Reviews

## Records

- 87-88 Team Records
- 89 Single-game Bests
- 90-91 Player Records
- 92-97 Rushing Records
- 98-101 Passing Records



- 102-05 Receiving Records
- 106 Total Offense Records
- 107 All-Purpose Yardage Records
- 108-09 Scoring Records
- 110 Punting Records
- 111 Field Goal Kicking Records
- 112 Punt Return Records
- 113 Kickoff Return Records
- 114-16 Defensive Records
- 117 Interception Records
- 118 Alvarez Era Superlatives
- 119 NCAA/Big Ten Record Holders
- 120 NCAA/Big Ten Statistical Champions
- 121 Camp Randall Stadium Records
- 122 Miscellaneous Records

## History

- 123-25 Historical Highlights
- 126 Retired Numbers
- 127 College Football Hall of Fame
- 128 Heisman Trophy Winners
- 129 Camp Randall Facade
- 130-31 Ron Dayne
- 132-33 Major Awards
- 134-38 All-Americans
- 139 First-team All-Big Ten
- 140-41 Team Awards
- 142 Team Captains
- 143 All-Star Games
- 144 Academic National Honors
- 145 Academic All-Big Ten
- 146-53 Letterwinners

- 154-59 Badgers in the Pros
- 160-63 Big Ten Champions
- 164 Bowl Game Records
- 165-69 Bowl Game Recaps
- 170-80 All-time Scores
- 181 Records vs. All-time Opponents
- 182-83 Yearly Records
- 184-85 Yearly Statistical Trends
- 186-88 Series Scores vs. 2004 Opponents
- 189 Wisconsin vs. Minnesota
- 190 Badgers on Live TV
- 191-92 UW in the Polls
- 193 Comeback Wins
- 194 Attendance

## Media Information

- 195-96 Sports Information Contacts
- 197 [uwbadgers.com](http://uwbadgers.com)
- 198-99 Coverage Guidelines
- 200 Reference
- 201 Department Directory
- 202 Camp Randall Diagram/Directions
- 203 Media List
- 204-05 Radio/TV Coverage
- 206 2004 Big Ten Conference Schedule/UW Future Schedules
- 207 2004-05 Bowl Schedule
- 208 Badger Fund/Mendota Grid. Club

## UW-Madison

- 209-28 University Information

## CREDITS

The 2004 Wisconsin Football Guide is a publication of the UW Sports Information Office. Photographers whose work appears in this book include: David Stluka, Del Brown, Greg Anderson, Jay Salvo, Dan Brown, Lee Larson, Jeff Miller, Radlund Photography, Salli White, Steve Woltmann, Brion Price, Drew Hallowell and Randal Vanderveer courtesy of the GMCVB. Cover design by Barry Roal Carlsen, University Communications. This publication is available for \$15 (send check payable to UW Athletics to: University of Wisconsin, Sports Information Office, Kellner Hall, 1440 Monroe Street, Madison, WI 53711). No state tax revenue supported the printing of this publication. FRONT COVER: Anthony Davis (28), Dan Buenning (67), Jim Leonhard (18) and Anttaj Hawthorne (77). BACK COVER: Jonathan Welsh (92), Matt Bernstein (45), Brandon Williams (25) and Donovan Raiola (53). INSIDE FRONT COVER: Jonathan Clinkscale (50), Scott Starks (2), Darrin Charles (87), Tony Paciotti (85) and Jason Jefferson (74).

# Alvarez-era Offense

## Noteworthy Achievements

- Wisconsin boasted a 1,000-yard rusher in 10 straight seasons (1993-2002), a Big Ten record.
- Two Badgers – **Brent Moss** and **Ron Dayne** – have been named Big Ten Offensive Player of the Year.
- **Ron Dayne** (2,109 yards) and **Lee Evans** (1,545 yards) own Big Ten single-season records for rushing and receiving, respectively.
- The Badgers have generated more than 5,000 yards of total offense six times since 1993.

## Running Backs

- **Michael Bennett**: first-round NFL draft pick by Minnesota; Big Ten track champion (100 and 200 meters).
- **Anthony Davis**: first-team All-Big Ten; set an NCAA record with 10 games of at least 100 yards rushing as a freshman.
- **Ron Dayne**: Heisman Trophy winner, Maxwell and Doak Walker Award winner, college football's all-time leading rusher; unprecedented three-time Big Ten rushing champion; first-round NFL draft pick by the New York Giants.
- **Terrell Fletcher**: Hall of Fame Bowl Player of the Game; second-round NFL draft pick by San Diego.
- **Brent Moss**: Big Ten and Rose Bowl MVP; Big Ten rushing champion.

## Wide Receivers

- **Chris Chambers**: second-round NFL draft pick by Miami; AFC Rookie of the Year by *Football News*.
- **Lee Evans**: No. 2 in Big Ten career receiving yards; 2004 first-round draft choice of Buffalo.
- **Donald Hayes**: more than 1,500 career receiving yards; two-time team leader in receiving; 1998 NFL draft choice (Carolina).
- **Tony Simmons**: 23 career TD catches and school-record 20.1 ypc; second-round NFL (New England) draft choice.
- **Jonathan Orr** and **Brandon Williams**: set school freshman records for receiving yards and receptions, respectively, in 2002.

## Offensive Linemen


- 13 linemen chosen first-team All-Big Ten since 1992, including league Offensive Lineman of the Year (1999) **Chris McIntosh**.
- **Al Johnson** named Rimington Award finalist and selected in second round by Dallas in 2003.
- First-team All-Americans **Cory Raymer** (1994), **Aaron Gibson** (1998) and **Chris McIntosh** (1999).
- Second-team All-Americans **Joe Panos** (1993), **Jerry Wunsch** (1996) and **Casey Rabach** (2000).
- 16 Badger linemen have made NFL rosters since 1992.

## Quarterbacks


- **Darrell Bevell**: owns seven school records; set league mark for completion percentage; assistant coach with Green Bay.
- **Brooks Bollinger**: Big Ten Freshman of the Year; winningest QB in school history; No. 2 passer in school history; first Badger QB of Alvarez era to be drafted (NY Jets in 2003).
- **Mike Samuel**: third in career passing at UW; school's second-winningest QB; led Badgers to Rose Bowl win in 1999.
- **Jim Sorgi**: school's career leader in pass efficiency.




Ron Dayne



Anthony Davis




Lee Evans



Chris Chambers



Chris McIntosh



Aaron Gibson

# Alvarez-era Defense

## Noteworthy Achievements

- Wisconsin led the nation in scoring defense (10.2 ppg) on the way to winning the Big Ten title in 1998.
- Badgers led Big Ten (ranked ninth in the nation) in turnover margin in 2003.
- Three UW defenders – **Troy Vincent**, **Tom Burke** and **Jamar Fletcher** – have been Big Ten Defensive Player of the Year.
- Defensive end **Tom Burke**, defensive backs **Jamar Fletcher** and **Jim Leonhard** and linebacker **Nick Greisen** were NCAA leaders in sacks, interceptions and tackles, respectively.

## Defensive Linemen

- **Wendell Bryant**: first-team All-American; Big Ten Defensive Lineman of the Year as a junior and senior; three-time first-team All-Big Ten; first-round NFL draft pick by Arizona.
- **Tom Burke**: first-team All-American; led nation in TFLs and QB sacks; Big Ten Defensive Player and Defensive Lineman of the Year; third-round NFL draft pick by Arizona.
- **Don Davey**: only four-time first-team Academic All-American in university-division history; played in the NFL for Green Bay and Jacksonville.
- **Tarek Saleh**: first-team All-American; UW career leader in TFLs and QB sacks; two-time first-team All-Big Ten.
- **Mike Thompson**: first-team All-Big Ten; fourth-round NFL draft pick by Jacksonville.
- **Anttaj Hawthorne**: first-team All-Big Ten in 2003.

## Linebackers


- **Nick Greisen**: nation's leading tackler as a senior; led the Big Ten in tackles twice in career; two-time first-team all-conference; fifth-round NFL draft pick by the New York Giants.
- **Pete Monty**: UW's all-time leading tackler; Wisconsin's top tackler three seasons; led Big Ten in stops as a senior; twice a team captain.
- **Donnel Thompson**: captain on both the 1998 and 1999 Big Ten championship teams; team's leading tackler twice in career.

## Defensive Backs


- **Jim Leonhard**: first-team All-American; second-team Academic All-American; led nation with Big Ten record-tying 11 interceptions in '02 and led Big Ten with seven picks in '03.
- **Jason Doering**: former walk-on was three-year starter in secondary; sixth-round NFL draft pick by Indianapolis.
- **Jamar Fletcher**: Jim Thorpe Award winner; led the NCAA in interceptions as a freshman; established UW career record for interceptions in only three years; Big Ten Defensive Player of the Year; first-round NFL draft pick by Miami.
- **Jeff Messenger**: Big Ten interception leader in 1993 for Rose Bowl champions.
- **Troy Vincent**: highest draft choice (No. 7 overall by Miami) in Alvarez era; Big Ten Defensive Player of the Year; semi-finalist for the Jim Thorpe Award; five-time NFL All-Pro with Philadelphia; 2002 NFL Man of the Year.




Wendell Bryant




Tom Burke




Nick Greisen



Pete Monty



Jamar Fletcher



Jason Doering

# Alvarez-era Special Teams

## Noteworthy Achievements

- Wisconsin established a Big Ten record for net punting (42.5 yards) in 2000.
- The Badgers had the conference's top kick return average (26.0 yards) in 1998.
- UW had the Big Ten's first-team all-league placekicker three straight years (1997-98-99).
- The Badgers led the Big Ten in punt return average with a 14.3-yard norm in 2003.

## Kickers


- **Matt Davenport:** semi-finalist for Lou Groza Award; consensus first-team All-Big Ten in 1997 and 1998; scored 99 points as a senior, the most in school history for a placekicker; career field goal percentage (.868) is No. 1 at Wisconsin; two game-winning kicks in career.
- **John Hall:** second-team all-league kicker; made a 60-yard field goal at Minnesota, the longest in NCAA history without the use of a kicking tee; currently plays for the Washington Redskins; established an NFL record for touchbacks on kickoffs.
- **Vitaly Pisetsky:** finalist for Lou Groza and Mosi Tatupu Awards in 1999; consensus first-team All-Big Ten in 1999; made game-winning field goal at Minnesota in 1999 for UW's first-ever overtime win.

## Punters


- **Kevin Stemke:** won the inaugural Ray Guy Award, given to college football's top punter; first-team All-American; two-time, first-team All-Big Ten; owns every Wisconsin punting record; 43.5-yard career average is fourth in Big Ten history.

## Returners & Snappers


- **Jim Leonhard:** set school record for punt return yards in a season in 2002 and 2003; three career punt returns for TD.
- **Brandon Williams:** set school record for kickoff return yards in a season in 2002.
- **Nick Davis:** finalist for the Mosi Tatupu Award (special teams Player of the Year) twice in career; led the Big Ten in punt (1998) and kickoff (1999) returns; UW's career leader in both kick return categories; signed free agent contract with Minnesota.
- **Mike Schneck:** three-year long snapper at Wisconsin; signed free agent contract with Pittsburgh and currently plays for the Steelers.
- **Mike Solwold:** made rosters for the Minnesota Vikings and Dallas Cowboys in 2001 as a free agent long snapper; currently plays for the Baltimore Ravens.
- **Troy Vincent:** led Big Ten in punt returns; owns the longest punt return (90) in school history.




Matt Davenport




John Hall




Kevin Stemke



Vitaly Pisetsky



Brandon Williams



Troy Vincent

# Bowl Success in the Alvarez Era

Wisconsin's success in bowl games during Coach Barry Alvarez's tenure has been nearly unparalleled.


Alvarez has guided the Badgers to a 7-2 (.778) record in bowl games. That winning percentage is among the best in history.

Among those seven bowl victories are two Bowl Championship Series wins. Wisconsin is one of only four schools that remains undefeated with more than one BCS appearance. The others? Ohio State, LSU and Southern California.

Wisconsin's most recent bowl win was an upset of 14th-ranked Colorado, 31-28 OT, in the 2002 Alamo Bowl.

Bowl games with the Badgers are also a big hit with Wisconsin's renowned fans. In the past decade, thousands of fans have traveled to watch the Badgers in prime winter destinations like California, Florida, Arizona and Texas.

With nine bowl appearances in the last 11 seasons, it's easy to see why Wisconsin has become a favorite choice among bowl games nationwide.



QB Brooks Bollinger was the offensive MVP as Wisconsin knocked off 14th-ranked Colorado in overtime at the 2002 Alamo Bowl.



## ■ UW IN BOWLS

Year	Bowl	Opponent	Result
1953	Rose	USC	Lost
1960	Rose	Washington	Lost
1963	Rose	USC	Lost
1981	Garden State	Tennessee	Lost
1982	Independence	Kansas State	Won
1984	Hall of Fame	Kentucky	Lost
*1994	Rose	UCLA	Won
*1995	Hall of Fame	Duke	Won
*1996	Copper	Utah	Won
*1998	Outback	Georgia	Lost
*1999	Rose	UCLA	Won
*2000	Rose	Stanford	Won
*2000	Sun	UCLA	Won
*2002	Alamo	Colorado	Won
*2003	Music City	Auburn	Lost

\* - teams coached by Barry Alvarez


## ■ UW BOWL MVPs

Year	Bowl	MVP
1963	Rose	Ron Vander Kelen
1982	Independence	Randy Wright (off.) Tim Krumrie (def.)
1994	Rose	Brent Moss
1995	Hall of Fame	Terrell Fletcher
1996	Copper	Ron Dayne
1999	Rose	Ron Dayne
2000	Rose	Ron Dayne
2000	Sun	Michael Bennett (special teams)
2002	Alamo	Brooks Bollinger (off.) Jeff Mack (def.)



Bowl game MVPs Ron Vander Kelen (left) and Ron Dayne

# Camp Randall Stadium



## Home of the Badgers

Camp Randall Stadium, built in 1917, is home for Wisconsin's football team. Distinguished by its double-deck structure and unique design, Camp Randall Stadium is the nation's fourth-oldest, college-owned facility. Its seating capacity is near 80,000 which ranks among the top 20 largest school-run facilities in the nation.

During the Barry Alvarez era, the Badgers have been a formidable opponent at Camp Randall. Wisconsin is 56-31-3 at home under Alvarez's guidance, including undefeated home slates in the Rose Bowl seasons of 1993 and 1998.

Camp Randall houses the athletic department offices, lounges and study areas for student-athletes, as well as

video, training and weight rooms, the training table for team meals and a display of football memorabilia.

The stadium, which is in the midst of a \$107 million renovation project, is a cornerstone of the school's athletic complex. Located on the same block are the McClain Athletic Facility and the Wisconsin Field House.



## Renovations at Camp Randall

The University of Wisconsin Department of Athletics is working on the renovation of historic Camp Randall Stadium. Plans to improve the 87-year old facility focus largely on making gameday a more enjoyable experience for the spectators.

The renovation will fully conclude in 2005.


The \$107 million renovation project, when completed, will include:

- increased seating capacity to nearly 80,000;
- installation of FieldTurf, the highly popular artificial playing surface used in many NFL and major college stadiums;
- creation of new and wider concourses and the addition of elevators to provide safe and convenient fan access;
- renovation of old (and the addition of new) restrooms throughout the facility;
- addition of larger and more conveniently located concession stands;
- installation of video replay boards plus improved sound and lighting systems;

- addition of private suite and club level seating areas on the east side of the stadium;
- construction of a new ticket office with convenient on-site parking;
- development of a consolidated office building for athletic department staff;
- expansion of accessible facilities for disabled fans and visitors.

Separate from the above amenity improvement was a \$10 million refurbishing project for the stadium's infrastructure which was completed in the summer of 2002. Improvements were made in the electrical, plumbing and chilled water services at Camp Randall.

The Dave McClain Athletic Facility (right) is the Badgers' indoor training site. Constructed in 1988, the facility features a 90-yard artificial turf field. The football team's locker room, training headquarters, strength and conditioning center and academic facilities are all located in the basement of the building. The facility was named for former Head Coach Dave McClain, who died tragically in the spring of 1986.



## THE LARGEST

School	Name	Capacity
1. Michigan	Michigan	107,501
2. Penn State	Beaver	107,282
3. Tennessee	Neyland	104,079
4. Ohio State	Ohio	101,568
5. UCLA	Rose Bowl	98,636
6. USC	Mem. Colis.	92,000
7. LSU	Tiger	91,600
8. Georgia	Sanford	86,520
9. Auburn	Jordan-Hare	86,063
10. Stanford	Stanford	85,500
11. Alabama	Bryant-Denney	83,818
12. UAB	Legion Field	83,091
13. Florida	Florida	83,000
14. Clemson	Memorial	81,474
15. Notre Dame	Notre Dame	80,795
16. Texas A&M	Kyle Field	80,650
17. So. Carolina	Williams-Brice	80,250
18. Texas	Royal-Memorial	80,082
19. Florida State	Doak Campbell	80,000
<b>20. Wisconsin</b>	<b>Camp Randall</b>	<b>80,000</b>


## BADGER FUND

Annual gifts to the Badger Fund are one of the key components in helping the Department of Athletics provide a rewarding experience for its student-athletes. Investing in the future of our student-athletes symbolizes your commitment to the mission of Wisconsin Athletics. Your support of the Badger Fund helps our student-athletes strive for academic and athletic success and assists our efforts to develop outstanding athletic teams. For more information on making a contribution to the Badger Fund, call (608) 262-1000.


# Badgers in the NFL




Mark Tauscher, Green Bay Packers



Michael Bennett, Minnesota Vikings




Chris Chambers, Miami Dolphins




Bobby Myers, Tennessee Titans




Wendell Bryant, Arizona Cardinals



Jason Doering, New York Giants




Nick Greisen, New York Giants



Jamar Fletcher, San Diego Chargers




Casey Rabach, Baltimore Ravens



Ahmad Merritt, Chicago Bears




Ron Dayne, New York Giants




Troy Vincent, Buffalo Bills



Lee Evans, Buffalo Bills



Erik Bickerstaff, Dallas Cowboys



Mike Schneck, Pittsburgh Steelers

# We're Among the Best

## '03 ATTENDANCE

1.	Michigan	110,918
2.	Penn State	105,629
3.	Tennessee	105,038
4.	Ohio State	104,870
5.	Georgia	92,058
6.	LSU	90,974
7.	Florida	90,177
8.	Auburn	85,203
9.	Texas	83,339
10.	Oklahoma	83,202
11.	Alabama	83,189
12.	Florida State	83,149
13.	South Carolina	80,844
14.	Notre Dame	80,795
15.	<b>Wisconsin</b>	<b>78,486</b>
16.	Southern California	77,804
17.	Nebraska	77,754
18.	Texas A&M	76,243
19.	Clemson	75,286
20.	Michigan State	72,830

## BIG TEN WINS

[by conference schools since 1993]

1.	Ohio State	66
	Michigan	66
3.	Penn State	55
4.	<b>Wisconsin</b>	<b>49</b>
5.	Michigan State	43
6.	Iowa	42
	Purdue	42
8.	Northwestern	34
9.	Illinois	32
10.	Minnesota	28
11.	Indiana	23

## ROSE BOWL WINS

[by conference schools since 1993]

1.	<b>Wisconsin</b>	<b>3</b>
2.	Michigan	1
	Ohio State	1
	Penn State	1

## OVERALL WINS

[by conference schools since 1993]

1.	Ohio State	108
2.	Michigan	102
3.	Penn State	92
4.	<b>Wisconsin</b>	<b>88</b>
5.	Michigan State	70
6.	Iowa	70
7.	Purdue	67
8.	Minnesota	58
9.	Northwestern	56
10.	Illinois	51
11.	Indiana	42

## BOWL WINS

[by conference schools since 1993]

1.	<b>Wisconsin</b>	<b>7</b>
	Michigan	7
3.	Penn State	6

## BOWL APPEARANCES


[by conference schools since 1993]

1.	Michigan	11
2.	Ohio State	10
3.	<b>Wisconsin</b>	<b>9</b>
4.	Penn State	8
5.	Michigan State	7
	Purdue	7
	Iowa	7
8.	Minnesota	4
	Northwestern	4
10.	Illinois	3
11.	Indiana	1

## NFL DRAFT

[Big Ten 1st-round picks since 1999]

1.	<b>Wisconsin</b>	<b>6</b>
	Ohio State	6
	Penn State	6
4.	Michigan State	5
5.	Michigan	3
6.	Iowa	1
	Minnesota	1
8.	Illinois	0
	Indiana	0
	Northwestern	0
	Purdue	0




# Community Service

## Badgers giving back



The Wisconsin Department of Athletics has a number of teams that regularly contribute to the city via outreach programs. The Madison community is truly supportive of the UW-Madison athletic teams and their student-athletes.

In appreciation for that support, many student-athletes volunteer frequently in community service projects. Every season, the football team works together on a community service project to give back to Madison.

Among the projects that the Badgers have participated in recently were landscaping and cleanup days in the Eric Circle, Allied Drive, Vera Court and Harmony Park neighborhoods. The team has also participated in several walk-a-thons to raise funds for charitable causes as well as projects with Habitat For Humanity and Hammer With A Heart. Players and coaches make visits throughout the year to the UW Children's and Veterans' Hospitals, area schools and numerous other charity functions.



BADGER FOOTBALL




## GOOD WORKS

Former UW fullback Cecil Martin (left) was named to the American Football Coaches Association "Good Works" team for his community service in 1997 and 1998. He was cited for establishing an offseason program for players to visit the UW Children's Hospital. Martin also served as a mentor at the Southside Community Center, where he tutored and played with children.

Martin continued his charitable support as a member of the Philadelphia Eagles where he won the team's 2000 Ed Block Courage Award.

He also was named an "Unsung Hero" by the NFL Players' Association and was featured on the Fox Sports All-Madden Team as one of the National Football League's "good guys."



# Strength and Conditioning



## Weight machines

- 5 pull down stations
- 3 complete sets of dumbbells (5-160 lbs.)
- 3 neck machines
- 1 arm development area
- 2 bear squat machines
- 3 leg curl machines
- 1 multi-hip station
- 3 dip/leg raise stations
- 4 glute ham benches
- 1 seated calf machine
- 2 standing calf machines
- 4 stairmasters
- 3 Cybex bikes
- 5 Hammer strength machines
- 1 Nautilus assisted chin/dip
- 3 Reverse Hyper machines
- 4 Cybex squat press machines
- 1 Smith Press machine
- 3 Runner Press
- 3 Seated Low Row

## Free weights

- 45,000 pounds of free weights
- 7 NEW squat racks
- 8 NEW bench press stations
- 8 flat-to-incline benches
- 2 military presses
- 6 NEW power clean stations
- 7 lunge platforms
- 7 step-up platforms
- 3 Incline Adjustable Benches
- 6 chin-up stations
- 7 NEW Incline Stations
- 9 Balance Boards
- 35 Swiss Balls & 40 Medicine Balls
- 4 complete sets of plyometric boxes

• • •

**“The goal of the Wisconsin strength and conditioning program is to train for total athletic excellence. We profile each student-athlete upon arrival on campus and set up specific training regimens to help players reach their individual potential. The plan is to build overall strength, speed, agility and stamina.**

**Our program is comprehensive and the end result is that we are as productive on the field as possible.”**

• • •

**John Dettmann  
Strength and Conditioning  
Coordinator**

# Big Ten Conference Football



## BIG TEN BOWLS

- **Rose Bowl**, Pasadena, Calif.
- **Capital One Bowl**, Orlando, Fla. [Big Ten second choice vs. SEC]
- **Outback Bowl**, Tampa, Fla. [Big Ten third choice vs. SEC]
- **Sylvania Alamo Bowl**, San Antonio, Texas [Big Ten fourth choice vs. Big 12]
- **Wells Fargo Sun Bowl**, El Paso, Texas [Big Ten fifth choice vs. Pac-10]
- **Music City Bowl**, Nashville, Tenn. [Big Ten sixth choice vs. SEC]
- **Motor City Bowl**, Detroit, Mich. [Big Ten seventh choice vs. MAC]

## TV Exposure

When Big Ten fans aren't packing stadiums, they're watching the most comprehensive college football package on television. A partnership with ABC, ESPN, ESPN2 and ESPN Regional will allow the Big Ten to televise a record number of games again this fall. More than 90 percent of all Big Ten games will be shown on live TV in 2004, making the Big Ten the most-watched conference in the nation.

## Attendance Leader

College football fans flock to Big Ten Conference campuses each fall to watch the nation's premier teams. At UW, the crowds at Camp Randall Stadium number nearly 80,000 each week. The Big Ten leads the nation in college football attendance year after year and routinely draws more than four million fans to games on its campuses. The Big Ten has led the nation in attendance every year since the NCAA began keeping records in 1949, a string of 55 consecutive seasons.

## Drawing a Crowd

The state of Wisconsin is "football-crazy" and the Badgers are at the top of everyone's priority list each Saturday during the fall. It is not uncommon to have representation from 20-25 newspapers, 10-12 television stations and 15-20 radio stations – all from Wisconsin – in attendance at Badger home games. Every home game also is televised on a tape-delayed basis by Wisconsin Public Television.

The Wisconsin Radio Network consists of more than 40 stations around the state that broadcast Badger games to a statewide audience and over the internet. The "Voice of the Badgers," Matt Lepay, is recognized as one of the best in the business.


Additionally, the UW Department of Athletics has one of the nation's most comprehensive web sites. Gameday coverage at [uwbadgers.com](http://uwbadgers.com) features audio, photos, notes and statistics, interviews and much more. The site is "hit" more than two million times a month.

## Big Ten Bowl Games For 2004

The Big Ten boasts one of the deepest college bowl lineups in the nation. The Big Ten is one of six conferences with an automatic berth into the Bowl Championship Series (BCS), which was established five years ago to determine a national champion. The Big Ten also has six other bowl bids guaranteed for member schools each year.

"The Big Ten's association with our bowl partners stabilizes the Conference's post-season future," says Commissioner James Delaney. "They also provide fans with terrific bowl destinations and games with quality opponents."

**BIG TEN**  
CONFERENCE




# Wisconsin Walk-ons

## Non-scholarship players have made major contributions at Wisconsin


They may have been told by many non-believers in their senior years of high school that they weren't big enough or fast enough to contribute to a Big Ten football program. However, a number of individuals have gone on to make their mark on the University of Wisconsin football program during the Alvarez era by originally joining the team as a walk-on.

Below is a partial list of some of the individuals that joined the Badgers as non-scholarship players, only to make major impacts at the UW and beyond.


- **Bob Adamov, linebacker:** four-year letterwinner; team captain and starter on the Badgers' 1998 Big Ten and Rose Bowl champion squad; Ivan Williamson Scholastic Award winner in 1998; one of nine senior starters named team MVP his final season.
- **Chad Cascadden, linebacker:** named the team's Special Teams Player of the Year in 1994; Academic All-Big Ten selection his senior year; letterwinner on UW's 1993 Big Ten and Rose Bowl champion squad; played for the NFL's New York Jets.
- **Matt Davenport, placekicker:** semi-finalist for Lou Groza Award; consensus first-team All-Big Ten in 1997 and 1998; scored 99 points as a senior, the most in school history for a placekicker; career field goal percentage (.868) is No. 1 at UW.
- **Jason Doering, safety:** team captain in both 1999 and 2000; led Badger defensive backs in tackles his final three seasons; ranks fourth all-time in career solo tackles (250); starter on two Big Ten and Rose Bowl champion teams; currently plays for the NFL's New York Giants.
- **Jim Leonhard, safety:** first-team All-Big Ten selection as both a sophomore and a junior, leading the conference in interceptions both seasons; first-team All-American according to CNN/SI.com as a sophomore; team captain in 2003 and 2004; single-season leader in punt return yardage.
- **Joe Panos, offensive tackle:** team captain in 1993; starter on the Badgers' 1993 Big Ten and Rose Bowl champion team; first-team All-Big Ten and second-team AP All-American in '93; played for the NFL's Philadelphia Eagles and Buffalo Bills.
- **Mark Tauscher, offensive tackle:** three-year letterwinner; member of two Big Ten and Rose Bowl champion squads, including a starter on the 1999 team; helped Ron Dayne become NCAA all-time leading rusher; currently a starter for the NFL's Green Bay Packers.
- **Donnel Thompson, linebacker:** team captain in 1998 and 1999; starter on a pair of UW Big Ten and Rose Bowl champion teams; ranks 10th all-time in career tackles; two-time team-leader in tackles; played for NFL's Pittsburgh Steelers and Indianapolis Colts.
- **Mike Schneck, long snapper:** three-year letterwinner at Wisconsin; member of 1998 Big Ten and Rose Bowl champion team; signed free agent contract with Pittsburgh and currently plays for the Steelers.
- **Sam Veit, punter:** four-year starter and letterwinner; member of UW's 1993 Big Ten and Rose Bowl champion squad; ranks third all-time in career punts (209) and career punting yards (8,016); three-time Academic All-Big Ten selection.




Bob Adamov




Matt Davenport



Jason Doering



Joe Panos




Mark Tauscher



Donnel Thompson

# PERSONNEL

Barry Alvarez .....	15
Bret Bielema .....	21
Jeff Horton .....	22
Jim Hueber .....	23
Rob Ianello .....	24
Ron Lee .....	25
Henry Mason .....	26
Brian Murphy .....	27
John Palermo .....	28
Brian White .....	29
Football Support Staff .....	30
Senior Department Staff .....	30
Athletic Department Staff .....	32



Barry Alvarez enters the 2004 season just one win shy of No. 100 in his career.




# Head Coach/Director of Athletics Barry Alvarez

**B**arry Alvarez, the winningest football coach in Wisconsin history, has completed 14 seasons at the head of the program he transformed from a perennial second-division finisher to one that is nationally respected and is a fixture on the postseason bowl scene.

Alvarez, whose overall record with the Badgers is 99-67-4, became Wisconsin's Director of Athletics in April of 2004. He is one of just two people (UAB's Watson Brown) at the Division I level who serves as head football coach and athletic director.

Alvarez's list of accomplishments at Wisconsin is remarkable. Consider just a few of the most notable ...

- winningest coach in school history
- coached three Big Ten and Rose Bowl champions
- only Big Ten coach ever to win the Rose Bowl in consecutive seasons
- needs one win to become just the 10th coach in Big Ten history with 100 victories at one conference institution
- has coached five national award winners, including Ron Dayne (Heisman, Doak Walker, Maxwell), Jamar Fletcher (Jim Thorpe) and Kevin Stemke (Ray Guy)
- guided UW to back-to-back Big Ten titles in 1998 and 1999 (hadn't happened at Wisconsin since 1896-97)
- bowl record of 7-2 (.778)
- coached the three winningest teams in school history



When Alvarez arrived in Madison in 1990, Wisconsin had compiled a 9-36 record during the previous four seasons and attendance at Camp Randall Stadium had dipped to an average of 41,734 per game (54 percent of capacity). The program sorely needed a boost and got it when new Director of Athletics Pat Richter hired Alvarez from Notre Dame, where he had been an assistant coach under Lou Holtz.

Following is a year-by-year look at the Alvarez era ...


**2003 (7-6):** Wisconsin won six of its first seven games, including a 17-10 upset victory that ended No. 3-ranked Ohio State's 19-game winning streak. Four Badgers earned first-team All-Big Ten mention, including WR Lee Evans who finished his career ranked No. 2 on the all-time Big Ten receiving yardage list. The Badgers qualified for their ninth bowl game in 11 years, a run of success matched in the Big Ten by only Michigan and Ohio State. UW lost to Minnesota on a FG as time ran out; to Purdue on a FG with 0:03 left; and to Iowa when the Badgers were unable to score on a last-minute drive.

**2002 (8-6):** A season-opening five-game winning streak and league wins over Michigan State and Minnesota qualified the Badgers for their eighth Alvarez-era bowl game, a 31-28 OT win over 14th-ranked Colorado in the Alamo Bowl. First-team All-American Jim Leonhard led the nation with a Big Ten record-tying 11 interceptions. Anthony Davis (1,555 yards) gave UW a 1,000-yard rusher for a Big Ten-record 10th straight year.

**2001: (5-7):** Several individual achievements highlighted a season in which the Badgers never won or lost more than two straight games. WR Lee Evans set the Big Ten record for receiving yards in a season with 1,545 and RB Anthony Davis led the conference in rushing. Evans and Davis were All-Americans and six Badgers earned first-team All-Big Ten acclaim,

## THE ALVAREZ HEAD COACHING RECORD

Year	School	W	L	T	Big Ten	Bowl Results
1990	Wisconsin	1	10	0	10th	—
1991	Wisconsin	5	6	0	T8th	—
1992	Wisconsin	5	6	0	T6th	—
1993	Wisconsin	10	1	1	T1st	Rose (defeated UCLA 21-16)
1994	Wisconsin	8	3	1	3rd	Hall of Fame (defeated Duke 34-20)
1995	Wisconsin	4	5	2	T7th	—
1996	Wisconsin	8	5	0	7th	Copper (defeated Utah 38-10)
1997	Wisconsin	8	5	0	5th	Outback (lost to Georgia 33-6)
1998	Wisconsin	11	1	0	T1st	Rose (defeated UCLA 38-31)
1999	Wisconsin	10	2	0	1st	Rose (defeated Stanford 17-9)
2000	Wisconsin	9	4	0	5th	Sun (defeated UCLA 21-20)
2001	Wisconsin	5	7	0	T8th	—
2002	Wisconsin	8	6	0	T8th	Alamo (defeated Colorado 31-28)
2003	Wisconsin	7	6	0	T7th	Music City (lost to Auburn 28-14)
<b>14-year total</b>		<b>99</b>	<b>67</b>	<b>4</b>		<b>Bowl Record: 7-2</b>



including DL Wendell Bryant who became a first-round NFL draft choice. The Badgers lost by a field goal to both Oregon and Michigan.

**2000 (9-4):** A five-game winning streak to end the season highlighted the Sun Bowl champions' 9-4 season. Fighting injuries and suspensions, the Badgers had a difficult time getting consistency in the early part of the league season. Jamar Fletcher (Jim Thorpe Award) and Kevin Stemke (inaugural Ray Guy Award) allowed UW to be the only school in the nation with two different players winning major awards.

**1999 (10-2):** A 17-9 win over Stanford in the Rose Bowl allowed Wisconsin to become the first Big Ten school in history to win the "Granddaddy of Them All" in back-to-back campaigns. The 10-2 Badgers finished fourth in both the media and coaches final polls. Wisconsin defeated five nationally rated foes for the first time in school history and concluded the year with eight consecutive victories. The Badgers led the Big Ten in both scoring offense and scoring defense. Ron Dayne became the NCAA's all-time leading rusher and then walked away with the Heisman Trophy, Maxwell Award and Doak Walker Award. Chris McIntosh (Outland Trophy) and Vitaly Pisetsky (Mosi Tatupu and Lou Groza Awards) were major award finalists. Alvarez was forced to coach from the press box or hospital in eight games after mid-season knee surgery.

### ALVAREZ NOTEBOOK

**Born:** December 30, 1946, in Burgettstown, Pa.

**Bowl games:** 18

**Big Ten titles:** 5

**Year at Wisconsin:** 15th

**Alma mater:** Nebraska, 1969

**Family:** wife, Cindy; daughters Dawn (Mrs. Brad Ferguson) and Stacy (Mrs. Mike Delzer); son Chad; grandsons Joe and Jake Ferguson; and granddaughter Grace Delzer

**Coaching career:** Wisconsin Head Coach, 1990-present; Notre Dame Assistant Coach, 1987-89; Iowa Assistant Coach, 1979-86; Mason City (Iowa) High School Head Coach, 1976-78; Lexington (Neb.) High School Head Coach, 1974-75; Lincoln Northeast High School Assistant Coach, 1971-73



The Alvarez Family

**1998 (11-1):** The winningest season in school history ended in dramatic fashion with a thrilling 38-31 upset of sixth-ranked UCLA at the Rose Bowl. Game MVP Ron Dayne keyed the win with 246 yards rushing. Wisconsin led the nation in scoring defense and turnover margin. The Badgers' nine-game win streak to open the season tied a school record. Tom Burke (NCAA sack leader) and Aaron Gibson (a finalist for the Lombardi Award and the Outland Trophy) were consensus All-Americans. Alvarez was Big Ten Coach of the Year.

**1997 (8-5):** A six-game winning streak catapulted the Badgers to a second consecutive eight-win season and berth in the Outback Bowl vs. Georgia. The Badgers joined the '37 Michigan team as the only squads in league history to win three one-point decisions. Ron Dayne earned first-team All-America honors and Matt Davenport won two games with last-second field goals.

**1996 (8-5):** The Badgers opened quickly with a 3-0 non-league slate before losing four games (three by a combined total of 10 points) to highly ranked foes. The UW closed 4-1 and posted a 38-10 win over Utah in the Copper Bowl. Ron Dayne set an NCAA freshman rushing record and had 2,109 yards, including the bowl win.

### COACHING AWARDS

- Finalist for ESPN College Coach of the Decade in 1999
- Victor Award as National Coach of the Year in 1999
- American Football Coaches Association (AFCA) National Coach of the Year in 1993
- Bobby Dodd Foundation National Coach of the Year in 1993
- *College & Pro Football Newsweekly* National Coach of the Year in 1993
- Big Ten Coach of the Year in 1993 and 1998
- Head coach at the Blue-Gray Game (1995), East-West Shrine Game (1996), Hula Bowl (2000) and Florida Gridiron Classic (2004)

**1995 (4-5-2):** With the most inexperienced squad in the Big Ten and facing the nation's most difficult schedule (according to the *Seattle Times*), the Badgers posted a 4-5-2 mark. Darrell Bevell broke several passing records at the UW. The 17-9 upset at Penn State broke the NCAA's longest win streak (20 games).

**1994 (8-3-1):** Wisconsin won its second straight January bowl game by defeating Duke in the Hall of Fame Bowl. The regular season featured a win at Michigan for

the first time since 1962. Center Cory Raymer was a consensus All-American. Seven players were drafted by the NFL.

**1993 (10-1-1):** The 10-1-1 Badgers were Big Ten co-champions, beat UCLA in the Rose Bowl and were ranked as high as fifth (coaches) in the final polls. The UW had the NCAA's largest attendance increase, and its .875 winning percentage was the best by a Big Ten team since '79. A school-record eight players were named first-team All-Big Ten. Brent Moss was the Badgers' first Big Ten MVP since 1962.

**1992 (5-6):** The UW was 5-6 and climbed in the Big Ten standings for the third season in a row. The Badgers upset 12th-ranked Ohio State, the first win over a nationally rated foe in eight years.

Wisconsin received votes in the national polls for the first time in Alvarez's career and ended the year one victory short of a bowl bid. Three of the losses were by a total of four points.

**1991 (5-6):** Wisconsin improved its win total by four games, the fourth-largest improvement in the NCAA. Troy Vincent was an All-American, runner-up for the Jim Thorpe Award and the No. 7 pick in the NFL draft. A victory at Minnesota broke a 23-game road losing streak.

**1990 (1-10):** Wisconsin was within striking distance entering the fourth quarter in 10 games, although its only victory was over Ball State. UW had the third-best attendance gain nationally.


Alvarez's coaching career began at the high school level. He served as an assistant at Lincoln (Neb.) Northeast High from 1971-73 before taking over as head coach at Lexington (Neb.) High from 1974-75. His last prep coaching stop was at Mason City (Iowa) High where he was head coach from 1976-78 and where his team won a 4A state title in his final year.

Iowa's Hayden Fry hired Alvarez as an assistant coach in 1979. The Hawkeyes played in six bowl games (two Rose Bowls) during Alvarez's eight years in Iowa City, compiling a 61-33-1 mark in the process. Alvarez's standout player with the Hawkeyes was LB Larry Station, a two-time All-American and two-time Academic All-American.

Alvarez left Iowa after the 1986 season to become linebackers coach at Notre Dame. He was promoted (linebackers to defensive coordinator to assistant head coach) by Holtz each of his three seasons as the Fighting Irish went 32-5 and won

## ■ ALVAREZ'S RECORD BREAKDOWN

Year	Overall	Home	Away	Neut.	Big Ten	Non-Conf.	Bowl
1990	1-10	1-6	0-4	0-0	0-8	1-2	0-0
1991	5-6	4-3	1-3	0-0	2-6	3-0	0-0
1992	5-6	5-1	0-5	0-0	3-5	2-1	0-0
1993	10-1-1	4-0-1	4-1	2-0	6-1-1	3-0	1-0
1994	8-3-1	4-1-1	3-2	1-0	5-2-1	2-1	1-0
1995	4-5-2	2-3-1	2-2-1	0-0	3-4-1	1-1-1	0-0
1996	8-5	4-2	3-3	1-0	3-5	4-0	1-0
1997	8-5	5-1	3-2	0-2	5-3	3-1	0-1
1998	11-1	6-0	4-1	1-0	7-1	3-0	1-0
1999	10-2	5-1	4-1	1-0	7-1	2-1	1-0
2000	9-4	4-3	4-1	1-0	4-4	4-0	1-0
2001	5-7	3-4	2-3	0-0	3-5	2-2	0-0
2002	8-6	5-3	2-3	1-0	2-6	5-0	1-0
2003	7-6	4-3	3-2	0-1	4-4	3-1	0-1
<b>Total</b>	<b>99-67-4</b>	<b>56-31-3</b>	<b>35-33-1</b>	<b>8-3</b>	<b>54-55-3</b>	<b>38-10-1</b>	<b>7-2</b>



Baseball fan Barry Alvarez sang "Take Me Out to the Ballgame" during the seventh-inning stretch at a Cubs-Cardinals game in 1999.

### Tom Lemming (*Prep Football Report*) on Alvarez

**"Alvarez is the nation's No. 1 recruiter. He is a truly honest, sincere and personable coach with a great rapport. Recruits take to him immediately, and so do their parents. His well-earned national recognition gives him an edge when recruiting prospects."**

the 1988 national title. While in South Bend, Alvarez coached All-America linebackers Michael Stonebreaker, Ned Bolcar, Cedric Figaro and Wes Pritchett.


Alvarez grew up in Langeloth, Pa., a small town among the coal mines and steel mills in western Pennsylvania. He starred as a prep linebacker and went on to play at Nebraska (1965-67) for legendary head coach Bob Devaney. Alvarez was the leading tackler for the 1967 Cornhuskers, who led the nation in total defense and created a school-record 40 turnovers. Alvarez played in both the Sugar and Orange Bowls at Nebraska (the Cornhuskers were 25-7 during his three varsity seasons). Alvarez earned his bachelor's degree in 1969 and added a master's degree in 1971, both from Nebraska.

Alvarez's family includes his wife, Cindy, daughters Dawn (Mrs. Brad Ferguson) and Stacy (Mrs. Mike Delzer), son Chad, grandsons Joe and Jake Ferguson, and granddaughter Grace Delzer.

## Items of Interest

Following is a list of accomplishments, notes and items of interest on Barry Alvarez ...

- Coached eight first-round NFL draft choices (Troy Vincent, Aaron Gibson, Ron Dayne, Chris McIntosh, Jamar Fletcher, Michael Bennett, Wendell Bryant and Lee Evans) at UW.
- Coached 47 NFL draft choices at Wisconsin.
- Coached 27 All-Americans, including six consensus first-team choices, at Wisconsin.
- Coached 54 first-team All-Big Ten selections at Wisconsin.
- Coached 98 Academic All-Big Ten selections at Wisconsin.
- Big Ten-record 10 straight seasons with a 1,000-yard rusher (1993-2002).
- Two Big Ten MVPs.
- Three Big Ten Defensive Players of the Year.
- Two Big Ten Offensive Players of the Year.
- Three Big Ten Freshmen of the Year.
- Three Big Ten and Rose Bowl championship teams (the only other Big



Ten coach with at least three Rose Bowl wins was Ohio State's Woody Hayes).

- Nine bowl qualifiers.
- Has coached or played in 20 bowl games (at Wisconsin, Notre Dame, Iowa and Nebraska).
- Has been a head coach in the 1995 Blue-Gray Game, 1996 East-West Shrine game, 2000 Hula Bowl and 2004 Florida Gridiron Classic.
- Alvarez received a Distinguished Alumnus Award from the University of Nebraska in May of 2003.
- Barry was inducted into the Washington County (Pa.) chapter of the Pennsylvania Sports Hall of Fame in 2000.
- Alvarez and his wife, Cindy, endowed a football scholarship at the UW in the spring of 2000. "I thought it was a small way for me to say thanks to the UW-Madison," Alvarez said of his quarter-million dollar contribution to the school's foundation.
- Alvarez set a goal to become a collegiate head coach by his 42nd birthday and was named to the Wisconsin post three days after he turned 42.
- Alvarez added administrative duties to his job description in 2000 when he was named Associate Athletic

Director. He became Wisconsin's Director of Athletics in April 2004, operating in a dual role as football coach as well.

- Alvarez grew up in a small mining town (Langeloth) in western Pennsylvania. He played all sports as a kid and idolized former Pittsburgh Pirate outfielder Roberto Clemente.
- Babcock Hall, which houses the UW-Madison's nationally acclaimed dairy school, developed an ice cream flavor in honor of the Badger head coach in 1994. It was named Barry Alvarez, and the flavor was a mixture of raspberry, strawberry and blueberry.
- Alvarez, a big baseball fan, helped honor former Chicago Cubs' announcer Harry Caray by singing "Take me out to the ballgame" during a seventh-inning stretch in May of 1999.
- Alvarez was a finalist for ESPN's College Football Coach of the Decade Award in 1999. He was one of 18 coaches named to new positions in 1990 and is the only one still at the school which hired him.
- Barry Alvarez got his college coaching start with Hayden Fry at Iowa in 1979, one season after leading Mason City High School to the 4A state championship. One of the staffs Alvarez was a member of featured six men who went on to lead their own college programs, including: Alvarez; Kirk Ferentz, Iowa; Dan McCarney, Iowa State; Del Miller, former SW Missouri State; Don Patterson, Western Illinois; Bill Snyder, Kansas State.
- Alvarez was named one of the "100 Most Influential Hispanics" by *Hispanic Business* in October of 2001.
- Numerous former Alvarez assistants at Wisconsin have gone on to success on the professional level, among them Bill Callahan (former Oakland Raider head coach), Brad Childress (Philadelphia Eagles offensive coordinator), Jay Hayes (Cincinnati Bengals defensive line coach) and Jay Norvell (former Oakland Raiders tight ends coach).

## ■ ALL-TIME BOWL WINNING PERCENTAGES\*

Rk	Coach, School(s)	W-L-T	Pct.
1.	John Robinson, USC & UNLV	8-1-0	.889
2.	Frank Kush, Arizona State	6-1-0	.857
	Gene Stallings, Texas A&M & Alabama	6-1-0	.857
	Warren Woodson, Hardin-Simmons & New Mexico State	6-1-0	.857
5.	<b>Barry Alvarez, Wisconsin</b>	<b>7-2-0</b>	<b>.778</b>
6.	Pat Dye, East Carolina & Auburn	7-2-1	.750
	Dick Crum, Miami (Ohio) & North Carolina	6-2-0	.750
	Paul Pasqualoni, Syracuse	6-2-0	.750
	Bud Wilkinson, Oklahoma	6-2-0	.750

\* - minimum seven games and winning percentages above 70 percent



## BCS Perfection

The Bowl Championship Series (BCS) format was established in 1998 to help determine a true national champion. Four bowls (Rose, Fiesta, Orange and Sugar) are considered BCS bowls. Since the format was instituted, Wisconsin is one of only four schools that remains undefeated after more than one BCS game appearance. Schools listed have at least one BCS win.

Ohio State .....	3-0
<b>Wisconsin .....</b>	<b>2-0</b>
LSU .....	2-0
Southern California .....	2-0
Kansas State .....	1-0
Georgia .....	1-0
Oregon .....	1-0
Oregon State .....	1-0
Washington .....	1-0
Miami, Fla. ....	3-1
Oklahoma .....	2-1
Florida .....	2-1
Michigan .....	1-1
Nebraska .....	1-1
Tennessee .....	1-1
Florida State .....	1-4

## ■ ACTIVE COACHES

Following is a list of the active college coaches with the longest tenure at one school.

Coach	Years
Joe Paterno, Penn State	39th
Bobby Bowden, Florida State	29th
Fisher DeBerry, Air Force	21st
Frank Beamer, Virginia Tech	18th
Bill Snyder, Kansas State	16th
<b>Barry Alvarez, Wisconsin</b>	<b>15th</b>

## ■ 100 WINS

Following is a list of the nine coaches who have won 100 games at one Big Ten institution. Barry Alvarez enters the 2004 campaign with 99 victories at Wisconsin.

Coach	Wins
Amos Alonzo Stagg, Chicago	243
Woody Hayes, Ohio State	205
Bo Schembechler, Michigan	194
Fielding Yost, Michigan	165
Hayden Fry, Iowa	143
Henry Williams, Minnesota	136
Robert Zuppke, Illinois	131
John Cooper, Ohio State	111
Duffy Daugherty, Michigan State	109

## NCAA RANKINGS

### 2003

Punt Returns 14.3 avg. 8th

### 2002

Turnover Margin +1.29 mar. 9th

### 2000

Net punting 42.9 avg. 1st

### 1999

Rushing offense 277.9 ypg 3rd

Scoring defense 13.2 ppg 5th

Pass eff. defense 96.3 pts. 5th

Turnover margin +1.00 mar. T5th

Kickoff returns 24.7 ypr 8th

Scoring offense 35.6 ppg 10th

### 1998

Scoring defense 11.9 ppg 1st

Turnover margin +1.92 mar. 1st

Net punting 40.6 avg. 3rd

Rushing defense 92.2 ypg 4th

Total defense 292.6 ypg 5th

Pass eff. defense 105.5 pts. 7th

Punt returns 13.7 ypr 9th

### 1994

Rushing offense 240.8 ypg 10th


### 1993

Rushing offense 250.8 ypg 8th



Alvarez and his most celebrated player: 1999 Heisman Trophy winner Ron Dayne.

## Alvarez vs. All-time Opponents



School	W-L-T	Last Game	School	W-L-T	Last Game
Akron	1-0-0	2003	North Carolina	1-0-0	2003
Arizona	1-0-0	2002	Northern Illinois	2-0-0	2002
Auburn	0-1-0	2003	Northwestern	6-6-0	2003
Ball State	2-0-0	1999	Ohio	1-0-0	1998
Boise State	1-0-0	1997	Ohio State	4-7-1	2003
Bowling Green	1-0-0	1992	Oregon	1-1-0	2001
California	0-1-0	1990	Penn State	4-3-0	2003
Cincinnati	2-1-0	2000	Purdue	5-5-1	2003
Colorado	1-2-0	2002	San Diego State	2-0-0	1998
Duke	1-0-0	1995	San Jose State	1-0-0	1997
Eastern Michigan	3-0-0	1996	SMU	2-0-0	1995
Fresno State	1-1-0	2002	Stanford	2-0-1	2000
Georgia	0-1-0	1998	Syracuse	0-1-0	1997
Hawaii	2-0-0	2000	Temple	0-1-0	1990
Illinois	6-5-1	2003	UCLA	3-0-0	2000
Indiana	6-5-0	2002	UNLV	3-1-0	2003
Iowa	5-7-0	2003	Utah	1-0-0	1996
Iowa State	2-0-0	1993	Virginia	1-0-0	2001
Michigan	3-7-0	2002	Washington	0-1-0	1992
Michigan State	6-5-0	2003	Western Illinois	1-0-0	1991
Minnesota	9-5-0	2003	Western Kentucky	1-0-0	2001
Murray State	1-0-0	1999	Western Michigan	1-0-0	2000
Nevada	1-0-0	1993	West Virginia	2-0-0	2003

# Bret Bielema

## Defensive Coordinator & Linebackers

### At Wisconsin

- Enters his first season at Wisconsin.

### Prior to Wisconsin

#### Co-Defensive Coordinator at Kansas State from 2002-03

- 2003 Kansas State unit finished sixth nationally in total (283.1 ypg), seventh in pass (174.6 ypg), eighth in scoring (16.3 ppg), 12th in pass efficiency (104.4 rating) and 17th in run defense (108.5 ypg).
- Wildcats led Big 12 in run defense in 2003.
- In 2002 the Wildcats led the nation in scoring defense (11.8 ppg), were second nationally in total (249.0 ypg) and rushing (69.5 ypg) defense and third in the nation in pass efficiency defense (91.69 rating).
- KSU was 22-6 (11-2 in '02 and 11-4 in '03) during Bielema's two years there.
- Helped Kansas State to its first-ever Big 12 title in '03.

#### Assistant Coach at Iowa from 1993-01

- Spent nine seasons as an assistant coach at Iowa, moving through the ranks with the Hawkeyes, starting as an undergraduate student assistant coach, then graduate assistant and, finally, full-time assistant (he coached Iowa's linebackers for six seasons).
- The 1997 Hawkeye defense posted three shutouts and ranked No. 4 nationally in scoring and pass efficiency defense, seventh in total defense and 11th in run defense.

### Playing Career

#### Played at Iowa from 1989-92

- Earned four letters (1989-92) after joining the Hawkeye football program as a walk-on. A member of Iowa's 1990 Big Ten champion, he was a starter as a junior in 1991 and helped the Hawkeyes to a 10-1-1 record, a No. 5 national ranking and a Holiday Bowl appearance. He was a team co-captain as a senior in 1992.
- He signed a free agent contract with the Seattle Seahawks in April of 1993 before completing his playing career with the Milwaukee Mustangs of the Arena Football League in 1994.

### Bowl Games

- Bielema has participated in eight bowl games as a player ('91 Rose and '91 Holiday) or coach (at Iowa: '93 Alamo, '95 Sun, '96 Alamo, '01 Alamo; at Kansas State: '02 Holiday, '04 Fiesta).

### Championships

- Bielema played for 1990 Big Ten champion Iowa and coached for Kansas State, which won the 2003 Big 12 championship game.

### Players He's Coached

- Listed here are some of the top players Bielema has coached during his 11-year career:

*Josh Buhl*, 2003 first-team All-American, Kansas State; now with Cleveland Browns

*Terry Pierce*, 2003 NFL 2nd round draft choice

*Fred Barr*, first-team All-Big Ten, Iowa


*Vernon Rollins*, honorable mention All-Big Ten, Iowa

*Matt Hughes*, honorable mention All-Big Ten, Iowa

*Bryan Hickman*, second-team All-Big 12, Kansas State; now with Cleveland Browns

### Personal

- A 1992 graduate of Iowa with a bachelor's degree in marketing.
- Born Jan. 13, 1970 in Prophetstown, Ill.



# Jeff Horton

## Quarterbacks

### At Wisconsin

- Enters his sixth season at Wisconsin.
- A Badger quarterback has been selected in the NFL Draft each of the past two years (Brooks Bollinger, sixth round to the N.Y. Jets in 2003 and Jim Sorgi, sixth round to the Indianapolis Colts in 2004).
- Bollinger was the 1999 Big Ten Freshman of the Year and is the winningest QB in school history (one of only seven QBs in Big Ten history with 30 wins as a starter).
- Bollinger also became one of only seven players in Big Ten history with at least 20 rushing TDs and 30 passing TDs.
- Sorgi finished as Wisconsin's leader in career pass efficiency and on UW career lists he finished third in pass completion percentage (.555), fourth in TD passes (33), fifth in passing yards (4,498), seventh in pass completions (288) and eighth in pass attempts (519).
- The Badgers have set the school record for passing yards in a season twice (2001 and 2003) in the past three seasons.

### Prior to Wisconsin

Head Coach at UNLV from 1994-98

- The 1994 UNLV squad won the Las Vegas Bowl and Horton was named co-Big West Coach of the Year.
- QB Jon Denton threw for more than 7,000 yards and broke 10 NCAA records in two seasons at UNLV.


Head Coach at Nevada in 1993

- Chris Vargas, Horton's signalcaller with the Wolf Pack, finished second nationally in total offense in 1993.

Assistant Coach at UNLV from 1991-92

Assistant Coach at Nevada from 1985-89

Graduate Assistant Coach at Minnesota in 1984



### Bowl Games

- Horton has coached in six bowl games ('92 and '94 Las Vegas, '00 Rose, '00 Sun, '02 Alamo, '03 Music City)

### Championships

- Horton was the quarterbacks coach for Wisconsin's Big Ten championship team in 1999.

### Players He's Coached

- Listed here are some of the top players Horton has coached during his 20-year career:

*Brooks Bollinger*, winningest QB in Wisconsin history; now with New York Jets

*Jim Sorgi*, 2004 NFL 6th round draft choice

*Jon Denton*, set 10 NCAA records at UNLV

*Chris Vargas*, No. 2 nationally in total offense at Nevada in '93



The Horton Family and Rebel

### Personal



- A 1981 graduate of the University of Nevada-Reno, Horton earned a master's degree in educational administration from the University of San Francisco in 1993.
- His wife's name is Teri.
- An active member of the American Football Coaches Association, Horton has served on the public relations (twice) and ethics (once) committees.

# Jim Hueber

## Offensive Line

### At Wisconsin

- Enters his 13th year at Wisconsin and 21st in the Big Ten (longest continuing tenured assistant in the conference).
- Has coached Badger offensive linemen for nine seasons.
- More than 25 Hueber-coached players have made NFL rosters.
- UW's offensive lines paved the way for a 1,000-yard rusher every year from 1996-2002 (during a Big Ten-record 10 straight seasons).
- In 2002, tailback Anthony Davis rushed for a UW sophomore-record 1,555 yards behind Hueber's line that included Rimington Trophy finalist Al Johnson.
- The 2000 Badgers broke in a new tailback and fought a lot of lineup inconsistencies, but Michael Bennett finished third nationally in rushing. Three of Hueber's seniors (Casey Rabach, Bill Ferrario and Dave Costa) earned pro contracts.
- The 1999 line helped Ron Dayne become college football's career rushing leader. Among Hueber's blockers was Chris McIntosh, the Big Ten's 1999 Offensive Lineman of the Year and a finalist for the Outland Trophy.
- One of his other former pupils was Aaron Gibson, a finalist for the Lombardi Award and the Outland Trophy. Gibson, like McIntosh, was a consensus All-American and first-round NFL draft pick.
- Hueber also coached running backs for three seasons (1992-94) at UW. He tutored Big Ten MVP Brent Moss and Terrell Fletcher in 1993 when that duo combined for 2,633 yards.
- Six of the offenses he's coached led the Big Ten in rushing offense, including three of the last seven at Wisconsin.
- Has worked with 11 offenses which ranked in the top 25 nationally in rushing.



The Hueber Family

### Prior to Wisconsin

Assistant Coach at Minnesota from 1984-91

Assistant Coach at Memphis State in 1983

Assistant Coach at Temple from 1981-82

Assistant Coach at Wichita State from 1979-80

Assistant Coach at Dodge City Community College from 1975-78

Assistant Coach at Cincinnati in 1974

### Bowl Games

- Hueber has coached in 11 bowl games ('85 Independence, '86 Liberty, '94 Rose, '95 Hall of Fame, '96 Copper, '98 Outback, '99 Rose, '00 Rose, '00 Sun, '02 Alamo, '03 Music City)

### Championships

- Hueber was the running backs coach for the Badgers' 1993 Big Ten champion and the offensive line coach for the UW's 1998 and 1999 league champions.

### Players He's Coached

- Listed here are some of the top players Hueber has coached during his 30-year career:

*Al Johnson*, 2002 Rimington Trophy finalist

*Casey Rabach*, 2000 first-team All-American

*Chris McIntosh*, 1999 Outland Trophy finalist

*Aaron Gibson*, 1998 Lombardi Award finalist

*Brent Moss*, 1993 Big Ten MVP

### Personal

- A 1971 graduate of South Dakota.
- Jim and his wife, Nancy, have four children: Jeffrey, Jonathan, Joseph and Kristine.

# Rob Ianello

## Tight Ends

### At Wisconsin

- Enters sixth season at Wisconsin.
- Returned to UW last season after having been the on-campus recruiting coordinator at Wisconsin from 1990-91 and the recruiting coordinator for the Badgers from 1992-93 (it was during those years that Wisconsin built its 1994 Rose Bowl champion).

### Prior to Wisconsin


Assistant Coach at Arizona from 1994-02

- Served as recruiting coordinator (since 1994) and wide receivers coach (since 1997).
- Promoted to the position of passing game coordinator just before coming to Wisconsin and coached 2002 Pac-10 receiving leader Bobby Wade, who caught 93 passes for 1,389 yards and eight touchdowns. Wade teamed with Andrae Thurman for 154 catches in 2002, the most in Arizona history by a receiving duo.
- The Wildcats' 1998 squad was 12-1, ranked fourth nationally and defeated Nebraska in the Holiday Bowl. That team's offense was the first in Pac-10 history to register five straight games of 500 yards or more of total offense.
- Arizona's '99 offense ranked No. 1 in the Pac-10 and No. 3 nationally (Dennis Northcutt caught 88 passes, then a school record).

Assistant Coach at Alabama from 1988-89

- Served as assistant recruiting coordinator with head coach Bill Curry at Alabama in 1988-89 (the Crimson Tide won the '89 SEC title and earned a Sugar Bowl berth). That staff signed 17 of the eventual 22 starters on Alabama's 1992 national championship team.

Graduate Assistant at Alabama in 1987



### Bowl Games

- Ianello has coached in eight bowl games ('87 Hall of Fame, '88 Sun, '89 Sugar, '94 Rose, '94 Freedom, '97 Insight.com, '98 Holiday, '03 Music City)

### Championships

- Ianello was an assistant at Alabama when it won the '89 SEC title. He was Wisconsin's recruiting coordinator when the Badgers won the 1993 Big Ten title and '94 Rose Bowl.

### Players He's Coached or Recruited

- Listed here are some of the top players Ianello has coached or recruited during his 17-year career:


*Bobby Wade*, 2002 Pac-10 receiving leader and Arizona career record holder for receptions, yards and receptions per game; No. 2 in Pac-10 in career catches and yards

*Dennis Northcutt*, consensus All-America receiver, Arizona

*Derrick Lassic*, 1993 Sugar Bowl MVP, Alabama

*Clarence Farmer*, 2001 Pac-10 rushing leader

*Jason Johnson*, Arizona career passing leader



The Ianello Family

### Personal

- A 1987 graduate of The Catholic University of America, he's a native of Port Chester, N.Y.
- He and his wife, Denise (now in her second year as an assistant women's basketball coach at Wisconsin after serving as associate head coach at Arizona), have a 2-year-old son, Zachary.
- In 1999 Ianello was named one of the top 10 recruiters in the nation by ESPN.com and one of the top six recruiters in the country by *The Sporting News*. He was tabbed one of the top 25 recruiters in the nation by rivals.com in 2004.
- Ianello was elected to the Board of Trustees of the American Football Coaches Association in January of 2003 (he's the only assistant coach on the board). The Board formulates policy and provides direction for the AFCA, which was founded in 1922 by Amos Alonzo Stagg, John Heisman and others. Ianello also chairs the AFCA's Assistant Coaches Committee and is the general chairman of the AFCA's all division Assistant Coaches Committee.

# Ron Lee

## Defensive Backs

### At Wisconsin

- Enters second season at Wisconsin.
- Coached safety Jim Leonhard (the Big Ten leader in interceptions) to first-team All-Big Ten honors in 2003.

### Prior to Wisconsin

Defensive coordinator and defensive backs coach at San Jose State from 2001-02

- The Spartans ranked No. 3 nationally in passes intercepted (23) in 2002 and No. 4 nationally in turnovers gained (38).
- SJSU was the only school in the nation with three players ranked among the top 100 nationally in interceptions in 2002.

Assistant Coach at Colorado State from 1993-2000

- Under Lee, Greg Myers won the 1995 Jim Thorpe Award as the nation's best defensive back.
- The Rams led the nation in turnover margin in 1997.

Assistant Coach at Idaho in 1992


Assistant Coach at Portland State in 1991

- Portland State was an NCAA Division II semifinalist in 1991.

Graduate Assistant Coach at Miami (Fla.) from 1989-90

### Bowl Games

- Lee has coached or played in nine bowl games ('88 Aloha, '90 Sugar, '91 Cotton, '94 Holiday, '95 Holiday, '97 Holiday, '99 Liberty, '00 Liberty, '03 Music City)



The Lee Family

### Championships

- In addition to Miami's national title in 1989, he was a part of five conference titles at Colorado State, one at Idaho and one at Portland State.

### Players He's Coached

- Listed here are some of the top players Lee has coached during his 15-year career:

*Greg Myers*, 1995 Jim Thorpe Award winner, Colorado State

*Gerald Jones*, No. 3 nationally in INTs at San Jose State in 2002

*James Fuller*, San Diego Chargers

*Ray Jackson*, Cleveland Browns

*Eric Olson*, Jacksonville Jaguars

*John Howell*, Tampa Bay Buccaneers

*Jason Craft*, Jacksonville Jaguars

*Jim Leonhard*, 2003 Big Ten interceptions leader

### Personal

- A native of Tulare, Calif., Lee graduated from Washington State in 1989 with a B.A. in child and family studies.
- He was a four-year letterwinner as a defensive back for the Cougars from 1985-88. He led the Pac-10 in fumbles forced in 1986.
- He is married (Eileen) and has five children: Aubree, 12; Jamison, 11; Kayla, 10; Christopher, 5; and Madison, 2.

# Henry Mason

## Wide Receivers

### At Wisconsin

- Enters 10th season at Wisconsin.
- Recruited and coached Bedford, Ohio, natives Chris Chambers and Lee Evans who starred for the Badgers.
- Evans put together the greatest season ever by a Badger receiver in 2001 when he set the Big Ten record for receiving yards (1,545) in a season. He also set UW career records for receptions (175), receiving yards (3,468) and receiving touchdowns (27). He was a 2004 NFL first-round draft choice of the Buffalo Bills.
- Chambers, the school's MVP in 2000, is one of only three Badgers (Al Toon and Evans are the others) in history to record more than 2,000 yards receiving. Chambers was picked by Miami in the second round of the 2001 NFL Draft.
- In the mid-1990s, coached Tony Simmons and Donald Hayes who formed one of the best wide receiver tandems in college football. That duo ranks fourth (Simmons) and seventh (Hayes) in career yardage at Wisconsin.
- In 2002, with Evans injured, Mason developed freshmen Jonathan Orr and Brandon Williams into aerial threats. Orr's 842 receiving yards were a UW rookie record as were Williams' 52 catches. Both players were second-team freshman All-Americans according to *The Sporting News*.


### Prior to Wisconsin

Assistant Coach at Western Michigan from 1991-94

- The Broncos led the Mid-American Conference in passing three times in Mason's four seasons.

Head Coach at Smith-Cotton (Mo.) High School from 1982-90

- His 1988 team became the first in 13 years at the school to post a winning record.



Assistant Coach at Baker University in 1981

Assistant Coach at Lexington (Mo.) High School from 1979-80

### Bowl Games

- Mason has coached in seven bowl games ('96 Copper, '98 Outback, '99 Rose, '00 Rose, '00 Sun, '02 Alamo, '03 Music City).

### Championships

- Mason was the wide receivers coach for the Badgers' 1998 and 1999 Big Ten championship teams.

### Players He's Coached

- Here are some of the top players Mason has coached during his 14-year career:

*Lee Evans*, All-American, Biletnikoff Award finalist, school's career receiving leader, NFL first-round draft choice

*Chris Chambers*, 2000 team MVP, No. 3 on UW's all-time receiving yards list, NFL second-round draft choice



The Mason Family

*Tony Simmons*, school career record-holder for highest average per reception, 1998 NFL second-round draft choice

*Donald Hayes*, 1998 NFL fourth-round draft choice, No. 7 in career receiving yards at UW

### Personal

- Mason is a 1979 graduate of Central Missouri State.
- He lettered in football and baseball at Central Missouri State.
- Mason was drafted by the Baltimore Colts and played one season with the St. Louis Cardinals.
- His wife's name is Debbie.

# Brian Murphy

## Special Teams & Outside Linebackers

### At Wisconsin

- Enters third season at Wisconsin.
- Murphy has worked for the Wisconsin football program in five different capacities.
- Jim Leonhard has finished as the Big Ten's No. 2 punt returner during each of Murphy's first two seasons with the Badgers.
- Brandon Williams was the Big Ten's seventh-ranked kickoff returner in 2003 and was eighth in 2002.
- UW kickers hit on 12 of 13 field goals from 39 yards and in last season and Mike Allen concluded the 2002 campaign by booting a 37-yard field goal to win the Alamo Bowl in overtime.
- Wisconsin blocked four kicks in 2003, including one that was recovered for a touchdown in the season opener at West Virginia.
- In 2002, Murphy helped tutor OLBs Kareem Timbers and LaMarr Watkins, the latter a true freshman who started the second half the season.

### Prior to Wisconsin

Assistant Coach at Lehigh in 1999

Defensive Coordinator at San Diego in 1998

Graduate Assistant Coach at Baylor in 1997

- Assisted with the defensive backs

Graduate Assistant Coach at Wisconsin from 1994-96

- Assisted with the defensive line in 1995 and 1996
- Assisted with the offensive line in 1994, while helping direct recruiting efforts

Academic liason at Wisconsin in 1993



Assistant Coach at Benedictine (Ill.) in 1992

- Worked with the defensive line

### Bowl Games

- Murphy has coached in four bowl games in his career ('94 Hall of Fame, '96 Copper, '02 Alamo, '03 Music City).

### Players He's Coached


- Here are some of the players that Murphy has coached during his 10-year career:

*Jim Leonhard*, set school record for punt return yards each of the past two seasons

*Brandon Williams*, No. 3 in career kickoff return yards at UW after just two years

*Mike Allen*, whose career field goal percentage is fourth-best in school history

*R.J. Morse*, who is No. 6 on the all-time UW list for punting yardage



The Murphy Family

### Personal

- Murphy earned a B.A. in international relations from Lehigh in 1992 where he was a four-year letterwinner as a defensive lineman.
- He also earned a M.S. in education administration from UW-Madison in 1997.
- He and his wife, Maggie, have two children: son Eamon and daughter Flynn.

# John Palermo

## Assistant Head Coach & Defensive Line

### At Wisconsin

- Enters 14th year at Wisconsin.
- Palermo's time at UW has been split between coaching outside linebackers (1991-94) and the defensive line (1995-present).
- Guided Anttaj Hawthorne to first-team All-Big Ten honors in 2003 after he tallied 20 tackles for loss.
- Tutored Wendell Bryant who was the 12th pick overall (to Arizona) in the 2002 NFL Draft after being named the Big Ten's Defensive Lineman of the Year for the second consecutive campaign.
- The 1998 Badger defenders ranked first nationally in scoring, fourth in rushing, fifth in total and seventh in pass efficiency defense. That defense was led by Tom Burke, the hard-charging defensive end tutored by Palermo. Burke led the nation and set a Big Ten record for quarterback sacks. Burke was Palermo's second All-America end at UW.
- His first national honor recipient at UW was Tarek Saleh, who set many school sack and TFL marks and earned All-America praise in 1996.
- As assistant head coach, Palermo had to step in for Alvarez at Minnesota in 2000 to serve as head coach. Alvarez was out after knee surgery and Palermo helped the Badgers to a 20-17 overtime victory.
- Has been on staff for 98 of Alvarez's 99 victories at Wisconsin.

### Prior to Wisconsin


Head Coach at Austin Peay State in 1990

Assistant Coach at Notre Dame from 1988-89

Assistant Coach at Minnesota from 1984-87

Assistant Coach at Appalachian State in 1983

Assistant Coach at Memphis State from 1980-82



Assistant Coach at Austin Peay State in 1979

Assistant Coach at North Carolina State from 1977-78

### Bowl Games

- Palermo has coached in 15 bowl games during his career ('77 Peach, '78 Tangerine, '85 Independence, '86 Liberty, '89 Fiesta, '90 Orange, '94 Rose, '95 Hall of Fame, '96 Copper, '98 Outback, '99 Rose, '00 Rose, '00 Sun, '02 Alamo, '03 Music City)

### Championships

- Palermo was an assistant coach with Notre Dame's 1989 national championship team, as well as Wisconsin's Big Ten and Rose Bowl winners in 1993, 1998 and 1999.

### Players He's Coached

- Here is a list of some of the players that Palermo has coached during his 24-year career:

*Chris Zorich*, consensus All-American and Lombardi Award winner, Notre Dame



The Palermo Family

*Richard Woznick*, consensus I-AA All-American, Austin Peay State University

*Tarek Saleh*, 1996 All-American, UW's career QB sack leader

*Tom Burke*, 1998 Big Ten Defensive Player of the Year and consensus All-American

*Wendall Bryant*, 2001 All-American, first-round NFL draft choice

*Anttaj Hawthorne*, first-team All-Big Ten selection last season; 2004 pre-season All-American

### Personal

- Palermo is a 1974 graduate of Florida State University.
- John, and his wife, Donna, have a son (Jason) and a daughter (Jessica). Jason is a junior offensive lineman for the Badgers.

# Brian White

## Offensive Coordinator & Running Backs

### At Wisconsin

- Enters 10th season at Wisconsin and sixth as the offensive coordinator.
- In his rookie season at the controls of the offense (1999), the Badgers set a school scoring record and finished 10th nationally in that category.
- In 2000, first-year starter Michael Bennett was the NCAA's third-leading rusher, but the team also had a school-record six 200-yard passing games.
- In 2001 Anthony Davis was the nation's fifth-leading rusher and Big Ten Freshman of the Year, Lee Evans set the Big Ten record for receiving yards in a season (1,545) and quarterbacks Brooks Bollinger and Jim Sorgi each threw for more than 1,000 yards.
- Davis rushed for a UW sophomore-record 1,555 yards in 2002, while receivers Jonathan Orr and Brandon Williams were second-team freshman All-Americans by *The Sporting News*.
- Evans set UW career records for receptions, receiving yards and receiving touchdowns with White calling the plays.
- As backfield coach, White helped the Badgers produce a 1,000-yard rusher in each of his first eight seasons at the school. The UW has led the Big Ten in rushing three times (1996, 1998 and 1999) with White on staff.
- Served as Ron Dayne's position coach during his run to the 1999 Heisman Trophy and the NCAA Division I-A career rushing mark.



### Prior to Wisconsin

Assistant Coach at UNLV in 1990-92 and 1994

Assistant Coach at Nevada in 1993

Graduate Assistant Coach at Notre Dame from 1988-89

Graduate Assistant Coach at Fordham from 1986-87



The White Family

### Bowl Games

- White has coached in 10 bowl games during his career ('89 Fiesta, '90 Orange, '94 Las Vegas, '96 Copper, '98 Outback, '99 Rose, '00 Rose, '00 Sun, '02 Alamo, '03 Music City)

### Championships

- White served as the running backs coach during the Badgers' 1998 Big Ten championship and was the offensive coordinator when they won the conference title in 1999. He was a graduate assistant at Notre Dame when it won the national championship in 1988.

### Players He's Coached

- Here are some of the players that White has coached during his 18-year career:

*Ricky Watters*, 1991 NFL second-round draft choice, Notre Dame

*Reggie Brooks*, team MVP and 1993 NFL second-round draft choice, Notre Dame

*Ron Dayne*, 1999 Heisman Trophy winner and college football's career rushing leader

*Michael Bennett*, nation's third-leading rusher in 2000 and a 2001 NFL first-round draft choice

*Anthony Davis*, 2001 Big Ten Freshman of the Year and first-team All-Big Ten selection

### Personal

- The former Harvard quarterback earned his B.A. in 1986, an M.A. from Fordham in 1988 and an M.B.A. from Notre Dame in 1990.
- Brian and his wife, Salli, have a daughter, Cassi, and a son, Jackson.

## FOOTBALL SUPPORT STAFF



**Lisa Powell**  
Program Asst.



**Sandy Freye**  
Program Asst.



**Sharon Betlach**  
Program Asst.



**Jeremy Sinz**  
Football  
Operations




**Thomas Hammock**  
Grad. Asst.



**E.K. Franks**  
Grad. Asst.



**Juliann Hertz**  
Program Asst.



**Mark Peeler**  
Equipment



**Terry Calloway**  
Equipment



**Brian Bott**  
Strength/Cond.



**Ian Wood**  
Athletic Trainer



**Mike Moll**  
Athletic Trainer

Jeremy Sinz is in his third season at Wisconsin and second as Director of Football Operations. Sinz was previously a graduate assistant at Syracuse and an OLB coach at Harvard. Sinz is a 1998 graduate of St. Cloud State, where he was a three-time all-conference LB. A native of Edgar, Wis., he played prep football for his father, Jerry, at Edgar High. Sinz and his wife, Tracey, have a newborn son, Jacob.

Thomas Hammock is in his first season as a graduate assistant coach and assists with the offense. A four-year letterwinner as a standout running back at Northern Illinois (1999-03), he was a two-time, first-team All-Mid-American Conference selection as well as a two-time CoSIDA Academic All-American. A native of Fort Wayne, Ind., he is engaged to Cheynnitha Pinson.

E.K. Franks starts his first season as a graduate assistant at UW. He assists with the defense. Franks spent a year as defensive line coach at Southwest Texas before joining the Badgers. Franks assisted the football program at Kansas State for three years in a variety of roles. He lettered as a wrestler at Oklahoma and also played football at Coffeyville C.C. and SW Missouri State. He is a graduate of Central Oklahoma.

## Senior Department Staff

### Jamie Pollard Deputy Athletic Director



Jamie Pollard was named deputy athletic director for the UW-Madison in 2003 and serves as the No. 2 administrator in the Division of Intercollegiate Athletics. He is responsible for the overall administration of the Badgers' 23-sport, \$60 million athletic department and represents Barry Alvarez at all national, conference and university meetings when necessary.

Prior to being named deputy athletic director, Pollard served as the division's chief financial officer and senior associate athletic director. He developed a comprehensive strategic financial plan ("Keeping Big Red in the Black") that increased the division's operating reserve to \$7 million and allowed the university to move forward on the \$107 million renovation of Camp Randall Stadium. He also assisted with the

development of the school's inaugural preferential seating program that is generating more than \$9 million annually for the athletic program and he helped negotiate a multi-year, multi-million dollar contract for media and marketing rights that is the largest collegiate contract in the country.

Pollard has been the sports administrator for the men's and women's basketball programs since 2001-02 and served as the Tournament Manager when the UW hosted the 2002 NCAA Men's Basketball Midwest Regional.

In the fall of 2003, Pollard was selected by *Street & Smith's Sports Business Journal* as a recipient of its "Top Forty Under 40" Award. It is given annually to the 40 most influential and creative individuals in sports under the age of 40. Pollard is the first college sports administrator honored by the magazine. Pollard is the president for the Collegiate Athletic Business Managers Association (CABMA) and was chosen by his peers as the 2002 Business Manager of the Year.

Pollard is the campus chair of the Partners in Giving campaign that benefits more than

300 non-profit organizations. He led the 2003 campaign for the Athletic Department, which resulted in a 100 percent increase in participants and a 78 percent increase in contributions.

His other intercollegiate administration experience came as associate athletic director for administration at Maryland (1994-98) and associate athletic director for internal operations at St. Louis (1989-94).

In addition to his role at Wisconsin, Pollard founded Collegiate Financial Services, LLC, a private data research company that provides strategic financial planning and research services to athletic administrators and university presidents.

Pollard, the 1987 NCAA Division III national champion in the 5,000-meter run and a two time Division III All-American, has a B.S. degree in business administration from UW-Oshkosh (1987). Pollard and his wife, Ellen, have four children, (Thomas, Annie, Maggie and James).

# Senior Department Staff

## Cheryl Bailey Sports Administration



Cheryl Bailey is in her 15th year at UW-Madison and third as senior associate AD for sports administration. Bailey is also the school's senior woman administrator for the Big Ten and NCAA. She supervises a number of Badger

sports and the compliance department. Bailey is the direct administrator for men's and women's hockey.

Hired in 1990 at the UW as an associate AD for women's athletics, Bailey was responsible for planning, scheduling, evaluations and day-to-day supervision of 11 sports. Bailey completed a four-year term (two as chair) with the NCAA Women's Basketball Committee in 2004, and is in the midst of a four-year term (2002-05) on NACDA's Executive Committee.

The former director of athletics for women's sports at Denison (1983-90), Bailey served that school as an assistant professor and women's soccer (11 years) and track (nine) coach. Bailey has a B.S. degree from Slippery Rock State (1977) and an M.A. from Ohio State (1983). She has three children: Kelly, Kenny and Peter.

## David Harris Academic Services



David Harris, director of academic services at Wisconsin since 2002, was named associate AD for academic services in July of 2004.


Harris came to Wisconsin after serving as director of academic support for the athletic

department at the University of Mississippi since 1998. His responsibility at Ole Miss was to develop and execute a comprehensive academic support program for more than 350 student-athletes. He also coordinated the school's CHAMPS Life Skills program.

Harris worked in the Ole Miss registrar's office in 1998 and from 1995-97 in student recruitment for the Office of Admissions. A defensive tackle at Mississippi, he earned his B.B.A. (in 1993) and his M.B.A. (1995) from Ole Miss. He is a '02 graduate of the NCAA Leadership Institute for Ethnic Minority Males. He also was a facilitator for the '02 and '03 NCAA Student-Athlete Leadership Conference and was a team leader for the '02 CHAMPS Life Skills Continuing Education Conference.

Harris and his fiancé, Felicia King, have a 2-year-old daughter, Kaitlyn.

## Doug Beard Administration



Doug Beard, a college sports administrator in the state of Wisconsin since 1987, is in his second season on the UW's senior-level administrative team as associate athletic director for administration. Beard supervises the budget

and finance, event management, food and beverage service, human resources and sports medicine units.

Beard joined the UW staff in 2001 as assistant AD for event management as well as helping administer the department's internal operations. He was promoted to associate AD in 2002. Before coming to Wisconsin, Beard worked at UW-Milwaukee from 1989-2001 and UW-Stout from 1987-89.

Beard, originally from Kennebunkport, Maine, has a B.S. degree in business administration from New Hampshire (1985) and an M.A. degree in athletic administration from Kent State (1987). His wife's name is Patricia and his stepdaughter is Lindsay.

## Steve Malchow Communications



Steve Malchow was named to the department's senior staff as associate athletic director for communications in 2003. He oversees the sports information, web site, computer and video service functions of the department. Malchow

served the UW as director of men's sports information (1990-2001) until a promotion to assistant AD for communications.

He was UW's football media contact for 11 years and served as the chief strategist for Ron Dayne's Heisman Trophy-winning campaign in 1999, when he was named SID of the Year by the National Football Foundation. Malchow was also Media Coordinator for the 2002 NCAA Men's Basketball Midwest Regional at the Kohl Center.

Malchow worked in the sports information office (1985-89) at Iowa, where he was the media contact for the men's basketball team.

Malchow has B.B.A. degrees in marketing (1984) and management information systems (1990) from Iowa. He and his wife, Barb (the former SID at Illinois), have a son (Bryce).

## John Chadima Operations




John Chadima began serving as the department's associate AD for operations in 2003. He is in charge of managing capital projects, including the renovation of Camp Randall Stadium, and supervising the facilities, maintenance and

strength and conditioning staffs. He is the department liaison with University Ridge Golf Course and continues to supervise the administrative operations of the football program.

Chadima was previously the director of football operations (2000-03) where he was responsible for coordinating team travel, scheduling, preseason training camp, the summer jobs program and maintaining the sport's multi-million dollar budget. Chadima had similar duties from 1990-97 as the team's administrative assistant. He was the school's director of facilities and events (1997-2000) in between assignments with the football team.

Chadima has a B.S. degree (1988) in physical education with an emphasis in athletic administration from Iowa. He also studied in the master's programs (for athletic administration) at both Iowa and Wisconsin.

## Vince Sweeney External Relations



Vince Sweeney was named senior associate athletic director for external relations in the summer of 2003. He manages the marketing and promotions, ticketing and fundraising components of the division and is the depart-

ment liaison with the Wisconsin Alumni Association, National W Club, Trademark Licensing Office and Badger Sports Properties. After more than a decade in sports journalism in Madison, Milwaukee and Los Angeles, Sweeney returned to UW in 1990 as director of trademark licensing. He was given additional responsibilities in 1991 and served as director of marketing. Sweeney was promoted to associate athletic director for external relations in 1994.

Sweeney was named 1994 Marketer of the Year by the American Marketing Association. Under Sweeney's direction as sports editor of *The Capital Times*, the paper won three best sports section awards. Sweeney has a B.A. degree in journalism and mass communications from UW (1978). He and his wife, Sharon, have two daughters (Kelsey and Keara).

# Athletic Department Staff



John Dettmann  
Strength & Cond.



Justin Doherty  
Sports Information




Tam Flarup  
Web Site Services



Barry Fox  
Facilities



Terry Gawlik  
Sports Admin.




Dennis Helwig  
Athletic Training



Corbin Hunt  
Ath. Ticket Office




Trent Jackson  
UW Foundation



John Jentz  
Budget & Finance



Kevin Kluender  
Marketing



Kip Marvin  
Personnel



Terry Murawski  
National W Club




Todd Nelson  
Event Management



Marija Neubauer  
Badger Fund




Rob Porteus  
Video Services




Jim Roberts  
Technical Services



Josette Scheer  
Spirit Squads



Terry Schlatter  
Equipment



Tim Taggart  
Food & Beverage




Cindy Van Matre  
Trademark Licensing




Tom Wistrill  
Badger Sports  
Properties

# 2004 BADGERS

Items of Interest .....	33
Numerical Roster .....	34
Alphabetical Roster .....	36
Depth Chart/Pronunciations .....	38
Meet the Badger Veterans .....	39
Newcomer Roster .....	65
Meet the Badger Newcomers .....	66



Anthony Davis has 3,703 rushing yards in his three-year career, good for third place in UW history. He enters the 2004 season just six yards shy of Billy Marek for second place.



## 2004 Items of Interest

For the first time in 10 seasons, the Badgers have a new defensive coordinator. Bret Bielema joined the Wisconsin staff in February after two seasons at Kansas State. Bielema replaces Kevin Cosgrove, who left Wisconsin for a similar position at Nebraska.

Wisconsin returns 18 of the 22 players who started in the 2003 Music City Bowl against Auburn. That total includes nine players on each side of the ball. UW will look to replace departed starters Jim Sorgi (QB), Lee Evans (WR), Alex Lewis (LB) and Jeff Mack (LB).

Wisconsin returns five players who earned some level of All-Big Ten recognition in 2003. That list includes DB/PR Jim Leonhard (consensus first team), DL Anttaj Hawthorne (media first team), OL Dan Buenning (media second team), OL Donovan Raiola (consensus honorable mention) and RB Dwayne Smith (coaches honorable mention).

The Badgers also return all but one of their regulars on special teams, including placekicker Mike Allen, punter R.J. Morse, punt returner Jim Leonhard and kickoff returner Brandon Williams.

Wisconsin qualified for its ninth bowl game (Music City) in the past 11 seasons in 2003, joining Michigan and Ohio State as the only three Big Ten teams to play in at least nine bowl games in the past 11 years.

Wisconsin has won at least seven games in nine of the past 11 seasons, joining Michigan and Ohio State as the only Big Ten teams to accomplish that feat.

Attendance at the Wisconsin-Iowa game in Madison on Nov. 22 was 79,931, the third-largest crowd in Camp Randall Stadium history. That marked the 69th straight game at which the Badgers have drawn a crowd of at least 70,000 fans at 76,634-seat Camp Randall Stadium. Among those 69 games, 59 have been sellouts.

Wisconsin's total home attendance of 549,404 in 2003 is the second-highest total in school history for a seven-game season. UW totaled 550,974 during the 2000 campaign. Wisconsin's per-game home attendance average of 78,486 in 2003 is the second-highest average (regardless of number of home games played) in school history. The highest average is 78,711 from the 2000 season.

Paced by Jim Leonhard, Wisconsin led the Big Ten and ranked No. 8 nationally with a 14.3-yard punt return average in 2003. Wisconsin and Iowa were the only two Big Ten teams with at least three punt returns for TDs last season.

Senior RB Anthony Davis will enter the 2004 campaign having gained the third-most yardage (3,703) in the nation over the past three seasons combined (despite missing five full games and most of four others in 2003 due to ankle injuries). Davis needs just seven yards to become UW's No. 2 career rusher behind Ron Dayne (college football's all-time rushing leader).

The Badgers' next victory will be head coach Barry Alvarez's 100th at Wisconsin. He will become just the 10th coach in Big Ten history to win 100 games at one conference institution. Alvarez last spring became Wisconsin's Director of Athletics, serving in the dual role.

Wisconsin's starting offensive line from 2003 returns intact for 2004 and the defensive line returns three starters.

Senior DB Jim Leonhard, a 2003 second-team CoSIDA Academic All-American and consensus first-team All-Big Ten selection, has led the Big Ten in interceptions for each of the past two seasons. Leonhard has picked off 18 passes during his career, just three behind Jamar Fletcher's school record of 21 interceptions. Leonhard has also broken the school record for punt return yardage each of the past two seasons.

Wisconsin fans will notice several big changes at Camp Randall Stadium this fall. As part of the facility's ongoing renovation, 72 suites, club seating, an athletic department office building, new scoreboards and video boards, wider concourses and additional restrooms will be in place. The renovation is set for completion in 2005.

The Badgers' 2004 schedule features four of the first five games at home, but just two home contests among the final six. UW is scheduled to play just 11 regular-season games for the first time since 1999.



Jim Leonhard's 18 interceptions the past two seasons combined are more than any other player in the nation during that period.

# Numerical Roster

No.	Name	Pos.	Ht.	Wt.	DOB	Yr./El.	Hometown (High School)
1	Williams, Brandon **	WR	5-11	175	2/24/84	Jr./Jr.	St. Louis, Mo. (Hazelwood East)
2	Starks, Scott ***	DB	5-10	176	6/27/83	Sr./Sr.	St. Louis, Mo. (Hazelwood East)
3	Savage, Bryan	QB	6-4	215	4/9/86	Fr./Fr.	Clifton Hts., Pa. (The Haverford School)
4	Cowans, Chuckie **	DB	5-8	161	7/20/82	Sr./Sr.	Chicago, Ill. (Richards)
4	Swan, Luke	WR	6-0	193	9/5/84	So./Fr.	Fennimore, Wis. (Fennimore)
5	Cooper, Jamal	DL	6-4	202	7/14/85	So./Fr.	St. Louis, Mo. (Hazelwood East)
6	Bell, Brett **	DB	6-0	196	4/15/82	Sr./Jr.	Wheaton, Ill. (Warrenville South)
7	Stocco, John *	QB	6-2	202	6/14/83	Jr./So.	Richfield, Minn. (Academy of Holy Angels)
8	White, Brandon **	WR	6-3	187	10/8/83	Jr./Jr.	Palm Beach, Fla. (Dwyer)
9	Orr, Jonathan **	WR	6-3	183	3/20/83	Sr./Jr.	Detroit, Mich. (Henry Ford)
10	Lewis, Sean	QB	6-7	217	4/11/86	Fr./Fr.	Oak Lawn, Ill. (Richards)
11	Daniels, Owen **	WR	6-3	222	11/9/82	Sr./Jr.	Naperville, Ill. (Central)
11	Strickland, Ben	DB	5-9	172	5/21/85	So./Fr.	Brookfield, Wis. (Central)
12	Donovan, Tyler	QB	6-1	185	6/4/84	So./Fr.	Hartland, Wis. (Arrowhead)
13	Hogan, Casey	DB	6-5	194	2/2/85	So./Fr.	Cross Plains, Wis. (Middleton)
13	Randle El, Marcus	QB	5-10	180	5/29/86	Fr./Fr.	Markham, Ill. (Thornton)
14	Mehlhaff, Taylor	K	5-11	180	8/25/85	Fr./Fr.	Aberdeen, S.D. (Central)
14	Sanders, Dontez **	DB	6-1	208	11/1/82	Sr./Jr.	Bedford, Ohio (Chanel)
15	Cribbs, Reginald	LB	6-1	225	7/12/84	Jr./So.	Chicago, Ill. (Hubbard)
16	Stellmacher, Joe *	DB	6-1	210	1/30/84	Jr./So.	Berlin, Wis. (Berlin)
17	Holzbauer, Jeff	WR	5-11	188	8/23/83	Jr./So.	Germantown, Wis. (Germantown)
17	Langford, Allen	DB	5-11	185	1/29/86	Fr./Fr.	Detroit, Mich. (Cass Tech)
18	Leonhard, Jim ***	DB	5-8	183	10/27/82	Sr./Sr.	Tony, Wis. (Flambeau)
19	Hubbard, Paul	WR	6-4	195	6/12/85	So./Fr.	Colorado Springs, Colo. (Widefield)
20	Kamoku, James	DB	6-2	207	2/5/85	So./Fr.	Kailua-Kona, Hawaii (Kealakehe)
20	Konkol, Derek	DB	5-9	182	1/19/84	Jr./Fr.	Amherst, Wis. (Amherst)
21	Balts, Josh	RB	6-1	238	8/12/84	So./Fr.	Barron, Wis. (Barron)
21	Rowan, Levonne **	DB	6-1	191	11/2/82	Jr./Jr.	Erie, Pa. (Mercyhurst Prep)
22	Rogers, Roderick *	DB	6-2	186	9/7/84	So./So.	Stone Mountain, Ga. (Stephenson)
23	Ikegwuonu, Jack	WR	6-1	190	1/7/86	Fr./Fr.	Madison, Wis. (Memorial)
23	Joran, Paul	LB	6-3	222	4/2/84	Jr./So.	Apple Valley, Minn. (Apple Valley)
24	Watkins, LaMarr **	LB	6-1	211	10/4/83	Jr./Jr.	Mt. Laurel, N.J. (Lenape)
25	Pressley, Chris	RB	6-1	262	8/8/86	Fr./Fr.	Woodbury, N.J. (Woodbury)
26	Hampton, Zach *	WR	5-10	170	10/5/83	Jr./So.	Lancaster, Wis. (Lancaster)
27	Lantagne, Brad	DB	6-2	191	10/7/84	So./Fr.	Green Bay, Wis. (Bay Port)
28	Davis, Anthony ***	RB	5-8	194	5/21/82	Sr./Sr.	Plainfield, N.J. (Plainfield)
29	Freeman, Antonio	DB	6-0	185	11/1/85	Fr./Fr.	Milwaukee, Wis. (Wauwatosa West)
30	Davis, Jameson	DB	6-0	191	8/9/86	Fr./Fr.	Hamden, Conn. (Hamden)
30	Smith, Dwayne **	RB	5-11	225	4/3/84	Jr./Jr.	Chicago, Ill. (Hales Franciscan)
31	Egholm, Nate	RB	5-10	214	8/1/84	So./Fr.	Oconomowoc, Wis. (Oconomowoc)
31	Morse, R.J. ***	P	6-1	246	9/1/83	Sr./Sr.	Waipahu, Hawaii (Iolani)
32	Stanley, Booker *	RB	5-10	206	3/24/83	Jr./So.	Milwaukee, Wis. (Whitefish Bay)
34	Rentmeester, Bill	FB	6-0	240	4/25/86	Fr./Fr.	Beaver Dam, Wis. (Beaver Dam)
36	White, Johnny	DB	6-2	211	6/23/85	So./So.	Pearland, Texas (Pearland)
37	Root, Greg *	FB	6-2	262	10/5/82	Sr./Jr.	Palmdale, Calif. (Highlands)
38	Ware, Kurt	TE	6-4	249	2/17/85	So./Fr.	Spring, Texas (Klein Oak)
39	Newkirk, Mike	DL	6-3	240	8/12/86	Fr./Fr.	Ladysmith, Wis. (Ladysmith-Hawkins)
39	Wielebski, T.J.	LB	6-1	261	11/30/81	Sr./Sr.	Ottawa, Wis. (Kettle Moraine)
41	Zalewski, Mark *	LB	6-2	232	3/15/84	Jr./So.	Wausau, Wis. (East)
42	Brooks, Robert ***	DB	5-10	181	12/10/82	Sr./Sr.	Carrollton, Texas (Newman Smith)
42	Walker, Jamil	RB	6-2	205	5/2/85	Fr./Fr.	Rolling Meadows, Ill. (Palatine Fremd)
43	Crooks, Andy	LB	6-3	235	1/1/86	Fr./Fr.	Wausau, Wis. (East)

No.	Name	Pos.	Ht.	Wt.	DOB	Yr./El.	Hometown (High School)
44	Crane, Jammarr	LB	6-1	195	1/13/86	Fr./Fr.	Garland, Texas (Garland)
45	Bernstein, Matt **	FB	6-2	264	12/26/82	Sr./Jr.	Scarsdale, N.Y. (Edgemont)
46	Walker, Joe	LB	6-2	200	2/2/86	Fr./Fr.	Green Bay, Wis. (Notre Dame Academy)
47	Goode, Elliot **	LB	6-2	234	9/26/83	Jr./Jr.	Manlius, N.Y. (Fayetteville-Manlius)
48	Gillen, John	LB	6-4	248	7/18/82	Sr./Jr.	Glen Ellyn, Ill. (Glenbard West)
49	Sutton, Nick	LB	6-2	215	10/14/86	Fr./Fr.	Detroit, Mich. (Crockett)
50	Clinkscale, Jonathan ***	OL	6-3	304	4/17/82	Sr./Sr.	Altadena, Calif. (Muir)
51	Neal, Joshua	LB	5-10	225	8/3/86	Fr./Fr.	Nashville, Tenn. (Pearl-Cohn)
52	Palermo, Jason *	OL	6-3	285	10/16/82	Sr./Jr.	Madison, Wis. (Edgewood)
53	Raiola, Donovan **	OL	6-3	280	12/13/82	Sr./Jr.	Honolulu, Hawaii (Kamehameha)
54	Maiava, Lyle	DL	6-2	309	9/10/82	Sr./Jr.	Honolulu, Hawaii (St. Louis)
55	Purcell, Adam	LB	6-1	230	10/8/84	So./Fr.	Oak Creek, Wis. (Milwaukee Marquette)
56	Kelly, Brandon	LB	6-4	233	2/23/85	So./Fr.	Bedford, Ohio (Bedford)
57	Johnson, Steven	LB	6-3	242	8/22/84	So./Fr.	Brookfield, Wis. (Central)
58	Barrett, Calvin ***	DL	6-2	319	12/29/81	Sr./Sr.	Spring Valley, Calif. (Monte Vista)
59	Meckstroth, Victor	LB	6-1	250	3/17/84	Jr./So.	Mequon, Wis. (Homestead)
60	Knauf, Luke	OL	6-4	312	3/13/84	So./Fr.	Stratford, Wis. (Stratford)
61	Lorenz, Mike **	OL	6-5	315	8/26/81	Sr./Sr.	Manitowoc, Wis. (Lutheran)
62	Van Someren, Mike	OL	6-7	315	10/6/84	So./Fr.	Somerset, Wis. (Somerset)
63	Urbik, Kraig	OL	6-6	315	9/23/85	Fr./Fr.	Hudson, Wis. (Hudson)
64	Kaye, Danny	OL	6-8	318	9/6/84	So./Fr.	New Berlin, Wis. (Eisenhower)
65	Coleman, Marcus	OL	6-6	311	11/17/84	So./Fr.	Plymouth, Minn. (Wayzata)
66	Cruse, Gino	DL	6-5	305	10/21/85	Fr./Fr.	Phoenix, Ariz. (Desert Vista)
67	Buenning, Dan ***	OL	6-4	313	10/26/81	Sr./Sr.	Green Bay, Wis. (Bay Port)
70	Weininger, Andrew	OL	6-6	303	5/1/85	So./Fr.	Harrison, N.Y. (Harrison)
72	Thomas, Joe *	OL	6-8	283	12/4/84	So./So.	Brookfield, Wis. (Central)
74	Jefferson, Jason ***	DL	6-3	308	12/20/81	Sr./Sr.	Chicago, Ill. (Leo)
75	Davis, Morgan **	OL	6-5	319	8/7/80	Sr./Sr.	Barron, Wis. (Barron)
76	Lawrence, Matt *	OL	6-5	282	11/10/82	Sr./Jr.	Millsboro, Del. (Sussex Central)
77	Gyllin, Randy	OL	6-3	313	8/30/83	So./Fr.	Mauston, Wis. (Mauston)
77	Hawthorne, Anttaj ***	DL	6-3	312	11/15/81	Sr./Sr.	Hamden, Conn. (Hamden)
78	Wood, Jake *	OL	6-6	289	4/26/83	Sr./Jr.	Bettendorf, Iowa (Pleasant Valley)
81	Peck, Dave	TE	6-5	225	11/26/85	Fr./Fr.	Media, Pa. (Wallingford Strath Haven)
82	Tobias, Brandon	WR	6-5	232	9/12/84	So./Fr.	Chicago, Ill. (Thornton)
84	Pociask, Jason **	TE	6-3	249	2/9/83	Sr./Jr.	Plainfield, Ind. (Plainfield)
85	Paciotti, Tony ***	TE	6-4	264	4/14/82	Sr./Sr.	Jessup, Pa. (Valley View)
86	Katula, Matt ***	DL	6-6	281	8/22/82	Sr./Sr.	Brookfield, Wis. (Catholic Memorial)
87	Charles, Darrin ***	WR	6-6	206	5/3/83	Sr./Sr.	Oshkosh, Wis. (North)
88	Minton, Jarvis	WR	6-1	190	7/20/85	Fr./Fr.	Arlington, Texas (Mansfield Summit)
89	Nellis, Joel	TE	6-4	246	7/16/82	Sr./Jr.	Madison, Wis. (Memorial)
90	James, Erasmus **	DL	6-4	263	11/4/82	Sr./Sr.	Pembroke Pines, Fla. (McArthur)
91	Chapman, Jason	DL	6-4	260	1/6/86	Fr./Fr.	Bedford Hts., Ohio (Bedford)
92	Welsh, Jonathan ***	DL	6-4	231	6/9/82	Sr./Sr.	Houston, Texas (B.T. Washington)
93	Gorman, Mark	DL	6-4	276	10/9/83	Jr./So.	The Woodlands, Texas (The Woodlands)
94	DeBauche, Kenneth	P	6-2	209	9/26/84	So./Fr.	Suamico, Wis. (Bay Port)
94	Yentz, Derek	DL	6-3	243	7/25/84	So./Fr.	Wauwatosa, Wis. (East)
95	Monty, Joe *	DL	6-2	257	3/22/84	Jr./So.	Ft. Collins, Colo. (Ft. Collins)
96	Hayden, Nick	DL	6-5	275	2/4/86	Fr./Fr.	Hartland, Wis. (Arrowhead)
97	Standring, Paul	P	6-1	206	10/13/84	So./Fr.	Chicago, Ill. (St. Rita)
99	Allen, Mike ***	PK	6-2	182	11/1/82	Sr./Sr.	Prescott, Wis. (Prescott)
99	Ostrowski, Justin	DL	6-5	284	9/14/84	So./Fr.	Portage, Wis. (Portage)

\* - letters won

# Alphabetical Roster

No.	Name	Pos.	Ht.	Wt.	DOB	Yr./El.	Hometown (High School)
99	Allen, Mike ***	PK	6-2	182	11/1/82	Sr./Sr.	Prescott, Wis. (Prescott)
21	Balts, Josh	RB	6-1	238	8/12/84	So./Fr.	Barron, Wis. (Barron)
58	Barrett, Calvin ***	DL	6-2	319	12/29/81	Sr./Sr.	Spring Valley, Calif. (Monte Vista)
6	Bell, Brett **	DB	6-0	196	4/15/82	Sr./Jr.	Wheaton, Ill. (Warrenville South)
45	Bernstein, Matt **	FB	6-2	264	12/26/82	Sr./Jr.	Scarsdale, N.Y. (Edgemont)
42	Brooks, Robert ***	DB	5-10	181	12/10/82	Sr./Sr.	Carrollton, Texas (Newman Smith)
67	Buenning, Dan ***	OL	6-4	313	10/26/81	Sr./Sr.	Green Bay, Wis. (Bay Port)
91	Chapman, Jason	DL	6-4	260	1/6/86	Fr./Fr.	Bedford Hts., Ohio (Bedford)
87	Charles, Darrin ***	WR	6-6	206	5/3/83	Sr./Sr.	Oshkosh, Wis. (North)
50	Clinkscale, Jonathan ***	OL	6-3	304	4/17/82	Sr./Sr.	Altadena, Calif. (Muir)
65	Coleman, Marcus	OL	6-6	311	11/17/84	So./Fr.	Plymouth, Minn. (Wayzata)
5	Cooper, Jamal	DL	6-4	202	7/14/85	So./Fr.	St. Louis, Mo. (Hazelwood East)
4	Cowans, Chuckie **	DB	5-8	161	7/20/82	Sr./Sr.	Chicago, Ill. (Richards)
44	Crane, Jammar	LB	6-1	195	1/13/86	Fr./Fr.	Garland, Texas (Garland)
15	Cribbs, Reginald	LB	6-1	225	7/12/84	Jr./So.	Chicago, Ill. (Hubbard)
43	Crooks, Andy	LB	6-3	235	1/1/86	Fr./Fr.	Wausau, Wis. (East)
66	Cruse, Gino	DL	6-5	305	10/21/85	Fr./Fr.	Phoenix, Ariz. (Desert Vista)
11	Daniels, Owen **	WR	6-3	222	11/9/82	Sr./Jr.	Naperville, Ill. (Central)
28	Davis, Anthony ***	RB	5-8	194	5/21/82	Sr./Sr.	Plainfield, N.J. (Plainfield)
30	Davis, Jameson	DB	6-0	191	8/9/86	Fr./Fr.	Hamden, Conn. (Hamden)
75	Davis, Morgan **	OL	6-5	319	8/7/80	Sr./Sr.	Barron, Wis. (Barron)
94	DeBauche, Kenneth	P	6-2	209	9/26/84	So./Fr.	Suamico, Wis. (Bay Port)
12	Donovan, Tyler	QB	6-1	185	6/4/84	So./Fr.	Hartland, Wis. (Arrowhead)
31	Egholm, Nate	RB	5-10	214	8/1/84	So./Fr.	Oconomowoc, Wis. (Oconomowoc)
29	Freeman, Antonio	DB	6-0	185	11/1/85	Fr./Fr.	Milwaukee, Wis. (Wauwatosa West)
48	Gillen, John	LB	6-4	248	7/18/82	Sr./Jr.	Glen Ellyn, Ill. (Glenbard West)
47	Goode, Elliot **	LB	6-2	234	9/26/83	Jr./Jr.	Manlius, N.Y. (Fayetteville-Manlius)
93	Gorman, Mark	DL	6-4	276	10/9/83	Jr./So.	The Woodlands, Texas (The Woodlands)
77	Gyllin, Randy	OL	6-3	313	8/30/83	So./Fr.	Mauston, Wis. (Mauston)
26	Hampton, Zach *	WR	5-10	170	10/5/83	Jr./So.	Lancaster, Wis. (Lancaster)
77	Hawthorne, Anttaj ***	DL	6-3	312	11/15/81	Sr./Sr.	Hamden, Conn. (Hamden)
96	Hayden, Nick	DL	6-5	275	2/4/86	Fr./Fr.	Hartland, Wis. (Arrowhead)
13	Hogan, Casey	DB	6-5	194	2/2/85	So./Fr.	Cross Plains, Wis. (Middleton)
17	Holzbauer, Jeff	WR	5-11	188	8/23/83	Jr./So.	Germantown, Wis. (Germantown)
19	Hubbard, Paul	WR	6-4	195	6/12/85	So./Fr.	Colorado Springs, Colo. (Widefield)
23	Ikegwuonu, Jack	WR	6-1	190	1/7/86	Fr./Fr.	Madison, Wis. (Memorial)
90	James, Erasmus **	DL	6-4	263	11/4/82	Sr./Sr.	Pembroke Pines, Fla. (McArthur)
74	Jefferson, Jason ***	DL	6-3	308	12/20/81	Sr./Sr.	Chicago, Ill. (Leo)
57	Johnson, Steven	LB	6-3	242	8/22/84	So./Fr.	Brookfield, Wis. (Central)
23	Joran, Paul	LB	6-3	222	4/2/84	Jr./So.	Apple Valley, Minn. (Apple Valley)
20	Kamoku, James	DB	6-2	207	2/5/85	So./Fr.	Kailua-Kona, Hawaii (Kealakehe)
86	Katula, Matt ***	DL	6-6	281	8/22/82	Sr./Sr.	Brookfield, Wis. (Catholic Memorial)
64	Kaye, Danny	OL	6-8	318	9/6/84	So./Fr.	New Berlin, Wis. (Eisenhower)
56	Kelly, Brandon	LB	6-4	233	2/23/85	So./Fr.	Bedford, Ohio (Bedford)
60	Knauf, Luke	OL	6-4	312	3/13/84	So./Fr.	Stratford, Wis. (Stratford)
20	Konkol, Derek	DB	5-9	182	1/19/84	Jr./Fr.	Amherst, Wis. (Amherst)
17	Langford, Allen	DB	5-11	185	1/29/86	Fr./Fr.	Detroit, Mich. (Cass Tech)
27	Lantagne, Brad	DB	6-2	191	10/7/84	So./Fr.	Green Bay, Wis. (Bay Port)
76	Lawrence, Matt *	OL	6-5	282	11/10/82	Sr./Jr.	Millsboro, Del. (Sussex Central)
18	Leonhard, Jim ***	DB	5-8	183	10/27/82	Sr./Sr.	Tony, Wis. (Flambeau)
10	Lewis, Sean	QB	6-7	217	4/11/86	Fr./Fr.	Oak Lawn, Ill. (Richards)
61	Lorenz, Mike **	OL	6-5	315	8/26/81	Sr./Sr.	Manitowoc, Wis. (Lutheran)
54	Maiava, Lyle	DL	6-2	309	9/10/82	Sr./Jr.	Honolulu, Hawaii (St. Louis)

No.	Name	Pos.	Ht.	Wt.	DOB	Yr./El.	Hometown (High School)
59	Meckstroth, Victor	LB	6-1	250	3/17/84	Jr./So.	Mequon, Wis. (Homestead)
14	Mehlhoff, Taylor	K	5-11	180	8/25/85	Fr./Fr.	Aberdeen, S.D. (Central)
88	Minton, Jarvis	WR	6-1	190	7/20/85	Fr./Fr.	Arlington, Texas (Mansfield Summit)
95	Monty, Joe *	DL	6-2	257	3/22/84	Jr./So.	Ft. Collins, Colo. (Ft. Collins)
31	Morse, R.J. ***	P	6-1	246	9/1/83	Sr./Sr.	Waipahu, Hawaii (Iolani)
51	Neal, Joshua	LB	5-10	225	8/3/86	Fr./Fr.	Nashville, Tenn. (Pearl-Cohn)
89	Nellis, Joel	TE	6-4	246	7/16/82	Sr./Jr.	Madison, Wis. (Memorial)
39	Newkirk, Mike	DL	6-3	240	8/12/86	Fr./Fr.	Ladysmith, Wis. (Ladysmith-Hawkins)
9	Orr, Jonathan **	WR	6-3	183	3/20/83	Sr./Jr.	Detroit, Mich. (Henry Ford)
99	Ostrowski, Justin	DL	6-5	284	9/14/84	So./Fr.	Portage, Wis. (Portage)
85	Paciotti, Tony ***	TE	6-4	264	4/14/82	Sr./Sr.	Jessup, Pa. (Valley View)
52	Palermo, Jason *	OL	6-3	285	10/16/82	Sr./Jr.	Madison, Wis. (Edgewood)
81	Peck, Dave	TE	6-5	225	11/26/85	Fr./Fr.	Media, Pa. (Wallingford Strath Haven)
84	Pociask, Jason **	TE	6-3	249	2/9/83	Sr./Jr.	Plainfield, Ind. (Plainfield)
25	Pressley, Chris	RB	6-1	262	8/8/86	Fr./Fr.	Woodbury, N.J. (Woodbury)
55	Purcell, Adam	LB	6-1	230	10/8/84	So./Fr.	Oak Creek, Wis. (Milwaukee Marquette)
53	Raiola, Donovan **	OL	6-3	280	12/13/82	Sr./Jr.	Honolulu, Hawaii (Kamehameha)
13	Randle El, Marcus	QB	5-10	180	5/29/86	Fr./Fr.	Markham, Ill. (Thornton)
34	Rentmeester, Bill	FB	6-0	240	4/25/86	Fr./Fr.	Beaver Dam, Wis. (Beaver Dam)
22	Rogers, Roderick *	DB	6-2	186	9/7/84	So./So.	Stone Mountain, Ga. (Stephenson)
37	Root, Greg *	FB	6-2	262	10/5/82	Sr./Jr.	Palmdale, Calif. (Highlands)
21	Rowan, Levonne **	DB	6-1	191	11/2/82	Jr./Jr.	Erie, Pa. (Mercyhurst Prep)
14	Sanders, Dontez **	DB	6-1	208	11/1/82	Sr./Jr.	Bedford, Ohio (Chanel)
3	Savage, Bryan	QB	6-4	215	4/9/86	Fr./Fr.	Clifton Hts., Pa. (The Haverford School)
30	Smith, Dwayne **	RB	5-11	225	4/3/84	Jr./Jr.	Chicago, Ill. (Hales Franciscan)
97	Strandring, Paul	P/PK	6-1	206	10/13/84	So./Fr.	Chicago, Ill. (St. Rita)
32	Stanley, Booker *	RB	5-10	206	3/24/83	Jr./So.	Milwaukee, Wis. (Whitefish Bay)
2	Starks, Scott ***	DB	5-10	176	6/27/83	Sr./Sr.	St. Louis, Mo. (Hazelwood East)
16	Stellmacher, Joe *	DB	6-1	210	1/30/84	Jr./So.	Berlin, Wis. (Berlin)
7	Stocco, John *	QB	6-2	202	6/14/83	Jr./So.	Richfield, Minn. (Academy of Holy Angels)
11	Strickland, Ben	DB	5-9	172	5/21/85	So./Fr.	Brookfield, Wis. (Central)
49	Sutton, Nick	LB	6-2	215	10/14/86	Fr./Fr.	Detroit, Mich. (Crockett)
4	Swan, Luke	WR	6-0	193	9/5/84	So./Fr.	Fennimore, Wis. (Fennimore)
72	Thomas, Joe *	OL	6-8	283	12/4/84	So./So.	Brookfield, Wis. (Central)
82	Tobias, Brandon	WR	6-5	232	9/12/84	So./Fr.	Chicago, Ill. (Thornton)
63	Urbik, Kraig	OL	6-6	315	9/23/85	Fr./Fr.	Hudson, Wis. (Hudson)
62	Van Someren, Mike	OL	6-7	315	10/6/84	So./Fr.	Somerset, Wis. (Somerset)
42	Walker, Jamil	RB	6-2	205	5/2/85	Fr./Fr.	Rolling Meadows, Ill. (Palatine Fremd)
46	Walker, Joe	LB	6-2	200	2/2/86	Fr./Fr.	Green Bay, Wis. (Notre Dame Academy)
38	Ware, Kurt	TE	6-4	249	2/17/85	So./Fr.	Spring, Texas (Klein Oak)
24	Watkins, LaMarr **	LB	6-1	211	10/4/83	Jr./Jr.	Mt. Laurel, N.J. (Lenape)
70	Weininger, Andrew	OL	6-6	303	5/1/85	So./Fr.	Harrison, N.Y. (Harrison)
92	Welsh, Jonathan ***	DL	6-4	231	6/9/82	Sr./Sr.	Houston, Texas (B.T. Washington)
8	White, Brandon **	WR	6-3	187	10/8/83	Jr./Jr.	Palm Beach, Fla. (Dwyer)
36	White, Johnny	DB	6-2	211	6/23/85	So./So.	Pearland, Texas (Pearland)
39	Wielebski, T.J.	LB	6-1	261	11/30/81	Sr./Sr.	Ottawa, Wis. (Kettle Moraine)
1	Williams, Brandon **	WR	5-11	175	2/24/84	Jr./Jr.	St. Louis, Mo. (Hazelwood East)
78	Wood, Jake *	OL	6-6	289	4/26/83	Sr./Jr.	Bettendorf, Iowa (Pleasant Valley)
94	Yentz, Derek	DL	6-3	243	7/25/84	So./Fr.	Wauwatosa, Wis. (East)
41	Zalewski, Mark *	LB	6-2	232	3/15/84	Jr./So.	Wausau, Wis. (East)

\* - letters won

# Depth Chart

## Offense

### Quarterback

- 7 John Stocco, 6-2, 202, So.
- 12 Tyler Donovan, 6-1, 185, Fr.
- 10 Sean Lewis, 6-7, 217, Fr.

### Tailback

- 28 Anthony Davis, 5-8, 194, Sr.
- 30 Dwayne Smith, 5-11, 225, Jr.
- 32 Booker Stanley, 5-10, 206, So.

### Fullback

- 45 Matt Bernstein, 6-2, 264, Jr.
- 37 Greg Root, 6-2, 262, Jr.
- 21 Josh Balts, 6-1, 238, Fr.

### Wide Receiver

- 9 Jonathan Orr, 6-3, 183, Jr.
- 87 Darrin Charles, 6-6, 210, Sr.
- 19 Paul Hubbard, 6-4, 195, Fr.
- 82 Brandon Tobias, 6-5, 232, Fr.

### Wide Receiver

- 1 Brandon Williams, 5-11, 175, Jr.
- 8 Brandon White, 6-3, 187, Jr.
- 17 Jeff Holzbauer, 5-11, 188, So.
- 4 Luke Swan, 6-0, 193, Fr.

### Tight End

- 85 Tony Paciotti, 6-4, 264, Sr.
- 84 Jason Pociask, 6-3, 249, Jr.
- 11 Owen Daniels, 6-3, 222, Jr.
- 89 Joel Nellis, 6-4, 246, Jr.
- 38 Kurt Ware, 6-4, 249, Fr.

### Left Tackle

- 75 Morgan Davis, 6-5, 319, Sr. OR
- 72 Joe Thomas, 6-8, 283, So.

### Left Guard

- 67 Dan Buenning, 6-4, 313, Sr.
- 76 Matt Lawrence, 6-5, 282, Jr.
- 60 Luke Knauf, 6-4, 312, Fr.

### Center

- 53 Donovan Raiola, 6-3, 280, Jr.
- 52 Jason Palermo, 6-3, 285, Jr.
- 65 Marcus Coleman, 6-6, 311, So.

### Right Guard

- 50 Jonathan Clinkscale, 6-3, 304, Sr.
- 78 Jake Wood, 6-6, 289, Jr.
- 77 Randy Gyllin, 6-3, 313, Fr.

### Right Tackle

- 61 Mike Lorenz, 6-5, 315, Sr. OR
- 75 Morgan Davis, 6-5, 319, Sr.
- 64 Danny Kaye, 6-8, 318, Fr.
- 70 Andrew Weininger, 6-6, 303, Fr.
- 62 Mike Van Someren, 6-7, 315, Fr.

## Defense

### Left End

- 95 Joe Monty, 6-2, 257, So.
- 90 Erasmus James, 6-4, 261, Sr.
- 94 Derek Yentz, 6-3, 243, Fr.

### Left Tackle

- 77 Anttaj Hawthorne, 6-3, 312, Sr.
- 99 Justin Ostrowski, 6-5, 284, Fr.
- 54 Lyle Maiava, 6-2, 309, Jr.

### Right Tackle

- 74 Jason Jefferson, 6-3, 308, Sr.
- 58 Calvin Barrett, 6-2, 319, Sr.
- 93 Mark Gorman, 6-4, 276, So.

### Right End

- 92 Jonathan Welsh, 6-4, 231, Jr.
- 5 Jamal Cooper, 6-4, 202, Fr.

### Will Linebacker

- 24 LaMarr Watkins, 6-1, 211, Jr.
- 14 Dontez Sanders, 6-1, 208, Jr.

### Mike Linebacker

- 15 Reggie Cribbs, 6-1, 225, So.
- 47 Elliot Goode, 6-2, 234, Jr.
- 56 Brandon Kelly, 6-4, 233, Fr.
- 39 T.J. Wielebski, 6-1, 261, Sr.
- 59 Victor Meckstroth, 6-1, 250, So.

### Sam Linebacker

- 41 Mark Zalewski, 6-2, 232, So.
- 23 Paul Joran, 6-3, 222, So.
- 55 Adam Purcell, 6-1, 230, Fr.
- 48 John Gillen, 6-4, 248, Jr.

### Field Cornerback

- 2 Scott Starks, 5-10, 176, Sr.
- 4 Chuckie Cowans, 5-8, 161, Sr.
- 11 Ben Strickland, 5-9, 172, Fr.

### Free Safety

- 18 Jim Leonhard, 5-8, 183, Sr.
- 22 Roderick Rogers, 6-2, 186, So.
- 26 Zach Hampton, 5-10, 170, So.
- 13 Casey Hogan, 6-5, 194, Fr.

### Strong Safety

- 42 Robert Brooks, 5-10, 181, Sr.
- 36 Johnny White, 6-2, 211, So.
- 16 Joe Stellmacher, 6-1, 210, So.
- 20 James Kamoku, 6-2, 207, Fr.
- 27 Brad Lantagne, 6-2, 191, Fr.

### Boundary Cornerback

- 21 Levonne Rowan, 6-1, 191, Jr.
- 6 Brett Bell, 6-0, 196, Jr.
- 30 Jameson Davis, 6-0, 191, Fr.
- 31 Nate Egholm, 5-10, 214, Fr.

## Special Teams

### Punter

- 31 R.J. Morse, 6-1, 246, Sr.
- 94 Ken DeBauche, 6-2, 209, Fr.
- 97 Paul Standring, 6-1, 206, Fr.

### Placekicker

- 99 Mike Allen, 6-2, 182, Sr.
- 14 Taylor Mehlhaff, 5-11, 180, Fr.

### Long Snapper

- 86 Matt Katula, 6-6, 281, Sr.
- 57 Steve Johnson, 6-3, 242, Fr.

### Holder

- 12 Tyler Donovan, 6-1, 185, Fr.
- 31 R.J. Morse, 6-1, 246, Sr.

### Punt Returners

- 18 Jim Leonhard, 5-8, 183, Sr.
- 1 Brandon Williams, 5-11, 175, Jr.

### Kickoff Returners

- 1 Brandon Williams, 5-11, 175, Jr.
- 32 Booker Stanley, 5-10, 206, So.


## PRONUNCIATIONS

- Dan Buenning (BENN-ing)
- Kenneth DeBauche (de-BUSH)
- Anttaj Hawthorne (ANN-tahj)
- Jack Ikegwuonu (ike-uh-GWAH-new)
- James Kamoku (kah-mo-KOO)
- Matt Katula (kuh-TOO-luh)
- Luke Knauf (kuh-NAWF)
- Lyle Maiava (my-AY-vuh)
- Tony Paciotti (puh-SHO-tee)
- Jason Pociask (POE-zee-ack)
- Donovan Raiola (ray-OH-luh)
- John Stocco (STOCK-o)
- Andrew Weininger (WYE-ning-ger)

# Meet the Badger Veterans

## 99 Mike Allen

K, 6-2, 182, Sr./Sr.  
Prescott, Wis. (Prescott)



Career field goal percentage of .675 is fourth-best in school history and his 40 career field goal attempts rank fifth in UW annals ... **2003:** earned third varsity letter ... played in nine of 13 games (missed four games due to injury) ... team's second-leading scorer with 59 points ... made 9-12 field goal attempts and 32-34 PATs ... tied school record with eight extra points made vs. 21st-ranked Michigan State ... made 5-5

PATs, a 20-yard FG, recovered a fumble and notched TD-saving tackle in season debut vs. North Carolina ... kicked two field goals at Minnesota and in Music City Bowl vs. Auburn ... season-long 46-yard field goal at Penn State ... **2002:** earned second varsity letter ... played in 12 of 14 games ... team's second-leading scorer with 66 points ... made 12-19 field goal attempts and 30-30 PATs ... kicked four field goals at least 40 yards in length, including season-long 48-yarder vs. Penn State ... booted game-winning, 37-yard field goal in overtime to beat 14th-ranked Colorado in the Alamo Bowl ... named Big Ten Special Teams Player of the Week after kicking three field goals (including game-winning 34-yarder with 2:05 left to play) in season-opener vs. Fresno State ... one of only two Badgers in history to kick two game-winning field goals in one season (Matt Davenport also did it in 1997) ... named UW's special teams player of the week for three-field goal performance at Indiana ... **2001:** earned first varsity letter after walking on as a true freshman ... played in seven games ... made 6-9 field goal attempts and 8-10 PATs ... his 50-yard field goal vs. Fresno State was seventh-longest in modern-era UW history and third-longest ever by a Badger freshman ... named UW's special teams player of the week for his performance vs. Bulldogs ... handled kickoffs and placements in season-opener vs. Virginia (his collegiate debut) ... kicked off only vs. Ohio State, Illinois and Michigan State, while handling placements only vs. Oregon, Fresno State and Penn State ... **High School:** a 2001 graduate of Prescott High ... first-team all-state as a senior and was a two-time, first-team all-conference selection ... team's special teams player of the year in each of his final three seasons as a prep ... career high school statistics included 18-23 on field goal attempts and 93-101 on extra points ... booted 57-yard field goal as a senior ... ran cross country and track, and wrestled, too ... **Personal:** born 11/1/82 ... major is agricultural business management ... parents are Richard and Valla.

### ALLEN'S CAREER STATISTICS

Year	PAT	FG-FGA	Pts.
2001	8-10	6-9	26
2002	30-30	12-19	66
2003	32-34	9-12	59
Totals	70-74	27-40	151

## 21 Josh Balts

RB, 6-1, 238, So./Fr.  
Barron, Wis. (Barron)



**2003:** Redshirted ... **High School:** two-time football team MVP ... captained football and basketball teams his senior year ... earned football all-region and all-conference honors as senior ... rushed for 2,100 yards and 20 touchdowns in 11-game season ... led conference in rushing as a junior with 1,250 yards and 12 TDs on his way to all-region honors ... top-ranked male (academically) and No. 2 overall student in his class ... two-year National Honor Society member ... coached at Barron High by Ken Mueller ... **Personal:** born 8/12/84 ... parents are Bill and Shelly ... major is undecided.

## 58 Calvin Barrett

DL, 6-2, 319, Sr./Sr.  
Spring Valley, Calif. (Monte Vista)



**2003:** Earned third varsity letter ... switched from offensive to defensive line and played in all 13 games ... made six tackles, including one in Music City Bowl vs. Auburn ... **2002:** earned second varsity letter ... played in seven games, including starts at left guard vs. Fresno State and West Virginia ... started vs. Bulldogs and Mountaineers for Dan Buenning ... **2001:** earned first varsity letter ... played in 11 of 12 games ... started six times (including first five games) at right guard ... split starting time with Jonathan Clinkscale ... **2000:** redshirted after having shoulder surgery ... scout team P.O.W. vs. Ohio State ... **High School:** one of the nation's top tackles by Rivals100.com at Monte Vista ... *USA Today* honorable mention All-American ... regional All-American by *PrepStar* ... three-year starter ... first-team all-league and all-county on offense and defense ... 72 tackles, eight sacks and three fumble recoveries as a senior ... bench pressed 400 pounds as a prep ... won state wrestling title as a senior when he was 64-1 ... coach was Ed Carberry ... **Personal:** born 12/29/81 ... a sociology major ... mother is Teresa.

### BARRETT'S CAREER STATISTICS

Year	UT	AT	Tot.	TFL	Sacks	FC	FR	Int	PD
2003	4	2	6	1-2	0-0	0	0	0	1
Totals	4	2	6	1-2	0-0	0	0	0	1


### BARRETT'S TACKLES BY GAME

**2003 SEASON:** Penn State (1-0=1); Ohio State (1-0=1); Purdue (0-1=1); Northwestern (1-0=1); Iowa (0-1=1); Auburn (1-0=1)

## 6 Brett Bell

DB, 6-0, 196, Sr./Jr.

Wheaton, Ill. (Warrenville South)



2003: Saw action in three games before injury sidelined him for remainder of season ... used redshirt year ... made seven tackles in season-opener at West Virginia ... 2002: earned second varsity letter ... played in 13 games, including starts at free safety vs. UNLV and Ohio State ... career-high 10 tackles vs. Buckeyes ... at least one tackle in eight games ... had seven stops, his first two career pass break-ups and his first

forced fumble at UNLV ... the UNLV game was his first career start ... fumble recovery in season opener vs. Fresno State ... 2001: earned first varsity letter as a true freshman ... saw action on special teams and in defensive backfield in 11 of 12 games ... assisted on a tackle at Oregon ... **High School:** Reebok/ESPN pre-season All-American at Warrenville South ... member of Tom Lemming's "Super Team" ... top-60 prospect nationally by *Student Sports* ... played just two games as a senior (knee injury) ... 20 tackles, two interceptions and four PBUs in those two contests ... credited with 80 tackles, four interceptions and five touchdowns on special teams on the way to all-state honors as a junior ... coach was John Thorne ... ran a 10.6-second 100 and a 21.6-second 200 ... **Personal:** born 4/15/82 ... major is sociology ... parents are Stephen and Carolyn.

### BELL'S CAREER STATISTICS

Year	UT	AT	Tot.	TFL	Sacks	FC	FR	Int	PD
2001	0	1	1	0-0	0-0	0	0	0	0
2002	19	14	33	0-0	0-0	1	1	0	2
2003	9	3	12	0-0	0-0	0	0	0	0
Totals	28	18	46	0-0	0-0	1	1	0	2

### BELL'S TACKLES BY GAME

2001 SEASON: Oregon (0-1=1)

2002 SEASON: Fresno State (2-0=2); UNLV (5-2=7); West Virginia (2-1=3); Northern Illinois (2-1=3); Arizona (3-1=4); Penn State (0-3=3); Ohio State (4-6=10); Iowa (1-0=1)

2003 SEASON: West Virginia (6-1=7); Akron (2-1=3); UNLV (1-1=2)

## 45 Matt Bernstein

FB, 6-2, 264, Sr./Jr.

Scarsdale, N.Y. (Edgemont)



2003: Earned second varsity letter ... played in all 13 games, including seven starting nods ... career highs of 29 carries and 120 yards rushing, along with eight receptions for 79 yards, for the season ... career-high 29 yards rushing at Illinois and career-long 28-yard reception vs. Purdue ... 2002: earned first varsity letter ... played in all 14 games, including nine starts at fullback ... also played on kickoff return team ...

Academic All-Big Ten ... 20 carries for 66 yards and three TDs ... five pass receptions for 34 yards ... two kickoff returns for 20 yards ... fine collegiate debut with five carries for 23 yards and two touchdowns in season-opener vs. Fresno State (first Badger

since Aaron Stecker in 1995 to run for two TDs in first game carrying the ball) ... 2001: redshirted ... earned UW's offensive scout team player of the week honor for Illinois game ... **High School:** Heisman Trophy prep all-star as a senior at Edgemont ... state player of the year (class C) twice ... four-year starter ... scored 504 points in career, the third-highest figure in New York prep history ... ran for 2,002 yards and scored 37 touchdowns as a senior ... that followed an 1,885-yard, 25-touchdown performance as a junior ... recorded 108 tackles and seven forced fumbles in 2000 ... ConEd scholar-athlete ... coach was Brian Connolly ... **Personal:** born 12/26/82 ... major is history ... parents are Steven and Nancy.

### BERNSTEIN'S CAREER RUSHING STATISTICS

Year	Att.	Yds.	TD	Avg/C	Long
2002	20	66	3	3.3	14
2003	29	120	0	4.1	12
Totals	49	186	3	3.8	14

### BERNSTEIN'S RUSHING BY GAME

2002 SEASON: Fresno State (5-23, 2 TD); West Virginia (3-6, 1 TD); Northern Illinois (3-11); Arizona (3-5); Penn State (1-2); Ohio State (2-8); Michigan State (1-0); Illinois (2-11)

2003 SEASON: West Virginia (1-3); UNLV (2-5); North Carolina (4-16); Illinois (5-29); Penn State (3-17); Ohio State (2-5); Northwestern (3-13); Michigan State (4-20); Iowa (4-10); Auburn (1-2)

### BERNSTEIN'S CAREER RECEIVING STATISTICS

Year	Rec.	Yds.	TD	Avg/C	Long
2002	5	34	0	6.8	12
2003	8	79	0	9.9	28
Total	13	113	0	8.7	28

### BERNSTEIN'S RECEIVING BY GAME


2002 SEASON: Northern Illinois (1-12); Arizona (1-1); Ohio State (1-5); Michigan (1-7); Colorado (1-9)

2003 SEASON: West Virginia (1-2); Illinois (1-6); Purdue (1-28); Minnesota (1-16); Iowa (3-19); Auburn (1-8)

## 42 Robert Brooks

DB, 5-10, 181, Sr./Sr.

Carrollton, Texas (Newman Smith)



2003: Earned third varsity letter ... played in all 13 games, including starting nod as extra DB vs. 21st-ranked Michigan State ... finished with 31 tackles, most of any non-starter ... career-high seven tackles against both 13th-ranked Purdue and vs. Auburn in Music City Bowl ... a regular on special teams ... 2002: earned second varsity letter ... played in all 14 games, mostly on special teams and as a reserve defensive back ...

career-high six tackles against Minnesota (2-4=6) and at Michigan State (3-3=6) ... recorded his first career tackle-for-loss against Minnesota ... 2001: earned first varsity letter as a true freshman ... played in 11 of 12 games on special teams and in defensive backfield ... credited with 21 tackles, second-most on team among non-starters ... made at least one tackle in every game ... season-high four stops vs. Indiana ... broke up a pass vs. Michigan State and forced a fumble at Minnesota ... **High School:** top-100 prospect in southwest according to Tom



Veteran senior captain Dan Buenning

Lemming's *Prep Football Report* at Newman Smith ... all-area pick three times by *Dallas Morning News* ... accounted for nine turnovers (five interceptions and four fumble recoveries) as a senior ... finished career with 229 tackles, 13 interceptions and 11 forced fumbles ... 3.2 GPA ... coach was Andy Sexton ... **Personal:** born on 12/10/82 ... major is agricultural journalism ... parents are Robert Miller and Gloria.

**BROOKS' CAREER STATISTICS**

Year	UT	AT	Tot.	TFL	Sacks	FC	FR	Int	PD
2001	14	7	21	0-0	0-0	1	0	0	1
2002	17	14	31	1-1	0-0	0	0	0	0
2003	15	16	31	2-12	1-9	0	0	0	3
Totals	46	37	83	3-13	1-9	1	0	0	4

**BROOKS' TACKLES BY GAME**

**2001 SEASON:** Fresno State (2-1=3); Penn State (1-0=1); Western Kentucky (1-0=1); Indiana (2-2=4); Ohio State (2-0=2); Illinois (0-1=1); Michigan State (1-2=3); Iowa (2-0=2); Michigan (0-1=1); Minnesota (3-0=3)

**2002 SEASON:** Fresno State (1-2=3); Northern Illinois (1-0=1); Arizona (2-2=4); Penn State (2-0=2); Indiana (2-1=3); Michigan State (3-3=6); Iowa (1-0=1); Illinois (2-1=3); Michigan (1-1=2); Minnesota (2-4=6)

**2003 SEASON:** Akron (3-1=4); UNLV (1-0=1); Purdue (2-5=7); Northwestern (2-2=4); Minnesota (2-1=3); Michigan State (3-2=5); Auburn (2-5=7)

**67 Dan Buenning**

OL, 6-4, 313, Sr./Sr.

Green Bay, Wis. (Bay Port)



One of four team captains for 2004 ... named to Outland Trophy preseason watch list ... preseason second-team All-American by *The Sporting News* ... has started 37 of 39 career games, including the last 24 in a row ... **2003:** earned third varsity letter ... named second-team All-Big Ten by media and honorable mention All-Big Ten by coaches after starting all season at left guard ... **2002:** earned second varsity letter ... played in 13 of 14 games, including 12 starts at left guard ... missed West Virginia game with sore shoulder ... missed most of preseason workouts with mono, but played in first two games, including start at UNLV ... **2001:** earned first varsity letter ... started all 12 games at left guard and missed only 13 plays (all in season-opener) the entire season ... first Badger offensive lineman to start an entire season as a freshman since Bill Ferrario in 1997 ... named a fourth-team freshman All-American by *The Sporting News* and tabbed by that publication on its Big Ten all-freshman team ... helped open holes for Wisconsin's Big Ten-record ninth consecutive 1,000-yard rusher (Anthony Davis) ... **2000:** redshirted ... spent most of the year taking repetitions with the two-deep lineup ... had shoulder surgery late in the season ... **High School:** honorable mention *USA Today* All-American at Bay Port ... named to *Super Prep* and *PrepStar* all-region squads ... WFCB first-team all-state on offense and defense ... first-team all-state by *Milwaukee Journal Sentinel* and A.P. on defense ... chosen to play in Wisconsin Shrine Game ... conference defensive player of the year as a senior ... 15 TFLs as a senior ... 3.0 GPA ... coach was Jim Benick ... **Personal:** born 10/26/81 ... agricultural journalism major ... brother, Matt, played one season at UW ... parents are Tom and Cindy.

**87 Darrin Charles**

WR, 6-6, 206, Sr./Sr.

Oshkosh, Wis. (North)



Veteran receiver who has played in 38 of 39 career games ... eight receptions for 115 yards and a TD in two bowl appearances ... **2003:** earned third varsity letter ... played in all 13 games, including starts as a third receiver against Iowa and Auburn ... team's third-leading receiver with 20 catches for 310 yards and two TDs ... finished strong with 14 receptions for 237 yards in final four games ... season average of 15.5 yards per catch was best of his career ... career-long 40-yard catch in win over 21st-ranked Michigan State ... **2002:** earned second varsity letter ... played in 13 of 14 games, including seven starts ... bothered by a nagging ankle injury for much of season ... missed Northern Illinois game with that injury ... team's third-leading receiver with 25 catches for 323 yards and two TDs ... ended season with a flurry, making TD grabs vs. Minnesota and Colorado and setting career highs with five receptions and 67 yards in Alamo Bowl win over Buffaloes ... made crucial 28-yard reception

on fourth-and-10 that kept Badgers alive with less than a minute left in regulation vs. Colorado (UW scored to send the game to OT on the next play) ... 12-yard TD grab in bowl-clinching win over Minnesota ... **2001:** earned first varsity letter as a true freshman ... played in all 12 games ... started at Ohio State and in three-receiver set vs. Michigan State ... named to *The Sporting News'* Big Ten all-freshman team ... caught 14 passes for 186 yards and two touchdowns ... season-high two receptions in five different games ... season-high 38 yards on two receptions vs. Michigan State ... 13-yard TD grab at seventh-ranked Oregon was first catch of his career ... made 17-yard touchdown reception vs. Iowa ... used late in the season in efforts to block opposing PATs and field goals ... **High School:** All-American by *Prep Football Report* and *PrepStar* at North ... *Milwaukee Journal Sentinel* state player of the year ... all-state (WHSCA and A.P.) on offense and defense ... team won 2000 state title ... career total of 135 receptions for 2,578 yards (19.0 ypc) with 34 touchdowns ... caught 63 passes as a senior for 1,200 yards ... eight of his 18 scoring grabs covered at least 40 yards ... 53 receptions for 1,071 yards and 12 TDs as a junior ... blocked five kicks as a senior ... two-time state high jump champ ... all-league basketball player ... coach was Steve Jorgensen ... **Personal:** born 5/3/83 ... major is agricultural journalism ... mother is Mary.

**CHARLES' CAREER STATISTICS**

Year	Rec.	Yds.	TD	Avg/C	Long
2001	14	186	2	13.3	27
2002	25	323	2	12.9	28
2003	20	310	2	15.5	40
Total	59	819	6	13.9	40

**CHARLES' RECEIVING BY GAME**

**2001 SEASON:** Oregon (1-13, 1 TD); Fresno State (1-17); Penn State (2-32); Western Kentucky (2-20); Ohio State (1-5); Michigan State (2-38); Iowa (2-27, 1 TD); Michigan (2-18); Minnesota (1-16)

**2002 SEASON:** Fresno State (2-21); UNLV (3-20); West Virginia (1-6); Arizona (1-25); Penn State (3-54); Ohio State (3-30); Michigan State (3-51); Iowa (1-6); Illinois (1-16); Michigan (1-15); Minnesota (1-12, 1 TD); Colorado (5-67, 1 TD)

**2003 SEASON:** Akron (2-24); UNLV (1-21); North Carolina (2-21, 1 TD); Purdue (1-7); Minnesota (5-52, 1 TD); Michigan State (3-89); Iowa (3-48); Auburn (3-48)

**50 Jonathan Clinkscale**

**OL, 6-3, 304, Sr./Sr.**  
**Altadena, Calif. (Muir)**




Veteran has started 32 of team's last 34 games ... **2003:** earned third varsity letter ... started all 13 games at right guard ... second straight season as year-long starter at RG ... **2002:** earned second varsity letter ... played in 13 of 14 games, starting each time at right guard ... missed Iowa game with ankle injury ... **2001:** earned first varsity letter ... saw action in all 12 games ... played center (for injured Al Johnson) in

second half of Indiana game ... started six of final seven games at right guard, including last five ... named to *The Sporting News'* Big Ten All-Freshman Team ... **2000:** redshirted ... scout team offensive P.O.W. vs. Iowa ... **High School:** three-year starter at tackle for Muir ... made all-region squads by Tom Lemming's *Prep Football Report* and *PrepStar* ... league lineman of the year ... MVP of school's offensive and defensive lines in 1998 and 1999 ...

two-time captain ... 24 pancake blocks as a senior ... made 87 tackles and recovered five fumbles as a senior ... 28 career tackles behind the line and 37 career pancake blocks ... biggest sports thrill was returning a fumble 40 yards for a TD ... 3.0 GPA ... made school's honor roll for eight semesters ... coach was Erik Johnson ... **Personal:** born 4/17/82 ... agricultural journalism major ... mother is Brenda.

**65 Marcus Coleman**

**OL, 6-6, 311, So./Fr.**  
**Plymouth, Minn. (Wayzata)**




**2003:** Redshirted ... **High School:** ranked among top 75 players in Midwest and top five players in Minnesota by Rivals.com ... rated among top 55 players in Midwest by *SuperPrep* ... captained football team his senior year when he earned first-team all-conference, all-metro and all-state honors ... all-conference in football as a junior ... lettered in wrestling, track and football as a prep ... undefeated JV wrestler as a sopho-

more and won ninth grade state wrestling title as freshman ... coached by Brad Anderson at Wayzata High ... **Personal:** born 11/17/84 ... major is undecided ... parents are Roger Coleman and Joan Grossman ... father played football at Illinois (1973-74).

**5 Jamal Cooper**

**DL, 6-4, 202, So./Fr.**  
**St. Louis, Mo. (Hazelwood East)**




**2003:** Redshirted ... **High School:** ranked among top 90 players in Midlands and top 10 players in Missouri according to Rivals.com ... *PrepStar* All-American ... all-state defensive end who earned all-conference honors as a senior at defensive end and tight end ... team captain and MVP his senior season ... registered 507 receiving yards, 78 tackles and seven QB sacks as a senior ... also played basketball as a prep ...

coached by Corey Johnson at Hazelwood East High, the same school that produced former Badgers Terrell and Jamar Fletcher and current Badgers Scott Starks and Brandon Williams ...

**Personal:** born 7/14/85 ... major is undecided ... parents are James Cooper and JoAnn Gill.

## 4 Chuckie Cowans

DB, 5-8, 161, Sr./Sr.  
Chicago, Ill. (Richards)



**2003:** Played in all 13 games as a DB and on special teams ... started four games (three as a CB and one as a fifth DB) ... had 24 tackles and six pass breakups ... career-high seven stops at 24th-ranked Minnesota ... only interception of career came at Northwestern ... **2002:** earned first varsity letter ... played in 10 games ... injury caused him to miss first three games of season ... made a career-high three tackles (all solos) in victory at Michigan State ... broke up two passes ... used as a reserve defensive back and on special teams ... **2001:** reserve defensive back ... **2000:** redshirted ... scout team defensive P.O.W. prior to Oregon game ... **High School:** all-area team on both offense (*Star Publications*) and defense (*Daily Southtown*) at Richards ... named to all-SICA Orange Conference honor team as a receiver ... top defensive back prospect in Illinois according to Tom Lemming's *Prep Football Report* ... caught 31 passes for a 19.8-yard average as a senior ... intercepted seven passes in senior season ... attended same high school as former Tennessee All-America defensive back Dwayne Goodrich ... 3.1 GPA ... coach was Gary Korhonen ... **Personal:** born 7/20/82 ... agricultural journalism major ... mother is Mary.

### COWANS' CAREER STATISTICS

Year	UT	AT	Tot.	TFL	Sacks	FC	FR	Int	PD
2001	0	1	1	0-0	0-0	0	0	0	0
2002	5	1	6	0-0	0-0	0	0	0	2
2003	18	6	24	0-0	0-0	0	0	1	6
Totals	23	8	31	0-0	0-0	0	0	1	8


### COWANS' TACKLES BY GAME

**2002 SEASON:** Northern Illinois (1-0=1); Michigan State (3-0=3); Iowa (1-0=1); Minnesota (0-1=1)

**2003 SEASON:** West Virginia (1-0=1); Illinois (1-2=3); Penn State (1-0=1); Purdue (4-0=4); Northwestern (2-0=2); Minnesota (4-3=7); Michigan State (4-0=4); Iowa (1-1=2)

## 15 Reginald Cribbs

LB, 6-1, 225, Jr./So.  
Chicago, Ill. (Hubbard)




Saw extensive playing time during 2004 spring practice ... **2003:** did not see game action ... **2002:** redshirted ... **High School:** All-America choice by *Prep Star* and *Prep Football Report* ... named to All-Midwest team by *Prep Football Report*, *Super Prep* and *Student Sports* ... two-time, first-team all-state choice ... four-time, first-team all-conference selection ... captain and MVP during junior and senior years ... team was 11-

1 his senior season when he had 95 tackles despite missing four games with an injury ... finished career with 339 tackles, 19 QB sacks, seven forced fumbles, six fumble recoveries and three interceptions ... rushed for 1,321 yards and 16 touchdowns ... four let-

ters in football, three in track and one in basketball ... ran 200 meters in 22.0 seconds ... named to academic all-state team ... 3.2 GPA ... coached by Elton Harris ... **Personal:** born 7/12/84 ... parents are Vanessa and Reginald ... major is sociology.

## 11 Owen Daniels

TE, 6-3, 222, Sr./Jr.  
Naperville, Ill. (Central)



**2003:** Earned second varsity letter in first season as a TE/WR ... team's fourth-leading receiver with 15 catches for 193 yards and two TDs ... both touchdown receptions (26 and 27 yards in length) came at 24th-ranked Minnesota ... **2002:** earned first varsity letter ... played in seven games, mostly on special teams ... Academic All-Big Ten ... saw action in three games at QB ... threw his first career completion against eventual national champion Ohio State ... rushed for 18 yards, including a 13-yard run, vs. Orange Bowl-participant Iowa ... had begun to work out at tight end during Alamo Bowl preparations, but practice injury halted his progress ... **2001:** redshirted ... **High School:** *Prep Football Report* and *PrepStar* All-American at Central ... top-100 prospect nationally by PFR ... captain of football team twice ... completed 30-35 passes for 562 yards and seven TDs in opening two games of senior season before a knee injury ... hit 11-11 throws for 208 yards in 2000 season opener ... passed for 1,750 yards (100-168, .595) with 17 touchdowns and only one interception as a junior ... academic all-state in football ... coach was Joe Bunge ... starting center on basketball team and a 22-foot long jumper ... GPA of 3.93 ... member of National Honor Society ... **Personal:** born 11/9/82 ... atmospheric and oceanic studies major ... parents are Bridget and Jerry.

### DANIELS' CAREER RECEIVING STATISTICS

Year	Att.	Yds.	TD	Avg/C	Long
2003	15	193	2	12.9	27
Totals	15	193	2	12.9	27

### DANIELS' RECEIVING BY GAME

**2003 SEASON:** West Virginia (3-41); Akron (1-7); UNLV (1-8); Penn State (2-25); Purdue (1-11); Northwestern (2-15); Minnesota (3-70, 2 TD); Iowa (1-2); Auburn (1-14)

### DANIELS' CAREER PASSING STATISTICS

Year	C	A	Yds.	Pct.	TD	Int	Effic.
2002	2	6	9	.333	0	2	-20.7
Totals	2	6	9	.333	0	2	-20.7

### DANIELS' PASSING BY GAME

**2002 SEASON:** Ohio State (1-1-0, 2); Iowa (1-4-1, 7); Illinois (0-1-1, 0)

### DANIELS' CAREER RUSHING STATISTICS


Year	Att.	Yds.	TD	Avg/C	Long
2002	4	18	0	4.5	13
Totals	4	18	0	4.5	13

### DANIELS' RUSHING BY GAME

**2002 SEASON:** Iowa (4-18)


## 28 Anthony Davis

RB, 5-8, 194, Sr./Sr.  
Plainfield, N.J. (Plainfield)



One of the country's top offensive threats ... preseason first-team All-American according to *The Sporting News* ... preseason second-team All-American according to *Street & Smith's* ... preseason All-American and preseason Big Ten Offensive Player of the Year according to *Blue Ribbon College Football Yearbook* ... rushed for the third-most yards (3,703) in the nation the past three years combined (despite missing all or part of nine games last season) ... rushed for more yards (3,021) than anyone in the nation in 2001-02 combined ... No. 3 rusher in school history (needs seven yards to take over No. 2 spot behind Ron Dayne) ... has 19 100-yard rushing efforts (tied for second-most in school history) ... Davis and Dayne are the only two Badgers ever to rush for 1,000 yards in both their freshman and sophomore year ... Davis has excelled academically as well, achieving a 4.0 GPA in the fall of 2003 ... expects to graduate with two degrees (education and African-American studies) ... interested in becoming a teacher ... **2003:** earned third varsity letter ... appeared in just eight games (all starts) due to ankle injuries ... missed five full games and most of four others ... team's second-leading rusher with 682 yards on 116 carries (5.9 yards-per-carry average was best of his career) ... rushed for 414 yards and four TDs in first two games of season before sustaining ankle injury vs. UNLV ... rushed for 247 yards and three TDs in win over Akron ... first-team preseason All-American by *Street & Smith's* ... rated by *The Sporting News* as the No. 5 running back in the nation heading into the 2003 campaign ... second-team preseason All-American by *Athlon's* and by collegefootballnews.com ... **2002:** earned second varsity letter ... played in 13 of 14 games, starting each time at running back ... missed Illinois game ... consensus second-team All-Big Ten choice ... 300 carries for 1,555 yards and 13 touchdowns ... six pass receptions for 48 yards ... Big Ten's second-leading rusher (119.6 ypg) and ranked 12th nationally ... No. 3 sophomore rusher in the nation behind Miami's Willis McGahee (134.9) and Oregon State's Steven Jackson (130.0) ... broke Dayne's UW record (1,457) for rushing yards by a sophomore ... became Wisconsin's Big Ten-record 10th straight 1,000-yard rusher ... his 5.2 yards-per-carry average was better than in 2001 when he led Big Ten in rushing ... 301 yards (third-most in UW history and 11th-most in Big Ten history) and school record-tying five TDs in bowl-clinching win over Minnesota ... his 301-yard outing was fourth-highest rushing total in Division I in 2002 ... named Big Ten co-Offensive Player of the Week for performance vs. Golden Gophers ... five-time UW offensive player of the week ... 184 yards in victory over Fresno State ... carried 29 times for 170 yards in win at Michigan State ... 26 attempts for 154 yards and a TD at Michigan ... preseason first-team All-American by *The Sporting News* and *Athlon* ... **2001:** earned first varsity letter ... started 11 of 12 games (missed Indiana contest with "turf toe") ... one of eight semifinalists for the Doak Walker Award as the nation's top running back (he was the only freshman among the semifinalists) ... first-team freshman All-America choice by the Football Writers Association of America and *The Sporting News* ... National College Football Freshman of the Year by the Touchdown Club of Columbus, Ohio ... honorable mention All-

American by CNN.com and collegefootballnews.com ... consensus choice (coaches and media) as Big Ten Freshman of the Year, as well as a first-team all-conference pick ... earned UW's Rookie of the Year award ... Big Ten's leading rusher with 1,466 yards (133.3 per game) ... nation's fifth-leading rusher ... had sixth-highest rushing total by a freshman in NCAA history (behind only Wisconsin's Ron Dayne, Nevada's Chance Kretschmer, Georgia's Herschel Walker, Pittsburgh's Tony Dorsett and Indiana's Alex Smith) ... set NCAA record for 100-yard rushing games by a freshman with 10 (formerly held by Pittsburgh's Tony Dorsett and New Mexico State's Ron James) ... No. 3 on Big Ten's all-time freshman rushing list behind former Badger Ron Dayne (1,863 yards) and Indiana's Alex Smith (1,475) ... Badgers' leading scorer with 66 points on 11 touchdowns ... gave Wisconsin a 1,000-yard rusher for a Big Ten-record ninth straight season ... averaged 118.3 yards per game in four contests vs. nationally ranked opponents ... his 291 carries were sixth-most in a season by a Badger and second-most by a UW freshman ... had seven carries of 25 yards or more ... registered a pair of 200-yard rushing outings, including 200 yards on a then career-high 37 carries in 18-6 win at Penn State and then career highs of 208 yards and three touchdowns on 29 attempts at Minnesota (had 61-yard touchdown run vs. Golden Gophers) ... earned UW co-offensive player of the week honors for those two performances ... Heisman Trophy winners Ron Dayne (five times) and Alan Ameche (once) are the only other Badger freshmen to have rushed for 200 yards in a game ... averaged 10.0 yards per carry



All-America candidate Anthony Davis

(13-130) at seventh-ranked Oregon ... 69-yard touchdown run vs. Ducks was first of his career ... 147 yards in season-opener vs. Virginia were third-most ever by a Badger playing in his first game ... **2000:** redshirted ... **High School:** rushed for 1,577 yards (9.2 ypc) and 21 touchdowns as a senior at Plainfield ... won high school Heisman Award (making the tri-state's honor team) ... two-time all-state ... named to *Prep Football Report*, *Super Prep* and *PrepStar* all-region teams ... state champion in 200 meters ... ran the 100 in 10.6, the 200 in 21.5 and long jumped better than 21 feet ... 3.1 GPA ... coach was Clinton Jones ... **Personal:** born 5/21/82 ... majors are elementary education and African-American studies ... guardians are Humphrey and Marjorie.

#### DAVIS' CAREER RUSHING STATISTICS

Year	Att.	Yds.	TD	Avg/C	Long
2001	291	1,466	11	5.0	69
2002	300	1,555	13	5.2	71
2003	116	682	7	5.9	45
Totals	707	3,703	31	5.2	71

#### DAVIS' RUSHING BY GAME

**2001 SEASON:** Virginia (24-147); Oregon (13-130, 1 TD); Fresno State (24-137); Penn State (37-200); Western Kentucky (19-89, 2 TD); Ohio State (26-103, 1 TD); Illinois (24-116, 2 TD); Michigan State (32-101); Iowa (36-132, 1 TD); Michigan (27-103, 1 TD); Minnesota (29-208, 3 TD)

**2002 SEASON:** Fresno State (36-184); UNLV (20-81); West Virginia (19-75, 1 TD); Northern Illinois (14-49, 1 TD); Arizona (16-110, 2 TD); Penn State (11-46); Indiana (18-108, 1 TD); Ohio State (25-144, 1 TD); Michigan State (29-170); Iowa (16-34); Michigan (26-154, 1 TD); Minnesota (45-301, 5 TD); Colorado (25-99, 1 TD)

**2003 SEASON:** West Virginia (30-167, 1 TD); Akron (29-247, 3 TD); UNLV (2-11); Penn State (8-35); Purdue (18-96, 1 TD); Northwestern (5-39); Iowa (7-10, 2 TD); Auburn (17-77)

#### DAVIS' CAREER RECEIVING STATISTICS

Year	Rec.	Yds.	TD	Avg/C	Long
2001	0	0	0	---	0
2002	6	48	0	8.0	21
2003	3	54	0	18.0	30
Total	9	102	0	11.3	30


#### DAVIS' RECEIVING BY GAME

**2002 SEASON:** Fresno State (1-1); West Virginia (3-30); Penn State (1-14); Iowa (1-3)

**2003 SEASON:** West Virginia (1-8); Purdue (1-16); Iowa (1-30)

## 75 Morgan Davis

OL, 6-5, 319, Sr./Sr.  
Barron, Wis. (Barron)




Appeared in 25 games the past two seasons combined ... **2003:** earned second varsity letter ... started all season at left tackle ... **2002:** earned first varsity letter ... appeared in 12 games ... served as reserve offensive tackle and played on special teams ... **2001:** reserve offensive tackle ... **2000:** red-shirted ... **1999:** attended UW-Madison as a regular student in the fall before joining football team in January ... **High School:**

made *Milwaukee Journal Sentinel* top-20 list of state football prospects at Barron ... made *Eau Claire Leader Telegram* track

honor roll ... captained football and hockey teams ... all-conference in shot put and discus ... set school record and finished third in state for discus ... D.A.R.E. role model ... USA Hockey level three referee ... won school's male Scholar-Athlete Award ... four-year honor roll ... ranked 14th academically in his class ... coach was Ken Mueller ... **Personal:** born 8/7/80 ... sociology major ... parents are Scott and Cathy ... Morgan is engaged to be married.

## 94 Kenneth DeBauche


P, 6-2, 209, So./Fr.  
Suamico, Wis. (Bay Port)



**2003:** Redshirted ... **High School:** honorable mention all-state in 2002 ... first-team all-area as punter in 2002 and first-team all-area kicker in 2001 ... first-team all-conference punter and kicker, as well as receiver his senior year ... career 44.3-yard punting average and caught 27 passes for 470 yards and seven TDs ... scored 50 points (six TDs plus field goals and PATs) as a senior ... three-time letterwinner in football, basketball and baseball ... second-team all-conference pitcher as a junior ... basketball team captain as a senior ... coached by Mike Williquette at Bay Port High ... National Honor Society member and honor roll student ... **Personal:** born 9/26/84 ... major is undecided ... parents are Steven and Jean.

## 12 Tyler Donovan

QB, 6-1, 185, So./Fr.  
Hartland, Wis. (Arrowhead)




**2003:** Redshirted ... **High School:** ranked among top 25 players in Midwest and No. 2 player in Wisconsin by Rivals.com ... listed among top 15 players in Midwest by *SuperPrep* ... senior year honors included: *PrepStar* and *SuperPrep* All-American, Associated Press state player of the year, first-team all-state acclaim from *Milwaukee Journal Sentinel* and Wisconsin Football Coaches Association and first-team all-area

and all-conference kudos ... honorable mention all-state and first-team all-area as a junior ... a Preps Plus student-athlete and member of Principal's Advisory Committee ... completed 99-171 passes for 1,650 yards and 16 TDs, as well as rushing for 455 yards on just 45 carries his senior year ... team was state Division I runner-up in 2002 ... lettered in football, basketball, track and baseball ... coached at Arrowhead High by Tom Taraska ... **Personal:** born 6/4/84 ... major is undecided ... parents are Brenda and Brian ... uncle, Corey Block, played basketball at UW-La Crosse (1986-89).

## 31 Nate Egholm

RB, 5-10, 214, So./Fr.  
Oconomowoc, Wis. (Oconomowoc)




2003: Redshirted ... **High School:** three-time all-conference selection and team MVP ... twice named to all-county and all-region teams ... all-state pick as a senior ... rushed for nearly 4,200 yards and 48 touchdowns in his prep career ... tallied 1,600 rushing yards as a senior with 20 touchdowns ... returned three punts for scores as a junior ... high honor roll student ... also played baseball ... coached in

football by Mark Jonas ... **Personal:** born 8/1/84 ... major is agricultural journalism ... parents are Paul and Wendy.

## 48 John Gillen


LB, 6-4, 248, Sr./Jr.  
Glen Ellyn, Ill. (Glenbard West)



2003: Reserve linebacker ... did not letter ... 2002: served as reserve linebacker ... did not letter ... 2001: redshirted ... earned UW's defensive scout team player of the week honor for Indiana game ... **High School:** regional All-American by *Prep Football Report*, *Rivals100.com* and *PrepStar* at Glenbard West ... 15 tackles for loss, along with 10 pass break-ups and six turnovers (three picks, three fumble recoveries) ... finished career with more than 200 tackles, 12 forced fumbles, 10 fumble recoveries, 29 pass break-ups and nine interceptions ... 50 career catches for 680 yards ... conference academic honors ... coach was John Karpowicz ... father, John, was drafted in fifth-round by St. Louis in 1981 ... **Personal:** born 7/18/82 ... major is communication arts ... parents are John and Wendy.

## 47 Elliot Goode

LB, 6-2, 234, Jr./Jr.  
Manlius, N.Y. (Fayetteville-Manlius)



2003: Earned second varsity letter ... played in every game, primarily on special teams and as reserve LB ... had 16 tackles, including season-high three vs. 21st-ranked Michigan State ... 2002: earned first varsity letter as a true freshman ... played in 13 of 14 games as reserve linebacker and on special teams ... finished with 14 tackles and a pass breakup ... made career-high four tackles (2-2=4) at Indiana ... **High School:**

named to *Super Prep's* All-Northeast team and *Prep Football Report's* All-East team ... first-team all-state as a senior ... two-time, first-team all-conference selection ... captain his senior year ... two-time team defensive MVP ... finished career with 291 tackles, including 14 QB sacks ... blocked five kicks ... recovered

six fumbles, returning three for touchdowns ... three-time scholar-athlete honoree ... two-time track letterwinner ... played for Coach Paul Muench ... **Personal:** parents are John and Alison ... major is communication arts ... born 9/26/83.

### GOODE'S CAREER STATISTICS

Year	UT	AT	Tot.	TFL	Sacks	FC	FR	Int	PD
2002	9	5	14	0-0	0-0	0	0	0	1
2003	7	9	16	0.5-0	0-0	0	0	0	0
Totals	16	14	30	0.5-0	0-0	0	0	0	1

### GOODE'S TACKLES BY GAME

**2002 SEASON:** UNLV (1-0=1); Arizona (2-0=2); Penn State (0-1=1); Indiana (2-2=4); Michigan State (1-1=2); Illinois (1-0=1); Michigan (1-0=1); Minnesota (1-0=1); Colorado (0-1=1)

**2003 SEASON:** West Virginia (0-1=1); Akron (1-1=2); UNLV (2-0=2); North Carolina (0-1=1); Illinois (0-1=1); Ohio State (1-1=2); Purdue (1-1=2); Northwestern (0-1=1); Michigan State (1-2=3); Auburn (1-0=1)

## 93 Mark Gorman

DL, 6-4, 276, Jr./So.  
The Woodlands, Texas (The Woodlands)




2003: Reserve defensive lineman ... did not letter ... 2002: redshirted ... scout team defensive P.O.W. vs. Illinois ... **High School:** All-Midlands selection by *Prep Star* ... first-team all-county and all-district, as well as a finalist for Old Spice Tight End of the Year in Texas ... captain as a senior when he caught 10 passes for 129 yards ... graded out at 89 percent as a blocker on a team that rushed for more than 3,000

yards ... 3.1 GPA ... played for Coach Weldon Willig ...

**Personal:** parents are Mike and Linda ... major is sociology ... born 10/9/83.

## 77 Randy Gyllin

OL, 6-3, 313, So./Fr.  
Mauston, Wis. (Mauston)



2003: Redshirted ... 2002: joined football team in January 2003 ... **High School:** All-Midwest choice by *Super Prep*, *Prep Football Report* and *Prep Star* ... top offensive lineman in Wisconsin according to *Prep Star* ... team rushed for almost 9,000 yards during his three years as a starter on the line ... WFLA first-team all-state on both sides of the ball and first-team honors on offense by Associated Press and *Milwaukee Journal*


*Sentinel* ... won *Juneau County Star Times* "Twelfth Man" Award ... three-time first-team all-conference on offense and defense ... selected to play in the Wisconsin Shrine Game ... recorded 82 tackles and caused three fumbles as a senior ... captain and team MVP in both football and wrestling during career ... 3.9 GPA ... National Honor Society member ... listed in *Who's Who Among High School Students* ... lettered in football, wrestling, tennis and track as a prep ... runner-up in state wrestling meet as a junior ... conference tennis runner-up in doubles ... served as "first

chair" in concert/jazz band ... played for Coach Mike Taake ...  
**Personal:** born 8/30/83 ... parents are Bruce and Judy ... major  
 is secondary education.

## 26 Zach Hampton

WR, 5-10, 170, Jr./So.

Lancaster, Wis. (Lancaster)



**2003:** Earned first varsity letter as a special teams contributor ... made six tackles, including season-high three vs. 17th-ranked Iowa and two more vs. Auburn in Music City Bowl ... **2002:** redshirted ... team's scout team offensive P.O.W. vs. Arizona ... **High School:** *Wisconsin State Journal* Small School Player of the Year and *Dubuque Telegraph Herald* Player of the Year as a junior and senior ... first-team all-state

by Associated Press and the WFOA as a senior ... career statistics include 278 tackles (183 solos), 17 interceptions, 25 catches for 571 yards and 14 TDs and 13 rushes for 187 yards ... averaged 14.0 yards on punt and 26.8 yards on kickoff returns ... 10 career returns (three interceptions, three punts and four kickoffs) for scores ... three-year starter in secondary for teams that registered a 41-1 record and won state titles his junior and senior years ... set school records for punt return yardage and TDs, interceptions and return yardage and solo tackles ... qualified for state in long jump three times in career ... state wrestling qualifier and all-league pick in baseball ... played for Coach John Hoch ...  
**Personal:** born 10/5/83 ... parents are Buck and Jackie ... major is undecided.

### HAMPTON'S CAREER STATISTICS

Year	UT	AT	Tot.	TFL	Sacks	FC	FR	Int	PD
2003	3	3	6	0-0	0-0	0	0	0	0
Totals	3	3	6	0-0	0-0	0	0	0	0

### HAMPTON'S TACKLES BY GAME

**2003 SEASON:** Minnesota (1-0=1); Iowa (1-2=3); Auburn (1-1=2)

## 77 Anttaj Hawthorne


DL, 6-3, 312, Sr./Sr.

Hamden, Conn. (Hamden)



One of the nation's top defensive players at any position ... team captain ... named to preseason watch lists for the Outland and Nagurski Trophies ... preseason first-team All-American by *Lindy's* and *The Sporting News*, second-team by *Street & Smith's* and third-team choice of *Athlon's* ... has played in 38 career games, including starts in the last 29 straight ... has 31 career tackles-for-loss ... **2003:** earned third varsity letter ...

named first-team All-Big Ten by media and second-team by coaches ... won team's Jay Seiler Coaches Appreciation Award (improvement, attitude, willingness to help the program) ... his team-high 20 TFLs tied for second in Big Ten (and 18th nationally) with Ohio State's Will Smith and are sixth-highest season total in UW history ... recorded at least one TFL in all but one



All-America candidate Anttaj Hawthorne

game and at least two TFLs seven times ... team's leading tackler (75) among DLs ... forced two fumbles ... career-high 13 tackles at Northwestern ... two QB sacks for seven yards in losses in upset win over No. 3 Ohio State ... **2002:** earned second varsity letter ... team's sixth-leading tackler (68) and team's leader in tackles among defensive linemen ... 12 QB hurries ranked third on team and seven TFLs were fifth ... knocked down two passes at the line of scrimmage and recovered two fumbles ... enjoyed outstanding Alamo Bowl effort with eight tackles, his second-highest total of the season ... made season-high nine stops in win over Arizona ... seven tackles in victory over West Virginia ... made at least six tackles five times ... **2001:** earned first varsity letter as a true freshman ... played in 11 of 12 games ... drew starting nod at nose guard in each of last two games vs. Michigan and at Minnesota ... also started at tackle vs. Michigan State ... registered 16 tackles, including four TFLs for five yards in losses ... made six stops in each of final two contests vs. Wolverines and Golden Gophers ... two tackles and a QB hurry vs. Michigan State ... had three TFLs and a QB hurry at Minnesota ... recovered a fumble vs. Michigan ... **High School:** named to *USA Today* and Reebok/ESPN first-team All-America squad at Hamden ... also a member of *PrepStar* "Dream Team" and *SuperPrep* first-team All-America unit ... participated in the National High School All-Star game in Dallas ... No. 9 prospect nationally by Tom Lemming's *Prep Football Report* ... second-ranked defensive player in the country according to Lemming ... No. 2 rated DL nationally by CBS Sportsline ... three-time all-state ... registered 102 solo tackles, 17 sacks and seven forced

fumbles as a senior ... career totals of more than 250 tackles, 38 tackles for loss, 30 quarterback sacks and 14 recovered fumbles ... coach was Tony Martone ... **Personal:** born 11/15/81 ... major is African-American studies ... mother is Eileen.

#### HAWTHORNE'S CAREER STATISTICS

Year	UT	AT	Tot.	TFL	Sacks	FC	FR	Int	PD
2001	9	7	16	4-5	0-0	0	1	0	0
2002	36	32	68	7-13	2-4	0	2	0	2
2003	31	44	75	20-54	4-17	2	0	0	1
Totals	76	83	159	31-72	6-21	2	3	0	3

#### HAWTHORNE'S TACKLES BY GAME

**2001 SEASON:** Western Kentucky (0-1=1); Indiana (0-1=1); Michigan State (1-1=2); Michigan (4-2=6); Minnesota (4-2=8)


**2002 SEASON:** Fresno State (0-2=2); UNLV (3-3=6); West Virginia (4-3=7); Northern Illinois (5-4=9); Arizona (0-2=2); Penn State (2-0=2); Indiana (0-2=2); Ohio State (1-3=4); Michigan State (3-2=5); Iowa (5-1=6); Illinois (4-1=5); Michigan (3-1=4); Minnesota (1-2=3); Colorado (3-5=8)

**2003 SEASON:** West Virginia (2-3=5); Akron (1-5=6); UNLV (1-6=7); North Carolina (2-6=8); Illinois (3-1=4); Penn State (0-1=1); Ohio State (2-2=4); Purdue (2-2=4); Northwestern (6-7=13); Minnesota (4-2=6); Michigan State (4-2=6); Iowa (2-4=6); Auburn (2-3=5)

## 13 Casey Hogan

DB, 6-5, 194, So./Fr.

Cross Plains, Wis. (Middleton)




**2003:** Redshirted ... scout team defensive P.O.W. prior to Purdue game ... **High School:** honorable mention all-conference selection as defensive back and wide receiver his senior year ... first-team all-area and all-conference DB as a junior ... earned Honorary Award for Performance and Leadership Excellence in football, as well as football award for academic excellence ... participated in more than 1,100 plays his

senior year while making 42 receptions and 79 tackles, along with 11 pass breakups and four interceptions ... lettered in football, basketball and baseball ... captained football and basketball teams ... National Honor Society ... coached at Middleton High by Kurt Gundlach ... **Personal:** born 2/2/85 ... major is undecided ... parents are Jan and Rita ... father played baseball at Madison Area Technical College in 1974-75.

## 17 Jeff Holzbauer

WR, 5-11, 188, Jr./So.

Germantown, Wis. (Germantown)




**2003:** Reserve wide receiver ... did not letter ... **2002:** redshirted ... walk-on ... scout team offensive P.O.W. vs. Minnesota ... **High School:** starred at quarterback and defensive back at Germantown High where he was a second-team all-conference choice on both sides of the ball in 2001 ... played for South team in Wisconsin Shrine game ... coached at Germantown by Phil Datka

... **Personal:** born 8/23/83 ... parents are Carl and Shelly ... major is engineering mechanics.

## 19 Paul Hubbard

WR, 6-4, 195, So./Fr.

Colorado Springs, Colo. (Widefield)




**2003:** Redshirted after joining football team as a walk-on ... participated with Badger track team ... 2003 Big Ten indoor and outdoor champion in the long jump ... placed fourth in the triple jump at the 2003 conference indoor meet and sixth at the outdoor meet ... **High School:** two-time state Division 4A champion in the long jump and triple jump ... won the long jump and triple jump at the 2003 and 2003

USATF Junior Olympic Championships ... had the top prep mark in the triple jump in 2003 with a wind-aided 52-7 ... 2003 All-American by *Track & Field News* ... **Personal:** born 6/12/85 ... parents are Paul and Jacqueline ... major is undeclared.

## 90 Erasmus James

DL, 6-4, 263, Sr./Sr.

Pembroke Pines, Fla. (McArthur)



**2003:** Did not participate due to injury sustained during preseason training camp ...

**2002:** earned second varsity letter ... played in all 14 games, including 13 starts (all at right end) ... team-high 17 QB hurries ... third on team in tackles among DLs, third in QB sacks, fourth in TFLs ... forced fumbles in wins over West Virginia and Arizona ... career-high nine tackles, including two TFLs, and a fumble recovery at Indiana ...

five QB hurries vs. Penn State ... UW defensive P.O.W. vs. Michigan State ... named to the 2002 preseason watch list for the Nagurski Award which goes to the nation's top defensive player ... **2001:** earned first varsity letter ... played in all 12 games, including starting assignment at rush end vs. Indiana ... his 36 tackles (including 20 solos) ranked ninth on team ... second on team in QB sacks with six for 30 yards ... fourth on squad in tackles for loss with seven for 35 yards ... forced team-high three fumbles ... No. 2 on team (behind All-American Wendell Bryant) in QB hurries with four ... named Big Ten Defensive Player of the Week after picking up three QB sacks and forcing a fumble in collegiate debut vs. Virginia ... career-high six tackles in season finale at Minnesota ... registered a pair of QB hurries at seventh-ranked Oregon ... had four tackles (including a QB sack), two QB hurries and a fumble forced in win over Iowa ... Academic All-Big Ten ... **2000:** did not participate ... **High School:** first-team all-district and second-team All-Broward County at McArthur ... third-team all-state ... participated in Dade vs. Broward All-Star Game and the Broward County North vs. South contest ... named school's outstanding defensive lineman ... credited with 53 tackles, 23 TFLs and 14 sacks in senior year ... coach was Keith Franklin ... **Personal:** born 11/4/82 ... criminal justice and sociology major ... mother is Evrine.

**JAMES' CAREER STATISTICS**

Year	UT	AT	Tot.	TFL	Sacks	FC	FR	Int	PD
2001	20	16	36	7-35	6-30	3	0	0	0
2002	34	23	57	8-38	4-22	2	1	0	3
Totals	54	39	93	15-73	10-52	5	1	0	3

**JAMES' TACKLES BY GAME**

**2001 SEASON:** Virginia (3-1=4); Fresno State (3-1=4); Penn State (0-2=2); Western Kentucky (1-0=1); Indiana (2-1=3); Ohio State (2-2=4); Illinois (2-2=4); Michigan State (1-1=2); Iowa (3-1=4); Michigan (2-0=2); Minnesota (1-5=6)

**2002 SEASON:** Fresno State (4-2=6); UNLV (3-2=5); West Virginia (4-1=5); Northern Illinois (3-2=5); Arizona (2-1=3); Penn State (3-2=5); Indiana (6-3=9); Ohio State (2-1=3); Michigan State (3-1=4); Illinois (0-1=1); Michigan (0-2=2); Minnesota (2-1=3); Colorado (2-3=5)

**74 Jason Jefferson**

**DL, 6-3, 308, Sr./Sr.**  
**Chicago, Ill. (Leo)**



Veteran enters third year as starter at right defensive tackle ... teams with Anttaj Hawthorne to give UW a formidable run-stopping duo inside ... **2003:** earned third varsity letter ... starter all season at defensive tackle ... made 30 tackles, including two TFLs and a QB sack ... season-high five stops in upset win over No. 3 Ohio State ... **2002:** earned second varsity letter ... played in all 14 games and started 12 times

(all at right tackle) ... career-high six tackles in win over West Virginia (named team's defensive P.O.W. for that performance) ... recovered fumble in victory at UNLV and forced fumble at Indiana ... only QB sack came vs. eventual national champion Ohio State ... **2001:** earned first varsity letter ... saw limited action in three games (vs. Western Kentucky and Michigan, and at Minnesota) ... did not make a tackle, but was able to gain late-season experience when team's line was beset by injuries ... **2000:** redshirted ... scout team defensive P.O.W. vs. Iowa ... **High School:** top-100 player in Illinois at Leo ... school's three-time offensive line MVP ... captained both football and track teams ... credited with 310 career tackles, including 43 sacks ... averaged five pancake blocks per game as a senior ... made state finals in the shot put three times in career ... team won state track title in 1998 ... academic all-state ... included in All-American Scholar's Directory ... coach was Mike Holmes ... **Personal:** born 12/20/81 ... sociology major ... mother is Barbara.

**JEFFERSON'S CAREER STATISTICS**

Year	UT	AT	Tot.	TFL	Sacks	FC	FR	Int	PD
2001	0	0	0	0-0	0-0	0	0	0	0
2002	22	23	45	2-2	1-1	1	1	0	2
2003	8	22	30	2-10	1-8	0	0	0	0
Totals	30	45	75	4-12	2-9	1	1	0	2

**JEFFERSON'S TACKLES BY GAME**

**2002 SEASON:** Fresno State (0-2=2); UNLV (1-3=4); West Virginia (3-3=6); Northern Illinois (2-1=3); Arizona (2-3=5); Penn State (2-1=3); Indiana (3-0=3); Ohio State (2-1=3); Michigan State (0-1=1); Iowa (0-1=1); Illinois (1-1=2); Michigan (0-3=3); Minnesota (1-2=3); Colorado (1-2=3)

**2003 SEASON:** West Virginia (0-3=3); Akron (1-1=2); UNLV (0-4=4); North Carolina (0-2=2); Illinois (2-0=2); Penn State (0-1=1); Ohio State (2-3=5); Purdue (1-1=2); Northwestern (0-2=2); Minnesota (0-1=1); Iowa (1-2=3); Auburn (1-2=3)

**57 Steve Johnson**

**LB, 6-3, 242, So./Fr.**  
**Brookfield, Wis. (Central)**




**2003:** Redshirted ... **High School:** *Milwaukee Journal Sentinel* first-team all-state selection in 2002 ... honorable mention all-state choice according to Wisconsin Football Coaches Association and Associated Press ... two-time first-team all-conference guard and linebacker ... Greater Metro Conference Defensive Backfield Player of the Year and Offensive Lineman of the Year in 2002 ... team captain and co-

MVP in 2002 ... first-team all-area pick ... earned four letters in basketball and three more in track and field ... recipient of school's Varsity Achievement Award and Coach Bob Petruska Award/Scholarship ... coached in football by Rick Synold at Brookfield Central ... **Personal:** born 8/22/84 ... major is undecided ... parents are Sandy and Roger.

**23 Paul Joran**

**LB, 6-3, 222, Jr./So.**  
**Apple Valley, Minn. (Apple Valley)**



**2003:** Reserve linebacker ... did not letter ... **2002:** redshirted ... named scout team defensive player of the year ... earned scout team defensive P.O.W. honors vs. Fresno State ... **High School:** named to All-Midwest teams by *Prep Football Report*, *Super Prep* and *Prep Star* ... first-team all-state choice as a senior ... two-time all-region and all-conference selection ... team captain as a senior and team MVP his last two

years ... registered 385 tackles during his career, including 28 for loss and 17 QB sacks ... also had 18 QB hurries and caused 11 fumbles ... notched 152 tackles, including 19 for loss and nine sacks, as a senior ... more than 100 tackles in junior campaign, too ... four-time academic all-conference honoree and academic all-state his last year ... 3.9 grade-point average ... played for Coach Mike Fritze ... **Personal:** born 4/2/84 ... parents are Joe and Marie ... major is civil engineering.

## 20 James Kamoku

DB, 6-2, 207, So./Fr.  
Kailua-Kona, Hawaii (Kealakehe)



**2003:** Redshirted ... **High School:** second-team all-state and first-team all-conference selection as linebacker his senior year ... two-time team MVP ... named team's "most inspirational" and best all-around player ... career statistics included 134 tackles, four QB sacks, seven interceptions (two returned for TDs), two blocked punts, four blocked field goals, 1,653 receiving yards and 38 TDs ... also faked five punts for 312

yards ... had 102 tackles, two interceptions, a 96-yard kickoff return, 597 receiving yards and 15 TDs as a senior ... four-time team captain and two-time team MVP ... lettered in football, basketball and track ... honor roll student who had highest GPA on football team ... listed hobbies include chess, rugby, hula, fire-dancing, surfing, body boarding, hunting, diving and fishing ... coached by Sam Papalili at Kealakehe High ... **Personal:** born 2/5/85 ... major is history ... parents are Solomon and Lorraine.

## 86 Matt Katula

DL, 6-6, 281, Sr./Sr.  
Brookfield, Wis. (Catholic Memorial)



Veteran long-snapper has played in 36 of 39 games ... **2003:** earned third varsity letter ... team's No. 1 long-snapper for second straight season ... made three tackles and recovered fumbles in back-to-back games (at Penn State and vs. No. 3 Ohio State) ... **2002:** earned second varsity letter as team's long snapper ... played in all 14 games ... made three total tackles ... **2001:** earned first varsity letter ... played as team's long

snapper for first nine games of the season before broken arm caused him to miss final three contests ... assisted on a tackle in season-opener vs. Virginia and was named UW's special teams player of the week for performance vs. Cavaliers ... **2000:** red-shirted ... **High School:** first-team all-conference on defense and second-team on offense at Catholic Memorial ... team MVP and captain as a senior ... 191 tackles (97 as a junior and 94 as a senior) with 13 sacks and five fumbles caused in career ... National Merit qualifier ... made school's high honor roll four times ... **Personal:** born 8/22/82 ... political science major ... parents are Chuck and Vicki.

### KATULA'S CAREER STATISTICS

Year	UT	AT	Tot.	TFL	Sacks	FC	FR	Int	PD
2001	0	1	1	0-0	0-0	0	0	0	0
2002	1	2	3	0-0	0-0	0	0	0	0
2003	2	1	3	0-0	0-0	0	2	0	0
Totals	3	4	7	0-0	0-0	0	2	0	0

### KATULA'S TACKLES BY GAME

**2001 SEASON:** Virginia (0-1=1)

**2002 SEASON:** UNLV (1-0=1); Iowa (0-2=2)

**2003 SEASON:** West Virginia (1-0=1); Purdue (1-0=1); Northwestern (0-1=1)

## 64 Danny Kaye

OL, 6-8, 318, So./Fr.  
New Berlin, Wis. (Eisenhower)




**2003:** Redshirted ... **High School:** listed among top 40 players in Midwest by *SuperPrep* ... ranked among top 50 players in Midwest, top 30 tight ends nationally and top five players in Wisconsin by Rivals.com ... *PrepStar* all-region selection ... captained football team as a senior while earning All-America and All-Midwest honors ... three-time all-conference choice in football ... helped lead team to 2002

conference title and into state Division 3 quarterfinals in 2001 and 2002 ... career statistics included 328 tackles (44 TFLs and 24 QB sacks) and 12 forced fumbles ... played on offensive line that paved the way for three straight 1,000-yard rushers ... four-year basketball letterwinner who was team MVP and all-conference selection as a junior when he helped lead team to state regional title ... played varsity hoops as a freshman ... coached by Jeff Setz at New Berlin's Eisenhower High ... **Personal:** born 9/6/84 ... major is communication arts ... parents are Robert Kaye and Donna Ohm.

## 56 Brandon Kelly

LB, 6-4, 233, So./Fr.  
Bedford, Ohio (Bedford)




**2003:** Redshirted ... **High School:** listed among top 85 players in Midwest by *SuperPrep* ... ranked among top 45 outside linebackers nationally by Rivals.com ... rated No. 2 linebacker in Ohio by Bill Kurelic and No. 6 athlete in the Midwest by *Student Sports* his senior year ... 2002 state finalist for Wendy's High School Heisman ... National Honor Society member ... football team captain as junior and

senior ... career prep totals include 1,300 all-purpose yards, 150 tackles, four interceptions and five forced fumbles ... rushed for 500 yards, made 60 tackles, forced three fumbles and registered one interception as a senior ... 350 yards rushing and 40 tackles as a junior ... lettered in football, baseball and track ... coached by Jim Hodakeovic at Bedford High ... same city that produced former Badger stars Chris Chambers (now with Miami Dolphins) and Lee Evans (Buffalo Bills) ... **Personal:** born 2/23/85 ... major is engineering mechanics ... parents are Bennie and Lucretia.

## 60 Luke Knauf

OL, 6-4, 312, So./Fr.  
Stratford, Wis. (Stratford)



2003: Redshirted ... **High School:** ranked among top 40 offensive tackles in the nation, top 85 players in the Midwest and top four players in Wisconsin by Rivals.com ... listed among top 25 interior linemen nationally by Tom Lemming ... *PrepStar* all-region selection ... named state's offensive player of the year by Wisconsin Football Coaches Association ... first-team all-state selection by Associated

Press and *Milwaukee Journal Sentinel* in 2002 ... two-time Marawood Conference lineman of the year ... team captain and MVP his senior year ... 99 total tackles, including four QB sacks and five TFLs, along with three forced fumbles and two fumble recoveries in 2002 ... four-year honor roll student and member of National Honor Society ... lettered in football, track and basketball ... coached by Cal Tackes at Stratford High ... **Personal:** born 3/13/84 ... major is kinesiology ... parents are Thomas and Carol.

## 20 Derek Konkol

DB, 5-9, 182, Jr./Fr.  
Amherst, Wis. (Amherst)




2003: Redshirted ... **High School:** Central Wisconsin Conference co-Offensive Player of the Year as a senior ... rushed for 325 yards on 14 carries with six touchdowns in a game during his final season ... team MVP each of his last two seasons ... team captain as a senior ... also competed in track and wrestling ... member of state champion 4x100 meter relay squad his senior year, while qualifying in the long jump

... coached in football by Harry Page at Amherst ... class salutatorian ... **Personal:** born 1/19/84 ... major is biology ... parents are Russell and Linda.

## 27 Brad Lantagne

DB, 6-2, 191, So./Fr.  
Green Bay, Wis. (Bay Port)



2003: Redshirted ... **High School:** earned all-conference honors as a senior ... totaled 99 tackles, three sacks, four interceptions, five blocked punts and eight forced fumbles during his final season as a prep ... football National Merit Award winner ... received all-conference mention in track his senior season ... became the only student-athlete in school history to earn conference championships in four different

sports ... member of six conference champion teams during his four years ... coached in football by Mike Williquette at Bay Port

... honor roll student ... **Personal:** born 10/7/84 ... major is undeclared ... parents are Roger and Julie.

## 76 Matt Lawrence

OL, 6-5, 282, Sr./Jr.  
Millsboro, Del. (Sussex Central)




2003: Earned first varsity letter as reserve on offensive line ... 2002: reserve offensive lineman who did not letter ... named scout team offensive P.O.W. vs. Iowa ... 2001: redshirted ... earned UW's offensive scout team player of the week honor for Western Kentucky game ... **High School:** *Super Prep* and *PrepStar* regional All-American at Sussex Central ... two-time all-state, including first-team honors as a senior ... three-

year starter as prep ... captain as a senior ... led school to first-ever state finals appearance ... member of National Honor Society ... maintained a 3.9 GPA ... coach was John Wells... **Personal:** born 11/10/82 ... major is history ... parents are Theo and Sharon.

## 18 Jim Leonhard

DB, 5-8, 183, Sr./Sr.  
Tony, Wis. (Flambeau)



Preseason first-team All-America choice by *Lindy's* and a second-team selection by *Athlon's* and *Street & Smith's* ... team captain for second straight season ... has played in 39 games, including starts in last 27 straight ... has more interceptions (18) than any other Division I player the past two seasons combined ... his 18 interceptions are tied for second all-time at UW (the record of 21 is held by 2000 Thorpe Award

winner Jamar Fletcher) ... 37 pass breakups rank fifth in school history ... school-record 12.9-yard punt return average and is No. 2 on all-time UW punt return yardage list (needs 104 yards to take over top spot) ... only the fourth player in school history with three career punt returns for TD ... 2003: earned third varsity letter ... started all 13 games at free safety ... team captain ... consensus first-team All-Big Ten ... first-team All-American according to ESPN.com ... CoSIDA second-team Academic All-American ... Academic All-Big Ten ... UW's special teams player of the year for the second straight season ... named Big Ten Player of the Week on defense and on special teams ... led conference with seven interceptions ... team high-tying 98 tackles ... second on team and T5th in Big Ten with 12 pass breakups ... second in Big Ten and No. 8 nationally with 13.8-yard punt return average ... only the third player in school history with two punt returns for a TD in a season (at Penn State and vs. Purdue) ... school-record 470 punt return yards broke the former school record of 434 yards that he set in 2002 ... career-high 19 tackles at Northwestern ... named to Bronko Nagurski (nation's top defensive player) preseason watch list ... ranked by *The Sporting News* as the No. 13 free safety and No. 18 return man in the nation heading into 2003 campaign ... *Lindy's* rated him the No. 4 safety in the nation entering 2003 ... second-team presea-

son All-American by *Athlon's* and *Lindy's* and honorable mention preseason All-American by collegefootballnews.com ... **2002:** earned second varsity letter as a walk-on ... started all 14 games at strong safety ... first-team All-American according to CNN/SI.com ... second-team Walter Camp All-American and third-team Associated Press All-American ... first-team All-Big Ten by media and second-team choice by coaches ... voted by teammates as UW's first sophomore team MVP since 1947 ... starter all season at strong safety ... named team's special teams player of the year ... led nation with Big Ten record-tying 11 interceptions (0.79 per game) ... led Big Ten (and ranked 10th nationally) with school record-tying 25 pass breakups ... ranked No. 2 in Big Ten in punt return average (12.1) ... set school record with 434 punt return yards ... named to Verizon Academic All-District 5 team ... Academic All-Big Ten ... No. 2 on team in tackles with 99 ... intercepted two passes vs. Fresno State, Illinois and Minnesota ... named Big Ten Defensive Player of the Week for performance vs. Fresno State (two INTs, six tackles, five pass breakups) ... his five PBUs vs. Bulldogs tied for second-most ever in a game by a Badger ... then career-high 10 tackles vs. Penn State and Iowa ... forced a fumble vs. Illinois and recovered a fumble at Michigan ... also returned a punt 39 yards for touchdown at Michigan ... three-time UW defensive player of the week and four-time special teams P.O.W. ... won starting job at SS during fall camp ... **2001:** earned first varsity letter ... true freshman walk-on who saw action in all 12 games on special teams ... made 12 tackles ... earned team's special teams player of the week accolade for his performance vs. Michigan State ... then career-high three tackles in season finale at Minnesota ... had at least one stop in eight of 12 games ... **High School:** a 2001 graduate of Flambeau High ... two-time first-team all-state selection who captained team as a junior and senior ... team MVP as a senior ... registered eight interceptions and made 120 tackles as a senior ... a WIAA scholar-athlete ... **Personal:** born 10/27/82 ... kinesiology major ... parents are Don and Debbie.

#### LEONHARD'S CAREER STATISTICS

Year	UT	AT	Tot.	TFL	Sacks	FC	FR	Int	PD
2001	5	7	12	0-0	0-0	0	0	0	0
2002	70	29	99	1-2	0-0	1	1	11	25
2003	63	35	98	4-14	1-8	0	1	7	12
Totals	138	71	209	5-16	1-8	1	2	18	37

#### LEONHARD'S TACKLES BY GAME

**2001 SEASON:** Virginia (1-0=1); Oregon (0-1=1); Fresno State (1-0=1); Penn State (0-1=1); Illinois (2-0=2); Michigan State (0-1=1); Iowa (1-1=2); Minnesota (0-3=3)  
**2002 SEASON:** Fresno State (4-2=6); UNLV (5-2=7); West Virginia (6-1=7); Northern Illinois (7-2=9); Arizona (3-3=6); Penn State (6-4=10); Indiana (7-2=9); Ohio State (4-2=6); Michigan State (6-0=6); Iowa (9-1=10); Illinois (4-2=6); Michigan (6-1=7); Minnesota (2-2=4); Colorado (1-5=6)

**2003 SEASON:** West Virginia (9-1=10); Akron (5-4=9); UNLV (4-4=8); North Carolina (1-3=4); Illinois (4-2=6); Penn State (4-0=4); Ohio State (4-0=4); Purdue (5-0=5); Northwestern (8-11=19); Minnesota (8-3=11); Michigan State (7-1=8); Iowa (1-4=5); Auburn (3-2=5)

#### LEONHARD'S CAREER PUNT RETURN STATISTICS

Year	No.	Yds.	TD	Avg/R	Long
2001	0	0	0	---	0
2002	36	434	1	12.1	39
2003	34	470	2	13.8	65
Total	70	904	3	12.9	65

#### LEONHARD'S PUNT RETURNS BY GAME

**2002 SEASON:** Fresno State (5-38); UNLV (5-60); West Virginia (7-98); Northern Illinois (3-29); Arizona (2-42); Penn State (1-13); Ohio State (2-23); Michigan State (2-4); Iowa (1-10); Michigan (5-97, 1 TD); Minnesota (2-24); Colorado (1-(-4))

**2003 SEASON:** West Virginia (3-32); Akron (2-32); UNLV (2-29); North Carolina (3-11); Illinois (1-18); Penn State (3-82, 1 TD); Ohio State (2-26); Purdue (3-99, 1 TD); Northwestern (5-39); Minnesota (1-24); Michigan State (3-36); Iowa (3-7); Auburn (3-35)

## 61 Mike Lorenz

OL, 6-5, 315, Sr./Sr.

Manitowoc, Wis. (Lutheran)




**2003:** Earned second varsity letter ... started all season at right tackle ... Academic All-Big Ten for second straight season ... **2002:** earned first varsity letter ... played in 12 of 14 games ... reserve offensive lineman saw action at tight end (wearing No. 89) in final six games ... Academic All-Big Ten ... **2001:** saw limited action in two games (vs. Indiana and Michigan State) ... **2000:** redshirted ... spent his rookie campaign taking repetitions with the second string ...

**High School:** first-team all-state on offense and defense at Lutheran ... honorable mention All-America accolades from *USA Today* ... area offensive and defensive player of the year ... captain and MVP as a senior ... played in Shrine Game ... made 96 tackles in final prep season ... three-time state champ (Div. 2) in shot put and discus ... two-time all-conference choice in basketball ... 3.0 GPA ... coach was Fred Heiderich ... **Personal:** born 8/26/81 ... history major ... parents are Edward and Diane.

## 54 Lyle Maiava

DL, 6-2, 309, Sr./Jr.

Honolulu, Hawaii (St. Louis)



**2003:** Reserve on defensive line ... did not letter ... **2002:** reserve defensive lineman who did not letter ... two-time scout team defensive player of the week ... **2001:** red-shirted ... earned UW's defensive scout team player of the week honor for Ohio State game ... **High School:** Rivals100.com and *SuperPrep* all-region selection at St. Louis ... made *Honolulu Advertiser* and *Star Bulletin* all-state teams as a senior ... made

Samoa International elite team twice ... two-time all-state ... 14 quarterback hurries as a senior when school was 14-1 ... averaged only two quarters of playing time per game in 2000 ... career-best 56 tackles (15 behind the line) in junior season ... four-time honor roll ... 3.5 grade-point average ... senior class president ... coach was Cal Lee ... **Personal:** born on 9/10/82 ... major is agricultural journalism ... parents are Leatrice and Isaako.

## 59 Victor Meckstroth

LB, 6-1, 250, Jr./So.

Mequon, Wis. (Homestead)




2003: Reserve linebacker who did not letter ... 2002: redshirted ... **High School:** first-team all-state selection as a senior, collecting 119 tackles, including 20 for loss, and seven pass breakups ... first-team all-conference, first-team all-area, team MVP and conference linebacker of the year as both a junior and senior ... team captain and conference defensive player of the year his final season ... played in the Wisconsin

Shrine North/South All-Star Game following his senior year ... started on the 1999 Wisconsin Division I state championship team as a sophomore ... earned three varsity letters in football and two in baseball ... played football for Coach Dave Keel ... honor roll student ... **Personal:** born 3/17/84 ... major is communication arts ... parents are Kurt and Jodeen ... father played college football at Army ... uncle, Jim Meckstroth, played football at Ohio State and grandfather, Jim Meckstroth, played at Michigan State.

## 95 Joe Monty

DL, 6-2, 257, Jr./So.

Ft. Collins, Colo. (Ft. Collins)



2003: Earned first varsity letter ... played in 12 of 13 games as reserve DL ... Academic All-Big Ten ... made nine tackles, including three vs. both 24th-ranked Minnesota and 17th-ranked Iowa ... joined football team in January of 2003 ... **High School:** All-Midlands selection by Tom Lemming's *Prep Football Report* and *Super Prep* ... first-team all-conference and second-team all-state as a senior ... first-team all-state in baseball as

a junior ... squad's defensive MVP ... saw action at TE, LB, FB and DL ... four-year letterwinner in football and three timer in baseball ... 98 tackles and three fumble recoveries as a senior ... suffered a broken leg as a junior ... three-year academic honoree ... 3.8 GPA ... played for Coach Tim Monty, his father ...

**Personal:** born 3/22/84 ... parents are Tim and Kathy ... brother, Pete, is Wisconsin's career tackle leader ... father played college football at Notre Dame ... major is business.

### MONTY'S CAREER STATISTICS

Year	UT	AT	Tot.	TFL	Sacks	FC	FR	Int	PD
2003	3	6	9	0-0	0-0	0	0	0	0
Totals	3	6	9	0-0	0-0	0	0	0	0


### MONTY'S TACKLES BY GAME

**2003 SEASON:** Akron (1-1=2); Minnesota (2-1=3); Michigan State (0-1=1); Iowa (0-3=3)

## 31 R.J. Morse

P, 6-1, 246, Sr./Sr.

Waipahu, Hawaii (Iolani)



Veteran is sixth on Wisconsin's career list for punting yards with 6,451 ... **2003:** earned third varsity letter ... 40.7-yard average on 62 punts ... season-high 48.0-yard average on four attempts in win over North Carolina ... longest punt of season was 52-yarder in Music City Bowl vs. Auburn ... dropped 15 punts inside opponents' 20-yard line ... **2002:** earned second varsity letter ... team's starting punter the entire

season ... 37.4-yard average on school-record 74 attempts ... dropped 24 punts inside opponents' 20-yard line ... averaged 41.6 yards on nine punts (included 55-yarder) in win over Northern Illinois ... season-long 56-yard punt vs. Penn State ... twice named UW special teams P.O.W. ... **2001:** earned first varsity letter as a true freshman ... appeared in six games ... injured hamstring at Oregon caused him to miss five games ... compiled 41.6-yards-per-punt average on 28 attempts ... had six punts of 50 yards or longer ... pinned opponents inside their 20-yard line seven times (including five vs. Michigan State) ... named UW's special teams player of the week after averaging 58.5 yards on two punts (including a career-long 68-yarder) at Illinois ... punted six times for 45.7-yard average in his collegiate debut at seventh-ranked Oregon ... had boots of 63, 61 and 53 yards vs. Ducks ... **High School:** a 2001 graduate of Iolani High ... two-time, first-team all-state selection ... 43.2-yard punting average for his career ... also participated in soccer, baseball and track ... coach was Wendell Look ... **Personal:** born 9/1/83 ... major is history ... parents are Robert and Veronica.

### MORSE'S CAREER STATISTICS

Year	Att.	Yds.	Avg.	Long	50+	120
2001	28	1,165	41.6	68	6	7
2002	74	2,765	37.4	56	4	24
2003	62	2,521	40.7	52	5	15
Totals	164	6,451	39.3	68	15	46

### MORSE'S PUNTING BY GAME


**2001 SEASON:** Oregon (6-45.7); Illinois (2-58.5); Michigan State (6-30.5); Iowa (3-41.7); Michigan (6-39.7); Minnesota (5-45.6)

**2002 SEASON:** Fresno State (4-35.8); UNLV (5-35.2); West Virginia (7-38.9); Northern Illinois (9-41.6); Arizona (7-36.3); Penn State (5-40.6); Indiana (4-37.0); Ohio State (5-35.6); Michigan State (3-40.3); Iowa (8-36.3); Illinois (5-37.2); Michigan (6-35.5); Minnesota (1-27.0); Colorado (5-36.0)

**2003 SEASON:** West Virginia (5-40.2); Akron (4-41.0); UNLV (4-37.8); North Carolina (4-48.0); Illinois (2-39.5); Penn State (7-41.9); Ohio State (6-40.0); Purdue (5-41.8); Northwestern (8-40.8); Minnesota (3-40.0); Michigan State (3-38.7); Iowa (7-39.4); Auburn (4-38.5)

## 89 Joel Nellis

TE, 6-4, 246, Sr./Jr.  
Madison, Wis. (Memorial)




**2003:** Did not letter in role as reserve tight end ... **2002:** reserve tight end who did not letter ... earned offensive scout team P.O.W. honors vs. Indiana ... **2001:** redshirted ... **High School:** a 2001 graduate of Madison Memorial High ... honorable mention all-state and second-team all-conference defensive back ... team captain as a senior ... 46 tackles and five interceptions in final season ... National Honor Society ... coach

was Gary Kolpin ... **Personal:** born 7/16/82 ... major is kinesiology ... parents are Bob and Mary.

## 9 Jonathan Orr

WR, 6-3, 183, Sr./Jr.  
Detroit, Mich. (Henry Ford)



**2003:** Earned second varsity letter ... saw action in all 13 games, including start in four-receiver set vs. 17th-ranked Iowa ... caught seven passes (one in seven different games) for 117 yards ... rated by *Lindy's* as No. 18 wide receiver in the nation heading into 2003 campaign ... **2002:** earned first varsity letter ... played in all 14 games, including 13 starts (only non-start was game in which UW lined up in two tight

end formation) ... second-team freshman All-American by *The Sporting News* ... first-team freshman All-Big Ten selection by *The Sporting News* ... named UW's rookie of the year ... team-high 842 receiving yards set school freshman record, were second-most ever by a Big Ten freshman and rank fourth on all-time UW single-season list ... ranked No. 3 nationally among freshmen in receiving yards ... second on team with 47 receptions and tied for seventh on UW all-time single-season list ... eight TD receptions tied UW freshman record and tied for second-most in school history for a single season ... his five-game TD reception streak tied with Al Toon (1983) for second-longest in UW history ... caught at least one pass in every regular-season game ... two 100-yard games, including school freshman record 150 yards in win at UNLV ... two-time UW offensive player of the week ... his 17.9-yards-per-catch average ranked sixth on UW single-season list ... caught career-high seven passes twice ... career-long reception of 43 yards in victory over West Virginia ... **2001:** redshirted ... earned UW's offensive scout team player of the week for Michigan game ... **High School:** All-American by *PrepStar* and *Super Prep* at Henry Ford ... top-30 wide receiver according to *PrepStar* ... top-100 prospect nationally by CBS Sportsline ... first-team all-state (and No. 7 prospect in Michigan) according to *Detroit News* ... averaged 30.1 ypc with 25 grabs for 753 yards and 11 TDs in senior season ... earned all-city honors with 30 receptions for 705 yards and 10 TDs as junior ... ran the 100 in 10.6 seconds ... class president ... coach was Mike Marshall ... **Personal:** born 3/20/83 ... human ecology major ... parents are Larry and Linda.

### ORR'S CAREER STATISTICS

Year	Rec.	Yds.	TD	Avg/C	Long
2002	47	842	8	17.9	43
2003	7	117	0	16.7	30
Total	54	959	8	17.8	43

### ORR'S RECEIVING BY GAME

**2002 SEASON:** Fresno State (2-41); UNLV (7-150, 1 TD); West Virginia (5-94, 2 TD); Northern Illinois (1-22); Arizona (7-90, 1 TD); Penn State (4-62, 1 TD); Indiana (2-30, 1 TD); Ohio State (4-107, 1 TD); Michigan State (4-63, 1 TD); Iowa (6-83); Illinois (3-50); Michigan (1-14); Minnesota (1-14)

**2003 SEASON:** Akron (1-30); UNLV (1-21); North Carolina (1-14); Penn State (1-5); Ohio State (1-22); Northwestern (1-6); Auburn (1-19)

## 99 Justin Ostrowski

DL, 6-5, 284, So./Fr.  
Portage, Wis. (Portage)



**2003:** Redshirted ... **High School:** senior year honors included: *Parade* All-American, Wisconsin Football Coaches Association co-defensive player of the year (with fellow UW recruit Joe Thomas), Gatorade state player of the year, unanimous first-team all-state selection, *PrepStar* Eastbay Top 100 Dream Team, *SuperPrep* All-America team, Tom Lemming's national Top 100 list, Rivals.com's national The Rivals 100 list ...

ranked as No. 8 defensive tackle in the nation by Tom Lemming ... No. 2 defensive end in the nation, No. 4 player in the Midwest and No. 1 player in Wisconsin according to Rivals.com ... four-time all-conference and all-region choice in football ... team captain and MVP in 2002 ... career statistics include 318 total tackles, 30 QB sacks, 28 TFLs, one interception and a TD ... had 108 tackles, 14 QB sacks and 15 TFLs his senior year ... four-year letterwinner in basketball and was first-team all-conference in hoops as a sophomore and junior ... earned two track letters and one baseball letter ... second-team all-conference baseball player as a sophomore ... coached by Jeff Wiessinger at Portage High ... **Personal:** born 9/14/84 ... major is undecided ... parents are Jim and Kim.

## 85 Tony Paciotti

TE, 6-4, 264, Sr./Sr.  
Jessup, Pa. (Valley View)



Has started 19 games at tight end during his career ... **2003:** earned third varsity letter ... saw action in all 13 games, including 10 starting nods at tight end ... only reception of his career went for 18 yards vs. North Carolina ... also played on special teams ... **2002:** earned second varsity letter ... played in all 14 games, including nine starts (three in double tight end formations and the last seven games as lone TE) ... no

pass receptions ... also played on special teams ... **2001:** earned first varsity letter ... played in eight of 12 games ... missed four games in middle of season with shoulder injury ... served as backup to All-Big Ten tight end Mark Anelli prior to injury ...

**2000:** redshirted ... **High School:** two-time all-area choice at Valley View ... made *Prep Football Report* and *PrepStar* all-east teams ... second-team all-state by A.P. ... top-25 player in Pennsylvania according to *Super Prep* ... 160 career stops ... caught eight passes for 170 yards in 1999 ... honor roll ... coach was Frank Pazzaglia ... **Personal:** born 4/14/82 ... sociology major ... parents are Eugene and Debra.

#### PACIOTTI'S CAREER STATISTICS

Year	Rec.	Yds.	TD	Avg/C	Long
2003	1	18	0	18.0	18
Total	1	18	0	18.0	18

#### PACIOTTI'S RECEIVING BY GAME

**2003 SEASON:** North Carolina (1-18)

## 52 Jason Palermo

OL, 6-3, 285, Sr./Jr.

Madison, Wis. (Edgewood)



**2003:** Earned first varsity letter ... listed as No. 2 center on depth chart ... earned Academic All-Big Ten honors ... **2002:** reserve offensive lineman who did not letter ... **2001:** redshirted ... switched from defensive to offensive line ... named UW's scout team offensive player of the year ... earned UW's co-offensive scout team player of the week honor for Virginia game ...

**High School:** a top-100 prospect in the midwest by Tom Lemming's *Prep Football Report* at Edgewood ... first-team all-state on defense by media and coaches as a senior ... nearly 100 tackles with eight sacks, five passes tipped and four forced fumbles as a senior ... credited with 85 tackles, eight for losses, and 12 pancake blocks in junior season ... coach was Al Minneart ... GPA of 3.0 ... **Personal:** born 10/16/82 ... major is agricultural journalism ... parents are John and Donna ... son of UW assistant head coach John Palermo.

## 84 Jason Pociask

TE, 6-3, 249, Sr./Jr.

Plainfield, Ind. (Plainfield)



**2003:** Earned second varsity letter ... played in all 13 games as backup TE and on special teams ... made five starts in two-tight end sets ... Academic All-Big Ten selection ... nominated for CoSIDA Academic All-America honors ... only reception of his career went for five yards at Illinois ... **2002:** earned first varsity letter in reserve role and on special teams ... UW Athletic Board Scholar ... **2001:** redshirted

... earned UW's offensive scout team player of the week honor for Michigan State game ... **High School:** one of the top 100 players in the midlands according to *Prep Football Report* at Plainfield ... made *Bloomington Herald-Times* "Top 33" team, Associated Press all-state and 4A defensive player of the year in 2000 ... team offensive MVP his senior year ... school was state

runner-up with a 14-1 record in senior season ... career totals of 47 receptions for 721 yards ... caught 30 passes for 641 yards (21.4 ypc) as a senior ... made 128 tackles as a senior ... blocked three kicks in 2000 ... father, Mike, was school's offensive line coach ... academic all-state and mid-state academic all-conference twice ... coach was Chuck Schwaneckamp ... **Personal:** born 2/9/83 ... kinesiology major ... parents are Michael Pociask and Donna Brown.

#### POCIASK'S CAREER RECEIVING STATISTICS

Year	Rec.	Yds.	TD	Avg/C	Long
2003	1	5	0	5.0	5
Total	1	5	0	5.0	5

#### POCIASK'S RECEIVING BY GAME

**2003 SEASON:** Illinois (1-5)

## 55 Adam Purcell

LB, 6-1, 230, So./Fr.

Oak Creek, Wis. (Milwaukee Marquette)



**2003:** Redshirted ... **High School:** first-team all-conference selection and team captain as a senior ... earned two varsity letters in football ... also played hockey, serving as team captain as both a junior and senior while earning four varsity letters ... coached in football by Dick Basham at Marquette University High ... National Honor Society member ... graduated with honors ... **Personal:** born 10/8/84 ... major

is undeclared ... parents are Jim and Aggie.

## 53 Donovan Raiola

OL, 6-3, 280, Sr./Jr.

Honolulu, Hawaii (Kamehameha)




Named to 2004 preseason watch list for the Dave Rimington Trophy (college football's top center) and Outland Trophy ... **2003:** earned first varsity letter ... started all 13 games at center ... consensus honorable mention All-Big Ten selection ... first sophomore to start at center for Badgers since Casey Rabach in 1998 ... **2002:** reserve offensive lineman earned first varsity letter ... played in five games, including starting

nod (right guard for injured Jonathan Clinkscale) at Iowa ... also saw action vs. Illinois, at Michigan State and at Michigan ... first collegiate action vs. West Virginia ... **2001:** redshirted ... **High School:** *PrepStar* and *Student Sports* regional All-American at Kamehameha ... regional all-star by Tom Lemming's *Prep Football Report* and *Rivals100.com* ... first-team all-state selection by *Honolulu Advertiser* and *Star Bulletin* ... biggest sports thrill was helping school defeat St. Louis High School, the state's top-ranked team ... team captain his senior year ... 3.2 GPA ... coach was Kanani Souza ... **Personal:** born 12/13/82 ... major is agricultural business ... parents are Tony and Wendy ... brother of Nebraska All-American, 2000 Outland Trophy finalist and Detroit Lion Dominic Raiola.

## 22 Roderick Rogers

DB, 6-2, 186, So./So.  
Stone Mountain, Ga. (Stephenson)



2003: Earned first varsity letter ... saw action as a reserve DB and on special teams ... made six tackles, including two apiece vs. third-ranked Ohio State and 13th-ranked Purdue ... **High School:** listed among top 40 safeties in the nation and players in Georgia by Rivals.com ... Class 5A honorable mention all-state choice by *Atlanta Journal-Constitution* in 2002 ... two-year team captain and MVP as a senior ...

261 career tackles, along with 13 interceptions, four forced fumbles, three fumble recoveries and four touchdowns ... five interceptions and three TDs his senior year ... lettered in track, football and wrestling ... two-time honor roll student ... coached by Ron Gartrell at Stephenson High ... **Personal:** born 9/7/84 ... major is undecided ... parents are Roy and Althea.

### ROGERS' CAREER STATISTICS


Year	UT	AT	Tot.	TFL	Sacks	FC	FR	Int	PD
2003	2	4	6	0-0	0-0	0	0	0	0
Totals	2	4	6	0-0	0-0	0	0	0	0

### ROGERS' TACKLES BY GAME

**2003 SEASON:** Penn State (1-0=1); Ohio State (0-2=2); Purdue (1-1=2); Minnesota (0-1=1)

## 37 Greg Root

FB, 6-2, 262, Sr./Jr.  
Palmdale, Calif. (Highlands)




2003: Earned first varsity letter as backup fullback ... 2002: reserve linebacker who did not letter ... switched to fullback in spring ... 2001: redshirted ... earned UW's defensive scout team player of the week honor for Fresno State and Minnesota games ... **High School:** first-team all-area by *Los Angeles Times* as a senior at Highland ... football MVP and winner of Mr. Bulldog Award (given for on and off-

field contributions) ... attended Nike combine and bench pressed 185 pounds for 33 repetitions (best at the camp) ... made 156 tackles, 26 for losses, with seven forced fumbles in 2000 ... career total of 312 total stops (42 for loss) in three-year career ... set school records in the shot put and discus and placed in 200 meters at one track meet as a prep ... wrestled one year and was league champ ... member of the National Honor Society ... made Who's Who Among American High School Students ... president of Project 2000, a school-sponsored safety program ... coach was Lin Parker ... **Personal:** born 10/5/82 ... major is history ... parents are Jim and Merilee.

## 21 Levonne Rowan

DB, 6-1, 191, Jr./Jr.  
Erie, Pa. (Mercyhurst Prep)



2003: Earned second varsity letter ... played in 12 of 13 games, including nine starts ... also played on special teams ... Academic All-Big Ten ... eighth on team with 45 tackles ... tied for third on team with six pass breakups ... ran the 100 meters with Badger track team in spring of 2004 ... 2002: earned first varsity letter ... played in 10 of 14 games mainly on special teams ... joined Badger track team for out-

door season ... **High School:** *Super Prep* All-Northeast pick and *PrepStar* and *Prep Football Report* All-East honoree ... named to Rivals.com Top 100 list in the East ... earned first-team all-conference honors his final three seasons and was first-team all-state as a junior and senior ... team's Most Valuable Defensive Player twice ... three-year team captain ... intercepted 10 passes in junior season and four as a senior when foes threw away from him ... career total of 21 interceptions ... Class 2A state champ in 100 (10.5 seconds) and 200 meters (21.5) as a junior ... played for Coach Jeff Nichols ... **Personal:** born 11/2/82 ... parents are Levonne and Victoria ... major is human ecology.

### ROWAN'S CAREER STATISTICS


Year	UT	AT	Tot.	TFL	Sacks	FC	FR	Int	PD
2002	0	0	0	0-0	0-0	0	0	0	0
2003	25	20	45	1-2	0-0	0	0	0	6
Total	25	20	45	1-2	0-0	0	0	0	6

### ROWAN'S TACKLES BY GAME

**2003 SEASON:** UNLV (0-2=2); North Carolina (6-1=7); Illinois (1-2=3); Penn State (5-0=5); Ohio State (4-4=8); Purdue (6-4=10); Northwestern (1-2=3); Minnesota (0-1=1); Auburn (2-4=6)

## 14 Dontez Sanders

DB, 6-1, 208, Sr./Jr.  
Bedford, Ohio (Chanel)



2003: Earned second varsity letter ... saw action in all 13 games primarily as a solid special teams contributor ... made seven tackles, including career high-tying three in win over Akron ... 2002: earned first varsity letter ... played in 12 of 14 games on special teams and as reserve defensive back ... saw action in defensive backfield against Michigan, tying a career-high with three tackles ... also had three tackles against

Fresno State ... switched from wide receiver to DB ... 2001: red-shirted ... earned UW's offensive scout team player of the week honor for Fresno State and Ohio State games (only offensive scout teamer to earn more than one player of the week accolade in 2001) ... **High School:** All-America selection by *PrepStar* at Chanel ... four-time all-conference choice in football and two-time all-state ... captain and team MVP three times ... had 2,028 career receiving yards, including 850 as a senior ... made 37 receptions for 734 yards and averaged 8.5 yards per rush as a

junior ... intercepted seven passes and made 80 tackles as a junior ... as a sophomore, he accounted for nearly 1,000 total yards (572 passing, 391 rushing) ... six interceptions as sophomore ... coach was Jeff Rotsky ... brother, Darnell, played tight end at Ohio State ... same hometown as former Badger stars Chris Chambers and Lee Evans ... **Personal:** born 11/1/82 ... major is human ecology ... parents are Larry and Donna.

#### SANDERS' CAREER STATISTICS

Year	UT	AT	Tot.	TFL	Sacks	FC	FR	Int	PD
2002	8	4	12	0-0	0-0	0	0	0	0
2003	4	3	7	0-0	0-0	0	0	0	0
Total	12	7	19	0-0	0-0	0	0	0	0


#### SANDERS' TACKLES BY GAME

**2002 SEASON:** Fresno State (2-1=3); West Virginia (1-1=2); Arizona (0-1=1); Penn State (1-0=1); Ohio State (1-0=1); Michigan State (1-0=1); Michigan (2-1=3)  
**2003 SEASON:** Akron (1-2=3); North Carolina (1-0=1); Illinois (1-0=1); Michigan State (1-0=1); Iowa (0-1=1)

## 30 Dwayne Smith

RB, 5-11, 225, Jr./Jr.

Chicago, Ill. (Hales Franciscan)



**2003:** Earned second varsity letter ... saw action in all 13 games, including five starts (replacing injured Anthony Davis) ... honorable mention All-Big Ten by coaches ... team's leading rusher (eighth in Big Ten) with 857 yards and nine TDs on 165 carries (5.2 yds. per carry) ... named Big Ten Offensive Player of the Week after 193-yard, three-TD performance at Illinois ... rushed for career-high 207 yards and three

TDs vs. 21st-ranked Michigan State ... had career-long 60-yard run vs. Spartans ... 34-yard TD carry vs. Akron was longest scoring run of his career ... **2002:** earned first varsity letter as a true freshman ... played in 13 of 14 games, including start at RB vs. Illinois ... his 552 rushing yards rank as fourth-most ever by a Badger freshman (behind only Ron Dayne, Anthony Davis and Alan Ameche) ... four pass receptions for 27 yards ... then career highs of 28 carries, 122 yards rushing and two TDs in only starting assignment vs. Illinois (named UW offensive player of the week for that performance) ... gained 110 yards and a TD on just 14 attempts in win at Michigan State ... **High School:** top 10 running back in the Midwest by *Prep Star* ... All-Midwest mention by *Prep Football Report* and *Super Prep* ... all-state and all-conference selection ... two-time team MVP and three-time team captain ... school records for career rushing yards (3,296) and touchdowns (34) ... rushed for 1,589 yards and 16 TDs as a senior ... lists his 323-yard, five-touchdown rushing performance in one game as his biggest sports thrill ... registered 163 tackles, nine QB sacks and five fumble recoveries during his career as a defensive back ... academic all-state honoree and National Honor Society member ... ranked No. 1 academically in high school class ... played for Coach Derrell Sanders ... **Personal:** born 4/3/84 ... parents are Michael Smith and Debra Hudson ... major is agricultural journalism.

#### SMITH'S CAREER RUSHING STATISTICS

Year	Att.	Yds.	TD	Avg/C	Long
2002	110	552	6	5.0	39
2003	165	857	9	5.2	60
Totals	275	1,409	15	5.1	60

#### SMITH'S RUSHING BY GAME

**2002 SEASON:** UNLV (7-38, 1 TD); West Virginia (9-38, 1 TD); Northern Illinois (2-8); Arizona (13-60); Penn State (6-42); Indiana (11-53, 1 TD); Ohio State (7-41); Michigan State (14-110, 1 TD); Iowa (4-14); Illinois (28-122, 2 TD); Michigan (1-2); Minnesota (3-9); Colorado (5-15)  
**2003 SEASON:** West Virginia (4-6); Akron (6-47, 1 TD); UNLV (18-92); North Carolina (15-73); Illinois (34-193, 3 TD); Penn State (9-56); Ohio State (5-(-1)); Purdue (3-3); Northwestern (10-31, 1 TD); Minnesota (7-30); Michigan State (21-207, 3 TD); Iowa (29-119, 1 TD); Auburn (4-1)

#### SMITH'S CAREER RECEIVING STATISTICS

Year	Rec.	Yds.	TD	Avg/C	Long
2002	4	27	0	6.8	12
2003	9	121	0	13.4	37
Total	13	148	0	11.4	37


#### SMITH'S RECEIVING BY GAME

**2002 SEASON:** Penn State (2-23); Indiana (1-0); Colorado (1-4)  
**2003 SEASON:** West Virginia (1-5); UNLV (2-48); Purdue (1-24); Minnesota (2-16); Michigan State (1-21); Iowa (1-1); Auburn (1-6)

## 97 Paul Standring

P/K, 6-1, 206, So./Fr.

Chicago, Ill. (St. Rita)




**2003:** Redshirted ... **High School:** honorable mention all-state and all-area selection as two-way starter (QB, DB, P, K) ... named *USA Today* National Player of the Week on Sept. 15, 2001 ... averaged 40.2 yards per punt ... lettered three years in football and two in baseball (captained both teams) ... member of National Honor Society ... played for Coach Todd Kuska at St. Rita ... **Personal:** born 10/13/84 ... major is kinesiology ... parents are Julie and Jay ... father played football at Notre Dame (1966-70) ... brother, J.J., punted and pitched at Northwestern (1997-01) ... uncle, Bob Standring, played football at Illinois ... uncle, Tom Omiecinski, played football at Miami (Fla.).

... parents are Julie and Jay ... father played football at Notre Dame (1966-70) ... brother, J.J., punted and pitched at Northwestern (1997-01) ... uncle, Bob Standring, played football at Illinois ... uncle, Tom Omiecinski, played football at Miami (Fla.).

## 32 Booker Stanley

RB, 5-10, 206, Jr./So.

Milwaukee, Wis. (Whitefish Bay)



2003: Earned first varsity letter ... played in 12 of 13 games as backup RB and had very productive campaign ... named team's rookie of the year ... rushed for 523 yards and five TDs ... three 100-yard rushing efforts, including career highs of 31 carries and 125 yards (and one TD) in upset win over third-ranked Ohio State ... joined Michigan star Chris Perry as the only two players to rush for 100 yards vs. Buckeyes

in 2003 ... 2002: redshirted ... scout team offensive P.O.W. for Penn State game ... **High School:** made Power Bar All-America team ... All-Midwest team member by Tom Lemming's *Prep Football Report* ... No. 3 running back prospect in the Midwest by *Prep Star* ... All-Midwest honoree as an "athlete" according to *Student Sports* ... *Milwaukee Journal Sentinel* Player of the Year and first-team all-state ... conference Player of the Year as a senior ... first-team all-conference honors twice ... team MVP in junior and senior years ... rushed for 2,036 yards (8.3 ypc) and 31 scores in senior year ... suffered no fumbles in nearly 250 carries as a senior ... rushed for more than 1,000 yards as a junior (1,447 and 15 TDs) and sophomore (1,213 and 12 TDs) ... biggest sports thrill was rushing for more than 300 yards and five touchdowns vs. Germantown ... earned 10 letters in football (four), track (four) and basketball (two) ... played for Coach Joe Wieland ... **Personal:** born 3/24/83 ... mother is Ramona Stanley ... major is community leadership.

### STANLEY'S CAREER RUSHING STATISTICS

Year	Att.	Yds.	TD	Avg/C	Long
2003	133	523	5	3.9	29
Totals	133	523	5	3.9	29

### STANLEY'S RUSHING BY GAME

**2003 SEASON:** Akron (3-11); UNLV (6-25); North Carolina (28-119, 3 TD); Illinois (12-55); Penn State (24-119, 1 TD); Ohio State (31-125, 1 TD); Purdue (1-(-2)); Northwestern (5-1); Minnesota (20-68); Michigan State (3-2)

### STANLEY'S CAREER RECEIVING STATISTICS

Year	Rec.	Yds.	TD	Avg/C	Long
2003	3	15	0	5.0	8
Total	3	15	0	5.0	8

### STANLEY'S RECEIVING BY GAME

**2003 SEASON:** Northwestern (1-2); Minnesota (2-13)

## 2 Scott Starks

DB, 5-10, 176, Sr./Sr.

St. Louis, Mo. (Hazelwood East)



Has started 36 of 39 games during his career ... ranks fourth in career pass breakups at UW with 42 ... has six career interceptions ... 2003: earned third varsity letter ... started 12 of 13 games ... Academic All-Big Ten ... second in Big Ten with team-high 19 pass breakups (tied for fourth-highest season total in school history) ... his 16 pass breakups in league play led the Big Ten ... sixth on team with 60 tackles ...

career-high four PBUs at Illinois (one of only nine players in school history with four PBUs in a game) ... season-high nine tackles in win over Akron ... member of Wisconsin track squad's 2004 outdoor Big Ten champion 4x100 relay team ... 2002: earned second varsity letter ... started all 14 games at left cornerback ... Verizon Academic All-District 5 selection ... Academic All-Big Ten ... third on team with 10 pass breakups ... 61 tackles ... only interception of season came at Michigan ... two fumble recoveries and two forced fumbles ... named UW's defensive



Four-year starting cornerback Scott Starks

P.O.W. for performances vs. Northern Illinois and Michigan ... joined Badger track team for outdoor season ... **2001:** earned first varsity letter ... played in all 12 games, including starting nod in the last 10 ... team high-tying three interceptions ... second on team in pass breakups with 10 and finished sixth on team in tackles with 64 ... made nine stops, including eight solos, against both Fresno State and Minnesota ... intercepted passes thrown by Fresno State's David Carr and Oregon's Joey Harrington (the No. 1 and No. 3 overall selections, respectively, in the 2002 NFL Draft) ... **High School:** PrepStar All-American as a senior at Hazelwood East ... 39 tackles and four interceptions as a senior ... rushed for 1,191 yards (9.9 ypc) and scored 24 TDs in 2000 ... had 16 kick returns for 726 yards as a senior ... 4,633 career all-purpose yards (including 2,521 yards rushing) with 49 TDs ... in one prep game, he had 464 all-purpose yards including two rushing TDs and two kick return scores ... four-year academic all-conference ... coach was Rick Gorzynski ... GPA of 3.9 and class rank of 24 (out of 420) ... same high school as former Badgers Jamar and Terrell Fletcher and current Badgers Brandon Williams and Jamal Cooper ... **Personal:** born 6/27/83 ... major is family and consumer journalism ... parents are Edward and Angela.

#### STARKS' CAREER STATISTICS

Year	UT	AT	Tot.	TFL	Sacks	FC	FR	Int	PD
2001	54	10	64	0-0	0-0	1	0	3-17	13
2002	40	21	61	0-0	0-0	2	2	2-46	10
2003	39	21	60	0.5-1	0-0	1	0	1-26	19
Totals	133	52	185	0.5-1	0-0	4	2	6-89	42

#### STARKS' TACKLES BY GAME

**2001 SEASON:** Virginia (0-1=1); Oregon (4-2=6); Fresno State (8-1=9); Penn State (3-1=4); Western Kentucky (6-1=7); Indiana (7-0=7); Ohio State (3-0=3); Illinois (5-2=7); Michigan State (4-1=5); Iowa (1-0=1); Michigan (5-0=5); Minnesota (8-1=9)  
**2002 SEASON:** Fresno State (1-0=1); UNLV (2-2=4); West Virginia (2-1=3); Northern Illinois (4-2=6); Arizona (1-0=1); Penn State (4-0=4); Indiana (2-1=3); Ohio State (3-2=5); Michigan State (0-1=1); Iowa (2-4=6); Illinois (6-1=7); Michigan (6-1=7); Minnesota (7-0=7); Colorado (0-6=6)  
**2003 SEASON:** West Virginia (2-0=2); Akron (6-3=9); UNLV (2-0=2); North Carolina (3-2=5); Illinois (4-1=5); Penn State (1-1=2); Ohio State (0-1=1); Purdue (5-3=8); Northwestern (0-3=3); Minnesota (5-2=7); Michigan State (3-1=4); Iowa (4-1=5); Auburn (4-3=7)

## 16 Joe Stellmacher

DB, 6-1, 210, Jr./So.  
 Berlin, Wis. (Berlin)



**2003:** Earned first varsity letter ... played in just five games before season-ending injury at Illinois ... started at strong safety vs. UNLV ... made 16 tackles, including career-high six in win over Akron ... **2002:** red-shirted ... scout team offensive P.O.W. vs. Michigan State ... **High School:** All-state defensive back by Associated Press, WFOA and Milwaukee Journal Sentinel ... All-East Central Conference pick in junior and senior years ... conference defender of the year in 2001 ... chosen to play in the Wisconsin Shrine Game ... made 151 tackles, forced four fumbles and intercepted seven passes as a senior ... two-time, first-team all-conference in baseball and basketball ... played on American Legion baseball team that won state and regional championships in 2001 ... member of National Honor

Society ... member of Badger Boys State ... earned a WIAA Scholar-Athlete Award ... ranked fifth academically in class of 144 ... 3.96 GPA ... played for Coach Steve Stellmacher, his father ... **Personal:** born 1/30/84 ... parents are Steve and Terri ... major is undecided.

#### STELLMACHER'S CAREER STATISTICS

Year	UT	AT	Tot.	TFL	Sacks	FC	FR	Int	PD
2003	7	9	16	2.5-7	1-4	0	0	0	2
Totals	7	9	16	2.5-7	1-4	0	0	0	2


#### STELLMACHER'S TACKLES BY GAME

**2003 SEASON:** West Virginia (1-1=2); Akron (2-4=6); UNLV (3-2=5); North Carolina (1-0=1); Illinois (0-2=2)

## 7 John Stocco

QB, 6-2, 202, Jr./So.

Richfield, Minn. (Academy of Holy Angels)



**2003:** Earned first varsity letter ... saw his first collegiate action in the final three games of the season (vs. 21st-ranked Michigan State, 17th-ranked Iowa and Auburn in the Music City Bowl) ... named Academic All-Big Ten ... completed 10-17 passes for 123 yards ... led Badgers on a last-minute fourth-quarter drive that came up just short on final play of 27-21 loss to Hawkeyes ... **2002:** redshirted ... **High**

**School:** named to Prep Star's "Dream Team" ... Prep Football Report All-Midwest choice ... top 100 prospect in the Midlands by Super Prep ... three-time all-conference in football and all-metro as a senior ... captained football team three times and baseball once ... team MVP in both football and baseball ... passed for 6,036 yards and 42 TDs in career (340-of-612) ... completed 60 percent of his throws for more than 1,500 yards and 12 TDs as a senior ... led team to state playoffs for the first time in school history ... starter at quarterback since midway in freshman season ... his star receiver for two years was former Pittsburgh All-American Larry Fitzgerald ... one evaluator compared him to former Wisconsin star Ron Vander Kelen ... lettered in football, basketball and baseball ... biggest sports thrill was pitching a shutout in first game of state baseball tourney ... selected in the 45th round of the 2002 Major League Baseball draft by the Minnesota Twins ... honor roll student ... played for Coach Mike Pendino ... **Personal:** born 6/14/83 ... parents are Louis and Sheila ... major is communication arts.

#### STOCCO'S CAREER PASSING STATISTICS


Year	C	A	Yds.	Pct.	TD	Int	Effic.
2003	10	17	123	.588	0	0	119.6
Totals	10	17	123	.588	0	0	119.6

#### STOCCO'S PASSING BY GAME

**2003 SEASON:** Michigan State (1-1, 5); Iowa (5-9, 84); Auburn (4-7, 34)

## 11 Ben Strickland

DB, 5-9, 172, So./Fr.  
Brookfield, Wis. (Central)




2003: Redshirted ... scout team Defensive P.O.W. prior to the North Carolina and Iowa games ... **High School:** first-team all-state selection of the Wisconsin Football Coaches Association and second-team pick by the Milwaukee Journal Sentinel and Associated Press as a senior ... played for South squad in the Wisconsin Shrine Bowl all-star game ... first-team all-conference pick as a defensive back as a junior and

senior ... earned first-team all-conference honors as a running back his senior year and second-team as a sophomore and junior ... rushed for over 2,000 yards with 27 total touchdowns as a senior ... also competed in track and basketball ... first-team all-state and all-conference in track sophomore through senior seasons ... played football for Coach Rick Synold ... honor roll student ... same high school as current Badgers Joe Thomas and Steve Johnson ... **Personal:** born 5/21/85 ... major is secondary education ... parents are Ann Kaun and David Strickland ... father competed on the track and field team at Wisconsin.

## 4 Luke Swan

WR, 6-0, 193, So./Fr.  
Fennimore, Wis. (Fennimore)



2003: Redshirted ... **High School:** *PrepStar* all-region selection ... two-time all-state selection by Wisconsin Football Coaches Association ... twice named first-team all-conference and all-area ... career statistics included 121 receptions, 2,234 yards and 26 touchdowns, along with 18 interceptions ... had 72 catches, 1,443 yards, 17 TDs and 10 interceptions as a junior ... also lettered in track, basketball and baseball ...

captained football and basketball teams ... earned team MVP honors in football and track ... two-time all-conference selection in hoops ... two-time conference long jump champion, who also won track titles in 100-meter dash, 300 intermediate hurdles and 200-meter dash as a junior ... coached at Fennimore High by Tom Uecker ... National Honor Society member ... Who's Who Among High School Students ... **Personal:** born 9/5/84 ... major is undecided ... parents are Scott and Chris.

## 72 Joe Thomas

OL, 6-8, 283, So./So.  
Brookfield, Wis. (Central)




2003: Earned first varsity letter ... played much of season as a blocking TE (wearing No. 82) ... first true freshman OL to see action during the Alvarez era ... started at DE vs. Auburn in Music City Bowl and assisted on seven tackles ... placed eighth in shot put at both indoor and outdoor Big Ten track championships in 2004 ... a "B standard" (provisional) qualifier in the shot put for the U.S. Olympic trials ... **High**

**School:** No. 4 offensive tackle in the nation according to Tom Lemming ... among top 20 offensive tackles nationally, top 25 players in the Midwest and No. 3 player in Wisconsin according to Rivals.com ... *Prep Star* All-American ... second-team All-America offensive tackle according to *USA Today* ... member of *Detroit Free Press* All-Midwest team ... *Milwaukee Journal Sentinel* first-team all-state defensive lineman and second-team all-state offensive tackle as a senior ... also first-team all-state honors at DE from Wisconsin Football Coaches Association and Associated Press ... WFCB 2002 Defensive Player of the Year with fellow Badger Justin Ostrowski ... 85 tackles and 12 QB sacks as a senior and 70 tackles and eight sacks as a junior ... three-time all-conference selection ... four-year letterwinner in football, track and basketball ... captained football and basketball teams his senior year ... finished fifth in nationals in shot put as a junior ... all-conference, all-area and all-state selection in shot put and discus ... four-year honor roll student ... U.S. Army Academic All-America team ... coached in football by Rick Synold at Brookfield Central High ... **Personal:** born 12/4/84 ... major is business management ... parents are Eric and Sally.

## 82 Brandon Tobias

WR, 6-5, 232, So./Fr.  
Chicago, Ill. (Thornton)




2003: Redshirted ... **High School:** tabbed as one of top 80 receivers nationally and one of top 20 players in Illinois by Rivals.com ... *PrepStar* all-region choice ... all-area selection as a senior ... team captain as a junior and senior ... career totals include 2,741 yards and 26 touchdowns ... career highs of 982 yards and 11 TDs his senior year ... coached at Thornton High by William Mosel ... **Personal:** born

9/12/84 ... major is family and consumer journalism ... mother is Loyola Moore.

## 62 Mike Van Someren

OL, 6-7, 315, So./Fr.  
Somerset, Wis. (Somerset)




2003: Redshirted ... **High School:** honorable mention all-state choice as a senior by Associated Press and Wisconsin Football Coaches Association ... three-time all-conference selection ... career statistics included 80 tackles, five QB sacks and seven TFLs ... football team captain as a senior ... three-year letterwinner in football, basketball and track ... coached at Somerset High by Bruce Larson ... National Honor Society member ... **Personal:** born 10/6/84 ... major is undecided ... parents are Mike and Karen Van Someren.

member ... **Personal:** born 10/6/84 ... major is undecided ... parents are Mike and Karen Van Someren.

## 38 Kurt Ware

TE, 6-4, 249, So./Fr.  
Spring, Texas (Klein Oak)



2003: Redshirted ... **High School:** PrepStar all-region choice ... rated among top 40 strongside defensive ends nationally and one of top 100 players in Texas by Rivals.com ... made 10 catches for 197 yards and one TD his senior year ... 30 tackles, including eight TFLs, as a junior ... lettered in football and basketball ... two-time team hoops MVP and second-team all-district as a junior on the hardwood ... coached at Klein Oak High by David Smith ... **Personal:** born 2/17/85 ... major is human ecology ... parents are Kevin and Wilma Ware ... brother Kevin Jr. played football at Washington from 1999-02.

coached at Klein Oak High by David Smith ... **Personal:** born 2/17/85 ... major is human ecology ... parents are Kevin and Wilma Ware ... brother Kevin Jr. played football at Washington from 1999-02.

## 24 LaMarr Watkins

LB, 6-1, 211, Jr./Jr.  
Mt. Laurel, N.J. (Lenape)



2003: Earned second varsity letter ... saw action in 12 of 13 games, including two starts ... also played on special teams ... finished with 18 tackles ... season-high five tackles at 24th-ranked Minnesota ... added four stops in Music City Bowl vs. Auburn ... 2002: earned first varsity letter as a true freshman ... played in all 14 games, including starts at outside linebacker in each of final six contests ... career-high nine tackles vs. Ohio State ... eight tackles, including three TFLs, in bowl-clinching victory over Minnesota ... first career interception at Michigan ... recovered a fumble vs. Illinois ... switched from RB to OLB during preseason camp ... **High School:** All-Northeast honoree by *Super Prep* and All-East mention by *Prep Star* and *Prep Football Report* ... first-team all-county selection as a senior and second-team honors as a junior ... first-team all-conference twice ... captain and MVP of team as a senior ... No. 3 running back

les vs. Ohio State ... eight tackles, including three TFLs, in bowl-clinching victory over Minnesota ... first career interception at Michigan ... recovered a fumble vs. Illinois ... switched from RB to OLB during preseason camp ... **High School:** All-Northeast honoree by *Super Prep* and All-East mention by *Prep Star* and *Prep Football Report* ... first-team all-county selection as a senior and second-team honors as a junior ... first-team all-conference twice ... captain and MVP of team as a senior ... No. 3 running back

prospect in the East according to *Prep Star* evaluators ... earned All-South Jersey honors as a running back ... rushed for nearly 953 yards and 10 TDs as a senior ... credited with 60 tackles and five sacks in senior season ... ran for a career-best 989 yards and 15 scores as a junior ... career total of 2,922 yards rushing, 900 yards receiving and 13 QB sacks ... played for Coach Bucky Mitchell ... **Personal:** born 10/4/83 ... parents are Lawrence and LaSandra ... father played fullback for nine seasons in the NFL for Detroit, Philadelphia, Buffalo and N.Y. Giants ... brother, Lawrence, was an offensive tackle at Southern Illinois ... major is agricultural journalism.

### WATKINS' CAREER STATISTICS

Year	UT	AT	Tot.	TFL	Sacks	FC	FR	Int	PD
2002	26	15	41	4-9	0-0	0	1	1	1
2003	7	11	18	0.5-0	0-0	0	0	0	0
Total	33	26	59	4.5-9	0-0	0	1	1	1


### WATKINS' TACKLES BY GAME

**2002 SEASON:** Northern Illinois (3-2=5); Ohio State (7-2=9); Michigan State (1-0=1); Iowa (2-0=2); Illinois (5-2=7); Michigan (3-1=4); Minnesota (4-4=8); Colorado (1-4=5)

**2003 SEASON:** West Virginia (0-1=1); Akron (1-4=5); Illinois (1-0=1); Purdue (1-0=1); Northwestern (1-0=1); Minnesota (1-4=5); Auburn (2-2=4)

## 70 Andrew Weininger

OL, 6-6, 303, So./Fr.  
Harrison, N.Y. (Harrison)



2003: Redshirted ... scout team Offensive P.O.W. prior to the Ohio State game ...

**High School:** *SuperPrep* All-American and second-ranked player in New York ...

*PrepStar* Dream Team ... rated one of top 70 offensive tackles in the nation and one of top 100 players in the Atlantic region by Rivals.com ... two-time first-team all-state selection by New York State Sportswriters Association ... also twice named all-county

and three-time all-conference choice ... played on state championship teams as a freshman and senior and earned game defensive MVP honor in 2002 ... member of New York's Golden 50 team ... team captain and MVP his senior year ... two-way starter his last three years of football ... he's the winningest player in school history (teams were 40-5 during his career) ... four-year letterwinner in both football and golf ... also earned one basketball letter ... three-time all-conference golfer ... a seven-handicap golfer ... wrote weekly "player's diary" for local newspaper ... coached at Harrison High by Art Troilo Jr. ... **Personal:** born 5/1/85 ... major is undecided ... parents are Bob and Nancy ... grandfather, George Fitzgerald, was an offensive lineman at Illinois and played for the U.S. Army team during World War II.

## 92 Jonathan Welsh

DL, 6-4, 231, Sr./Sr.

Houston, Texas (B.T. Washington)



**2003:** Earned third varsity letter ... played in every game and started 11 times ... second on team and eighth in Big Ten with eight QB sacks for 64 yards in losses ... made season-high six tackles on five occasions ... seventh on team with 50 stops for the season ... had three TFLs for 11 yards at Penn State and two QB sacks for 20 yards vs. 21st-ranked Michigan State ... **2002:** earned second varsity letter ... played in all

14 games, including one start as a fifth lineman vs. Ohio State ... Academic All-Big Ten ... made 32 tackles, including three TFLs ... season-high six tackles in win over Arizona ... forced a fumble at Indiana ... QB sack in season-opening win over Fresno State ... **2001:** earned first varsity letter ... saw action in each of final nine games ... started at rush end vs. Michigan State and Iowa ... recorded 21 tackles, including season-high eight vs. Spartans (that performance earned him UW defensive player of the week honors) ... three TFLs for the season, including two QB sacks (both vs. Michigan State) ... **2000:** redshirted ... scout team defensive P.O.W. vs. Northwestern and Minnesota ... **High School:** chosen to *Fort Worth Star-Telegram* top-100 all-state squad at Washington ... two-time, first-team all-district ... captain of football team ... career-high 88 tackles as a senior ... 21 career sacks ... lettered in football, basketball and cross country ... listed in *Who's Who Among American High School Students* ... ranked in top 10 percent of his class academically ... coach was Joel North ... **Personal:** born 6/9/82 ... business major ... mother is Elizabeth.

### WELSH'S CAREER STATISTICS

Year	UT	AT	Tot.	TFL	Sacks	FC	FR	Int	PD
2001	11	10	21	3-8	2-6	0	0	0	0
2002	18	14	32	3-11	1-9	1	0	0	1
2003	19	31	50	11.5-71	8-64	2	1	0	2
Total	48	55	103	17.5-90	11-79	3	1	0	3

### WELSH'S TACKLES BY GAME

**2001 SEASON:** Western Kentucky (2-1=3); Indiana (1-0=1); Illinois (2-2=4); Michigan State (4-4=8); Iowa (1-2=3); Michigan (0-1=1); Minnesota (1-0=1)  
**2002 SEASON:** Fresno State (2-0=2); UNLV (0-1=1); West Virginia (1-2=3); Arizona (3-3=6); Penn State (1-0=1); Indiana (2-2=4); Ohio State (3-1=4); Michigan State (1-0=1); Iowa (1-0=1); Illinois (1-0=1); Michigan (0-1=1); Minnesota (0-1=1); Colorado (1-2=3)  
**2003 SEASON:** West Virginia (1-4=5); Akron (3-3=6); UNLV (2-2=4); North Carolina (1-5=6); Illinois (1-2=3); Penn State (3-1=4); Ohio State (2-4=6); Northwestern (2-4=6); Michigan State (2-1=3); Iowa (3-3=6); Auburn (0-1=1)

## 8 Brandon White

WR, 6-3, 187, Jr./Jr.

Palm Beach, Fla. (Dwyer)



**2003:** Earned second varsity letter ... saw action all season as reserve WR and on special teams ... assisted on four tackles and recovered a fumble ... had a 17-yard pass reception vs. 13th-ranked Purdue ... **2002:** earned first varsity letter as true freshman receiver ... played in all 14 games ... made one reception vs. both West Virginia and Northern Illinois ... **High School:** All-Dixie region choice by *Super Prep* ... a Tom

Lemming *Prep Football Report* All-Southeast squad member ... three-time, first-team all-conference choice ... earned first-team all-state honors in junior campaign ... team captain twice in career and MVP as a senior ... second-team all-state and all-county after recording 812 yards receiving (48 catches) with 11 TDs as a senior ... junior year totals of 1,246 yards receiving (52 receptions) and 14 TDs ... career receiving total of 146 receptions for 2,815 yards and 35 touchdowns ... 11 career interceptions at free safety ... team was a state playoff finalist in 2000 ... lettered in football (four years), basketball (four) and track (two) ... school played in state title games in both football and basketball during his career ... four years on school honor roll ... played for Coach Jack Daniels ... **Personal:** born 10/8/83 ... parents are Curtis and Sandra ... major is journalism.

### WHITE'S CAREER STATISTICS

Year	Rec.	Yds.	TD	Avg/C	Long
2002	2	7	0	3.5	4
2003	1	17	0	17.0	17
Total	3	24	0	8.0	17

### WHITE'S RECEIVING BY GAME

**2002 SEASON:** West Virginia (1-3); Northern Illinois (1-4)  
**2003 SEASON:** Purdue (1-17)

## 36 Johnny White


DB, 6-2, 211, So./So.

Pearland, Texas (Pearland)



**2003:** Saw limited action as true freshman ... **High School:** *PrepStar* honorable mention all-region selection ... career prep totals include 51 receptions for 948 yards, 165 tackles, six interceptions and five touchdowns ... second-team all-district wide receiver and honorable mention all-district defensive back as a senior ... captained team his senior year when he caught 22 passes for 462 yards and registered 75 tackles and two interceptions ... made 16 catches for 246 yards and notched 50 tackles and three interceptions as a junior ... earned four letters in track, three in football and two in basketball ... first-team all-district guard for basketball team as a junior ... district high jump champion his junior year when he was a regional qualifier in the high and triple jump ... qualified for regionals in high, triple and long jump as sophomore and

... qualified for regionals in high, triple and long jump as sophomore and




Wide receiver and kick returner Brandon Williams

was district triple jump champion that year ... coached by Tony Heath at Pearlant High ... **Personal:** born 6/23/85 ... major is undecided ... parents are Johnny and Beverly.

## 39 T.J. Wielebski

LB, 6-1, 261, Sr./Sr.

Ottawa, Wis. (Kettle Moraine)




2003: Did not letter in role as reserve LB ... 2002: reserve linebacker who did not letter ... 2001: reserve linebacker ... 2000: red-shirted ... **High School:** all-conference honors in football (senior) and baseball (junior) at Kettle Moraine ... two-time captain ... 227 career tackles and five interceptions ... 4.1 GPA ... honor roll every year of high school ... biggest sports thrill was winning two state titles in Wisconsin high

school rugby league ... coach was Mike Fink ... **Personal:** born 11/30/81 ... business major ... parents are James and Carol.

## 1 Brandon Williams

WR, 5-11, 175, Jr./Jr.

St. Louis, Mo. (Hazelwood East)



Has appeared in all 27 games his first two seasons, including 19 starts ... an impact player for the Badgers since the start of his freshman year ... already 11th on school's career list for receiving yardage (1,312) and tied for eighth in receptions with 101 ... his 1,296 kickoff return yards rank third all-time at UW ... 2003: earned second varsity letter ... started 12 times ... multi-talented athlete who also returned kicks and played

DB, too ... team's No. 2 receiver with 49 catches (tied for seventh-most in school history) for 649 yards (third-most ever for a UW sophomore) and a TD ... led Badgers with 1,319 all-purpose yards ... caught a pass in all but one game ... career-high nine catches at Northwestern ... game-high six catches (57 yards) in Music City Bowl vs. Auburn ... career-long 75-yard reception at Illinois ... seventh in Big Ten with 21.6-yard kickoff return average ... career-long 55-yard kick return at Penn State ... 128 yards in kick returns vs. 13th-ranked Purdue tied for ninth-most in school history ... registered first career interception vs. 21st-ranked Michigan State ... 2002: earned first varsity letter as a true freshman ... played in all 14 games, including six starts ... second-team freshman All-American by *The Sporting News* ... first-team freshman All-Big Ten selection by *The Sporting News* ... team high 52 receptions were school freshman record and tied for fourth on UW all-time single-season list ... 663 receiving yards were second-most ever for a Badger freshman ... 125-yard performance vs. West Virginia is one of just six 100-yard receiving efforts by a freshman in school history ... seven receptions for 83 yards vs. Illinois ... caught at least one pass in every game ... touchdown receptions vs. Penn State, at Michigan State and in Alamo Bowl win over 14th-ranked Colorado ... 1,385 all-purpose yards ... named UW offensive player of the week for performance vs. Nittany Lions ... school-record 32 kickoff returns for school-record 670 yards (20.9 yards-per-return average ranked eighth in Big Ten) ... 143 kickoff return yards vs. Minnesota tied for fourth-highest single-game total in school history (named UW special teams P.O.W. for that performance) ... **High School:** All-Midlands honors by *PrepStar* ... named to All-Midlands teams by *Super Prep* and *Prep Football Report* ... two-time, second-team all-state and three-time, first-team all-conference selection ... caught 97 passes for 2,157 yards and returned 58 punts for 1,210 yards during career ... 23 total touchdowns as a prep ... six career interceptions ... football team captain as a senior ... lettered in track as a member of two-time state champion 4 X 200 relay team ... four-year honor roll student ... 3.1 GPA ... attended same high school that produced former Badgers Terrell and Jamar Fletcher, and current Badgers Scott Starks and Jamal Cooper ... played for Coach Corey Johnson ... **Personal:** born 2/24/84 ... parents are Tammy Davis and Michael Williams ... major is agricultural journalism.

### WILLIAMS' CAREER RECEIVING STATISTICS

Year	Rec.	Yds.	TD	Avg/C	Long
2002	52	663	3	12.8	41
2003	49	649	1	13.2	75
Total	101	1,312	4	12.9	75

**WILLIAMS' RECEIVING BY GAME**

**2002 SEASON:** Fresno State (3-62); UNLV (1-0); West Virginia (6-125); Northern Illinois (3-25); Arizona (5-38); Penn State (4-57, 1 TD); Indiana (6-42); Ohio State (2-16); Michigan State (2-18, 1 TD); Iowa (3-45); Illinois (7-83); Michigan (3-20); Minnesota (2-49); Colorado (5-83, 1 TD)

**2003 SEASON:** West Virginia (7-89); Akron (1-6); UNLV (6-83); North Carolina (3-60); Illinois (1-75); Penn State (3-60, 1 TD); Ohio State (5-57); Purdue (2-17); Northwestern (9-61); Minnesota (4-72); Michigan State (2-12); Auburn (6-57)

**WILLIAMS' CAREER KICK RETURN STATISTICS**

Year	No.	Yds.	TD	Avg/R	Long
2002	32	670	0	20.9	46
2003	29	626	0	21.6	55
Total	61	1,296	0	21.2	55

**WILLIAMS' KICK RETURNS BY GAME**


**2002 SEASON:** Northern Illinois (2-75); Arizona (2-30); Penn State (1-13); Indiana (5-104); Ohio State (3-62); Michigan State (2-42); Iowa (3-72); Illinois (2-39); Michigan (4-59); Minnesota (6-143); Colorado (2-31)

**2003 SEASON:** West Virginia (2-40); Akron (1-20); UNLV (2-27); North Carolina (2-36); Illinois (4-94); Penn State (1-55); Ohio State (1-18); Purdue (5-128); Northwestern (1-22); Minnesota (2-39); Michigan State (1-3); Iowa (2-45); Auburn (5-99)

**78 Jake Wood**

OL, 6-6, 289, Sr./Jr.

Bettendorf, Iowa (Pleasant Valley)



**2003:** Earned first varsity letter in role as reserve offensive lineman ... named to Academic All-Big Ten team ... **2002:** reserve offensive lineman who did not letter ... named offensive scout team P.O.W. vs. Northern Illinois ... **2001:** redshirted ...

**High School:** a top-150 prospect nationally according to Tom Lemming's *Prep Football Report* at Pleasant Valley ... one of top 20 offensive linemen in the country

according to *PFR* ... regional All-American by *PrepStar* and *Super Prep* ... injured in third game of senior season and missed most of the year ... 3.8 GPA ... student council president ... coach was Ed Morrissey ... **Personal:** born 4/26/83 ... business major ... parents are Jeff and Chris.

**94 Derek Yentz**

DL, 6-3, 243, So./Fr.

Wauwatosa, Wis. (East)



**2003:** Redshirted ... scout team Defensive P.O.W. prior to the Michigan State game ... **High School:** two-time all-conference selection ... team captain as a senior ... earned three varsity letters in both football and track ... qualified for the state track and field meet as a senior in the shot put ... coached in football by Tom Swittel at Wauwatosa East ... member of Spanish Honor Society ... graduated with honors ...

played trumpet in the jazz ensemble ... **Personal:** born 7/25/84 ... major is undeclared ... parents are John and Mary.

**41 Mark Zalewski**

LB, 6-2, 232, Jr./So.

Wausau, Wis. (East)



**2003:** Earned first varsity letter ... saw action in 12 games as reserve LB and on special teams ... started vs. 21st-ranked Michigan State ... named Academic All-Big Ten ... season-high two tackles in Music City Bowl vs. Auburn ... **2002:** redshirted ... **High School:** All-America recognition from *Prep Star* and All-Midwest acclaim from *Super Prep* and *Prep Football Report* ... first-team all-state selection and Defensive

Player of the Year as a senior in the Wisconsin Valley Conference ... team captain and MVP as a senior ... made 374 tackles, including 17 for loss, during his career ... also rushed for 1,273 career yards and 24 touchdowns ... as a senior, he made 119 tackles (eight for loss) and rushed for 853 yards and 17 TDs ... member of National Honor Society ... maintained a 3.4 GPA ... played for Coach Jack Synold ... **Personal:** born 3/15/84 ... parents are Dick and Cindy ... major is undecided.

**ZALEWSKI'S CAREER STATISTICS**

Year	UT	AT	Tot.	TFL	Sacks	FC	FR	Int	PD
2003	4	4	8	0-0	0-0	0	0	0	0
Total	4	4	8	0-0	0-0	0	0	0	0

**ZALEWSKI'S TACKLES BY GAME**

**2003 SEASON:** Akron (0-1=1); Penn State (1-0=1); Purdue (1-0=1); Northwestern (0-1=1); Minnesota (1-0=1); Michigan State (1-0=1); Auburn (0-2=2)

# 2004 Newcomers

Name	Pos.	Ht.	Wt.	Hometown (High School)
Jason Chapman	DL	6-4	260	Bedford Hts., Ohio (Bedford)
Jammar Crane	LB	6-1	195	Garland, Texas (Garland)
Andy Crooks	LB	6-3	235	Wausau, Wis. (East)
Gino Cruse Jr.	DL	6-5	305	Phoenix, Ariz. (Desert Vista)
Jameson Davis	DB	6-0	191	Hamden, Conn. (Hamden)
Antonio Freeman	DB	6-0	185	Milwaukee, Wis. (Wauwatosa West)
Nick Hayden	DL	6-5	275	Hartland, Wis. (Arrowhead)
Jack Ikegwuonu	WR	6-1	190	Madison, Wis. (Memorial)
Allen Langford	DB	5-11	185	Detroit, Mich. (Cass Tech)
Sean Lewis	QB	6-7	217	Oak Lawn, Ill. (Harold L. Richards)
Taylor Mehlhaff	K	5-11	180	Aberdeen, S.D. (Central)
Jarvis Minton	WR	6-1	190	Arlington, Texas (Mansfield Summit)
Joshua Neal	LB	5-10	225	Nashville, Tenn. (Pearl-Cohn)
Mike Newkirk	DL	6-3	240	Ladysmith, Wis. (Ladysmith-Hawkins)
Dave Peck	TE	6-5	225	Media, Pa. (Wallingford Strath Haven)
Chris Pressley	RB	6-1	262	Woodbury, N.J. (Woodbury)
Marcus Randle El	QB	5-10	180	Markham, Ill. (Thornton)
Bill Rentmeester	FB	6-0	240	Beaver Dam, Wis. (Beaver Dam)
Bryan Savage	QB	6-4	215	Clifton Hts., Pa. (The Haverford School)
Nick Sutton	LB	6-2	215	Detroit, Mich. (Crockett)
Kraig Urbik	OL	6-6	315	Hudson, Wis. (Hudson)
Jamil Walker	RB	6-2	205	Rolling Meadows, Ill. (Palatine Fremd)
Joe Walker	LB	6-2	200	Green Bay, Wis. (Notre Dame Acad.)

# Meet the Badger Newcomers

## Jason Chapman

DL, 6-4, 260

Bedford Hts., Ohio (Bedford)

Ranked among top 60 players in the Midwest by *SuperPrep* ... All-Lake Erie League selection as a senior after registering 56 tackles, including 12 TFLs ... honorable mention all-state as a junior ... also lettered in basketball ... team captain as a senior ... played for same high school that sent former Badger greats Chris Chambers and Lee Evans to Wisconsin ... coach was Jim Hodakievic ... Lake Erie League 3.0 GPA award recipient ... born 1/6/86 ... parents are Joe and Linda ... father briefly played football at Alabama State.

## Jammar Crane

LB, 6-1, 195

Garland, Texas (Garland)

First-team all-district outside linebacker as a junior before injury forced him to miss eight games his senior year ... career statistics include 250 tackles, 28 QB sacks, 13 forced fumbles, seven fumble recoveries and an interception ... three-year football letterwinner ... coach was Jeff Jordan ... born 1/13/86 ... parents are Vernon Love and Theresa Love.

## Andy Crooks

LB, 6-3, 235

Wausau, Wis. (East)

A *PrepStar* All-American ... first-team all-state selection and the *Milwaukee Journal Sentinel's* state player of the year as a senior ... ranked among top 60 players in the Midwest by *SuperPrep* ... rated among top five players in Wisconsin by *Rivals.com* ... made 122 tackles, intercepted two passes, recovered three fumbles and rushed for 309 yards and seven TDs his final year as a prep ... 74 tackles and a fumble recovery as a junior ... earned nine high school letters (three each in football, basketball and track) ... captained basketball team twice and football squad once ... state qualifier in shot put as a junior and senior ... National Honor Society member ... born 1/1/86 ... parents are Mike and Laurie.

## Gino Cruse Jr.

DL, 6-5, 305

Phoenix, Ariz. (Desert Vista)

All-West Region selection by *PrepStar* ... ranked among the top dozen players in Arizona by *SuperPrep* and *Rivals.com*, he registered more than 40 tackles, including eight QB sacks, as a senior ... notched 30 career QB sacks ... four-year varsity letterwinner in football and lettered twice in basketball ... coach was Dan Hinds ... born 10/21/85 ... legal guardians are Kurt and Sharon Boxhurd ... cousin, Trung Canidate, played RB collegiately at Arizona (1996-99) and in the NFL for St. Louis and Washington ... another cousin, Cornell Canidate, plays RB at Arizona State.

## Jameson Davis

DB, 6-0, 191

Hamden, Conn. (Hamden)

Enrolled at UW last winter and participated in spring practice ... All-East Region selection by *PrepStar* ... first-team all-state, team captain and team MVP as a senior when he threw for more than 1,400 yards and 10 TDs, and rushed for 923 yards and 19 TDs ... made 42 tackles on defense, while intercepting four passes and recovering three fumbles his senior year ... ranked among top 15 players in New England by *SuperPrep* ... threw for seven TDs, rushed for 13 TDs and picked off five passes as a junior ... two-time first-team all-conference choice ... lettered in basketball and track, as well as football ... prep coach was Paul Catino ... made honor roll and was a student-of-the-month honoree ... born 8/9/86 ... parents are Joe Davis and Lurettle Allen.

## Antonio Freeman

DB, 6-0, 185

Milwaukee, Wis. (Wauwatosa West)

Named All-Midwest Region by *PrepStar* ... rated among top seven players in Wisconsin by *Rivals.com* ... national caliber sprinter who was an honorable mention all-state and second-team all-area defensive back after making 50 tackles and intercepting four passes his senior year ... also rushed for 811 yards and 15 TDs as a senior ... earned three football letters and four in track and field ... finished third in both the 100 and 200-meter dashes (times were 10.66 and 21.58, respectively) at the 2003 national AAU meet ... his 100 time (10.40) and 200 time (21.08) in the semifinals at the AAU meet are the fourth and sixth fastest, respectively, in Wisconsin history ... member of 2003 AAU national champion 4x100 relay team ... finished fourth in both the 100 and 200 at the 2002 AAU meet ... 2003 state champion in the 100, 200 and 4x200 ... 2004 state champion in 100, 200 and 400 relay ... four-time team track MVP ... prep coach was Ben Veit ... born 11/1/85 ... parents are Bruce and Tanya.

## Nick Hayden

**DL, 6-5, 275**

**Hartland, Wis. (Arrowhead)**

Named state's defensive lineman of the year by Wisconsin Football Coaches Association and earned first-team all-state honors (for second straight year) as a senior after making 89 tackles (including 18 TFLs and 11 QB sacks) causing five fumbles and blocking two kicks ... also made five receptions for 80 yards and a TD ... *PrepStar* Top 100 Dream Team selection and *SuperPrep* All-America pick who was ranked among top dozen players in the Midwest ... ranked No. 51 nationally (all positions) by Tom Lemming and No. 81 by Rivals.com ... played in 2004 U.S. Army All-American Bowl in San Antonio (Alamodome) and caught a TD pass for the East team ... two-time conference defensive player of the year ... team captain his senior year ... as a junior, he made 105 tackles, including 28 TFLs and 21 QB sacks ... prep coach was Tom Taraska ... also played basketball ... born 2/4/86 ... parents are Bill and Mary ... father was an offensive tackle at UW-Whitewater from 1978-82.

## Jack Ikegwuonu

**WR, 6-1, 190**

**Madison, Wis. (Memorial)**

First-team all-state split end (*Milwaukee Journal Sentinel* and Associated Press) and defensive back (Wisconsin Football Coaches Association) ... All-Midwest Region selection by *PrepStar* ... all-area selection and Big 8 Conference wide receiver and defensive back of the year in 2003 ... as a senior, he caught 38 passes for 1,000 yards and 15 TDs, while making 40 solo tackles and intercepting nine passes on defense ... all-conference return specialist as a junior ... two-time team MVP ... lettered in football, basketball and baseball and was an all-area and all-conference center fielder as a junior ... coach was Gary Kolpin ... made academic honor roll as a junior ... born 1/7/86 ... parents are Fidelis and Patty.

## Allen Langford

**DB, 5-11, 185**

**Detroit, Mich. (Cass Tech)**

All-Midwest Region selection by *PrepStar* ... ranked among the top 90 players in the Midwest by *SuperPrep*, he was a first-team All-Detroit and honorable mention all-state selection as a senior ... made 53 tackles, intercepted three passes, broke up 10 passes and recovered three fumbles in his final season ... career totals include 147 tackles, eight interceptions and 20 pass breakups ... two-year team captain ... an all-city track athlete ... football coach was Thomas Wilcher ... honor roll student throughout high school ... born 1/29/86 ... parents are Allen and Padena.

## Sean Lewis

**QB, 6-7, 217**

**Oak Lawn, Ill. (Harold L. Richards)**

Enrolled at UW last January and participated in spring practice ... *PrepStar* All-America choice ... ranked among top 50 players in the Midwest by *SuperPrep*, he is a two-time all-area and all-conference selection ... rated among top 10 players in Illinois by Rivals.com ... school's career passing leader with 3,131 yards and 39 TDs in three seasons ... threw for 2,178 yards and 27 TDs as a junior ... rushed for 915 yards on 192 carries (4.8-yard average) and 15 TDs in three-year career ... three-time letterwinner in both football and basketball ... two-time football team captain and MVP ... coach was Gary Korhonen ... National Honor Society member who graduated 29th in his class of 380 ... born 4/11/86 ... parents are Michael and Kathleen ... father played football at North Park College in 1969 and at Western Illinois in 1971 ... uncle, Dennis Carrabine, ran track at Furman from 1977-79 ... great uncles, Gene (1951-52) and Luke (1953-54) Carrabine, played football at Notre Dame.

## Taylor Mehlhaff

**K, 5-11, 180**

**Aberdeen, S.D. (Central)**

Rated by Rivals.com as the nation's No. 1 kicker ... Riddell first-team All-American, *USA Today* second-team All-American and a two-time all-state, all-area and all-conference selection ... also an all-conference quarterback ... South Dakota's 2003 Gatorade Player of the Year ... helped lead his team to 12-1 record and runner-up finish in 2003 Class 11AA state finals as a quarterback, strong safety, kicker and punter ... national kickoff champion at Chris Sailer's Kicking Camp his junior year ... as a senior, 93 percent of his kickoffs went for touchbacks and he made 6-14 FGAs (long of 52 yards) and 35-36 PATs ... also passed for 1,359 yards and 12 TDs, while making 55 tackles on defense ... team captain and MVP ... won four letters each in football, hockey and track ... coach was Mike Flakus ... all-state academic choice ... born 8/25/85 ... father is Charlie Mehlhaff and mother is Heidi Preston ... father ran track and played golf at Northern State ... grandfather played basketball at Northern State ... an uncle played basketball at Northern State and Black Hills ... another uncle played basketball and baseball at Northern State and Yankton College.

## Jarvis Minton

**WR, 6-1, 190**

**Arlington, Texas (Mansfield Summit)**

An All-Midlands Region choice by *PrepStar* and a first-team all-district selection as a senior after making 21 catches for 425 yards and 16 touchdowns ... team captain and MVP ... helped lead team to 9-1 record and 2003 District 4-5A title ... played track and soccer as well as football ... coach was Tim Beck ... born 7/20/85 ... father is Glen Minton and mother is Deloris Mackson.

## Joshua Neal

LB, 5-10, 225

Nashville, Tenn. (Pearl-Cohn)

Named first-team all-metro and first-team all-region (twice) and third-team all-midstate ... made 95 tackles, including 21 QB sacks, forced five fumbles and recovered four fumbles as a senior ... two-time team captain and was named team's defensive MVP his final season ... career totals include 310 tackles, 53 QB sacks and 15 forced fumbles ... coach was Maurice Fitzgerald ... ranked 11th academically in class of 185 ... member of National Honor Society ... received Nashville Sports Council Foundation Award ... Who's Who Among American High School Students ... born 8/3/86 ... parents are Marvin and Sherri ... father, Rev. Marvin Neal, was a four-year football letterwinner at Wisconsin (1979-81, '83), ranks sixth on the UW career list for kickoff return yards with 1,009 and was a free agent in 1984 with the Green Bay Packers and CFL's Saskatchewan Roughriders.

## Mike Newkirk

DL, 6-3, 240

Ladysmith, Wis. (Ladysmith-Hawkins)

An All-Midwest Region choice of *PrepStar* ... first-team all-state selection as a running back and defensive lineman ... named state's 2003 Offensive Player of the Year by Wisconsin Football Coaches Association after rushing for school records of 2,409 yards and 40 touchdowns ... ranked as eighth-best player in Wisconsin by *Rivals.com* ... school record-holder for rushing yards (4,412) and TDs (77) ... made 185 career tackles, including 23 TFLs and 22.5 QB sacks ... three-time team MVP ... lettered in football, wrestling and track ... first wrestler from his county to win a state title (heavyweight, 42-0 record as a junior) ... school record-holder in discus and shot put ... won Division 2 shot put state title as a senior ... football coach was Bruce Stewart ... born 8/12/86 ... parents are Chris and Christine ... father played football at Mt. Senario College from 1985-88.

## Dave Peck

TE, 6-5, 225

Media, Pa. (Wallingford Strath Haven)

All-East Region selection by *PrepStar* ... first-team all-state and two-time first-team all-conference tight end who caught 13 passes for 308 yards and three TDs as a senior ... named to 2003 Pennsylvania Platinum 33 All-State team by *Harrisburg Patriot News* ... ranked among top 35 players in the state by *SuperPrep* and *Rivals.com* ... team MVP and captain his final season ... three-year starter at TE, OLB and long snapper ... team was 56-3 during his four seasons ... won 10 letters, including four each in football and lacrosse and two in basketball ... All-Delaware County lacrosse player ... coach was Kevin Clancy ... four-year honor roll student ... born 11/26/85 ... parents are James and Patricia.

## Chris Pressley

RB, 6-1, 262

Woodbury, N.J. (Woodbury)

All-America choice by *PrepStar* ... rated among top 15 players in New Jersey by *SuperPrep* and was named South Jersey Back of the Year and All-South Jersey after rushing for 1,630 yards and 22 TDs as a senior ... ranked among Tom Lemming's top 25 full-backs ... also made 101 tackles from his LB position ... career totals include 3,650 rushing yards and 334 tackles ... three-time all-conference, All-Group I and All-South Jersey choice ... two-time team captain and MVP ... lettered in football, track and wrestling ... three-time all-conference in track ... coach was Zack Valentine ... National Honor Society member who placed second in the math competition at the Coriell Institute Science Fair ... born 8/8/86 ... mother is Jacqueline Pressley ... uncle, Greg Ross, played football and participated in track at Bethune Cookman.

## Marcus Randle El

QB, 5-10, 180

Markham, Ill. (Thornton)

An All-Midwest Region choice by *PrepStar*, he was named one of the top 40 players in the Midwest by *SuperPrep* and one of top 50 players in the Midwest by *Rivals.com* ... also tabbed No. 7 player in Illinois by *Rivals.com* ... an all-state selection as a senior and a three-time all-conference pick ... rushed for 1,200 yards and 16 TDs, and threw for 1,100 yards and 15 TDs his senior year ... junior year totals included 1,100 rushing yards and 12 TDs, and 1,300 passing yards and 22 TDs ... two-time team captain and MVP ... coach was Bill Mosel ... born 5/29/86 ... parents are Curtis and Jacqueline ... brother, Antwaan, was a record-setting QB at Indiana (1998-01) and now plays for the Pittsburgh Steelers ... another brother, Curtis, also played at Indiana (1996-99).

## Bill Rentmeester

FB, 6-0, 240

Beaver Dam, Wis. (Beaver Dam)

Honorable mention all-state running back who rushed for 1,462 yards and scored 20 touchdowns as a senior ... first-team all-conference selection and was a two-time team MVP ... career totals include 2,193 rushing yards and 32 TDs ... lettered nine times (three each in football, hockey and track) ... state qualifier in shot put as a senior ... honor roll student throughout high school ... coach was Mark Furdek ... born 4/25/86 ... parents are Tim and Maggie ... grandfather, Otis Mehlberg, played football at Valparaiso from 1946-50.

## Bryan Savage

QB, 6-4, 215

Clifton Hts., Pa. (The Haverford School)

All-America selection by *PrepStar* ... ranked among the top 30 players in Pennsylvania by *SuperPrep*, he was a first-team all-state selection as a senior after throwing for 1,913 yards and 17 touchdowns, along with rushing for 424 yards and six TDs ... named to 2003 Pennsylvania Platinum 33 All-State team by *Harrisburg Patriot News* ... career totals include 4,249 passing yards and 36 TDs, plus 965 rushing yards and 16 TDs ... two-time team captain and MVP ... an 11-time letterwinner in football, baseball and track ... three-time All-Delaware County baseball player ... football coach was Robert Allman ... won national French exam award, placing 11th in the nation ... born 4/9/86 ... parents are Thomas and Linda ... uncle, Brian Nihill, played football at West Chester University and spent two years in the Chicago White Sox farm system.

## Nick Sutton

LB, 6-2, 215

Detroit, Mich. (Crockett)

An All-America choice by *PrepStar* ... first-team all-state, all-metro and All-Detroit selection as a senior after making 110 tackles (including nine QB sacks), forcing seven fumbles and intercepting five passes ... two-time team captain and was named co-MVP his final season ... lettered in football and cross country ... coach was Steve McGhee ... born 10/14/86 ... parents are Clyde and Betty.

## Kraig Urbik

OL, 6-6, 315

Hudson, Wis. (Hudson)

*PrepStar* All-American and one of the top 55 players in the Midwest according to *SuperPrep* as a senior ... tabbed as No. 3 player in Wisconsin by *Rivals.com* ... first-team all-state (*Milwaukee Journal Sentinel*) ... team captain, MVP and first-team all-conference selection ... started every game as a junior and senior ... lettered in football, basketball and track ... placed fifth in shot put at Division 1 state meet as a senior ... coach was Craig Jilek ... born 9/23/85 ... parents are Kenneth and Joanne.

## Jamil Walker

RB, 6-2, 205

Rolling Meadows, Ill. (Palatine Fremd)


An All-Midwest Region selection by *PrepStar* ... ranked among top 50 players in the Midwest by *SuperPrep* ... rated No. 16 (overall) player in Illinois by *Rivals.com* ... all-state in football as a senior and two-time all-state selection in track ... twice named all-conference in football ... earned four letters in track and three apiece in basketball and football ... coach was Mike Donatucci ... born 5/2/85 ... parents are Ted and Yolanda.

## Joe Walker

LB, 6-2, 200


Green Bay, Wis. (Notre Dame Academy)

Named 2003 Associated Press State Player of the Year and first-team all-state as both a linebacker and tight end his senior year ... named to *SuperPrep's* All-Midwest team ... helped lead team to 2003 Division 3 state title, making 33 catches for 1,024 yards and 13 TDs, along with 68 solo tackles, including 18 QB sacks ... also returned punts and kickoffs ... two-time team MVP ... nine-time letterwinner (three each in football and basketball, two in track and one in baseball) ... all-conference as a junior in the high jump, long jump, triple jump and 4x100 ... coach was John Nowak ... born 2/2/86 ... parents are Onie and Elizabeth.



# 2003 REVIEW

Season Notes/Honors .....	71
Final Statistics .....	72
Game-by-Game Team Statistics .....	74
Starting Lineups/.....	75
UW Players of the Week	
Game-by-Game Indiv. Offense .....	76
Game-by-Game Indiv. Defense .....	77
Game-by-Game Indiv. Spec. Teams .....	78
Miscellaneous UW Stats .....	79
Game Reviews .....	80



Lee Evans completed his Badger career in 2003 as the school's all-time career leader in receptions, receiving yards and receiving touchdowns.



# Season Review

## Several significant items to remember about the 2003 season:

**1** Wisconsin concluded its season with a 7-6 overall record and a 4-4 mark (T7th) in the Big Ten. The Badgers' league record was their best since 2000.

**2** Wisconsin qualified for its ninth bowl game (Music City) in the past 11 seasons, joining Michigan and Ohio State as the only three Big Ten teams to play at least nine bowl games in the past 11 years.

**3** Wisconsin has won at least seven games in nine of the past 11 seasons, joining Michigan and Ohio State as the only Big Ten teams to accomplish that feat.

**4** WR Lee Evans and DB Jim Leonhard both garnered All-America mention. Evans was a second-team choice of collegefootballnews.com and an honorable mention selection by SI.com. Leonhard earned first-team mention from ESPN.com.


**5** Only twice in Big Ten history has a team had a 200-yard rusher and a 200-yard receiver in the same game. It happened for the Badgers both times in 2003. RB Anthony Davis rushed for 247 yards and Lee Evans piled up 214 receiving yards against Akron on Sept. 6. Later in the season, RB Dwayne Smith rushed for 207 yards and Evans set a school record with 258 receiving yards against 21st-ranked Michigan State on Nov. 15.

**6** QB Jim Sorgi's 99-yard touchdown pass to WR Lee Evans vs. Akron was a record-setting play. It set the school record for longest play from scrimmage, tied the Big Ten record for longest pass completion and tied the NCAA record for longest play from scrimmage (it was only the 14th 99-yard pass completion and 19th 99-yard play from scrimmage in NCAA history).

**7** Wisconsin's four Big Ten defeats in 2003 came by a total of just 21 points (5.3 per game). No. 13 Purdue kicked a game-winning field goal with three seconds left; No. 24 Minnesota kicked a game-winning field goal as time ran out; and Iowa prevented the Badgers from scoring on a last-minute drive that could have won the game for UW.

**8** The Badgers rolled up 630 yards in total offense and 385 passing yards against Michigan State on Nov. 15. Both figures are third-highest in school history. UW also tied a school record with five TD passes against the Spartans.

**9** Wisconsin broke the school record for passing yardage in a season with 2,833. The old mark of 2,556 was set in 2001. Not coincidentally, WR Lee Evans was the Badgers' leading receiver those two seasons.



Quarterback Jim Sorgi set a Wisconsin career record for pass efficiency rating last season. One of the highlights of the 2003 campaign was Sorgi's five-touchdown pass performance (all to Lee Evans) against Michigan State.

**10** Wisconsin's victory over third-ranked Ohio State on Oct. 11 was its first over a top-five rated team since a 12-7 win over the No. 3 Buckeyes on Nov. 15, 1986.

**11** Coach Barry Alvarez and four Badger players were selected to participate in various postseason all-star games. LB Alex Lewis (East-West Shrine game) and DB Ryan Aiello (Las Vegas All-American Classic) were both chosen for games in early January. Lewis was also invited to play for Alvarez (head coach for the North team in The Villages Gridiron Classic) with LB Jeff Mack and QB Jim Sorgi.

**12** Wisconsin's 56-21 victory over Michigan State on Nov. 15 gave the Badgers their most lopsided win since a 41-3 verdict over Iowa on Nov. 13, 1999.

**13** Wisconsin is 53-5 during the Alvarez era (3-1 in 2003) in games in which it rushes the ball at least 50 times.

**14** The Badgers began the 2003 season by going 6-1, their best start through seven games since the 1998 squad put together a 7-0 mark. Wisconsin also won its first two conference road games for the first time since 1950.

## 2003 HONORS

### ALL-AMERICANS

Lee Evans, Sr., WR (2nd team, collegefootballnews.com; HM, SI.com)  
Jim Leonhard, Jr., DB (1st team, ESPN.com)

### ALL-BIG TEN

Lee Evans, Sr., WR (1- media and coaches)  
Jim Leonhard, So., DB (1- media and coaches)  
Anttaj Hawthorne, Jr., DL (1- media, 2- coaches)  
Alex Lewis, Sr., LB (1- coaches, 2- media)  
Dan Buenning, Jr., OG (2- media, HM- coaches)  
Donovan Raiola, So., C (HM- coaches and media)  
Jeff Mack, Sr., LB (HM- coaches)  
Dwayne Smith, So., RB (HM- media)

### BIG TEN PLAYER OF THE WEEK

Lee Evans vs. Akron (offense)  
Dwayne Smith vs. Illinois (offense)  
Jim Leonard vs. Penn State (special teams)  
Alex Lewis vs. Purdue (defense)  
Jim Leonhard vs. Northwestern (defense)  
Lee Evans vs. Michigan State (offense)

### ACADEMIC ALL-BIG TEN

Nick Cochart  
Matt Gajda  
Jim Leonhard  
Alex Lewis  
Mike Lorenz  
Joe Monty  
Jason Palermo  
Jason Pociask  
Levonnie Rowan  
Scott Starks  
Joe Stellmacher  
John Stocco  
Jake Wood  
Mark Zalewski

### CoSIDA ACADEMIC ALL-AMERICA

Jim Leonhard (second team)

### TEAM AWARDS

MVP: Lee Evans  
Scholastic: Jeff Mack  
Coaches Appreciation (defense): Anttaj Hawthorne  
Coaches Appreciation (offense): Jim Sorgi  
Special Teams: Jim Leonhard  
Rookie of the Year: Booker Stanley  
Scout Team Player of Year (off.): Tyler Donovan  
Scout Team Player of Year (def.): Jamal Cooper

# 2003 Statistics

Date	Opponent	Score	Overall Record	Big Ten Record	Time	Attend	Score By Quarters					
							1	2	3	4	Total	
Aug. 30	at West Virginia	W 24-17	1-0-0	0-0-0	3:20	60,663						
Sept. 6	AKRON	W 48-31	2-0-0	0-0-0	3:15	75,401	Wisconsin	97	100	64	94	355
Sept. 13	UNLV	L 5-23	2-1-0	0-0-0	3:00	78,043	Opponents	70	86	82	68	306
Sept. 20	NORTH CAROLINA	W 38-27	3-1-0	0-0-0	3:20	77,439						
Sept. 27	at Illinois*	W 38-20	4-1-0	1-0-0	3:10	58,495						
Oct. 4	at Penn State*	W 30-23	5-1-0	2-0-0	3:31	107,851						
Oct. 11	OHIO STATE*	W 17-10	6-1-0	3-0-0	3:00	79,793						
Oct. 18	PURDUE*	L 23-26	6-2-0	3-1-0	3:30	79,541						
Oct. 25	at Northwestern*	L 7-16	6-3-0	3-2-0	3:06	36,233						
Nov. 8	at Minnesota*	L 34-37	6-4-0	3-3-0	3:08	59,543						
Nov. 15	MICHIGAN STATE*	W 56-21	7-4-0	4-3-0	3:05	79,256						
Nov. 22	IOWA*	L 21-27	7-5-0	4-4-0	3:30	79,931						
Dec. 31	vs. Auburn (Music City Bowl)	L 14-28	7-6-0	4-4-0	3:26	55,109						

\* indicates conference game

Home games in CAPS

TEAM STATISTICS				WIS	OPP	RUSHING	GP	Att	Gain	Loss	Net	Avg	TD	Long	Avg/G
SCORING (ppg)				355 (27.3)	306 (23.5)	Smith	13	165	902	45	857	5.2	9	60	65.9
FIRST DOWNS				269	237	Davis, A.	8	116	714	32	682	5.9	7	45	85.2
Rush/Pass/Penalty				136/123/10	101/123/13	Stanley	12	133	560	37	523	3.9	5	29	43.6
RUSHING YARDAGE				2301	1846	Bernstein	13	29	120	0	120	4.1	0	12	9.2
Yards gained rushing				2699	2204	Schabert	12	25	98	24	74	3.0	0	13	6.2
Yards lost rushing				398	358	Pettus	8	12	32	3	29	2.4	0	6	3.6
Rushing Attempts				573	468	Evans	13	4	26	0	26	6.5	0	16	2.0
Average Per Rush				4.0	3.9	Fuller	2	4	24	0	24	6.0	0	12	12.0
Average Per Game				177.0	142.0	Mason	11	3	22	5	17	5.7	0	13	1.5
TDs Rushing				23	21	Williams	13	2	4	5	-1	-0.5	0	4	-0.1
PASSING YARDAGE				2833	2774	Sorgi	12	67	196	206	-10	-0.1	2	18	-0.8
Att-Comp-Int				332-184-13	423-228-12	Team	7	9	0	11	-11	-1.2	0	0	-1.6
Average Per Pass				8.5	6.6	Stocco	3	2	1	14	-13	-6.5	0	1	-4.3
Average Per Catch				15.4	12.2	Morse	13	2	0	16	-16	-8.0	0	0	-1.2
Average Per Game				217.9	213.4	<b>Total</b>	<b>13</b>	<b>573</b>	<b>2699</b>	<b>398</b>	<b>2301</b>	<b>4.0</b>	<b>23</b>	<b>60</b>	<b>170.0</b>
TDs Passing				18	13	<b>Opponents</b>	<b>13</b>	<b>468</b>	<b>2204</b>	<b>358</b>	<b>1846</b>	<b>3.9</b>	<b>21</b>	<b>56</b>	<b>142.0</b>
TOTAL OFFENSE				5134	4620	<b>PASSING</b>	<b>GP</b>	<b>Effic</b>	<b>Att-Cmp-Int</b>	<b>Pct</b>	<b>Yds</b>	<b>TD</b>	<b>Lng</b>	<b>Avg/G</b>	
Total Plays				905	891	Sorgi	12	148.06	248-140-9	56.5	2251	17	99	187.6	
Average Per Play				5.7	5.2	Schabert	12	100.53	65-33-4	50.8	441	1	79	36.8	
Average Per Game				394.9	355.4	Stocco	3	119.60	17-10-0	58.8	123	0	49	41.0	
KICK RET.-YDS. (avg)				41-738 (18.0)	63-1339 (21.3)	Team	7	0.00	1-0-0	0.0	0	0	0	0.0	
PUNT RET.-YDS. (avg)				37-530 (14.3)	25-233 (9.3)	Evans	13	251.20	1-1-0	100.0	18	0	18	1.4	
INT RETURNS: #-YARDS				12-202	13-158	<b>Total</b>	<b>13</b>	<b>137.16</b>	<b>332-184-13</b>	<b>55.4</b>	<b>2833</b>	<b>18</b>	<b>99</b>	<b>217.9</b>	
INT RETURN AVERAGE				16.8	12.2	<b>Opponents</b>	<b>13</b>	<b>113.46</b>	<b>423-228-12</b>	<b>53.9</b>	<b>2774</b>	<b>13</b>	<b>73</b>	<b>213.4</b>	
FUMBLES-LOST				23-12	18-10	<b>RECEIVING</b>	<b>GP</b>	<b>No.</b>	<b>Yds</b>	<b>Avg</b>	<b>TD</b>	<b>Long</b>	<b>Avg/G</b>		
PENALTIES-YDS. (avg)				66-493 (37.9)	83-652 (50.2)	Evans	13	64	1213	19.0	13	99	93.3		
PUNTS-YARDS				62-2521	76-3018	Williams	13	49	649	13.2	1	75	49.9		
Average Per Punt				40.7	39.7	Charles	13	20	310	15.5	2	40	23.8		
Net punt average				36.9	32.7	Daniels	13	15	193	12.9	2	27	14.8		
TIME OF POSSESSION/GAME				31:49	28:11	Smith	13	9	121	13.4	0	37	9.3		
3RD-DOWN CONV. (pct)				78/181 (.43)	68/194 (.35)	Bernstein	13	8	79	9.9	0	28	6.1		
4TH-DOWN CONV. (pct)				4/14 (.29)	9/17 (.53)	Orr	13	7	117	16.7	0	30	9.0		
SACKS BY-YARDS				32-227	37-208	Davis, A.	8	3	54	18.0	0	30	6.8		
MISC YARDS				55	62	Stanley	12	3	15	5.0	0	8	1.2		
TOUCHDOWNS SCORED				45	36	Mason	11	1	19	19.0	0	19	1.7		
FIELD GOALS-ATTEMPTS				13-21 (61.9)	19-23 (82.6)	Paciotti	13	1	18	18.0	0	18	1.4		
PAT-ATTEMPTS				42-44 (95.4)	33-36 (91.7)	Sorgi	12	1	18	18.0	0	18	1.5		
						White	12	1	17	17.0	0	17	1.4		
						Brown	9	1	5	5.0	0	5	0.6		
						Pociask	13	1	5	5.0	0	5	0.4		
						<b>Total</b>	<b>13</b>	<b>184</b>	<b>2833</b>	<b>15.4</b>	<b>18</b>	<b>99</b>	<b>217.9</b>		
						<b>Opponents</b>	<b>13</b>	<b>228</b>	<b>2774</b>	<b>12.2</b>	<b>13</b>	<b>73</b>	<b>213.4</b>		

SCORING	TD	FGs	PAT				DXP	Saf	Pts
			Kick	Rush	Rcv	Pass			
Evans	13	0-0	0-0	0-0	0	0-0	0	0	78
Allen	0	9-12	32-34	0-0	0	0-0	0	0	59
Smith	9	0-0	0-0	1-1	0	0-0	0	0	54
Davis, A.	7	0-0	0-0	0-0	0	0-0	0	0	42
Stanley	5	0-0	0-0	0-0	0	0-0	0	0	30
Campbell	0	4-9	10-10	0-0	0	0-0	0	0	22
Daniels	2	0-0	0-0	0-0	1	0-0	0	0	14
Leonhard	2	0-0	0-0	0-0	0	0-0	0	0	12
Charles	2	0-0	0-0	0-0	0	0-0	0	0	12
Sorgi	2	0-0	0-0	0-1	0	1-1	0	0	12
Williams	1	0-0	0-0	0-0	0	0-0	0	0	6
Timbers	1	0-0	0-0	0-0	0	0-0	0	0	6
Mack	1	0-0	0-0	0-0	0	0-0	0	0	6
Lewis, A.	0	0-0	0-0	0-0	0	0-0	0	1	2
<b>Total</b>	<b>45</b>	<b>13-21</b>	<b>42-44</b>	<b>0-0</b>	<b>1</b>	<b>1-1</b>	<b>0</b>	<b>1</b>	<b>355</b>
<b>Opponents</b>	<b>36</b>	<b>19-23</b>	<b>33-36</b>	<b>0-0</b>	<b>0</b>	<b>0-0</b>	<b>0</b>	<b>0</b>	<b>306</b>

TOTAL OFFENSE	G	Plays	Rush	Pass	Total	Avg/G
Sorgi	12	315	-10	2251	2241	186.8
Smith	13	165	857	0	857	65.9
Davis, A.	8	116	682	0	682	85.2
Stanley	12	133	523	0	523	43.6
Schabert	12	90	74	441	515	42.9
Bernstein	13	29	120	0	120	9.2
Stocco	3	19	-13	123	110	36.7
Evans	13	5	26	18	44	3.4
Pettus	8	12	29	0	29	3.6
Fuller	2	4	24	0	24	12
Mason	11	3	17	0	17	1.5
Williams	13	2	-1	0	-1	-0.1
team	7	10	-11	0	-11	-1.6
Morse	13	2	-16	0	-16	-1.2
<b>Total</b>	<b>13</b>	<b>905</b>	<b>2301</b>	<b>2833</b>	<b>5134</b>	<b>394.9</b>
<b>Opponents</b>	<b>13</b>	<b>891</b>	<b>1864</b>	<b>2774</b>	<b>4620</b>	<b>355.4</b>

PUNT RETURNS	No.	Yds	Avg	TD	Long
Leonhard	34	470	13.8	2	65
Lewis, A.	2	38	19.0	0	0
Williams	1	22	22.0	0	18
Timbers	0	0	0.0	1	0
<b>Total</b>	<b>37</b>	<b>530</b>	<b>14.3</b>	<b>3</b>	<b>65</b>
<b>Opponents</b>	<b>25</b>	<b>233</b>	<b>9.3</b>	<b>0</b>	<b>38</b>

INTERCEPTIONS	No.	Yds	Avg	TD	Long
Leonhard	7	98	14.0	0	54
Williams	1	23	23.0	0	23
Starks	1	26	26.0	0	26
McCorison	1	33	33.0	0	33
Aiello	1	22	22.0	0	22
Cowans	1	0	0.0	0	0
<b>Total</b>	<b>12</b>	<b>202</b>	<b>16.8</b>	<b>0</b>	<b>54</b>
<b>Opponents</b>	<b>13</b>	<b>158</b>	<b>12.2</b>	<b>0</b>	<b>39</b>


KICK RETURNS	No.	Yds	Avg	TD	Long
Williams	29	626	21.6	0	55
Bernstein	5	60	12.0	0	20
Mason	3	46	15.3	0	17
Stanley	1	3	3.0	0	3
Pociask	1	3	3.0	0	3
Sanders	1	0	0.0	0	0
Smith	1	0	0.0	0	0
<b>Total</b>	<b>41</b>	<b>738</b>	<b>18.0</b>	<b>0</b>	<b>55</b>
<b>Opponents</b>	<b>63</b>	<b>1339</b>	<b>21.3</b>	<b>1</b>	<b>97</b>

PUNTING	No.	Yds	Avg	Long	TB	FC	I20	Blkd
Morse	62	2521	40.7	52	11	9	15	0
<b>Total</b>	<b>62</b>	<b>2521</b>	<b>40.7</b>	<b>52</b>	<b>11</b>	<b>9</b>	<b>15</b>	<b>0</b>
<b>Opponents</b>	<b>76</b>	<b>3018</b>	<b>39.7</b>	<b>64</b>	<b>11</b>	<b>11</b>	<b>16</b>	<b>2</b>

DEFENSE	UT	AT	TT	TFL	QBS	PBU	QBH	FR
Mack	45	53	98	6.5-13	1.0-4	1	5	1-55
Leonhard	63	35	98	4.0-14	1.0-8	5	0	1-0
Lewis, A.	46	43	89	16.5-76	9.0-64	3	6	0-0
Aiello	35	46	81	4.5-6	0-0	2	0	1-0
Hawthorne	31	44	75	20.0-54	4.0-17	1	5	0-0
Starks	39	21	60	0.5-1	0-0	18	0	0-0
Welsh	19	31	50	11.5-71	8.0-64	2	5	1-0
Rowan	25	20	45	1.0-2	0-0	6	0	0-0
Jones	19	21	40	3.5-26	0-0	0	3	1-0
Brooks	15	16	31	2.0-12	1.0-9	3	0	0-0
Jefferson	8	22	30	2.0-10	1.0-8	0	0	0-0
McCorison	11	16	27	2.5-11	1.0-9	0	2	0-0
Cowans	18	6	24	0-0	0-0	5	0	0-0
Timbers	7	14	21	2.5-16	2.0-15	0	2	0-0
Watkins	7	11	18	0.5-0	0-0	0	0	0-0
Goode	7	9	16	0.5-0	0-0	0	1	0-0
Stellmacher	7	9	16	2.5-7	1.0-4	2	0	0-0
Catalano	5	7	12	1.0-3	0-0	0	1	1-0
Bell	9	3	12	0-0	0-0	0	0	0-0
Brown	4	7	11	0-0	0-0	0	0	0-0
Monty	3	6	9	0-0	0-0	0	0	0-0
Zalewski	4	4	8	0-0	0-0	0	0	0-0
Sanders	4	3	7	0-0	0-0	0	0	0-0
Thomas	0	7	7	1.0-2	0-0	0	0	0-0
Barrett	4	2	6	1.0-2	0-0	0	0	0-0
Hampton	3	3	6	0-0	0-0	0	0	0-0
Rogers	2	4	6	0-0	0-0	0	0	0-0
Bernstein	2	2	4	0-0	0-0	0	0	0-0
White	0	4	4	0-0	0-0	0	0	0-0
Katula	2	1	3	0-0	0-0	0	0	2-0
Williams	3	0	3	0-0	0-0	3	0	0-0
Cochart	1	1	2	1.0-1	0-0	0	0	0-0
Ellestad	2	0	2	0-0	0-0	0	0	0-0
Pociask	1	1	2	0-0	0-0	0	0	0-0
Allen	1	0	1	0-0	0-0	0	0	0-0
Clinkscale	0	1	1	0-0	0-0	0	0	0-0
White	1	0	1	0-0	0-0	0	0	0-0
Lewis, T.	1	0	1	0-0	0-0	0	0	0-0
Paciotti	1	0	1	0-0	0-0	0	0	0-0
Davis, M.	1	0	1	0-0	0-0	0	0	0-0
Schabert	0	1	1	0-0	0-0	0	0	0-0
Orr	1	0	1	0-0	0-0	0	0	0-0
Daniels	1	0	1	0-0	0-0	0	0	0-0
Charles	1	0	1	0-0	0-0	0	0	0-0
Buenning	1	0	1	0-0	0-0	0	0	0-0
Lorenz	1	0	1	0-0	0-0	0	0	0-0
Morse	1	0	1	0-0	0-0	0	0	0-0
<b>Total</b>	<b>462</b>	<b>474</b>	<b>936</b>	<b>84-327</b>	<b>32-227</b>	<b>52</b>	<b>31</b>	<b>10-55</b>
<b>Opponents</b>	<b>487</b>	<b>526</b>	<b>1013</b>	<b>97-355</b>	<b>37-208</b>	<b>43</b>	<b>18</b>	<b>12-62</b>

# 2003 Game-by-Game Statistics

Team (A.P. Rank)	Score	Rushing Att.-Yd.-TD	Passing C-A-Int.-TD-Yds.	Total Offense	1st Dns.	3rd-Dn. Conv.	4th-Dn. Conv.	Punt	Punt Ret.	Kick Ret.	Fum.	Pen.	Time Poss.
Wisconsin (21)	24	45-223- 1	20-34-0-1-215	79-438	26	4-14 (.286)	0-1 (.000)	5-40.2	4-57	2-40	2-0	6-30	34:00
at West Virginia	17	38-162- 2	15-26-0-0-138	64-300	14	4-14 (.286)	0-2 (.000)	7-34.9	2-6	5-146	1-0	7-41	26:00
Wisconsin (18)	48	44-310-4	14-25-1-2-281	69- 591	25	5-12 (.417)	1-1 (1.000)	4-41.0	2-32	5-46	3-1	7-60	28:54
Akron	31	40-162-3	31-52-2-1-372	92- 534	29	6-18 (.333)	1-3 (.333)	4-33.5	2-47	7-134	1-0	2-15	31:06
Wisconsin (14)	5	42-52-0	13-30-2-0-239	72-291	17	3-13 (.231)	0-3 (.000)	4-37.8	3-42	3-38	4-3	6-42	31:38
UNLV	23	37-94-0	12-25-0-2-93	62-187	11	5-16 (.313)	0-1 (.000)	9-39.2	2-57	2-32	2-1	12-94	28:22
Wisconsin	38	50- 209- 3	12-20-2-2-193	70- 402	22	7-13 (.538)	1-1 (1.000)	4- 45.0	3- 11	3- 42	2- 0	5-45	35:50
North Carolina	27	25- 110- 1	12-24-1-1-199	56- 309	16	3-11 (.273)	1-1 (1.000)	3- 32.7	1- 3	6- 246	2- 2	9-73	24:10
Wisconsin	38	63-307-5	7-12-0-0-131	76-438	26	10-15 (.667)	0-1 (.000)	2-39.5	1-18	4-94	0-0	3- 25	36:57
at Illinois	20	21-64-1	23-41-1-1-207	62-271	20	4-12 (.333)	1-2 (.500)	4-36.0	1-4	7-179	0-0	5- 40	23:03
Wisconsin	30	51-234-1	9-26-0-2-140	77-374	22	7-17 (.412)	0-1 (.000)	7-41.9	3-82	2-68	1-1	8-66	33:56
at Penn State	23	28-45-1	22-44-0-2-379	72-424	21	7-16 (.438)	0-0 (---)	5-43.8	2-27	4-49	4-3	2-12	26:04
Wisconsin (23)	17	48-141-1	7-10-1-1-158	58-299	13	7-14 (.500)	0-0 (---)	6-40.0	2-26	2-38	2-1	3-15	34:11
Ohio State (3)	10	26-69-0	14-26-1-1-202	52-271	12	3-12 (.250)	1-1 (1.000)	7-44.3	3-1	2-27	2-1	7-51	25:49
Wisconsin (14)	23	34-97-1	11-18-1-0-196	52-293	12	5-11 (.455)	0-0 (---)	5-41.8	3-99	5-128	3-3	8-55	23:36
Purdue (13)	26	38-66-1	38-55-0-1-411	93-477	27	8-19 (.421)	0-1 (.000)	5-44.6	3-31	5-72	1-1	5-45	36:24
Wisconsin (20)	7	38-135-1	20-36-1-0-193	74-328	19	5-16 (.313)	0-1 (.000)	8-40.8	5-39	1-22	0-0	7-50	29:17
at Northwestern	16	52-245-1	10-13-2-1-176	75-421	20	5-17 (.294)	2-3 (.667)	7-42.6	4-32	2-35	1-0	4-25	30:43
Wisconsin	34	32-119-0	23-34-1-4-305	66-424	27	9-15 (.600)	0-0 (---)	3-40.0	2-46	4-72	1-0	1-5	31:06
at Minnesota (24)	37	55-336-4	11-17-0-0-159	72-495	25	8-13 (.615)	0-0 (---)	3-40.0	0-0	7-120	0-0	7-77	28:54
Wisconsin	56	39-245-3	17-26-0-5-385	65-630	25	8-12 (.667)	0-0 (---)	3-38.7	3-36	3-6	1-1	5-45	30:31
Michigan State (21)	21	34-95-1	17-33-2-2-215	67-310	18	7-17 (.412)	0-0 (---)	7-37.3	1-11	9-169	0-0	11-86	29:29
Wisconsin	21	50-171-3	14-31-3-0-194	81-365	17	2-15 (.133)	1-4 (.250)	7-39.4	3-7	2-45	2-1	3-30	32:45
Iowa (17)	27	34-201-2	8-27-2-1-66	61-267	9	2-15 (.133)	0-0 (---)	10-38.8	2-8	3-66	2-1	4-27	27:15
Wisconsin	14	37-58-0	17-29-1-1-203	66-261	18	6-14 (.429)	1-1 (1.000)	4-38.5	3-35	5-99	2-1	4-25	31:00
Auburn	28	40-197-4	11-23-1-0-157	63-354	15	6-14 (.429)	3-3 (1.000)	5-45.2	2-6	4-64	0-0	8-66	29:00



# 2003 Starters By Game

## Offense

Player	WVU	Akron	UNLV	UNC	Illinois	Penn St.	Ohio St.	Purdue	N'westn	Minn.	MSU	Iowa	Auburn
QB	Sorgi	Sorgi	Sorgi	Sorgi	Sorgi	Sorgi	Sorgi	Sorgi	Schabert	Sorgi	Sorgi	Sorgi	Sorgi
RB	A. Davis	A. Davis	A. Davis	Smith	Smith	A. Davis	Smith	A. Davis	A. Davis	Smith	Smith	A. Davis	A. Davis
FB	Pociask*	Pociask*	Bernstein	Bernstein	Pociask*	Pociask*	Pettus**	Bernstein	Bernstein	Bernstein	Bernstein	Orr***	Bernstein
WR	Evans	Evans	Evans	Evans	Evans	Evans	Evans	Evans	Evans	Evans	Evans	Evans	Evans
WR	Williams	Williams	Pociask*	Williams	Williams	Williams	Williams	Williams	Williams	Williams	Williams	Williams	Williams
TE	Paciotti	Paciotti	Paciotti	Paciotti	Paciotti	Paciotti	Mason***	Paciotti	Paciotti	Paciotti	Paciotti	Charles****	Charles***
LT	M. Davis	M. Davis	M. Davis	M. Davis	M. Davis	M. Davis	M. Davis	M. Davis	M. Davis	M. Davis	M. Davis	M. Davis	M. Davis
LG	Buenning	Buenning	Buenning	Buenning	Buenning	Buenning	Buenning	Buenning	Buenning	Buenning	Buenning	Buenning	Buenning
C	Raiola	Raiola	Raiola	Raiola	Raiola	Raiola	Raiola	Raiola	Raiola	Raiola	Raiola	Raiola	Raiola
RG	Clinkscale	Clinkscale	Clinkscale	Clinkscale	Clinkscale	Clinkscale	Clinkscale	Clinkscale	Clinkscale	Clinkscale	Clinkscale	Clinkscale	Clinkscale
RT	Lorenz	Lorenz	Lorenz	Lorenz	Lorenz	Lorenz	Lorenz	Lorenz	Lorenz	Lorenz	Lorenz	Lorenz	Lorenz

\*second tight end

\*\*second running back

\*\*\*third receiver

\*\*\*\*fourth receiver

## Defense

Player	WVU	Akron	UNLV	UNC	Illinois	Penn St.	Ohio St.	Purdue	N'westn	Minn.	MSU	Iowa	Auburn
LE	Jones	Welsh	Welsh	Jones	Jones	Jones	Jones	Welsh	Welsh	Cochart	A. Lewis	Jones	Thomas
LT	Hawthorne	Hawthorne	Hawthorne	Hawthorne	Hawthorne	Hawthorne	Hawthorne	Hawthorne	Hawthorne	Hawthorne	Hawthorne	Hawthorne	Hawthorne
RT	Jefferson	Jefferson	Jefferson	Jefferson	Jefferson	Jefferson	Jefferson	Jefferson	Jefferson	Jefferson	Rowan*	Jefferson	Jefferson
RE	Welsh	Cochart	Jones	Welsh	Welsh	Welsh	Welsh	Jones	Jones	Jones	Jones	Welsh	Welsh
LB	Mack	Mack	Mack	Mack	Mack	Mack	Mack	Mack	Mack	Mack	Mack	Mack	Mack
LB	A. Lewis	A. Lewis	A. Lewis	A. Lewis	A. Lewis	A. Lewis	Goode	A. Lewis	A. Lewis	A. Lewis	Aiello	McCorison	A. Lewis
OLB	Timbers	Timbers	Timbers	Catalano	Catalano	Timbers	Timbers	Timbers	Cowans*	Watkins	Zalewski	A. Lewis	Watkins
LC	Starks	Starks	Rowan	Starks	Starks	Starks	Starks	Starks	Starks	Starks	Starks	Starks	Starks
SS	Aiello	Aiello	Stellmacher	Aiello	Aiello	Aiello	Aiello	Aiello	Aiello	Aiello	Brooks	Aiello	Brooks
FS	Leonhard	Leonhard	Leonhard	Leonhard	Leonhard	Leonhard	Leonhard	Leonhard	Leonhard	Leonhard	Leonhard	Leonhard	Leonhard
RC	B. Bell	B. Bell	B. Bell	Rowan	Rowan	Rowan	Rowan	Rowan	Rowan	Cowans	Cowans	Cowans	Rowan

\*fifth defensive back

## 2003 UW PLAYERS OF THE WEEK

Opponent	Offense	Defense	Special Teams	Scout Offense	Scout Defense
West Virginia	Sorgi	Bell	Lewis	Donovan	Cribbs
Akron	A. Davis/Evans	Welsh	Campbell	Nieforth	Cooper
UNLV	Buenning	Hawthorne/Stellmacher	Lewis	Turner	Jordan
North Carolina	Evans/St Stanley	Hawthorne	Morse	Flowers	Strickland
Illinois	Smith	Jones/Starks	Allen	Fuller	Kamoku
Penn State	Stanley	Lewis	Leonhard	Zepplin	Gillen
Ohio State	Schabert/St Stanley	Hawthorne	Punt team	Weininger	Kelly
Purdue	Evans	Lewis	Williams	Fuller	Hogan
Northwestern	Williams	Hawthorne	Brooks	Kaye	Ostrowski
Minnesota	Sorgi	Jones	Brown	Van Someren	Hubbard
Michigan State	Evans/Sorgi	Lewis	McCorison	Kaye	Yentz
Iowa	Stocco	Starks	Leonhard	Donovan	Strickland

# 2003 Game-by-Game Offense

## Rushing by game (Attempts-Yards-TDs)

	WVU	Akron	UNLV	UNC	Illinois	Penn St.	Ohio St.	Purdue	N'westn	Minn.	Mich. St.	Iowa	Auburn
Bernstein	1-3-0		2-5-0	4-16-0	5-29-0	3-17-0	2-5-0		3-13-0		4-20-0	4-10-0	1-2-0
Davis, A.	30-167-1	29-247-3	2-11-0	DNP	DNP	8-35-0	DNP	18-96-1	5-39-0	DNP	DNP	7-10-2	17-77-0
Evans										1-7-0			3-19-0
Fuller	DNP		DNP	DNP	DNP	DNP	DNP	DNP	DNP	DNP	4-24-0	DNP	DNP
Mason	DNP	1-13-0		DNP		1-9-0			1-(-5)-0				
Morse			1-(-10)-0		1-(-6)-0								
Pettus			2-0-0		6-20-0	1-2-0					3-7-0		
Schabert							3-16-0	3-(-13)-0	13-57-0			6-14-0	
Smith, D.	4-6-0	6-47-1	18-92-0	15-73-0	34-193-3	9-56-0	5-(-1)-0	3-3-0	10-31-1	7-30-0	21-207-3	29-119-1	4-1-0
Sorgi	9-47-0	5-(-8)-0	10-(-66)-0	3-1-0	4-17-2	5-(-4)-0	5-1-0	9-13-0	DNP	3-10-0	2-(-13)-0	2-18-0	10-(-26)-0
Stanley		3-11-0	6-25-0	28-119-3	12-55-0	24-119-1	31-125-1	1-(-2)-0	5-1-0	20-68-0	3-2-0	DNP	
Stocco	DNP	DNP	DNP	DNP	DNP	DNP	DNP	DNP	DNP	DNP			1-(-14)-0
Williams			1-(-5)-0							1-4-0			

Career Bests (based upon yardage): Matt Bernstein (29 at Illinois, 9/27/03); Anthony Davis (301 vs. Minnesota, 11/23/02); Lee Evans (7 at Minnesota, 11/8/03); Phillip Fuller (24 vs. Michigan State 11/15/03); Ernest Mason (13 vs. Akron, 9/6/03); Jerone Pettus (82 vs. Indiana, 10/6/01); Matt Schabert (57 at Northwestern, 10/25/03); Dwayne Smith (193 at Illinois, 9/27/03); Jim Sorgi (47 vs. Indiana, 11/11/00 and West Virginia, 8/30/03); Booker Stanley (125 vs. Ohio State, 10/11/03); Brandon Williams (10 vs. Northern Illinois, 9/14/02)

## Receiving by game (Receptions-Yards-TDs)

	WVU	Akron	UNLV	UNC	Illinois	Penn St.	Ohio St.	Purdue	N'westn	Minn.	Mich. St.	Iowa	Auburn
Bernstein	1-2-0				1-6-0			1-28-0		1-16-0		3-19-0	1-8-0
Brown											1-5-0		
Charles		2-24-0	1-21-0	2-21-1				1-7-0		5-52-1	3-89-0	3-48-0	3-48-0
Daniels	3-41-0	1-7-0	1-8-0			2-25-0		1-11-0	2-15-0	3-70-2		1-2-0	1-14-0
Davis, A.	1-8-0			DNP	DNP		DNP	1-16-0		DNP	DNP	1-30-0	
Evans	7-70-1	9-214-2	2-58-0	5-80-1	4-45-0	3-50-1	1-79-1	3-76-0	6-90-0	6-66-1	10-258-5	4-76-0	4-51-1
Mason									1-19-0				
Orr		1-30-0	1-21-0	1-14-0		1-5-0	1-22-0		1-6-0				1-19-0
Paciotto				1-18-0									
Pociask					1-5-0								
Smith	1-5-0		2-48-0					1-24-0		2-16-0	1-21-0	1-1-0	1-6-0
Sorgi									DNP			1-18-0	
Stanley									1-2-0	2-13-0		DNP	
White								1-17-0					
Williams	7-89-0	1-6-0	6-83-0	3-60-0	1-75-0	3-60-1	5-57-0	2-17-0	9-61-0	4-72-0	2-21-0		6-57-0

Career Bests (based upon yardage): Mark Bell (3 at Michigan State, 10/26/02); Matt Bernstein (28 vs. Purdue, 10/18/03); Byron Brown (5 vs. Michigan State, 11/15/03); Darrin Charles (67 vs. Colorado, 12/28/02); Owen Daniels (70 at Minnesota, 11/8/03); Anthony Davis (30 vs. West Virginia, 9/7/02 and vs. Iowa 11/22/03); Lee Evans (228 vs. Michigan State, 10/27/01); Ernest Mason (19 at Northwestern, 10/25/03); Jonathan Orr (150 at UNLV, 8/31/02); Tony Paciotto (18 vs. North Carolina, 9/20/03); Jerone Pettus (35 vs. Northern Illinois, 9/14/02); Jason Pociask (5 at Illinois, 9/27/03); Dwayne Smith (48 vs. UNLV, 9/13/03); Jim Sorgi (18 vs. Iowa, 11/22/03); Booker Stanley (13 at Minnesota, 11/8/03); Brandon White (17 vs. Purdue, 10/18/03); Brandon Williams (125 vs. West Virginia, 9/7/02)

## Passing by game (Comp.-Att.-Pct.-Yards-TDs-Interceptions)

Opponent	Sorgi						Schabert						Stocco					
	PC-PA	Pct.	Yds.	TD	Int.		PC-PA	Pct.	Yds.	TD	Int.		PC-PA	Pct.	Yds.	TD	Int.	
at West Virginia	20-34	.588	215	1	0		DNP						DNP					
Akron	14-25	.560	281	2	1		0-0	.---	0	0	0		DNP					
UNLV	11-25	.440	222	0	2		2-5	.400	17	0	0		DNP					
North Carolina	12-20	.600	193	2	2		0-0	.---	0	0	0		DNP					
at Illinois	7-12	.583	131	0	0		0-1	.000	0	0	0		DNP					
at Penn State	9-26	.346	140	2	0		DNP						DNP					
Ohio State	5-7	.714	54	0	1		2-3	.667	104	1	0		DNP					
Purdue	6-9	.667	118	0	1		5-9	.556	78	0	0		DNP					
at Northwestern	DNP						20-36	.556	193	0	1		DNP					
at Minnesota	23-34	.676	305	4	1		DNP						DNP					
Michigan State	16-24	.667	380	5	0		0-0	.---	0	0	0		1-1	1.000	5	0	0	
Iowa	4-10	.400	43	0	0		4-11	.364	49	0	3		5-9	.556	84	0	0	
Auburn	13-21	.619	169	1	1		DNP						4-7	.571	34	0	0	

Career Bests (based upon yardage): Jim Sorgi (380 vs. Michigan State, 11/15/03); Matt Schabert (193 at Northwestern, 10/25/03); John Stocco (84 vs. Iowa, 11/22/03)

# 2003 Game-by-Game Defense

## Tackles by game (Solos-Assists-Total)


Player	WVU	Akron	UNLV	UNC	Illinois	Penn St.	Ohio St.	Purdue	N'westn	Minn.	Mich. St.	Iowa	Auburn
Aiello	1-5-6	5-6-11	1-1-2	2-1-3	1-5-6	6-4-10	2-3-5	2-5-7	5-5-10	8-2-10	2-4-6	0-5-5	
Allen	DNP	DNP	DNP	1-0-1									
Barrett						1-0-1	1-0-1	0-1-1	1-0-1			0-1-1	1-0-1
Bell, B.	6-1-7	2-1-3	1-1-2	DNP	DNP	DNP	DNP	DNP	DNP	DNP	DNP	DNP	DNP
Bernstein			0-1-1					1-1-2			1-0-1		
Brooks		3-1-4	1-0-1					2-5-7	2-2-4	2-1-3	3-2-5		2-5-7
Brown					1-2-3		0-1-1		1-2-3	0-2-2	1-0-1	1-0-1	
Buenning			1-0-1										
Catalano			2-3-5	0-1-1	3-6-6								DNP
Charles			1-0-1										
Clinkscale												0-1-1	
Cochart		1-1-2	DNP										DNP
Cowans	1-0-1				1-2-3	1-0-1		4-0-4	2-0-2	4-3-7	4-0-4	1-1-2	
Daniels							1-0-1						
Davis, M.												1-0-1	
Ellestad				1-0-1	DNP								1-0-1
Goode	0-1-1	1-1-2	2-0-2	0-1-1	0-1-1		1-1-2	1-1-2	0-1-1		1-2-3		1-0-1
Hampton													1-1-2
Hawthorne	2-3-5	1-5-6	1-6-7	2-6-8	3-1-4	0-1-1	2-2-4	2-2-4	6-7-13	4-2-6	4-2-6	1-2-3	2-3-5
Jefferson	0-3-3	1-1-2	0-4-4	0-2-2	2-0-2	0-1-1	2-3-5	1-1-2	0-2-2	0-1-1		1-2-3	1-2-3
Jones	1-3-4	DNP	1-3-4	1-3-4	3-1-4	3-0-3	0-1-1	1-2-3	1-4-5	3-3-6	3-0-3	2-1-3	DNP
Katula	1-0-1							1-0-1	0-1-1				
Leonhard	9-1-10	5-4-9	4-4-8	1-3-4	4-2-6	4-0-4	4-0-4	5-0-5	8-11-19	8-3-11	7-1-8	1-4-5	3-2-5
Lewis, A.	2-5-7	3-3-6	1-2-3	3-5-8	1-5-6	8-3-11	2-2-4	7-2-9	1-6-7	5-4-9	5-1-6	2-1-3	6-4-10
Lewis, T.													1-0-1
Lorenz										1-0-1			
Mack	7-2-9	5-9-14	2-7-9	1-4-5	4-5-9	4-0-4	2-3-5	8-3-11	2-5-7	4-4-8	4-1-5	1-2-3	1-8-9
McCorison		1-3-4	0-1-1	0-1-1	0-2-2	1-0-1		0-2-2		1-0-1	3-1-4	4-6-10	1-0-1
Monty	DNP	1-1-2								2-1-3	0-1-1	0-3-3	
Morse			1-0-1										
Orr								1-0-1					
Paciotti													1-0-1
Pociask	1-0-1			0-1-1									
Rogers						1-0-1	0-2-2	1-1-2		0-1-1			
Rowan			0-2-2	6-1-7	1-2-3	5-0-5	4-4-8	6-4-10	1-2-3	0-1-1			2-4-6
Sanders		1-2-3		1-0-1	1-0-1						1-0-1	0-1-1	
Schabert												0-1-1	
Starks	2-0-2	6-3-9	2-0-2	3-2-5	4-1-5	1-1-2	0-1-1	5-3-8	0-3-3	5-2-7	3-1-4	4-1-5	4-3-7
Stellmacher	1-1-2	2-4-6	3-2-5	1-0-1	0-2-2	DNP	DNP	DNP	DNP	DNP	DNP	DNP	DNP
Thomas													0-7-7
Timbers	3-0-3	2-1-3	0-1-1		0-1-1	1-2-3	1-1-2	0-4-4		0-3-3	0-1-1		DNP
Watkins	0-1-1	1-4-5			1-0-1			1-0-1	1-0-1	1-4-5			2-2-4
Welsh	1-4-5	3-3-6	2-2-4	1-5-6	1-2-3	3-1-4	2-4-6		2-4-6		2-1-3	3-3-6	0-1-1
White, B.						0-1-1		0-1-1		0-1-1		0-1-1	
White, J.									1-0-1				DNP
Williams										1-0-1	1-0-1		1-0-1
Zalewski		0-1-1				1-0-1		1-0-1	0-1-1	1-0-1	1-0-1	DNP	0-2-2

## Tackles for loss by game (Number-Yards)


Player	WVU	Akron	UNLV	UNC	Illinois	Penn St.	Ohio St.	Purdue	N'westn	Minn.	Mich. St.	Iowa	Auburn
Aiello	1-2	1-1		1-1			0.5-0			1-1	0.5-1		
Barrett								0.5-1				0.5-1	
Brooks								1-9			0.5-2		0.5-1
Catalano					1-3								
Cochart		1-1									0.5-0		
Goode											0.5-0		
Hawthorne	1-1	2-3	1-2	4-9	2-2	1-1	2-7	1-1	2-6	1-1	3.5-7	2-4	
Jefferson		1-8	1-1				0.5-1						
Jones	1-1			1-10	2-15				1.5-8	1-3			0.5-0
Leonhard	1-3								1.5-8	1-3			0.5-0
Lewis, A.	2-7	1-1	1-1		1-2	2-1		6.5-42			3.5-19	0.5-1	1.5-2
Mack	2-3	1-4	1-1	1-2		1-2			0.5-0		0.5-1	0.5-1	1-1
McCorison												2.5-11	
Rowan			1-1						0.5-1				
Starks						1-1							
Stellmacher			2-3	1-4		DNP	DNP	DNP	DNP	DNP	DNP	DNP	DNP
Thomas													1-2
Timbers		1-7				2-9							
Watkins													0.5-0
Welsh	1-6	1-10	1-1	1-12	1-2	3-11	1-4		0.5-1		2-20	1-4	

QB sacks (No.-Yds.): Robert Brooks (1-9 vs. Purdue); Anttaj Hawthorne (2-7 vs. Ohio State; 1-1 vs. Purdue; 1-9 vs. Michigan State); Jason Jefferson (1-8 vs. Akron); Darius Jones (1-10 vs. North Carolina; 2-15 at Illinois); Jim Leonhard (1-8 at Northwestern); Alex Lewis (1-7 at West Virginia; 5-39 vs. Purdue; 2-17 vs. Michigan State; 1-1 vs. Auburn); Jeff Mack (1-4 vs. Akron); Joe Stellmacher (1-4 vs. North Carolina); Kareem Timbers (1-7 vs. Akron; 1-8 at Penn State); Jonathon Welsh (1-6 at West Virginia; 1-10 vs. Akron; 1-12 vs. North Carolina; 1-8 at Penn State; 1-4 vs. Ohio State; 2-20 vs. Michigan State; 1-4 vs. Iowa)


# 2003 Game-By-Game Special Teams



R.J. Morse



Mike Allen



Brandon Williams



Jim Leonhard

## Punting (Att.-yds.-avg.)

Opponent	Morse
West Virginia	5-201-40.2
Akron	4-164-41.0
UNLV	4-151-37.8
North Carolina	4-192-48.0
Illinois	2-79-39.5
Penn State	7-293- 41.9
Ohio State	6-240-40.0
Purdue	5-209-41.8
Northwestern	8-326-40.8
Minnesota	3-120-40.0
Michigan State	3-116-38.7
Iowa	7-276-39.4
Auburn	4-154-38.5

Career Bests (longest punt): R.J. Morse (68 at Illinois, 2001)

## Field Goals (Made underlined)

Opponent	Allen	Campbell
West Virginia		44, 42, 29
Akron		<u>27</u> , <u>35</u>
UNLV		<u>27</u> , 47
North Carolina	<u>20</u>	
Illinois	<u>18</u>	
Penn State	<u>46</u> , 43	
Ohio State	<u>38</u>	
Purdue	<u>25</u>	
Northwestern		36, 40
Minnesota	<u>27</u> , <u>23</u>	
Michigan State	43	
Iowa	52	
Auburn	<u>20</u> , <u>35</u>	

Career Bests (longest field goal): Allen (50 vs. Fresno State, 2001); Campbell (42 at UNLV, 2002)

## Kickoff Returns (Att.-yds.-avg.)

Opponent	B. Williams	Bernstein	Mason
West Virginia	2-40-20.0		
Akron	1-20-20.0	2-23-11.5	
UNLV	2-27-13.5	1-11-11.0	
North Carolina	2-36-18.0	1-6-6.0	
Illinois	4-94-23.5		
Penn State	1-55-55.0		
Ohio State	1-18-18.0	1-20-20.0	
Purdue	5-128-25.6		
Northwestern	1-22-22.0		
Minnesota	2-39-19.5		2-33-16.5
Michigan State	2-3-3.0		
Iowa	2-45-22.5		
Auburn	5-99-19.8		

Career Bests (longest kick return): B. Williams (55 at Penn State, 2003); Bernstein (16 vs. Northern Illinois, 2002); Mason (17 at Minnesota, 2003); Stanley (3 vs. Akron, 2003); Pociask (3 vs. Michigan State, 2003)

## Punt Returns (Att.-yds.-avg.)

Opponent	Leonhard	B. Williams
West Virginia	3-32-10.7	
Akron	2-32-16.0	
UNLV	2-29-14.5	
North Carolina	3-11-3.7	
Illinois	1-18-18.0	
Penn State	3-82-27.3	
Ohio State	2-26-13.0	
Purdue	3-99-33.0	
Northwestern	5-39-7.8	
Minnesota	1-24-24.0	1-22-22.0
Michigan State	3-36-12.0	
Iowa	3-7-2.3	
Auburn	3-35-11.7	

Career Bests (longest punt return): Leonhard (65 (TD) at Penn State, 2003); B. Williams (22 at Minnesota, 2003)

# 2003 Miscellaneous Statistics

## LONG PLAYS

Scrimmage plays that gained at least 20 yds.

Type	UW	Opp.
Runs	18	21
Passes	39	30

Yds.	Description
99-P	Sorgi to Evans vs. Akron (TD)
79-P	Schabert to Evans vs. Ohio State (TD)
75-P	Sorgi to Evans vs. Michigan State (TD)
75-P	Sorgi to Williams at Illinois
70-P	Sorgi to Evans vs. Michigan State (TD)
60-R	Smith vs. Michigan State
49-P	Stocco to Evans vs. Iowa
47-P	Sorgi to Williams at Minnesota
45-P	Sorgi to Evans vs. Purdue
45-R	A. Davis vs. Akron
44-P	Sorgi to Evans vs. North Carolina (TD)
40-P	Sorgi to Charles vs. Michigan State
39-R	Smith vs. Michigan State
39-R	Smith at Illinois
39-P	Sorgi to Evans at UNLV
37-P	Sorgi to Smith at UNLV
36-R	A. Davis at West Virginia
34-R	Smith vs. Akron (TD)
32-P	Sorgi to Charles vs. Michigan State
31-P	Sorgi to Williams vs. North Carolina
30-P	Sorgi to Williams vs. Auburn
30-P	Schabert to A. Davis vs. Iowa
30-R	Smith vs. Iowa
30-P	Schabert to Evans at Northwestern
30-P	Sorgi to Evans at Northwestern (TD)
30-P	Sorgi to Orr vs. Akron
30-P	Sorgi to Williams at West Virginia
29-R	Stanley vs. Ohio State
28-R	A. Davis at Northwestern
28-R	A. Davis vs. Purdue (TD)
28-P	Schabert to Bernstein vs. Purdue
28-P	Sorgi to Williams vs. UNLV
27-P	Sorgi to Daniels at Minnesota (TD)
26-R	Smith vs. Michigan State (TD)
26-P	Sorgi to Daniels at Minnesota (TD)
25-P	Schabert to Williams vs. Ohio State
25-P	Sorgi to Williams vs. North Carolina
25-P	Sorgi to Williams vs. UNLV
25-P	Sorgi to Evans vs. Akron
25-R	A. Davis vs. Akron
24-R	A. Davis vs. Auburn
24-P	Sorgi to Smith vs. Purdue
24-R	Stanley vs. Ohio State
24-P	Sorgi to Williams at West Virginia
23-P	Stocco to Charles vs. Iowa
23-P	Sorgi to Evans vs. Michigan State
23-R	A. Davis vs. Akron
22-P	Sorgi to Orr vs. Ohio State
22-P	Sorgi to Williams at Penn State
21-P	Sorgi to Smith vs. Michigan State
21-R	A. Davis at West Virginia
21-P	Sorgi to Charles vs. UNLV
21-P	Sorgi to Orr vs. UNLV
20-R	Smith at Minnesota
20-P	Sorgi to Williams at Penn State (TD)
20-R	A. Davis vs. Akron (TD)
20-P	Sorgi to Evans at West Virginia (TD)

## 2003 Wisconsin Scoring Drives

### WEST VIRGINIA

Qtr.	Plays	Yds.	Time	Scoring Play
3	11	69	5:34	Campbell 29 FG
4	5	33	1:47	Evans 20 rec.
4	7	67	2:20	A. Davis 1 run

### AKRON

Qtr.	Plays	Yds.	Time	Scoring Play
1	5	65	1:44	A. Davis 10 run
1	12	80	5:01	A. Davis 20 run
1	4	-1	1:18	Campbell 27 FG
2	6	72	2:22	Evans 6 rec.
2	5	52	1:53	A. Davis 14 run
3	9	45	3:17	Campbell 35 FG
4	1	99	0:12	Evans 99 rec.
4	4	96	1:20	Smith 34 run

### UNLV

Qtr.	Plays	Yds.	Time	Scoring Play
2	5	41	1:51	Campbell 27 FG

### NORTH CAROLINA

Qtr.	Plays	Yds.	Time	Scoring Play
1	7	46	3:03	Stanley 5 run
1	3	3	1:21	Stanley 1 run
2	7	80	3:03	Evans 44 rec.
3	6	35	2:47	Stanley 2 run
4	11	80	6:09	Charles 17 rec.
4	4	8	2:23	Allen 20 FG

### ILLINOIS

Qtr.	Plays	Yds.	Time	Scoring Play
1	4	45	1:14	Smith 19 run
1	9	68	3:04	Smith 2 run
2	14	80	8:00	Sorgi 8 run
3	2	80	0:16	Smith 5 run
4	14	69	7:15	Sorgi 4 run
4	12	75	7:12	Allen 18 FG

### PENN STATE

Qtr.	Plays	Yds.	Time	Scoring Play
1	7	80	3:48	Evans 30 rec.
2	6	17	2:36	Allen 46 FG
2	4	23	0:25	Williams 20 rec.
4	13	80	7:02	Stanley 6 run

### OHIO STATE

Qtr.	Plays	Yds.	Time	Scoring Play
2	13	63	7:26	Stanley 23 run
3	6	18	3:10	Allen 38 FG
4	2	80	0:49	Evans 79 rec.

### PURDUE

Qtr.	Plays	Yds.	Time	Scoring Play
1	6	62	2:08	A. Davis 28 run
4	10	69	3:27	Allen 25 FG

### NORTHWESTERN

Qtr.	Plays	Yds.	Time	Scoring Play
2	7	52	2:49	Smith 18 run

### MINNESOTA

Qtr.	Plays	Yds.	Time	Scoring Play
1	17	75	7:43	Allen 27 FG
2	12	76	5:58	Allen 23 FG
2	5	65	0:36	Daniels 27 rec.
3	5	80	2:13	Evans 17 rec.
3	8	69	4:56	Charles 12 rec.
4	9	80	3:58	Daniels 26 rec.

### MICHIGAN STATE

Qtr.	Plays	Yds.	Time	Scoring Play
1	9	65	3:38	Evans 9 rec.
1	5	54	1:30	Smith 3 run
2	5	88	2:35	Evans 75 rec.
2	3	81	1:06	Evans 18 rec.
3	1	70	0:12	Evans 70 rec.
3	7	62	3:41	Evans 18 rec.
3	3	55	1:20	Smith 14 run
4	2	35	0:45	Smith 26 run

### IOWA

Qtr.	Plays	Yds.	Time	Scoring Play
1	2	5	0:42	A. Davis 1 run
1	10	80	4:55	A. Davis 4 run
2	6	36	2:46	Smith 1 run


### AUBURN

Qtr.	Plays	Yds.	Time	Scoring Play
2	14	65	6:58	Allen 20 FG
2	6	57	1:55	Allen 35 FG
4	8	52	3:57	Evans 12 rec.

# 2003 Game Reviews

## Wisconsin 24 West Virginia 17

Aug. 30 • Mountaineer Field • Morgantown, W. Va.



### GAME STATS

Score by Qtrs.	1	2	3	4	F
Wisconsin	7	0	3	14	24
West Virginia	10	0	7	0	17

#### 1st Quarter

WIS, 13:44: Timbers 0 punt return (Campbell kick); WVU, 11:20: Cooper 27 FG; WVU, 0:57: Wilson 10 run (Cooper kick)

#### 2nd Quarter

No scoring

#### 3rd Quarter

WVU, 11:10: Wilson 2 run (Cooper kick); WIS, 5:36: Campbell 29 FG

#### 4th Quarter

WIS, 13:02: Evans 20 pass from Sorgi (Campbell kick); WIS, 2:57: Davis 1 run (Campbell kick)

Team Statistics	WIS	WVU
First downs	26	14
Rushes-Yds.	45-223	38-162
Passing Yds.	215	138
Comp-Att-Int	20-34-0	15-26-0
Total Yds.	438	300
Punts-Avg.	5-40.2	7-34.9
Penalties-Yds.	6-30	7-41
Fumbles-Lost	2-0	1-0
Sacks By	2-13	0-0
3rd downs	4-14	4-14

#### Individual Statistical Leaders

RUSHING: UW, A. Davis 30-167, Sorgi 9-47; WVU, Wilson 24-99, R. Garvin 4-50. PASSING: UW, Sorgi 20-34-0-215; WVU, Marshall, 10-16-0-98, Hales, 5-10-0-40. RECEIVING: UW, Williams 7-89, Evans 7-70; WVU, Neal 4-45, Garvin 3-34, Alston 3-28.

MORGANTOWN, W. Va. — The Badgers scored 14 unanswered points in the fourth quarter to win their season opener on the road.

Anthony Davis scored the game-winning touchdown for Wisconsin on a one-yard run with 2:57 remaining. Davis ran for 167 yards and one touchdown on 30 carries.


Lee Evans added the other offensive touchdown for the Badgers, scoring on a 20-yard pass from Jim Sorgi in the opening minutes of the fourth quarter. Evans, who had not played in a game since Nov. 24, 2001 due to a knee injury, caught seven passes for 70 yards and one touchdown.

Sorgi notched his first career victory as a starter completing 20 of 34 passes for 215 yards and a touchdown.

Alex Lewis made two key defensive plays in the closing minutes to stop West Virginia's comeback attempt. With just under three minutes remaining, Lewis broke up a pass as the Mountaineers tried to convert on third down. On the following play, Lewis sacked West Virginia quarterback Rasheed Marshall on fourth down to seal the victory for the Badgers. Lewis also had a key play on special teams, blocking a West Virginia punt at the 13:44 mark in the first period. The punt was recovered by Kareem Timbers in the end zone giving Wisconsin an early 7-0 advantage.

## Wisconsin 48 Akron 31

Sept. 6 • Camp Randall Stadium • Madison, Wis.



### GAME STATS

Score by Qtrs.	1	2	3	4	F
Akron	3	7	14	7	31
Wisconsin	17	14	3	14	48

#### 1st Quarter

AKRON, 12:34: Swiger 30 FG; WIS, 10:50: A. Davis 10 run (Campbell kick); WIS, 1:45: A. Davis 20 run (Campbell kick); WIS, 0:03: Campbell 27 FG

#### 2nd Quarter

AKRON, 12:21: Montgomery 30 pass from Frye (Swiger kick); WI, 9:59: Evans 6 pass from Sorgi (Campbell kick); WIS, 1:25: Davis 14 run (Campbell kick)

#### 3rd Quarter

AKRON, 11:42: Hendry 2 run (Swiger kick); AKRON, 6:15: Frye 2 run (Swiger kick); WIS, 2:58 Campbell 35 FG

#### 4th Quarter

AKRON, 11:13: Basch 7 run (Swiger kick); WIS, 6:26: Evans 99 pass from Sorgi (Campbell kick); WIS, 4:08 Smith 34 run (Campbell kick)

Team Statistics	AKRON	WIS
First downs	29	25
Rushes-Yds.	40-162	44-310
Passing Yds.	372	281
Comp-Att-Int	31-52-2	14-25-1
Total Yds.	534	591
Punts-Avg.	4-33.5	4-41.0
Penalties-Yds.	2-15	7-60
Fumbles-Lost	1-0	3-1
Sacks By	3-17	4-29
3rd downs	6-18	5-12

#### Individual Statistical Leaders

RUSHING: UW, A. Davis 29-247, D. Smith 6-47, AKRON, Hendry 24-101, Ringer 4-56. PASSING: UW, Sorgi 25-14-1-281; AKRON, Frye 49-31-2-372; Faler, 3-0-0-0. RECEIVING: UW, Evans 9-214, Charles 6-47; AKRON Irvin 7-70, Cherry 6-48.

MADISON, Wis. — Wisconsin made history in its home opener, becoming the first team in Big Ten history to have a 200-yard rusher and a 200-yard receiver in the same game. Anthony Davis averaged 8.5 yards per carry, running for 247 yards and three touchdowns. Lee Evans caught nine passes for 214 yards and two touchdowns.


Wisconsin led 31-0 at the half, but Akron rallied in the second half, eventually cutting the Badger lead to 34-31. After Wisconsin stopped the Zips on fourth-and-goal from the one, Evans answered with another record-breaking play. On the first play of the drive Jim Sorgi hit Evans down the sideline for a 99-yard touchdown reception. The play tied an NCAA record for the longest play in history.

Trailing 41-31 Akron made one last comeback attempt in the fourth quarter, but Jim Leonhard recorded his first interception of the season to end the Zips' rally. Dwayne Smith scored on a 34-yard touchdown run with 4:08 remaining to seal the Wisconsin victory.

Wisconsin is 12-2 under Barry Alvarez in home openers.

## UNLV 23 Wisconsin 5

Sept. 13 • Camp Randall Stadium • Madison, Wis.



MADISON, Wis. — Wisconsin suffered its first loss of the season, falling to non-conference opponent UNLV in rainy conditions at Camp Randall Stadium.

Safety Jamaal Brimmer led the Rebels' defensive effort, finishing with 11 tackles, two tackles for loss, two sacks, two interceptions and a fumble recovery returned for a touchdown.

The Badgers suffered a setback on their second offensive drive when Anthony Davis was sidelined for the game with an ankle injury.

The Badgers totaled 291 yards offensively, but were hurt by eight sacks and five turnovers.

The Wisconsin defense was outstanding in defeat, allowing only 187 yards of total offense. UNLV got on the scoreboard first with 8:51 remaining in the first quarter on a 26-yard field goal by Dillon Pieffer. The Rebels increased their lead to 10-0 at the 4:26 mark of the opening quarter when Jamaal Brimmer scooped up a Dwayne Smith fumble and raced 55 yards for the touchdown.

In the second quarter, Wisconsin managed a safety on Alex Lewis' second blocked punt of the season and added a 27-yard Scott Campbell field goal. However, the Badgers would be shut out for the remainder of the game, falling 23-5 and dropping to 2-1 on the season.

### GAME STATS

Score by Qtrs.	1	2	3	4	F
UNLV	10	6	7	0	23
Wisconsin	0	5	0	0	5

#### 1st Quarter

UNLV, 8:51: Pieffer 26 FG; UNLV, 4:26: Brimmer 55 fumble recovery (Pieffer kick)

#### 2nd Quarter

WIS, 14:55: Lewis safety; WIS 13:04: Campbell 27 FG; UNLV, 8:03: E. Johnson 6 pass from Nantkes (Pieffer kick failed)

#### 3rd Quarter

UNLV, 12:14: E. Johnson 8 pass from Nantkes (Pieffer kick)

#### 4th Quarter

No scoring

Team Statistics	UNLV	WIS
First downs	11	17
Rushes-Yds.	37-94	42-52
Passing Yds.	93	239
Comp-Att-Int	12-25-0	13-30-2
Total Yds.	187	291
Punts-Avg.	9-39.2	4-37.8
Penalties-Yds.	2-57	3-42
Fumbles-Lost	2-1	4-3
Sacks By	8-67	0-0
3rd downs	5-67	3-13

#### Individual Statistical Leaders

RUSHING: UW, D. Smith 18-92, Stanley 6-25; UNLV, Dorsey 26-100. PASSING: UW, Sorgi 25-11-0-222, Schabert 5-2-0-17; UNLV, Nantkes 25-12-0-93. RECEIVING: UW, Williams 6-83, Evans 2-58; UNLV, E. Johnson 5-41, M. Johnson 2-19.

## Wisconsin 38 North Carolina 27

Sept. 20 • Camp Randall Stadium • Madison, Wis.



### GAME STATS

Score by Qtrs.	1	2	3	4	F
North Carolina	7	10	3	7	27
Wisconsin	14	7	7	10	38

#### 1st Quarter

NC, 14:47: Waddell 97 kickoff return (Orner kick); WIS, 6:26: Stanley 5 run (Allen kick); WIS, 1:20: Stanley 1 run (Allen kick)

#### 2nd Quarter

NC, 13:51: Durant 1 run (Orner kick); WIS, 10:59: Evans 44 pass from Sorgi (Allen kick); NC, 5:14: Orner 25 FG

#### 3rd Quarter

WIS, 8:48: Stanley 2 run (Allen kick); NC, 4:47: Orner 51 FG

#### 4th Quarter

WIS, 13:38: Charles 17 pass from Sorgi (Allen kick); WIS 1:30: Allen 20 FG; NC, 0:00: Holley 26 pass from Stephens (Orner kick)

Team Statistics	NC	WIS
First downs	16	22
Rushes-Yds.	25-110	50-209
Passing Yds.	199	193
Comp-Att-Int	16-31-1	12-20-2
Total Yds.	309	402
Punts-Avg.	3-32.7	4-48.0
Penalties-Yds.	9-73	5-45
Fumbles-Lost	2-2	2-0
Sacks By	1-2	3-26
3rd downs	3-11	7-13

#### Individual Statistical Leaders

RUSHING: UW, Stanley 28-119, D. Smith 15-73; NC, Lewis 6-82. PASSING: UW, Sorgi 20-12-2-193; NC, Durant 24-12-1-139, Stephens 7-4-0-60. RECEIVING: UW, Evans 5-80, Williams 3-60; NC, Pollock 5-67, Russell 2-54.

MADISON, Wis. — The Badgers completed their non-conference schedule with a 3-1 record behind Booker Stanley's 119 yards rushing and three touchdowns.

Coming into the game Stanley, a redshirt freshman, had previously rushed for 36 yards in his college career. After the Tar Heels opened the game with a 97-yard kickoff return for a touchdown, Stanley responded on the ensuing drive with a five-yard touchdown run. Stanley scored on touchdown carries of one, two and five yards.


Quarterback Jim Sorgi added to the Badger scoring, throwing for two touchdown passes on 12 of 20 passing for 193 yards. Sorgi hooked up with Lee Evans for a 44-yard touchdown in the second quarter and with Darrin Charles for a 17-yard score in the final frame.

It was a historic day for Evans who caught five passes for 80 yards and a touchdown. In the process, he passed Al Toon to become the Wisconsin career receptions leader.

Junior tackle Anttaj Hawthorne led the way for the Badger defense with eight tackles, three tackles for loss and a forced fumble.

## Wisconsin 38 Illinois 20

Sept. 27 • Memorial Stadium • Champaign, Ill.



CHAMPAIGN, Ill. — Dwayne Smith became the third Badger running back to rush for at least 100 yards and three touchdowns for Wisconsin in the Badgers' conference-opening win over Illinois. Smith ran for 193 yards and scored on touchdown runs of 19, two and five yards.

The Badgers jumped out to a 21-0 lead early in the second quarter on a pair of Smith touchdown runs and an eight-yard Jim Sorgi touchdown scamper.

Illinois responded, outscoring the Badgers 20-7 in the second and third quarters, but Wisconsin held off the Illini to improve to 4-1.

The Badger defense shut out Illinois in the fourth quarter and Sorgi scored another touchdown on a four-yard run to seal the victory.

Wisconsin held the Illini to 271 total yards and only 62 yards on the ground for the game. Illinois entered the contest averaging 413 yards of total offense per game.

### GAME STATS

Score by Qtrs.	1	2	3	4	F
Wisconsin	14	7	7	10	38
Illinois	0	10	10	0	20

#### 1st Quarter

WIS, 12:32: D. Smith 19 run (Allen kick); WIS, 8:02: D. Smith 2 run (Allen kick)

#### 2nd Quarter

WIS, 12:30: Sorgi 8 run (Allen kick); ILL, 10:54: Gockman 27 FG; ILL, 0:32: Halsey 4 pass from Butjer (Gockman kick)

#### 3rd Quarter

ILL, 13:14: Gockman 47 FG; WIS, 9:19: D. Smith 5 run (Allen kick); ILL, 5:14: Halsey 4 run (Gockman kick)

#### 4th Quarter

WIS, 12:59: Sorgi 4 run (Allen kick); WIS, 3:54: Allen 18 FG


Team Statistics	WIS	ILL
First downs	26	20
Rushes-Yds.	63-307	21-64
Passing Yds.	131	207
Comp-Att-Int	7-13-0	23-41-1
Total Yds.	438	271
Punts-Avg.	2-39.5	4-36.0
Penalties-Yds.	3-25	5-40
Fumbles-Lost	0-0	0-0
Sacks By	2-15	1-7
3rd downs	10-15	4-12

#### Individual Statistical Leaders

RUSHING: UW, D. Smith 34-193, Stanley 12-55; ILL, Halsey 10-43. PASSING: UW, Sorgi 12-7-0-131, Schabert 1-0-0-0; ILL, Butjer 41-23-1-207. RECEIVING: UW, Evans 4-45, Williams 1-75; ILL, Hayden 9-97, Halsey 7-57.

## Wisconsin 30 Penn State 23

Oct. 4 • Beaver Stadium • State College, Pa.



### GAME STATS

Score by Qtrs.	1	2	3	4	F
Wisconsin	7	10	6	7	30
Penn State	3	6	7	7	23

#### 1st Quarter

PSU, 9:15: Gould 35 FG; WIS, 5:27: Evans 30 pass from Sorgi

#### 2nd Quarter

PSU, 13:12, McHugh 1 run (kick failed); WIS, 10:42: Allen 46 FG; WIS, 0:11: Williams 20 pass from Sorgi (Allen kick)

#### 3rd Quarter

WIS, 2:17: Leonhard 65 punt return (Allen kick failed); PSU, 1:44: Kranchick 73 pass from Robinson (Gould kick)

#### 4th Quarter

WIS, 9:42: Stanley 6 run (Allen kick); PSU, 8:43: Smith 5 pass from Robinson (Gould kick)

Team Statistics	WIS	PSU
First downs	22	21
Rushes-Yds.	51-234	28-45
Passing Yds.	140	379
Comp-Att-Int	9-26-0	22-44-0
Total Yds.	374	424
Punts-Avg.	7-41.9	5-43.8
Penalties-Yds.	8-66	2-12
Fumbles-Lost	1-1	4-3
Sacks By	2-16	2-16
3rd downs	7-17	7-16

#### Individual Statistical Leaders

RUSHING: UW, Stanley 14-119, D. Smith 9-56; PSU, Scott 10-22. PASSING: UW, Sorgi 26-9-0-140; PSU, Robinson 43-22-0-379. RECEIVING: UW, Williams 3-60, Evans 3-50; PSU, Kranchick 4-136, T. Johnson 7-122, G. Smith 4-71.

STATE COLLEGE, Pa. — Wisconsin quarterback Jim Sorgi passed for two touchdowns and the Badgers rushed for 234 yards, as the UW started the Big Ten season with a 2-0 record.

Anthony Davis returned from injury carrying the ball eight times for 35 yards before re-injuring his ankle.

Booker Stanley carried the Wisconsin running game, totaling 119 yards and one touchdown on 24 carries.

Wisconsin entered the half with a 17-9 advantage and held off a late Nittany Lion comeback to improve to 5-1 overall.


Jim Leonhard notched his first of two punt returns for a touchdown on the season, bringing back a 65-yarder to put the Badgers up 23-9 late in the third quarter. Leonhard was named Big Ten Special Teams Player of the Week following the game.

Penn State was not able to stop the Wisconsin running game down the stretch as the Badgers held off a late Nittany Lion rally for the victory.

On the defensive side of the ball, Wisconsin held Penn State to 45 yards rushing for the game. Alex Lewis recorded a game-high 11 tackles and Jonathan Welsh racked up three tackles for loss, a sack and a fumble recovery. It marked the first time the Badgers started the season with two conference road wins since 1950.

## Wisconsin 17 Ohio State 10

Oct. 11 • Camp Randall Stadium • Madison, Wis.



MADISON, Wis. —

Wisconsin broke third-ranked Ohio State's 19-game winning streak and beat a top-five team for the first time in 18 years under the lights and in the rain at Camp Randall Stadium.

With 5:20 remaining in the contest and the score tied at 10, backup quarterback Matt Schabert connected with Lee Evans for the 79-yard, game-winning touchdown. Schabert threw just three passes on the night, finishing with two completions for 104 yards and a touchdown.

The Buckeyes had knotted the score at 10 just 49 seconds before Schabert hit Evans for the score.

After a scoreless opening period, the Badgers got on the scoreboard first on a two-yard touchdown run by Booker Stanley at the 14:54 mark in the second quarter. Stanley carried the offensive load for the Badgers, rushing 31 times for 125 yards and a touchdown. Wisconsin rushed for a total of 141 yards against the Buckeyes.

On the season, Ohio State opponents averaged 60.5 yards rushing per game.

Defensively, the Badgers forced two turnovers and stopped the Buckeyes on nine of 12 third-down conversions.

Jim Leonhard picked up his fourth interception of the season on a Craig Krenzel pass in Badger territory in the final period.

The attendance for the sixth night game in the history of Camp Randall Stadium was 79,793, the fifth-largest crowd in the history of the stadium.

With the win, Wisconsin improved to 6-1 overall and 3-0 in Big Ten play.

### GAME STATS

Score by Qtrs.	1	2	3	4	F
Ohio State	0	3	0	7	10
Wisconsin	0	7	3	7	17

#### 1st Quarter

No scoring

#### 2nd Quarter

WIS, 14:54: Stanley 2 run (Allen kick); OSU, 4:02 Nugent 24 FG

#### 3rd Quarter

WIS, 5:09: Allen 38 FG

#### 4th Quarter

OSU, 6:09: Jenkins 6 pass from Krenzel (Nugent kick); WIS, 5:20: Evans 79 pass from Schabert (Allen kick)

Team Statistics	OSU	WIS
First downs	12	13
Rushes-Yds.	26-69	48-141
Passing Yds.	202	158
Comp-Att-Int	14-26-1	7-10-1
Total Yds.	271	299
Punts-Avg.	7-44.3	6-40.0
Penalties-Yds.	7-51	3-15
Fumbles-Lost	2-1	2-1
Sacks By	3-10	3-11
3rd downs	3-12	7-14

#### Individual Statistical Leaders

RUSHING: UW, Stanley 31-125; OSU, Ross 7-28. PASSING: UW, Sorgi 7-5-1-54, Schabert 3-2-0-104; OSU, Krenzel 26-14-1-202. RECEIVING: UW, Evans 1-79, Williams 5-57; OSU, Carter 3-90, Jenkins 4-48, Hartssock 5-41.

## Purdue 26 Wisconsin 23

Oct. 18 • Camp Randall Stadium • Madison, Wis.



MADISON, Wis. — Ben

Jones' 18-yard field goal with three seconds remaining helped lift No. 13 Purdue to a 26-23 win over No. 14 Wisconsin, giving the Badgers their first Big Ten loss of the season.

Kyle Orton carried the Boilermakers, completing 38 of 55 passes for 411 yards and a touchdown.

Purdue jumped out to an early 14-0 lead in the first period, but the Badgers responded with 13 unanswered points. Jeff Mack's 55-yard fumble return at the 13:45 mark in the second quarter brought the Badgers within a point.

A Boilermaker field goal made the Purdue advantage 17-13 at the half.

The Boilermakers maintained the lead until the final three minutes of the contest. With Wisconsin trailing 23-16, Jim Leonhard picked the right time for his second touchdown of the season, returning a punt 63 yards for the score. However, Orton and the Purdue offense marched 83 yards to set up the Jones field goal in the closing seconds.

In the loss, Alex Lewis recorded nine tackles, including 6.5 tackles for loss and five sacks.

### GAME STATS

Score by Qtrs.	1	2	3	4	F
Purdue	14	3	3	6	26
Wisconsin	7	6	0	10	23

#### 1st Quarter

PUR, 12:50: Void 2 run (Jones kick); PUR 5:31: Stubblefield 6 pass from Orton (Jones kick); WIS, 3:41: A. Davis 28 run (Allen kick)

#### 2nd Quarter

WIS, 13:45: Mack 55 fumble recovery (Allen kick failed); PUR, 4:11: Jones 42 FG

#### 3rd Quarter

PUR, 10:16: Jones 20 FG

#### 4th Quarter

WIS, 9:42: Allen 25 FG; PUR, 8:15: Jones 26 FG; WIS, 2:55: Leonhard 63 punt return (Allen kick); PUR, 0:03: Jones 18 FG


Team Statistics	PUR	WIS
First downs	27	12
Rushes-Yds.	38-66	34-97
Passing Yds.	411	196
Comp-Att-Int	38-55-0	11-18-1
Total Yds.	477	293
Punts-Avg.	5-44.6	5-41.8
Penalties-Yds.	5-45	8-55
Fumbles-Lost	1-1	3-3
Sacks By	7-26	7-49
3rd downs	8-19	5-11

#### Individual Statistical Leaders

RUSHING: UW, A. Davis 18-96; PUR, Void 11-44. PASSING: UW, Schabert 9-5-0-78, Sorgi 9-6-1-118; PUR, Orton 55-38-0-411. RECEIVING: UW, Evans 3-76; PUR, Standeford 14-184, Stubblefield 16-130.

## Northwestern 16 Wisconsin 7

Oct. 25 • Ryan Field • Evanston, Ill.



EVANSTON, Ill. —

Northwestern rolled up 421 yards in total offense and trailed for only five minutes and 11 seconds in the 16-7 upset victory.

Wisconsin totaled 328 yards of offense in the loss, including 135 on the ground.

The Wildcats scored first when Jason Wright took a Brett Basanez pass 53 yards for a touchdown to cap a four-play, 80-yard drive with 3:42 left in the first quarter.

Wisconsin responded as Dwayne Smith ran 18 yards for a score with 6:55 remaining in the first half.

Northwestern used a 25-yard field goal by Brian Huffman with 1:44 left in the first half to go ahead for good, 9-7. Northwestern's 11-play, 80-yard scoring drive with 2:08 left in the third quarter ended with a 1-yard scoring run by Wright and gave the Wildcats a 16-7 advantage.

Matt Schabert, starting for the injured Jim Sorgi, completed 20 of 36 passes for 193 yards and one interception. Lee Evans caught six passes for 90 yards. Evans surpassed the 3,000-yard mark for his career, becoming just the seventh player in Big Ten history to do so.

Jim Leonhard registered a career-high 19 tackles (eight solos), including 1.5 tackles for a loss. Leonhard also intercepted his fifth pass of the season in the loss.

### GAME STATS

Score by Qtrs.	1	2	3	4	F
Wisconsin	0	7	0	0	7
Northwestern	6	3	7	0	16

1st Quarter  
NU, 3:42: Wright 53 pass from Basanez (Howells kick blocked)

2nd Quarter  
WIS, 6:55: D. Smith 18 run (Campbell kick); NU, 1:44: Huffman 25 FG

3rd Quarter  
NU, 2:08: Wright 1 run (Huffman kick)

4th Quarter  
No scoring

Team Statistics	WIS	NU
First downs	19	20
Rushes-Yds.	38-135	52-245
Passing Yds.	193	176
Comp-Att-Int	20-36-1	20-23-2
Total Yds.	328	421
Punts-Avg.	8-40.8	7-42.6
Penalties-Yds.	7-50	4-25
Fumbles-Lost	0-0	1-0
Sacks By	1-8	2-6
3rd downs	5-16	5-17

#### Individual Statistical Leaders

RUSHING: UW, Schabert 13-57, A. Davis 5-39; NU, Herron 11-104, Wright 18-97. PASSING: UW, Schabert 36-20-1-193; NU 23-10-2-176. RECEIVING: UW, Evans 6-90, Williams 9-61; NU, Jordan 3-56, Wright 1-53

## Minnesota 37 Wisconsin 34

Nov. 8 • HHH Metrodome • Minneapolis, Minn.



### GAME STATS

Score by Qtrs.	1	2	3	4	F
Wisconsin	3	10	14	7	34
Minnesota	10	14	3	10	37

1st Quarter  
MINN, 14:04: Maroney 30 run (Lloyd kick); MINN, 7:56: Lloyd 34 FG; WIS, 0:13: Allen 27 FG

2nd Quarter  
MINN, 10:52: Abdul-Khaliq 13 run (Lloyd kick); WIS, 4:54: Allen 23 FG; MINN, 2:01: Tapeh 6 run (Lloyd kick); WIS, 1:25: Daniels 27 pass from Sorgi (Allen kick)

3rd Quarter  
WIS, 12:47: Evans 17 pass from Sorgi (Allen kick); MINN, 9:17: Lloyd 34 FG; WIS, 1:35: Charles 12 pass from Sorgi (Allen kick)

4th Quarter  
MINN, 11:13: Barber III 11 run (Lloyd kick); WIS, 7:15: Daniels 26 pass from Sorgi (Allen kick); MINN, 0:00: Lloyd 35 FG

Team Statistics	WIS	MINN
First downs	27	25
Rushes-Yds.	32-118	55-336
Passing Yds.	305	159
Comp-Att-Int	23-34-1	11-17-0
Total Yds.	424	495
Punts-Avg.	3-40.0	3-40.0
Penalties-Yds.	1-5	7-77
Fumbles-Lost	1-0	0-0
Sacks By	0-0	1-1
3rd downs	9-15	8-13

#### Individual Statistical Leaders

RUSHING: UW, Stanley 20-68; MINN, Barber III 27-139, Maroney 15-135. PASSING: UW, Sorgi 34-23-1-305; MINN, Kamrath 10-6-0-93, Abdul-Khaliq 7-5-0-66. RECEIVING: UW, Bra. Williams 4-72, Daniels 3-70, Evans 6-66, Charles 5-52; MINN, Ellerson 3-68, Hosack 4-53.

MINNEAPOLIS — Rhys Lloyd's 35-yard field goal as time expired gave the Golden Gophers the victory and possession of Paul Bunyan's Axe.

Wisconsin battled back from a 24-6 deficit to eventually tie the game in the third quarter. Minnesota took a 24-6 lead after Thomas Tapeh scored on a six-yard run with 2:01 left in the first half.

On the next drive for the Badgers, Jim Sorgi engineered a five-play, 65-yard drive that ended with Owen Daniels' first career touchdown reception.

Trailing 24-13 at the half, the Badgers continued to roll offensively making the score 24-20 on a 17-yard Lee Evans touchdown reception in the opening minutes of the second half.


Sorgi's 12-yard touchdown pass to Darrin Charles with 1:35 remaining in the third period finally evened the score at 27. On the Gophers' next possession, Marion Barber III scored on an 11-yard run to give Minnesota a 34-27 advantage.

The Badgers rallied once again to tie on a 26-yard touchdown reception by Daniels from Sorgi. Sorgi completed 23 of 35 passes for 305 yards and four touchdowns.

With 2:53 remaining, Minnesota started its final offensive drive of the game, going 62 yards to set-up the game-winning Lloyd field goal.

## Wisconsin 56 Michigan State 21

Nov. 15 • Camp Randall Stadium • Madison, Wis.



MADISON, Wis. — Lee Evans caught 10 passes for school-records of 258 yards and five touchdowns as Wisconsin scored its highest point total of the season.

Dwayne Smith added a career-high 207 yards rushing and three touchdowns. Evans and Smith combined to become the second duo in Big Ten history to receive for at least 200 yards and rush for at least 200 yards in one game. Evans and Anthony Davis also accomplished this feat against on Akron Sept. 6.

Jim Sorgi and Evans connected on touchdown passes of nine, 75, 70, 18 and 18 yards.

Wisconsin set or tied 19 different school and conference records in the game.

The UW jumped out to an early 21-0 lead and never looked back. After Evans' third touchdown catch of the first half, the Badgers entered the break with a 28-7 advantage. The senior added a pair of touchdowns in the third quarter to put the Badgers up 42-14 entering the final frame.

Sorgi completed 16 of 24 passes for career-highs in yards (380) and touchdowns (five). On the day, the Badgers racked up 630 yards, the third-highest single game total in school history.

The Wisconsin defense limited the potent Michigan State offense to just 310 yards.

### GAME STATS

Score by Qtrs.	1	2	3	4	F
Michigan State	0	7	7	7	21
Wisconsin	14	14	21	7	56

#### 1st Quarter

WIS, 11:22: Evans 9 pass from Sorgi (Allen kick); WIS, 0:27: D. Smith 3 run (Allen kick)

#### 2nd Quarter

WIS, 4:21: Evans 75 pass from Sorgi (Allen kick); MSU, 2:51: K. Brown 21 pass from Smoker (Rayner kick); WIS, 1:39: Evans 18 pass from Sorgi (Allen kick)

#### 3rd Quarter

WIS, 9:13: Evans 70 pass from Sorgi (Allen kick); MSU, 7:49: Alexander 30 pass from Smoker (Rayner kick); WIS, 4:05: Evans 18 pass from Sorgi (Allen kick); WIS, 1:32: D. Smith 14 run (Allen kick)

#### 4th Quarter

WIS, 13:11: D. Smith 26 run (Allen kick); MSU, 4:56: Stanton 13 run (Rayner kick)


Team Statistics	MSU	WIS
First downs	18	25
Rushes-Yds.	34-95	39-245
Passing Yds.	215	385
Comp-Att-Int	17-33-2	17-26-0
Total Yds.	310	630
Punts-Avg.	7-37.3	3-38.7
Penalties-Yds.	11-86	5-45
Fumbles-Lost	2-1	1-1
Sacks By	2-13	5-46
3rd downs	2-13	5-46

#### Individual Statistical Leaders

RUSHING: UW, Smith 21-207; MSU, Cobb 16-88. PASSING: UW, Sorgi 24-16-0-380, Stocco 1-1-0-5; MSU, Smoker 31-16-2-207, Stanton 2-1-0-8. RECEIVING: UW, Evans 10-258, Charles 3-89; MSU, Kavanaght 2-47, Alexander 2-43, Randall 3-33.

## Iowa 27 Wisconsin 21

Nov. 22 • Camp Randall Stadium • Madison, Wis.



### GAME STATS

Score by Qtrs.	1	2	3	4	F
Iowa	7	10	7	3	27
Wisconsin	14	7	0	0	21

#### 1st Quarter

IOWA, 11:05: Ochoa 18 run (Kaeding kick); WIS, 7:32: Davis 1 run (Allen kick); WIS, 0:15: Davis 4 run (Allen kick)

#### 2nd Quarter

WIS, 10:08: Smith 1 run (Allen kick); IOWA, 4:42: Ochoa 6 pass from Chandler (Kaeding kick); IOWA, 0:11: Kaeding 50 FG

#### 3rd Quarter

IOWA, 2:11: Russell 1 run (Kaeding kick)

#### 4th Quarter

IOWA, 13:59: Kaeding 28 FG

Team Statistics	IOWA	WIS
First downs	9	17
Rushes-Yds.	34-201	50-171
Passing Yds.	66	194
Comp-Att-Int	8-27-2	14-31-3
Total Yds.	267	365
Punts-Avg.	10-38.8	7-39.4
Penalties-Yds.	4-27	3-30
Fumbles-Lost	2-1	2-1
Sacks By	1-1	2-13
3rd downs	2-15	2-15

#### Individual Statistical Leaders

RUSHING: UW, Smith 29-119; IOWA, Russell 18-137. PASSING: UW, Schabert 11-4-3-49; Sorgi 10-4-0-43, Stocco 9-5-0-84; IOWA, Chandler 26-8-2-66. RECEIVING: UW, Evans 4-76, Charles 3-48; IOWA, Melloy 2-27.

MADISON, Wis. — Wisconsin came up just short in its 27-21 regular season finale loss to Iowa ... four yards short to be exact.

Backup quarterback John Stocco's pass intended for Jonathan Orr in the end zone as time expired was broken up by Sean Considine, preserving the comeback win for the Hawkeyes.

Wisconsin jumped out to a 21-7 first-half lead, but Iowa rallied to score the final 20 points of the contest and then halted a Badger rally in the final seconds.


Anthony Davis saw his first game action since Oct. 18 after being sidelined with an ankle injury. Davis scored a pair of touchdowns in the first half before re-injuring his ankle. Dwayne Smith also scored on a one-yard run in the first half. Smith carried the ball 29 times for 129 yards and a touchdown.

Lee Evans caught four passes for 76 yards and moved into second place on the all-time Big Ten list with 3,417 receiving yards. Evans also continued his streak of catching a pass in a school-record 37 consecutive games.

The attendance at Camp Randall Stadium was 79,931, the third-largest crowd in the history of the stadium.

## Auburn 28 Wisconsin 14

Dec. 31 • The Coliseum • Nashville, Tenn.



NASHVILLE, Tenn. — Two late fourth-quarter touchdowns snapped a 14-14 tie and gave Auburn a 28-14 victory over Wisconsin in the Gaylord Hotels Music City Bowl presented by Bridgestone.

Wisconsin scored first, ending a 65-yard scoring drive with a 20-yard field goal by Mike Allen. The Tigers responded with a 10-play, 79-yard drive that produced a 1-yard TD run by Ronnie Brown.

Allen added his second field goal of the game, a 35-yarder, to cut the Auburn lead to 7-6 with 2:42 left in the first half. DB Jim Leonhard's seventh interception of the season ended a late first-half Auburn drive. Carnell Williams gave the Tigers a 14-6 lead with 1:32 left in the third quarter. His one-yard TD run came after a 16-play, 80-yard scoring drive.

The Badgers then responded with a 52-yard scoring drive that ended with a 12-yard TD pass from QB Jim Sorgi to WR Lee Evans. Sorgi hit Owen Daniels for a two-point conversion and the score was tied at 14.

After forcing Auburn to punt on the next possession, Wisconsin took over on its own 36-yard line. After two Anthony Davis runs moved the Badgers to midfield, Sorgi's second-down pass to Evans was broken up and intercepted by Will Herring. Campbell then guided the Tigers on their game-winning drive.

The Badgers had one last shot, but Auburn's fifth QB sack of the game caused a Sorgi fumble and the Tigers took over on the Wisconsin six-yard line. Auburn put the game away on Williams' second TD of the afternoon.

Evans finished his Badger career with 175 receptions for 3,468 yards and 27 touchdowns, all school records. He finished second all-time in Big Ten receiving yardage.

### GAME STATS

Score by Qtrs.	1	2	3	4	F
Wisconsin	0	6	0	8	14
Auburn	0	7	7	14	28

1st Quarter  
No scoring


2nd Quarter  
WIS, 9:44: Allen 20 FG; AU, 4:37: Brown 1 run (Vaughn kick); WIS, 2:42: Allen 35 FG

3rd Quarter  
AU, 1:32: C. Williams 1 run (Vaughn kick)

4th Quarter  
WIS, 8:52: Evans 12 pass from Sorgi (Daniels pass); AU, 3:30: R. Brown 2 run (Vaughn kick); AU, 1:37: C. Williams 1 run (Vaughn kick)

Team Statistics	WIS	AU
First downs	18	15
Rushes-Yds.	37-58	40-197
Passing Yds.	203	157
Comp-Att-Int	17-29-1	11-23-1
Total Yds.	261	354
Punts-Avg.	4-38.5	5-45.2
Penalties-Yds.	4-25	8-66
Fumbles-Lost	2-1	0-0
Sacks By	1-1	6-42
3rd downs	6-14	6-14

Individual Statistical Leaders  
RUSHING: UW, A. Davis 17-77; AU, C. Williams 18-68, Campbell 9-67, Ronnie Brown 13-62.  
PASSING: UW, Sorgi 22-13-1-169, Stocco 7-4-0-34; AU, Campbell 22-10-1-138; RECEIVING: UW, Williams 6-57, Evans 4-51, Charles 3-48; AU, McIntyre 3-74, Daniels 3-40.



Linebacker Alex Lewis was drafted by the Detroit Lions in 2004 after earning first-team All-Big Ten honors for the Badgers in 2003.




Defensive lineman Anttaj Hawthorne was a first-team All-Big Ten selection in 2003. He led the Badgers in tackles for loss.

# RECORDS

Team Records .....	87
Single-game Bests .....	89
Player Records .....	90
Rushing Records .....	92
Passing Records .....	98
Receiving Records .....	102
Total Offense Records .....	106
All-Purpose Yardage Records .....	107
Scoring Records .....	108
Punting Records .....	110
Field Goal Kicking Records .....	111
Punt Return Records .....	112
Kickoff Return Records .....	113
Defensive Records .....	114
Interception Records .....	117
Alvarez Era Superlatives .....	118
NCAA/Big Ten Record Holders .....	119
NCAA/Big Ten Stat. Champs .....	120
Camp Randall Stadium Records .....	121
Bowl Game & Misc. Records .....	122



Ron Dayne left the University of Wisconsin in 1999 as the NCAA's all-time leading rusher with 7,125 yards.



# Team Records

## Top Offenses

### Total Offense

455.2 ypg (5,462 yards).....	1993
423.6 ypg (5,083 yards).....	1994
417.2 ypg (5,006 yards).....	1999
413.2 ypg (4,545 yards).....	1983
399.8 ypg (4,398 yards).....	1974

### Rushing Offense

287.5 ypg (3,162 yards).....	1974
275.4 ypg (3,305 yards).....	1999
270.8 ypg (2,437 yards).....	1957
250.8 ypg (3,009 yards).....	1993
249.4 ypg (3,242 yards).....	1996

### Passing Offense

221.7 ypg (2,439 yards).....	1995
217.9 ypg (2,833 yards).....	2003
216.5 ypg (2,381 yards).....	1983
213.0 ypg (2,556 yards).....	2001
204.4 ypg (2,453 yards).....	1993

### Scoring Offense

34.1 ppg (409 points) .....	1999
32.6 ppg (359 points) .....	1983
32.2 ppg (322 points) .....	1962
31.8 ppg (382 points) .....	1998
31.0 ppg (341 points) .....	1974

## Top Defenses

### Total Defense

154.8 ypg (1,393 yards).....	1951
231.0 ypg (2,079 yards).....	1954
243.1 ypg (2,431 yards).....	1952
244.1 ypg (2,197 yards).....	1958
247.1 ypg (2,224 yards).....	1957

### Rushing Defense

66.8 ypg (601 yards) .....	1951
92.2 ypg (1,106 yards).....	1998
109.9 ypg (1,319 yards).....	1999
115.2 ypg (1,497 yards).....	1996
116.1 ypg (1,045 yards).....	1954

### Passing Defense

65.2 ypg (717 yards) .....	1975
73.4 ypg (661 yards) .....	1953
77.2 ypg (695 yards) .....	1957
78.2 ypg (704 yards) .....	1956
79.1 ypg (712 yards) .....	1950

### Scoring Defense

6.6 ppg (59 points) .....	1951
8.6 ppg (77 points) .....	1958
10.8 ppg (97 points) .....	1950
10.9 ppg (98 points) .....	1954
11.9 ppg (143 points) .....	1998

## Team Offense — Game

### Rushing

Yards: 551 vs. Northwestern (79 att.), 1974  
 Attempts: 79 vs. Northwestern (551 yards), 1974  
 Average per carry: 8.91 vs. Hawaii (56-499), 1996  
 Touchdowns: 7 vs. Missouri, 1974; Northwestern, 1981; Northwestern, 1993;  
 Eastern Michigan, 1994; Indiana, 1999

### Passing

Yards: 423 vs. Minnesota (31-48), 1993  
 Attempts: 54 vs. Iowa (25 comp.), 1983  
 Completions: 35 vs. Iowa (51 att.), 1995  
 Completion percentage: .947 vs. Northwestern (18-19), 1993  
 Touchdowns: 5 vs. Nevada, 1993; Purdue, 1993; Michigan State, 2003  
 Interceptions: 6 vs. Northwestern, 1956; Washington, 1968; Iowa, 1982

### Scoring

Points: 69 vs. New Mexico St., 1962  
 Field goals: 4 vs. Minnesota, 1976; Kentucky, 1984; Bowling Green, 1992;  
 Purdue, 1992; Minnesota, 1998; Michigan State, 1999

### Total Offense

Yards: 705 vs. Indiana (461 rushing, 244 passing), 1999  
 Plays: 97 vs. Iowa (395 yards), 1969; Illinois (561 yards), 1969

### Kickoff Returns

Yards: 196 vs. Iowa (8 ret.), 1961  
 Returns: 10 vs. Ohio State (161 yards), 1969; Michigan (174 yards), 1988  
 Average per return: 46.0 vs. N. Illinois (3-138), 1985

### Punt Returns

Yards: 277 vs. Iowa (7 ret.), 1947  
 Returns: 11 vs. Indiana (96 yards), 1951  
 Average per return: 39.6 vs. Iowa (7-277), 1947

### Punting

Yards: 504 vs. Miami, Fla. (13 punts), 1989  
 Punts: 13 vs. Miami, Fla. (504 yards), 1989  
 Average per punt: 52.3 vs. Missouri (4-209), 1974

### Miscellaneous

Most fumbles: 10 vs. Indiana, 1951; Ohio State, 1975  
 Most fumbles lost: 6 vs. Michigan State, 1963; Minnesota, 1964  
 Highest third-down percentage: .909 vs. Northwestern (10-11), 1993  
 Most penalties: 13 vs. Oregon (91 yards), 1978; Kentucky (133 yards), 1984  
 Most penalty yards: 133 vs. Kentucky (13 penalties), 1984  
 Fewest penalties: 0, many times (MR: vs. Minnesota, 1992)

## Team Offense — Season

### Rushing

Yards: 3,305 in 1999  
 Average per game: 287.5 in 1974 (3,162 yards)  
 Attempts: 645 in 2002  
 Average per carry: 5.4 in 1994 (545 att.-2,934 yds.)  
 Touchdowns: 38 in 1974

**Passing**

Yards: 2,833 yards in 2003  
 Average per game: 221.7 in 1995 (2,439 yards)  
 Attempts: 340 in 1982 (179 comp.)  
 Completions: 206 in 1995 (332 att.)  
 Completion percentage: .675 in 1993 (191 comp.-283 att.)  
 Touchdowns: 20 in 1993 and 1994  
 Interceptions: 25 in 1965

**Scoring**

Points: 409 in 1999  
 Average per game: 34.1 in 1999 (409 points)  
 Field goals: 22 in 1992

**Total Offense**

Yards: 5,462 in 1993  
 Average per game: 455.2 in 1993 (5,462 yards)  
 Plays: 967 in 2002 (4,966 yards)

**Kickoff Returns**

Yards: 1,164 in 1986 (53 ret.)  
 Returns: 61 in 1988 (1,072 yards)  
 Avg. per return: 24.3 in 1999 (20-485)

**Punt Returns**

Yards: 530 in 2003 (37 ret.)  
 Returns: 51 in 1951 (428 yards)  
 Avg. per return: 17.5 in 1947 (30 att.-524 yds.)

**Punting**

Yards: 3,155 in 1998 (72 punts)  
 Punts: 81 in 1968 (3,047 yards)  
 Average per punt: 44.3 in 2000 (70 att.-3,101 yds.)

**Miscellaneous**

Most fumbles: 47 in 1988  
 Most fumbles lost: 30 in 1970  
 Highest third-down percentage: .583 in 1993

**Team Defense — Game****Rushing**

Yards: -18 by Iowa (34 att.), 1951  
 Attempts: 14 by Hawaii (42 yards), 2000  
 Avg. per carry: -0.5 by Iowa (34-minus 18), 1951  
 Touchdowns: 0, many times

**Passing**

Yards: 0, six times (MR: vs. Minnesota, 1977)  
 Attempts: 3, twice (MR: vs. Ohio State, 1961)  
 Completions: 0, five times (MR: vs. Minnesota, 1977)  
 Completion percentage: .000, five times (MR: vs. Minnesota, 1977)  
 Touchdowns: 0, many times  
 Interceptions: 7 by Minnesota, 1954

**Scoring**

Points: 0, many times (MR: vs. Indiana, 1999)

**Total Offense**

Yards: 71 vs. Cal (24 rushing, 47 passing), 1946

**Miscellaneous**

Most fumbles: 10 by Syracuse, 1972  
 Most fumbles lost: 7 by Syracuse, 1972  
 Lowest third-down percentage: .077 by Boise State (1-13), 1997; by San Jose State (1-13), 1997  
 Most penalties: 15 by Illinois (151 yards), 1981  
 Most penalty yards: 151 by Illinois (15 pen.), 1981

Fewest penalties: 0, many times  
 Lowest time of possession: 9:17 by Hawaii, 1987

**Team Defense — Season****Rushing**

Yards: 601 in 1951  
 Average per game: 66.8 in 1951 (601 yards)  
 Attempts: 345 in 1951  
 Average per carry: 1.7 in 1951  
 Touchdowns: 5 in 1998

**Passing**

Yards: 661 in 1953  
 Average per game: 65.2 in 1975 (717 yards)  
 Attempts: 121 in 1948  
 Completions: 44 in 1956  
 Completion percentage: .369 in 1953  
 Touchdowns: 3 in 1963  
 Interceptions: 25 in 1965

**Scoring**

Points: 59 in 1951  
 Avg. per game: 6.6 in 1951 (59 pts.)

**Total Offense**

Yards: 1,393 in 1951  
 Average per game: 154.8 in 1951 (1,393 yards)

**Miscellaneous**

Most fumbles forced: 43 in 1976  
 Most fumbles recovered: 25 in 1972  
 Lowest third-down conversion pct.: .166 in 1982  
 Most turnovers created: 41 in 1959



All-American Tom Burke keyed the 1998 Wisconsin defense that allowed a school record-low five rushing touchdowns.

# Single-game Bests

## Wisconsin Offense

### Total Offense

705	Indiana (461 rushing, 244 passing), 1999
632	Indiana (372 rushing, 260 passing), 1994
630	Michigan State (245 rushing, 385 passing), 2003
630	Wyoming (548 rushing, 82 passing), 1973
625	Northwestern (406 rushing, 219 passing), 1983
608	Northwestern (551 rushing, 57 passing), 1974
605	Minnesota (182 rushing, 423 passing), 1993
604	Iowa (420 rushing, 184 passing), 1999
602	Hawaii (499 rushing, 103 passing), 1996
591	Akron (310 rushing, 281 passing), 2003
Opponent best: 645, Michigan State (295 rushing, 350 passing), 1978	

### Rushing Offense

551	Northwestern (79 att.), 1974
548	Wyoming (70 att.), 1973
499	Hawaii (56 att.), 1996
475	Northwestern (61 att.), 1981
461	Indiana (56 att.), 1999
441	Marquette (65 att.), 1956
435	Minnesota (70 att.), 1974
420	Iowa (60 att.), 1999
416	Minnesota (68 att.), 2002
412	Northwestern (n/a), 1957
406	Northwestern (55 att.), 1982
Opponent best: 452 by Kansas (66 att.), 1975	

### Passing Offense

423	Minnesota (31-48), 1993
419	USC (34-49), 1963
385	Michigan State (17-26), 2003
368	Michigan State (20-37), 2001
355	Northwestern (21-31), 1990
352	Iowa (35-51), 1995
325	Iowa (25-54), 1983
319	Ohio State (23-39), 1983
317	Purdue (16-33), 1983
312	Minnesota (20-41), 1961
305	Minnesota (23-34), 2003
Opponent best: 494, Purdue (55-83), 1998	

### Scoring Offense

69	New Mexico State, 1962
62	Indiana, 1994
60	Marquette, 1957
59	Missouri, 1974
59	Hawaii, 1996
59	Indiana, 1999
56	Minnesota, 1983
56	Eastern Michigan, 1994
56	San Jose State, 1997
56	Michigan State, 2003
55	Illinois, 1961
55	Illinois, 1969
Opponent best: 63 by Indiana, 2001	

## Wisconsin Defense

### Total Defense

71	California (24 rushing, 47 passing), 1946
74	Marquette (60 rushing, 14 passing), 1949
78	Illinois (25 rushing, 54 passing), 1977
82	Iowa (-18 rushing, 100 passing), 1951
102	Ohio (65 rushing, 37 passing), 1998
106	Ohio State (61 rushing, 45 passing), 1951
113	Northwestern (23 rushing, 90 passing), 1951
115	Marquette (5 rushing, 110 passing), 1946
116	Illinois (32 rushing, 84 passing), 1948
117	Marquette (43 rushing, 74 passing), 1956
Wisconsin worst: 59, Iowa (47 rushing, 12 passing), 1954	

### Rushing Defense

-18	Iowa (34 att.), 1951
-5	San Diego State (26 att.), 1980
-5	Stanford (27 att.), 2000
-1	Western Michigan (20 att.), 2000
5	Marquette (16 att.), 1946
8	Michigan State (33 att.), 1954
13	Pennsylvania (44 att.), 1951
15	Northwestern (24 att.), 1978
18	Northwestern (23 att.), 1980
19	Northwestern (30 att.), 1982
Wisconsin worst: -51, Notre Dame (28 att.), 1964	


### Passing Defense

0	Indiana (1-8), 1951
0	Northwestern (0-6), 1956
0	Michigan State (0-4), 1961
0	Minnesota (0-4), 1972
0	Purdue (0-7), 1975
0	Minnesota (0-3), 1977
2	Kansas (1-3), 1975
13	Ohio State (1-3), 1958
14	Marquette (3-17), 1949
15	Michigan (4-21), 1959
15	Washington (2-5), 1968
15	Michigan State (1-11), 1972
Wisconsin worst: 0, Purdue (1-3), 1958; Ohio State (0-8), 1989	

### Scoring Defense

0	many times (MR: Indiana, 1999)
Wisconsin worst: 0 many times (MR: by Syracuse, 1997)	

# Player Records



Darrell Bevell's 59 career touchdown passes are the most in Wisconsin history.

## Highest Rushing Average Per Game

Season: 169.5, Ron Dayne, 1999  
Career: 151.6, Ron Dayne, 1996-99

## Rushing Yards in Consecutive Games

Two: 628, Ron Dayne, 1996  
Three: 874, Ron Dayne, 1996  
Four: 987, Ron Dayne, 1996  
Five: 1,233, Ron Dayne, 1996  
Six: 1,477, Ron Dayne, 1996

## Passing Yards

Game: 423, Darrell Bevell vs. Minnesota, 1993  
Season: 2,390, Darrell Bevell, 1993  
Career: 7,686, Darrell Bevell, 1992-95

## Pass Attempts

Game: 54, Randy Wright vs. Iowa, 1983  
Season: 330, Randy Wright, 1982  
Career: 1,052, Darrell Bevell, 1992-95

## Pass Completions

Game: 35, Darrell Bevell vs. Iowa, 1995  
Season: 195, Darrell Bevell, 1995  
Career: 646, Darrell Bevell, 1992-95  
Consecutive: 14, Darrell Bevell vs. Northwestern, 1993

## Highest Completion Percentage

Game (10 att.): .944, Darrell Bevell (17-18) vs. Northwestern, 1993  
Season: .678, Darrell Bevell (187-276), 1993  
Career: .614, Darrell Bevell (646-1,052), 1992-95

## Passing Touchdowns

Game: 5, Darrell Bevell vs. Nevada, 1993; Jim Sorgi vs. Michigan State, 2003  
Season: 19, Randy Wright, 1983; Darrell Bevell, 1993  
Career: 59, Darrell Bevell, 1992-95

## Highest Pass Efficiency Rating

Game (15 att.): 268.4, Jim Sorgi vs. Michigan State, 2003  
Season: 155.2, Darrell Bevell, 1993  
Career: 141.2, Jim Sorgi, 2000-03

## Most 200-yard Passing Games

Season: 6, Randy Wright, 1983; Darrell Bevell, 1993  
Career: 14, Darrell Bevell, 1992-95  
Consecutive: 4, Randy Wright, 1983

## Most Yards Receiving

Game: 258, Lee Evans vs. Michigan State, 2003  
Season: 1,545, Lee Evans, 2001  
By a WR: 1,545, Lee Evans, 2001  
By a RB: 356, Tom Wiesner, 1960  
By a TE: 817, Pat Richter, 1961  
Career: 3,468, Lee Evans, 1999-2003  
By a WR: 3,468, Lee Evans, 1999-2003  
By a RB: 658, Joe Armentrout, 1983-86  
By a TE: 1,873, Pat Richter, 1960-62

## Most Receptions

Game: 13, Matt Nyquist vs. Iowa, 1995  
By a WR: 11, Louis Jung vs. Colorado, 1965; Jimmy Jones vs. Northwestern, 1964; Chris Chambers vs. Iowa, 2000; Chris Chambers vs. Purdue, 2000  
By a TE: 13, Matt Nyquist vs. Iowa, 1995  
Season: 75, Lee Evans, 2001  
By a WR: 75, Lee Evans, 2001  
By a RB: 33, Ron Johnson, 1994  
By a TE: 49, Pat Richter, 1962  
Career: 175, Lee Evans, 1999-2003  
By a WR: 175, Lee Evans, 1999-2003  
By a RB: 69, Joe Armentrout, 1983-86  
By a TE: 121, Pat Richter, 1960-62

## Most Consecutive Games With a Pass Reception

Career: 38, Lee Evans, 1999-2003

## Highest Average Per Reception

Game (3 rec.): 47.3, Larry Mialik vs. Penn St., 1970  
Season (30 rec.): 21.3, Larry Mialik, 1970  
Career (50 rec.): 20.1, Tony Simmons, 1994-97

## Most Receiving Touchdowns

Game: 5, Lee Evans vs. Michigan State, 2003  
Season: 13, Lee Evans, 2003  
Career: 27, Lee Evans, 1999-2003

## Most Points

Game: 30, Anthony Davis vs. Minnesota, 2002; Billy Marek vs. Minnesota, 1974; Lee Evans vs. Michigan State, 2003  
By a kicker: 16, Vitaly Pisetsky vs. Michigan State, 1999  
Season: 126, Ron Dayne, 1996  
By a kicker: 99, Matt Davenport, 1998  
Career: 426, Ron Dayne, 1996-99

## Most Touchdowns

Game: 5, Anthony Davis vs. Minnesota, 2002; Billy Marek vs. Minnesota, 1974; Lee Evans vs. Michigan State, 2003  
Season: 21, Ron Dayne, 1996  
Career: 71, Ron Dayne, 1996-99

## Most Extra Points

Game: 8, Vince Lamia vs. Missouri, 1974; Kevin Rohde vs. Minnesota, 1983; Rick Schnetzky vs. Eastern Michigan, 1994; Rick Schnetzky vs. Indiana, 1994; Matt Davenport vs. San Jose State, 1997; Vitaly Pisetsky vs. Indiana, 1999; Mike Allen vs. Michigan State, 2003  
Season: 46, Vitaly Pisetsky, 1999  
Career: 105, Vince Lamia, 1973-76

## Highest Extra Point Percentage

Game (8 att.): 100.0, Vince Lamia vs. Missouri, 1974; Kevin Rohde vs. Minnesota, 1983; Rick Schnetzky vs. Eastern Michigan, 1994; Matt Davenport vs. San Jose State, 1997; Vitaly Pisetsky vs. Indiana, 1999; Mike Allen vs. Michigan State, 2003

Season (25 att.): 100.0, Gary Kroner, 1962; Roger Jaeger, 1971; Mark Doran, 1981; Mark Neuser, 2001; Mike Allen, 2002

Career (50 att.): 96.5, Todd Gregoire, 1984-87

### Most Field Goals

Game: 4, Vince Lamia vs. Minnesota, 1976; Todd Gregoire vs. Kentucky, 1984; Todd Gregoire vs. Ohio State, 1987; Rich Thompson vs. Bowling Green, 1992; Rich Thompson vs. Purdue, 1992; Matt Davenport vs. Minnesota, 1998; Vitaly Pisetsky vs. Michigan State, 1999

Season: 22, Rich Thompson, 1992

Career: 65, Todd Gregoire, 1984-87

### Highest Field Goal Percentage

Game (4 att.): 100.0, Vince Lamia vs. Minnesota, 1976; Todd Gregoire vs. Kentucky, 1984; Rich Thompson vs. Bowling Green, 1992; Rich Thompson vs. Purdue, 1992; Matt Davenport vs. Minnesota, 1998; Vitaly Pisetsky vs. Michigan State, 1999

Season (15 att.): 90.5, Matt Davenport (19-21), 1998

Career (30 att.): 86.8, Matt Davenport (33-38), 1997-98

### Most Yards Of Total Offense

Game: 416, Darrell Bevell vs. Minnesota, 1993

Season: 2,481, Randy Wright, 1982

Career: 7,477, Darrell Bevell, 1992-95

### Most Total Offensive Plays

Game: 61, Randy Wright vs. Iowa, 1983

Season: 405, Brooks Bollinger, 2002

Career: 1,289, Brooks Bollinger, 1999-02

### Most TDs Responsible For

Game: 5, Billy Marek vs. Minnesota, 1974; Mike Kalasmiki vs. Minnesota, 1979; Jess Cole vs. Minnesota, 1980; Randy Wright vs. Purdue,

1983; Darrell Bevell vs. Nevada, 1993; Mike Samuel vs. San Jose State, 1997; Brooks Bollinger vs. Michigan State, 2002; Anthony Davis vs. Minnesota, 2002; Jim Sorgi vs. Michigan State, 2003; Lee Evans vs. Michigan State, 2003

Season: 24, Randy Wright, 1983

Career: 71, Ron Dayne, 1996-99

### Most All-purpose Yardage

Game: 347, Ron Dayne vs. Hawaii, 1996

Kick returns only: 241, Troy Vincent vs. Western Illinois, 1991

Season: 2,242, Ron Dayne, 1996

Career: 7,429, Ron Dayne, 1996-99

### Most Kickoff Return Yards

Game: 178, Clarence Self vs. Michigan, 1947

Season: 670, Brandon Williams, 2002

Career: 1,778, Nick Davis, 1998-01

### Most Kickoff Returns

Game: 7, Clarence Self vs. Michigan, 1947

Season: 32, Brandon Williams, 2002

Career: 78, Fred Owens, 1986-89

### Highest Avg. Per Kickoff Return

Game (3 ret.): 42.7, Selvie Washington vs. Nebraska, 1974

Season (10 ret.): 29.6, Ira Matthews, 1976

Career (30 ret.): 24.6, Greg Johnson, 1969, 1971

### Most Kickoff Returns For TDs

Game: 1, many times (MR: Lee Evans vs. Indiana, 2000)

Season: 2, Ira Matthews, 1976; Nick Davis, 1999

Career: 2, Danny Crooks, 1969-71; Ira Matthews, 1975-78; Nick Davis, 1998-01

### Most Punt Return Yards

Game: 158, Earl Girard vs. Iowa, 1947

Season: 470, Jim Leonhard, 2003

Career: 1,007, Nick Davis, 1998-01

### Most Punt Returns

Game: 10, Bill Lane vs. Indiana, 1951

Season: 38, Keith Jackson, 1994

Career: 83, Nick Davis, 1998-01

### Highest Average Per Punt Return

Game (3 ret.): 52.7, Earl Girard vs. Iowa, 1947

Season (15 ret.): 16.9, Ira Matthews, 1978

Career (25 ret.): 12.9, Jim Leonhard, 2001-present

### Most Punt Returns For TDs

Game: 2, Earl Girard vs. Iowa, 1947

Season: 3, Ira Matthews, 1978

Career: 4, Ira Matthews, 1975-78

### Most Yards Punting

Game: 500, Brad Brekke vs. Miami, Fla., 1989

Season: 3,155, Kevin Stemke, 1998

Career: 10,660, Kevin Stemke, 1997-2000

### Most Punts

Game: 12, Dave Fronek vs. Nebraska, 1965; Bob

Schaffner vs. Iowa, 1968; Brad Brekke vs. Miami, Fla., 1989

Season: 74, R.J. Morse, 2002

Career: 249, Scott Cepicky, 1984-87

### Highest Average Per Punt

Game (3 punts): 52.2, Dick Mileager vs. Kansas, 1976

Season (30 punts): 44.5, Kevin Stemke, 2000

Career (100 punts): 43.5, Kevin Stemke, 1997-2000

### Most Interceptions

Game: 4, Clarence Bratt vs. Minnesota, 1954

Season: 11, Jim Leonhard, 2002

Career: 21, Jamar Fletcher, 1998-2000

### Most Interception Return Yardage

Game: 103, Bob Radcliffe vs. Navy, 1949; Ed Withers vs. Iowa, 1950

Season: 179, Jamar Fletcher, 2000

Career: 459, Jamar Fletcher, 1998-00

### Highest Average Per Int. Return

Season (min. 4 ret.): 30.5, Pat Levenhagen, 1955

Career (min. 8 ret.): 25.0, Ed Withers, 1949-51

### Most Interception Ret. for TDs

Game: 2, Bob Radcliffe vs. Navy, 1949

Season: 3, Jamar Fletcher, 1998

Career: 5, Jamar Fletcher, 1998-2000

### Most Tackles

Game: 28, Dave Crossen vs. Purdue, 1977

By a LB: 28, Dave Crossen vs. Purdue, 1977

By a DB: 23, Scott Nelson vs. Iowa, 1990

Season: 181, Dave Lokanc, 1972

By a LB: 181, Dave Lokanc, 1972

By a DL: 135, Tim Krumrie, 1981

By a DB: 144, Reggie Holt, 1991

Career: 451, Pete Monty, 1993-96

By a LB: 451, Pete Monty, 1993-96

By a DL: 444, Tim Krumrie, 1979-82

By a DB: 359, Greg Thomas, 1987-90

### Most Tackles For Loss

Game: 6.5, Alex Lewis vs. Purdue, 2003

Season: 31, Tom Burke, 1998

Career: 58, Tarek Saleh, 1993-96

### Most Quarterback Sacks

Game: 6, Tim Jordan vs. Northwestern, 1985

Season: 22, Tom Burke, 1998

Career: 33, Tarek Saleh, 1993-96

### Most Passes Defended

Game: 6, Mike Echols vs. Purdue, 1999

Season: 25, Jim Leonhard, 2002; Mike Echols, 2000

Career: 62, Mike Echols, 1998-01

### Most Fumbles Recovered

Game: 3, Michael Reid vs. Ohio State, 1985

Season: 5, Ed Bosold, 1972

Career: 7, Dan Batsch, 1987-90; Scott Nelson, 1990-93

### Most Blocked Kicks

Game: 3, Richard Johnson vs. Missouri, 1984

Season: 6, Richard Johnson, 1984

Career: 8, Richard Johnson, 1982-84




Tim Jordan set a school record with six quarterback sacks against Northwestern in 1985.


# Career Rushing Leaders



Ron Dayne



Billy Marek



Rufus Ferguson

## 1. Ron Dayne

Year	Att.	Yards	Avg.	TD
1996	325	2,109	6.5	21
1997	263	1,457	5.5	15
1998	295	1,525	5.2	15
1999	337	2,034	6.0	20
Total	1,220	7,125	5.8	71

## 2. Billy Marek

Year	Att.	Yards	Avg.	TD
1972	1	6	6.0	0
1973	241	1,207	5.0	13
1974	205	1,215	5.9	18
1975	272	1,281	4.7	13
Total	719	3,709	5.2	44

## 3. Anthony Davis

Year	Att.	Yards	Avg.	TD
2001	291	1,466	5.0	11
2002	300	1,555	5.2	13
2003	116	682	5.9	7
Total	707	3,703	5.2	31

## 4. Brent Moss

Year	Att.	Yards	Avg.	TD
1991	61	219	3.6	1
1992	165	739	4.5	9
1993	312	1,637	5.2	16
1994	156	833	5.3	8
Total	694	3,428	4.9	34

## 5. Terrell Fletcher

Year	Att.	Yards	Avg.	TD
1991	109	446	4.1	4
1992	96	496	5.2	0
1993	165	996	6.0	9
1994	244	1,476	6.0	12
Total	614	3,414	5.6	25

## 6. Alan Ameche

Year	Att.	Yards	Avg.	TD
1951	157	824	5.2	4
1952	233	1,079	4.6	7
1953	165	801	4.9	5
1954	146	641	4.4	9
Total	701	3,345	4.8	25

## 7. Larry Emery

Year	Att.	Yards	Avg.	TD
1983	56	336	6.0	2
1984	109	675	6.2	5
1985	224	1,113	5.0	8
1986	193	855	4.4	4
Total	582	2,979	5.1	19

## 8. Rufus Ferguson

Year	Att.	Yards	Avg.	TD
1970	130	588	4.5	6
1971	249	1,222	4.9	13
1972	215	1,004	4.7	7
Total	594	2,814	4.7	26

## 9. Carl McCullough

Year	Att.	Yards	Avg.	TD
1993	31	162	5.2	1
1995	236	1,038	4.4	3
1996	117	534	4.6	3
1997	85	377	4.4	2
Total	469	2,111	4.5	9

## 10. Alan Thompson

Year	Att.	Yards	Avg.	TD
1969	214	907	4.2	9
1970	124	455	3.7	4
1971	124	643	5.2	6
Total	462	2,005	4.3	19

# Rushing Records

## Career Rushing Yards

1. Ron Dayne, 1996-99	7,125
2. Billy Marek, 1972-75	3,709
3. Anthony Davis, 2001-present	3,703
4. Brent Moss, 1991-94	3,428
5. Terrell Fletcher, 1991-94	3,414
6. Alan Ameche, 1951-54	3,345
7. Larry Emery, 1983-86	2,979
8. Rufus Ferguson, 1970-72	2,814
9. Carl McCullough, 1993, 1995-97	2,111
10. Alan Thompson, 1969-71	2,005
11. Marvin Artley, 1985-88	1,991
12. Michael Bennett, 1999-00	1,979
13. Brooks Bollinger, 1999-02	1,767
14. Larry Canada, 1973-76	1,714
15. Dave Mohapp, 1978-81	1,710
16. Ken Starch, 1972-75	1,671
17. Ira Matthews, 1975-78	1,640
18. Joe Armentrout, 1983-86	1,576
19. John Williams, 1979-82	1,560
20. Danny Lewis, 1955-57	1,460

## Career Rushing Attempts

1. Ron Dayne, 1996-99	1,220
2. Billy Marek, 1972-75	719
3. Anthony Davis, 2001-present	707
4. Alan Ameche, 1951-54	701
5. Brent Moss, 1991-94	694
6. Terrell Fletcher, 1991-94	614
7. Rufus Ferguson, 1970-72	594
8. Larry Emery, 1983-86	582
9. Brooks Bollinger, 1999-02	518
10. Carl McCullough, '93, 95-97	469

## Career Rushing Touchdowns

1. Ron Dayne, 1996-99	71
2. Billy Marek, 1972-75	44
3. Brent Moss, 1991-94	34
4. Anthony Davis, 2001-present	31
5. Brooks Bollinger, 1999-02	26
6. Rufus Ferguson, 1970-72	26
7. Alan Ameche, 1951-54	25
8. Terrell Fletcher, 1991-94	25
9. Mike Samuel, 1995-98	23
10. Dale Hackbart, 1957-59	21

## Career Average Per Carry

<b>(Minimum 300 attempts)</b>	
1. Ron Dayne, 1996-99	5.84
2. Terrell Fletcher, 1991-94	5.56
3. Michael Bennett, 1999-00	5.39
4. Anthony Davis, 2001-present	5.24
5. Billy Marek, 1972-75	5.16
6. Larry Emery, 1983-86	5.12
7. Ken Starch, 1973-75	5.11
8. Ira Matthews, 1975-78	5.05
9. Marvin Artley, 1985-88	5.02
10. Brent Moss, 1991-94	4.94

## Season Rushing Yards

1. Ron Dayne, 1996	2,109
2. Ron Dayne, 1999	2,034
3. Michael Bennett, 2000	1,681
4. Brent Moss, 1993	1,637
5. Anthony Davis, 2002	1,555

6. Ron Dayne, 1998	1,525
7. Terrell Fletcher, 1994	1,476
8. Anthony Davis, 2001	1,466
9. Ron Dayne, 1997	1,457
10. Billy Marek, 1975	1,281
11. Rufus Ferguson, 1971	1,222
12. Billy Marek, 1974	1,215
13. Billy Marek, 1973	1,207
14. Larry Emery, 1985	1,113
15. Alan Ameche, 1952	1,079
16. Carl McCullough, 1995	1,038
17. Rufus Ferguson, 1972	1,004
18. Terrell Fletcher, 1993	996
19. Larry Canada, 1976	993
20. Marvin Artley, 1987	955

## Season Rushing Attempts

1. Ron Dayne, 1999	337
2. Ron Dayne, 1996	325
3. Brent Moss, 1993	312
4. Michael Bennett, 2000	310
5. Anthony Davis, 2002	300
6. Ron Dayne, 1998	295
7. Anthony Davis, 2001	291
8. Billy Marek, 1975	272
9. Ron Dayne, 1997	263
10. Rufus Ferguson, 1971	249

## Season Rushing Touchdowns

1. Ron Dayne, 1996	21
2. Ron Dayne, 1999	20
3. Billy Marek, 1974	18
4. Brent Moss, 1993	16
5. Ron Dayne, 1997	15
6. Ron Dayne, 1998	15
7. Anthony Davis, 2002	13
8. Rufus Ferguson, 1971	13
9. Billy Marek, 1973	13
10. Billy Marek, 1975	13

## Season Average Per Carry

<b>(Minimum 100 attempts)</b>	
1. Troy King, 1982	6.75
2. Ron Dayne, 1996	6.49
3. Marvin Artley, 1987	6.45
4. Larry Emery, 1984	6.19
5. Terrell Fletcher, 1994	6.05
6. Terrell Fletcher, 1993	6.04
7. Ron Dayne, 1999	6.04
8. Billy Marek, 1974	5.93
9. Anthony Davis, 2003	5.88
10. Danny Lewis, 1956	5.54
11. Ron Dayne, 1997	5.54

## Game Rushing Yards

1. Ron Dayne vs. Hawaii, 1996	339
2. Billy Marek vs. Minnesota, 1974	304
3. Anthony Davis vs. Minnesota, 2002	301
4. Ron Dayne vs. Minnesota, 1996	297
5. Michael Bennett vs. Northwestern, 2000	293
6. Michael Bennett vs. Oregon, 2000	290
7. Ron Dayne vs. Illinois, 1996	289
8. Ron Dayne vs. San Jose State, 1997	254
9. Anthony Davis vs. Akron, 2003	247
10. Ron Dayne vs. Utah, 1996	246

11. Ron Dayne vs. UCLA, 1999	246
12. Ron Dayne vs. Purdue, 1996	244
13. Terrell Fletcher vs. Duke, 1995	241
14. Ron Dayne vs. Cincinnati, 1999	231
15. Billy Marek vs. Northwestern, 1974	230
16. Billy Marek vs. Wyoming, 1973	226
17. Marck Harrison vs. Purdue, 1984	225
18. Ron Dayne vs. Purdue, 1999	222
19. Alan Thompson vs. Oklahoma, 1969	220
20. Michael Bennett vs. Hawaii, 2000	218
21. Ron Dayne vs. Iowa, 1999	216
22. Ron Dayne vs. Michigan State, 1999	214
23. Rufus Ferguson vs. Minnesota, 1971	211
24. Anthony Davis vs. Minnesota, 2001	208
25. Dwayne Smith vs. Michigan State, 2003	207
26. Ron Dayne vs. Illinois, 1997	207
27. Billy Marek vs. Iowa, 1974	206
28. Carl McCullough vs. Stanford, 1995	204
29. Billy Marek vs. Iowa, 1973	203
30. Marck Harrison vs. Ohio State, 1984	203
31. Ron Dayne vs. Indiana, 1997	202
32. Anthony Davis vs. Penn State, 2001	200
33. Ron Dayne vs. Stanford, 2000	200
34. Alan Ameche vs. Minnesota, 1951	200

## Game Rushing Attempts

1. Ron Dayne vs. Minnesota, 1996	50
2. Michael Bennett vs. Northwestern, 2000	48
3. Anthony Davis vs. Minnesota, 2002	45
4. Billy Marek vs. Minnesota, 1974	43
5. Terrell Fletcher vs. Illinois, 1994	41
6. Ron Dayne vs. Illinois, 1996	41

## Game Rushing Touchdowns

1. Anthony Davis vs. Minnesota, 2002	5
2. Billy Marek vs. Minnesota, 1974	5
3. Billy Marek vs. Iowa, 1973	4
4. Billy Marek vs. Iowa, 1974	4
5. Jess Cole vs. Minnesota, 1980	4
6. Ron Dayne vs. Illinois, 1996	4
7. Ron Dayne vs. Hawaii, 1996	4
8. Ron Dayne vs. San Diego State, 1997	4
9. Ron Dayne vs. UCLA, 1999	4
10. Ron Dayne vs. Ohio State, 1999	4

## Game Average Per Carry

<b>(Minimum 10 attempts)</b>	
1. Ken Starch vs. Colorado, 1974	14.9
2. Terrell Fletcher vs. Indiana, 1994	14.6
3. Ken Starch vs. Wyoming, 1973	14.2
4. Clarence Self vs. Purdue, 1947	12.7
5. Ron Dayne vs. San Jose State, 1997	12.7

**Yearly Leaders**

Year	Player	Att.	Yards
2003	Dwayne Smith	165	857
2002	Anthony Davis	300	1,555
2001	Anthony Davis	291	1,466
2000	Michael Bennett	310	1,681
1999	Ron Dayne	337	2,034
1998	Ron Dayne	295	1,525
1997	Ron Dayne	263	1,457
1996	Ron Dayne	325	2,109
1995	Carl McCullough	236	1,038
1994	Terrell Fletcher	244	1,476
1993	Brent Moss	312	1,637
1992	Brent Moss	165	739
1991	Terrell Fletcher	109	446
1990	Robert Williams	139	541
1989	Jimmy Henderson	102	426
1988	Marvin Artley	132	516
1987	Marvin Artley	148	955
1986	Larry Emery	193	855
1985	Larry Emery	224	1,113
1984	Marck Harrison	179	848
1983	Gary Ellerson	161	777
1982	Troy King	106	715
1981	John Williams	116	634
1980	John Williams	119	526
1979	Dave Mohapp	117	603
1978	Ira Matthews	130	654
1977	Mike Morgan	124	478
1976	Larry Canada	221	993
1975	Billy Marek	272	1,281
1974	Billy Marek	205	1,215
1973	Billy Marek	241	1,207
1972	Rufus Ferguson	215	1,004
1971	Rufus Ferguson	249	1,222
1970	Rufus Ferguson	130	588
1969	Alan Thompson	214	907
1968	Wayne Todd	100	364
1967	John Smith	96	362
1966	Wayne Todd	128	480
1965	Tom Jankowski	86	271
1964	Ronald Smith	101	438
1963	Louis Holland	88	511
1962	Ralph Kurek	67	367
1961	Jim Nettles	39	213
1960	Tom Wiesner	87	374
1959	Dale Hackbart	103	387
1958	John Hobbs	117	401
1957	Danny Lewis	95	611
1956	Danny Lewis	100	554
1955	Charles Thomas	98	477
1954	Alan Ameche	146	641
1953	Alan Ameche	165	801
1952	Alan Ameche	233	1,079
1951	Alan Ameche	157	824
1950	Rollie Strehlow	101	398
1949	Bob Teague	96	521
1948	Ben Bendrick	64	327
1947	Clarence Self	75	526
1946	Earl Maves	92	538

**Rushing By Class (Season)****Seniors**

2,034	Ron Dayne, 1999
1,476	Terrell Fletcher, 1994
1,281	Billy Marek, 1975
1,004	Rufus Ferguson, 1972
993	Larry Canada, 1976

**Juniors**

1,681	Michael Bennett, 2000
1,637	Brent Moss, 1993
1,525	Ron Dayne, 1998
1,222	Rufus Ferguson, 1971
1,215	Billy Marek, 1974

**Sophomores**

1,555	Anthony Davis, 2002
1,457	Ron Dayne, 1997
1,207	Billy Marek, 1973
1,079	Alan Ameche, 1952
1,038	Carl McCullough, 1995

**Freshmen**

2,109	Ron Dayne, 1996
1,466	Anthony Davis, 2001
824	Alan Ameche, 1951
552	Dwayne Smith, 2002
523	Booker Stanley, 2003

**Rushing By Class (Game)****Seniors**

241	Terrell Fletcher vs. Duke, 1995
231	Ron Dayne vs. Cincinnati, 1999
225	Marck Harrison vs. Purdue, 1984
222	Ron Dayne vs. Purdue, 1999
216	Ron Dayne vs. Iowa, 1999

**Juniors**

304	Billy Marek vs. Minnesota, 1974
293	Michael Bennett vs. Northwestern, 2000
290	Michael Bennett vs. Oregon, 2000
247	Anthony Davis vs. Akron, 2003
246	Ron Dayne vs. UCLA, 1999

**Sophomores**

301	Anthony Davis vs. Minnesota, 2002
254	Ron Dayne vs. San Jose State, 1997
226	Billy Marek vs. Wyoming, 1973
220	Alan Thompson vs. Oklahoma, 1969
207	Dwayne Smith vs. Michigan State, 2003
207	Ron Dayne vs. Illinois, 1997

**Freshmen**

339	Ron Dayne vs. Hawaii, 1996
297	Ron Dayne vs. Minnesota, 1996
289	Ron Dayne vs. Illinois, 1996
246	Ron Dayne vs. Utah, 1996
244	Ron Dayne vs. Purdue, 1996

# 1,000-yard Rushers

## Alan Ameche (1,079 yards), 1952

Marquette (22-86-0); #2 Illinois (32-118-1); at Ohio State (25-106-0); at Iowa (13-54-1); #8 UCLA (14-31-0); at Rice (23-118-0); Northwestern (31-142-0); at Indiana (20-162-3); Minnesota (25-129-2); #5 USC (28-133-0)

## Rufus Ferguson (1,222 yards), 1971

Northern Illinois (16-93-2); at #15 Syracuse (26-149-2); #18 LSU (23-97-1); at Northwestern (6-46-0); Indiana (27-152-3); Michigan State (25-103-1); at #12 Ohio State (23-136-0); at Iowa (28-126-0); Purdue (11-16-0); Illinois (25-93-0); at Minnesota (29-211-1)

## Rufus Ferguson (1,004 yards), 1972

Northern Illinois (17-165-2); Syracuse (28-153-2); at LSU (17-63-0); Northwestern (34-197-2); at Indiana (15-64-0); at Michigan State (18-79-0); #4 Ohio State (21-79-0); Iowa (19-92-1); at Purdue (DNP); at Illinois (DNP); Minnesota (36-112-0)

## Billy Marek (1,207 yards), 1973

Purdue (14-34-0); #19 Colorado (13-75-0); at #2 Nebraska (30-145-0); Wyoming (29-226-3); #1 Ohio State (13-49-0); at #4 Michigan (9-31-1); Indiana (33-146-2); at Michigan State (13-48-0); Iowa (30-203-4); Northwestern (26-119-2); at Minnesota (31-131-1)

## Billy Marek (1,215 yards), 1974

at Purdue (DNP); #4 Nebraska (21-45-1); at Colorado (16-81-0); Missouri (13-123-3); at #1 Ohio State (16-77-0); #3 Michigan (9-42-0); at Indiana (DNP); #20 Michigan State (24-107-2); at Iowa (34-206-4); at Northwestern (29-230-3); Minnesota (43-304-5)

## Billy Marek (1,281 yards), 1975

#2 Michigan (21-58-0); South Dakota (12-93-3); #5 Missouri (31-117-2); Kansas (19-77-1); at Purdue (25-152-1); #1 Ohio State (12-38-0); Northwestern (36-198-2); Illinois (39-198-2); at Iowa (17-59-1); Indiana (31-182-1); at Minnesota (29-118-0)

## Larry Emery (1,113 yards), 1985

Northern Illinois (17-122-2); UNLV (24-110-0); at Wyoming (20-136-3); #5 Michigan (19-104-0); #1 Iowa (19-104-0); Northwestern (17-42-1); at Illinois (20-101-2); Indiana (28-188-0); at Minnesota (25-124-0); at #3 Ohio State (28-85-0); Michigan State (15-45-0)

## Brent Moss (1,637 yards), 1993

Nevada (19-74-0); at SMU (27-181-1); Iowa State (21-104-3); at Indiana (32-198-1); Northwestern (15-125-2); at Purdue (29-139-1); at Minnesota (27-130-2); #24 Michigan (26-128-0); #3 Ohio State (25-129-1); at Illinois (27-124-1); Michigan State (28-147-2); #13 UCLA (36-158-2)



Ron Dayne rushed for a school-record 2,109 yards as a freshman in 1996.

## Terrell Fletcher (1,476 yards), 1994

Eastern Michigan (11-100-3); at #7 Colorado (15-82-0); #21 Indiana (10-146-2); at Michigan State (12-58-0); at Northwestern (26-186-3); Purdue (19-141-1); Minnesota (28-101-0); at #10 Michigan (14-39-0); at Ohio State (8-25-0); Cincinnati (21-165-1); Illinois (41-192-0); #25 Duke (39-241-2)

## Carl McCullough (1,038 yards), 1995

#13 Colorado (28-151-0); at Stanford (34-204-1); SMU (26-130-1); at #6 Penn State (27-98-0); #4 Ohio State (23-102-1); at #11 Northwestern (23-74-0); Michigan State (19-91-0); at Purdue (10-26-0); at Minnesota (11-30-0); Iowa (DNP); Illinois (35-132-0)

## Ron Dayne (2,109 yards), 1996

Eastern Michigan (8-53-1); at UNLV (13-90-1); Stanford (12-75-0); #3 Penn State (24-129-2); at #2 Ohio State (21-65-0); #14 Northwestern (28-139-1); at Michigan State (15-81-0); Purdue (30-244-2); Minnesota (50-297-3); at Iowa (17-62-0); at Illinois (41-289-4); at Hawaii (36-339-4); Utah (30-246-3)

## Ron Dayne (1,457 yards), 1997

#17 Syracuse (13-46-0); Boise State (DNP); at San Jose State (20-254-3); San Diego State (26-145-4); Indiana (34-202-2); at Northwestern (25-93-2); Illinois (28-207-2); at Purdue (26-141-1); at Minnesota (40-183-1); #12 Iowa (7-24-0); #1 Michigan (DNP); at #6 Penn State (30-126-0); #11 Georgia (14-36-0)

## Ron Dayne (1,525 yards), 1998

at San Diego State (DNP); Ohio (20-111-3); UNLV (13-108-0); Northwestern (22-168-1); at Indiana (28-130-1); Purdue (33-127-1); at Illinois (39-190-3); at Iowa (39-164-1); Minnesota (35-133-1); #15 Michigan (16-53-0); #14 Penn State (23-95-0); #6 UCLA (27-246-4)

## Ron Dayne (2,034 yards), 1999

Murray State (20-135-3); Ball State (31-158-1); at Cincinnati (28-231-1); #4 Michigan (22-88-1); at #12 Ohio State (32-161-4); at #25 Minnesota (25-80-1); Indiana (17-167-2); #11 Michigan State (34-214-2); at Northwestern (35-162-2); at #17 Purdue (32-222-1); Iowa (27-216-1); #22 Stanford (34-200-1)

## Michael Bennett (1,681 yards), 2000

Western Michigan (30-128-1); Oregon (28-290-2); Cincinnati (DNP); Northwestern (48-293-2); at #9 Michigan (30-123-0); #8 Ohio State (20-106-1); at Michigan State (23-59-0); #17 Purdue (28-188-1); at Iowa (29-81-1); Minnesota (DNP); at Indiana (22-112-1); at Hawaii (36-218-1); UCLA (16-83-1)

## Anthony Davis (1,466 yards), 2001

Virginia (24-147-0); at #7 Oregon (13-130-1); #19 Fresno State (24-137-0); at Penn State (37-200-0); Western Kentucky (19-89-2); Indiana (DNP); at #21 Ohio State (26-103-1); at Illinois (24-116-2); Michigan State (32-101-0); Iowa (36-132-1); #11 Michigan (27-103-1); at Minnesota (29-208-3)

## Anthony Davis (1,555 yards), 2002

Fresno State (36-184-0); at UNLV (20-81-0); West Virginia (19-75-1); Northern Illinois (14-49-1); Arizona (16-110-2); #20 Penn State (11-46-0); at Indiana (18-108-1); #4 Ohio State (25-144-1); at Michigan State (29-170-0); at #9 Iowa (16-34-0); Illinois (DNP); at #12 Michigan (26-154-1); Minnesota (45-301-5); #14 Colorado (25-99-1)

## Longest Runs

91(td) by Tom Brigham vs. Western Michigan, 1963  
88(td) by Ken Starch vs. Colorado, 1974  
86(td) by Danny Lewis vs. West Virginia, 1957  
84(td) by Earl Maves vs. Marquette, 1946  
83 by Michael Bennett vs. Oregon, 2000  
82 by Ira Matthews vs. Minnesota, 1978  
81 by Harland Carl vs. Marquette, 1951  
81(td) by Billy Marek vs. Missouri, 1974  
**PRE-MODERN ERA**  
90(td) by Eddie Gillette vs. Northwestern, 1912  
85(td) by Norsky Larson vs. Minnesota, 1898  
85 by Norsky Larson vs. Chicago, 1901  
84(td) by A.G. Findlay vs. Minnesota, 1905

# 100-yard Games

## 300 +

- 339 Ron Dayne vs. Hawaii, 1996  
304 Billy Marek vs. Minnesota, 1974  
301 Anthony Davis vs. Minnesota, 2002

## 200-299

- 297 Ron Dayne vs. Minnesota, 1996  
293 Michael Bennett vs. N'western, 2000  
290 Michael Bennett vs. Oregon, 2000  
289 Ron Dayne vs. Illinois, 1996  
254 Ron Dayne vs. San Jose State, 1997  
247 Anthony Davis vs. Akron, 2003  
246 Ron Dayne vs. Utah, 1996  
246 Ron Dayne vs. UCLA, 1999  
244 Ron Dayne vs. Purdue, 1996  
241 Terrell Fletcher vs. Duke, 1995  
231 Ron Dayne vs. Cincinnati, 1999  
230 Billy Marek vs. Northwestern, 1974  
226 Billy Marek vs. Wyoming, 1973  
225 Marck Harrison vs. Purdue, 1984  
222 Ron Dayne vs. Purdue, 1999  
220 Alan Thompson vs. Oklahoma, 1969  
218 Michael Bennett vs. Hawaii, 2000  
216 Ron Dayne vs. Iowa, 1999  
214 Ron Dayne vs. Michigan State, 1999  
211 Rufus Ferguson vs. Minnesota, 1971  
208 Anthony Davis vs. Minnesota, 2001  
207 Dwayne Smith vs. Mich. State, 2003  
207 Ron Dayne vs. Illinois, 1997  
206 Billy Marek vs. Iowa, 1974  
204 Carl McCullough vs. Stanford, 1995  
203 Billy Marek vs. Iowa, 1973  
203 Marck Harrison vs. Ohio State, 1984  
202 Ron Dayne vs. Indiana, 1997  
200 Alan Ameche vs. Minnesota, 1951  
200 Ron Dayne vs. Stanford, 2000  
200 Anthony Davis vs. Penn State, 2001

## 150-199


- 198 Billy Marek vs. Northwestern, 1975  
198 Brent Moss vs. Indiana, 1993  
197 Rufus Ferguson vs. N'western, 1972  
193 Dwayne Smith vs. Illinois, 2003  
192 Terrell Fletcher vs. Illinois, 1994  
190 Ron Dayne vs. Illinois, 1998  
189 Billy Marek vs. Illinois, 1975  
188 Larry Emery vs. Indiana, 1985  
188 Michael Bennett vs. Purdue, 2000  
186 Terrell Fletcher vs. N'western, 1994  
185 Larry Emery vs. Michigan, 1984  
184 Anthony Davis vs. Fresno St., 2002  
184 Ken Starch vs. Wyoming, 1973  
183 Ron Dayne vs. Minnesota, 1997  
182 Billy Marek vs. Indiana, 1975  
181 Brent Moss vs. SMU, 1993  
174 Larry Emery vs. Northwestern, 1984  
173 Brent Moss vs. Michigan State, 1994  
170 Anthony Davis vs. Mich. State, 2002  
170 Carl McCullough vs. Boise St., 1997  
168 Ron Dayne vs. Northwestern, 1998  
167 Anthony Davis vs. W. Virginia, 2003  
167 Ron Dayne vs. Indiana, 1999  
166 Troy King vs. Northwestern, 1982  
165 Robert Teague vs. N'western, 1949  
165 Terrell Fletcher vs. Cincinnati, 1994  
164 Gary Ellerson vs. No. Illinois, 1983  
164 Ron Dayne vs. Iowa, 1998  
162 Alan Ameche vs. Indiana, 1952  
162 Ron Dayne vs. Northwestern, 1999  
161 Ron Dayne vs. Ohio State, 1999  
160 Danny Lewis vs. Marquette, 1956  
160 Ronald Smith vs. Minnesota, 1964  
158 Brent Moss vs. Iowa, 1992  
158 Brent Moss vs. UCLA, 1994  
158 Ron Dayne vs. Ball State, 1999  
157 Alan Ameche vs. Northwestern, 1952  
157 John Smith vs. Iowa, 1967  
155 Earl Maves vs. Marquette, 1964  
154 Anthony Davis vs. Michigan, 2002  
153 Rufus Ferguson vs. Syracuse, 1972  
153 Larry Canada vs. Minnesota, 1976  
152 Rufus Ferguson vs. Indiana, 1971  
152 Billy Marek vs. Purdue, 1975  
151 Carl McCullough vs. Colorado, 1995

## 100-149

- 149 Rufus Ferguson vs. Syracuse, 1971  
149 Ken Starch vs. Colorado, 1974  
148 Alan Ameche vs. Purdue, 1951  
148 Terrell Fletcher vs. Bowl. Grn., 1992  
147 Anthony Davis vs. Virginia, 2001  
147 Brent Moss vs. Michigan State, 1993  
146 Billy Marek vs. Indiana, 1973  
146 Terrell Fletcher vs. Indiana, 1994  
145 Alan Ameche vs. Illinois, 1952  
145 Billy Marek vs. Nebraska, 1973  
145 Brent Moss vs. Northwestern, 1994  
145 Ron Dayne vs. San Diego State, 1997  
144 Anthony Davis vs. Ohio State, 2002  
144 Robert Teague vs. Indiana, 1949  
141 Charles Thomas vs. Marquette, 1955  
141 Terrell Fletcher vs. Purdue, 1994  
141 Ron Dayne vs. Purdue, 1997  
140 Steve Vinci vs. Utah, 1987  
139 Dave Mohapp vs. Iowa, 1979  
139 Brent Moss vs. Purdue, 1993  
139 Terrell Fletcher vs. Illinois, 1993  
139 Ron Dayne vs. Northwestern, 1996  
138 Clarence Self vs. Iowa, 1947  
138 Dave Mohapp vs. Michigan St., 1980  
138 Marvin Artley vs. Utah, 1987  
137 Brent Moss vs. Minnesota, 1992  
137 Anthony Davis vs. Fresno State, 2001  
136 Rufus Ferguson vs. Ohio St., 1971  
136 Gary Ellerson vs. Indiana, 1983  
136 Larry Emery vs. Wyoming, 1985  
136 Marvin Artley vs. No. Illinois, 1988  
135 Michael Morgan vs. Indiana, 1974  
135 Aaron Stecker vs. UNLV, 1996  
135 Ron Dayne vs. Murray State, 1999  
134 Danny Lewis vs. Purdue, 1957  
134 Ira Matthews vs. Minnesota, 1978  
134 Sean Wilson vs. California, 1989  
133 Alan Ameche vs. USC, 1953  
133 Ron Dayne vs. Minnesota, 1998  
132 John Smith vs. Minnesota, 1968  
132 John Williams vs. Michigan St., 1981  
132 Troy King vs. Minnesota, 1982  
132 Larry Emery vs. N'western, 1986  
132 Carl McCullough vs. Illinois, 1995  
132 Anthony Davis vs. Iowa, 2001  
131 Billy Marek vs. Minnesota, 1973  
130 Brent Moss vs. Minnesota, 1993  
130 Carl McCullough vs. SMU, 1995  
130 Ron Dayne vs. Indiana, 1998  
130 Anthony Davis vs. Oregon, 2001  
129 Joe Dawkins vs. Indiana, 1969  
129 Robert Williams vs. Minnesota, 1989  
129 Brent Moss vs. Ohio State, 1993

- 129 Brent Moss vs. E. Michigan, 1994  
129 Ron Dayne vs. Penn State, 1996  
128 Chucky Davis vs. Michigan St., 1982  
128 Brent Moss vs. Michigan, 1993  
128 Michael Bennett vs. W. Mich., 2000  
127 Clarence Self vs. Purdue, 1947  
127 Alan Ameche vs. Michigan St., 1954  
127 Troy King vs. Iowa, 1982  
127 Larry Emery vs. Indiana, 1984  
127 Ron Dayne vs. Purdue, 1998  
127 Brooks Bollinger vs. Minnesota, 2000  
126 Alan Ameche vs. Iowa, 1951  
126 Rufus Ferguson vs. Iowa, 1971  
126 Ron Dayne vs. Penn State, 1997  
125 Booker Stanley vs. Ohio State, 2003  
125 Alan Ameche vs. Minnesota, 1952  
125 Ira Matthews vs. Northwestern, 1978  
125 Brent Moss vs. Northwestern, 1993  
124 Alan Ameche vs. Northwestern, 1951  
124 Alan Thompson vs. Iowa, 1971  
124 Larry Emery vs. Minnesota, 1985  
124 Terrell Fletcher vs. No. Illinois, 1992  
124 Terrell Fletcher vs. Iowa State, 1993  
124 Brent Moss vs. Illinois, 1993  
124 Eddie Faulkner vs. Cincinnati, 2000  
123 Billy Marek vs. Missouri, 1974  
123 Tom Stauss vs. Northwestern, 1978  
123 Michael Bennett vs. Michigan, 2000  
122 Dwayne Smith vs. Illinois, 2002  
122 Lisle Blackburn vs. Cal, 1949  
122 Larry Emery vs. No. Illinois, 1985  
122 Larry Emery vs. Illinois, 1986  
120 Joe Armentrout vs. No. Illinois, 1985  
120 Larry Emery vs. Ohio State, 1986  
120 Marvin Artley vs. Hawaii, 1987  
119 Dwayne Smith vs. Iowa, 2003  
119 Booker Stanley vs. Penn State, 2003  
119 Booker Stanley vs. N. Carolina, 2003  
119 Rollie Strehlow vs. Marquette, 1950  
119 Billy Marek vs. Northwestern, 1973  
119 Eddie Faulkner vs. Iowa, 1997  
118 Billy Marek vs. Minnesota, 1975  
118 Brent Moss vs. Colorado, 1994  
117 Bill Hutchinson vs. Iowa, 1952  
117 Alan Ameche vs. Iowa, 1954  
117 Billy Marek vs. Missouri, 1975  
117 Larry Emery vs. UNLV, 1986  
116 Alan Ameche vs. Rice, 1952  
116 Alan Ameche vs. Illinois, 1952  
116 Leon Hunt vs. Northwestern, 1989  
116 Anthony Davis vs. Illinois, 2001  
115 Alan Ameche vs. Penn State, 1953  
115 Tony Davis vs. Iowa, 1972  
114 Larry Canada vs. Wash. State, 1976  
114 Marvin Artley vs. Minnesota, 1987  
114 Robert Williams vs. Ball State, 1990  
114 Aaron Stecker vs. Minnesota, 1995  
114 Eddie Faulkner vs. San Jose St., 1997  
114 Michael Bennett vs. Indiana, 1999  
113 Clarence Bratt vs. Purdue, 1953  
113 Danny Lewis vs. Illinois, 1957  
113 Tom Stauss vs. Minnesota, 1978  
113 Joe Armentrout vs. Wyoming, 1985  
113 Carlos Daniels vs. San Diego St., 1998  
113 Brooks Bollinger vs. Iowa, 1999  
112 Brooks Bollinger vs. Minnesota, 2002  
112 Alan Ameche vs. Marquette, 1953  
112 Alan Thompson vs. Minnesota, 1969  
112 Rufus Ferguson vs. Minnesota, 1972  
112 Selvie Washington vs. Colorado, 1973  
112 Jim Henderson vs. N'western, 1989  
112 Terrell Fletcher vs. N'western, 1991

- 112 Terrell Fletcher vs. Mich. State, 1993  
112 Aaron Stecker vs. SMU, 1995  
112 Michael Bennett vs. Indiana, 2000  
112 Brooks Bollinger vs. Penn St., 2001  
111 Robert Williams vs. Iowa, 1990  
111 Ron Dayne vs. Ohio, 1998  
110 Dwayne Smith vs. Mich. State, 2002  
110 Anthony Davis vs. Arizona, 2002  
110 Larry Emery vs. UNLV, 1985  
110 Brent Moss vs. Indiana, 1994  
109 Clarence Self vs. California, 1947  
109 Lisle Blackburn vs. Indiana, 1949  
109 Alan Thompson vs. LSU, 1971  
109 Lionell Crawford vs. Minnesota, 1988  
108 Anthony Davis vs. Indiana, 2002  
108 Rufus Ferguson vs. Illinois, 1971  
108 Marvin Artley vs. Northwestern, 1987  
108 Lionell Crawford vs. Ohio State, 1989  
108 Ron Dayne vs. UNLV, 1998  
107 Alan Ameche vs. Marquette, 1954  
107 Rufus Ferguson vs. N'western, 1971  
107 Billy Marek vs. Michigan State, 1974  
107 Marvin Artley vs. Ohio State, 1987  
107 Carl McCullough vs. E. Mich., 1996  
106 Wally Dreyer vs. Marquette, 1948  
106 Larry Emery vs. Minnesota, 1986  
106 Terrell Fletcher vs. N'western, 1993  
106 Brent Moss vs. Michigan, 1994  
106 Michael Bennett vs. Ohio State, 2000  
105 Harland Carl vs. Marquette, 1951  
105 Alan Ameche vs. Ohio State, 1952  
105 Joe Armentrout vs. Kentucky, 1984  
105 Marck Harrison vs. Mich. St., 1984  
104 Alan Thompson vs. Iowa, 1969  
104 Ken Starch vs. Purdue, 1973  
104 Troy King vs. Indiana, 1982  
104 Larry Emery vs. Iowa, 1985  
104 Brent Moss vs. Iowa State, 1993  
103 Harland Carl vs. Illinois, 1952  
103 Harland Carl vs. Illinois, 1953  
103 Danny Lewis vs. Ohio State, 1957  
103 Ralph Kurek vs. Iowa, 1964  
103 Rufus Ferguson vs. Mich. St., 1971  
103 Chucky Davis vs. Purdue, 1981  
103 Anthony Davis vs. Ohio State, 2001  
103 Anthony Davis vs. Michigan, 2001  
102 Harland Carl vs. Minnesota, 1952  
102 Richard Schmitsch vs. Pitt, 1967  
102 Carl McCullough vs. Ohio St., 1995  
102 Carl McCullough vs. Michigan, 1997  
101 Ben Bendrick vs. Northwestern, 1948  
101 John Williams vs. UCLA, 1980  
101 Larry Emery vs. Illinois, 1985  
101 Jason Burns vs. Purdue, 1994  
101 Terrell Fletcher vs. Minnesota, 1994  
101 Anthony Davis vs. Michigan St., 2001  
100 Dale Hackbart vs. Mich. State, 1958  
100 Louis Holland vs. W. Michigan, 1963  
100 Alan Thompson vs. Indiana, 1969  
100 Michael Morgan vs. N'western, 1974  
100 Terrell Fletcher vs. E. Michigan, 1994



Michael Bennett

### Career 100-yard Rushing Games


Ron Dayne	33 (14 are 200+)
Anthony Davis	19 (4)
Brent Moss	19 (0)
Billy Marek	17 (5)
Alan Ameche	17 (1)
Larry Emery	15 (0)
Terrell Fletcher	15 (1)
Rufus Ferguson	11 (1)
Michael Bennett	9 (3)

### Season 100-yard Rushing Games

Anthony Davis	10	2001
Ron Dayne	10	1999
Brent Moss	10	1993
Ron Dayne	9	1998
Michael Bennett	8	2000
Anthony Davis	7	2002
Ron Dayne	7	1997
Ron Dayne	7	1996
Terrell Fletcher	7	1994
Larry Emery	7	1985
Rufus Ferguson	7	1971
Brent Moss	7	1994
Alan Ameche	7	1952
Billy Marek	6	1975
Billy Marek	6	1973
Terrell Fletcher	5	1993
Billy Marek	5	1974

## 100-YARD RUSHING DUOS

Minnesota 2002 301: Anthony Davis 112: Brooks Bollinger	Northwestern 1994 186: Terrell Fletcher 145: Brent Moss	Minnesota 1978 134: Ira Matthews 113: Tom Stauss
Michigan State 2002 170: Anthony Davis 110: Dwayne Smith	Northwestern 1993 125: Brent Moss 106: Terrell Fletcher	Northwestern 1978 125: Ira Matthews 123: Tom Stauss
Penn State 2001 200: Anthony Davis 112: Brooks Bollinger	Illinois 1993 139: Terrell Fletcher 124: Brent Moss	Northwestern 1974 230: Billy Marek 100: Michael Morgan
Iowa 1999 216: Ron Dayne 113: Brooks Bollinger	Michigan State 1993 147: Brent Moss 112: Terrell Fletcher	Wyoming 1973 226: Billy Marek 184: Ken Starch
Indiana 1999 167: Ron Dayne 114: Michael Bennett	Iowa State 1993 124: Terrell Fletcher 104: Brent Moss	Iowa 1971 126: Rufus Ferguson 124: Alan Thompson
San Jose State 1997 254: Ron Dayne 114: Eddie Faulkner	Northwestern 1989 116: Leon Hunt 112: Jim Henderson	Indiana 1969 129: Joe Dawkins 100: Alan Thompson
SMU 1995 112: Aaron Stecker 130: Carl McCullough	Utah 1987 140: Steve Vinci 138: Marvin Artley	Minnesota 1952 102: Harland Carl 125: Alan Ameche
Eastern Michigan 1994 129: Brent Moss 100: Terrell Fletcher	Wyoming 1985 136: Larry Emery 113: Joe Armentrout	Illinois 1953 145: Alan Ameche 103: Harland Carl
Purdue 1994 141: Terrell Fletcher 101: Jason Burns	Northern Illinois 1985 122: Larry Emery 120: Joe Armentrout	Illinois 1952 116: Alan Ameche 113: Harland Carl
Indiana 1994 146: Terrell Fletcher 110: Brent Moss	Indiana 1982 127: Larry Emery 104: Troy King	Indiana 1949 144: Robert Teague 109: Lisle Blackburn




Terrell Fletcher




Brent Moss


# Career Passing Leaders



Darrell Bevell



Brooks Bollinger



Neil Graff

## 1. Darrell Bevell

Year	PC-PA	Pct.	Yards	TD
1992	125-245	.510	1,479	8
1993	187-276	.678	2,390	19
1994	139-231	.602	1,544	17
1995	195-300	.650	2,273	15
Total	646-1,052	.614	7,686	59

## 5. Jim Sorgi

Year	PC-PA	Pct.	Yards	TD
2000	46-69	.667	615	6
2001	64-132	.485	1,096	9
2002	38-70	.543	536	1
2003	140-248	.565	2,251	17
Total	288-519	.555	4,498	33

## 9. Jim Haluska

Year	PC-PA	Pct.	Yards	TD
1952	123-225	.547	1,552	12
1954	36-75	.480	505	2
1955	71-132	.538	1,036	6
Total	230-432	.532	3,093	20

## 2. Brooks Bollinger

Year	PC-PA	Pct.	Yards	TD
1999	82-140	.586	1,133	8
2000	110-209	.526	1,479	10
2001	91-177	.514	1,257	6
2002	131-245	.535	1,758	14
Total	414-771	.537	5,627	38

## 6. Tony Lowery

Year	PC-PA	Pct.	Yards	TD
1987	42-89	.472	572	2
1988	67-121	.554	712	1
1990	159-280	.568	1,757	5
1991	87-158	.551	965	6
Total	355-648	.548	4,006	14

## 10. Ron Miller

Year	PC-PA	Pct.	Yards	TD
1960	97-188	.516	1,351	8
1961	104-198	.525	1,487	11
Total	201-386	.521	2,838	19

## 3. Randy Wright

Year	PC-PA	Pct.	Yards	TD
1981	30-61	.492	382	4
1982	174-330	.527	2,292	15
1983	173-323	.536	2,329	19
Total	377-714	.528	5,003	38

## 7. Neil Graff

Year	PC-PA	Pct.	Yards	TD
1969	93-191	.487	1,086	7
1970	83-174	.477	1,313	11
1971	97-186	.522	1,300	5
Total	273-551	.495	3,699	23

## 4. Mike Samuel

Year	PC-PA	Pct.	Yards	TD
1995	11-31	.355	166	2
1996	148-254	.583	1,752	8
1997	141-254	.555	1,896	8
1998	90-172	.523	1,175	6
Total	390-711	.549	4,989	24

## 8. Mike Howard

Year	PC-PA	Pct.	Yards	TD
1983	6-10	.600	46	0
1984	182-314	.580	2,127	11
1985	62-110	.564	643	4
1986	57-113	.504	586	5
Total	307-547	.561	3,402	20

# Passing Records

## Career Passing Yards

1. Darrell Bevell, 1992-95	7,686
2. Brooks Bollinger, 1999-02	5,627
3. Randy Wright, 1981-83	5,003
4. Mike Samuel, 1995-98	4,989
5. Jim Sorgi, 2000-03	4,498
6. Tony Lowery, 1987-88, 1990-91	4,006
7. Neil Graff, 1969-71	3,699
8. Mike Howard, 1983-86	3,402
9. Jim Haluska, 1952, 54-55	3,093
10. Ron Miller, 1960-61	2,838
11. Mike Kalasmiki, 1977-79	2,626
12. Gregg Bohlig, 1972-74	2,579
13. Mike Carroll, 1975-76	2,335
14. Hal Brandt, 1962-64	2,293
15. Bud Keyes, 1985-87	2,181
16. John Coatta, 1949-51	2,140
17. John Boyajian, 1965-67	2,064
18. John Ryan, 1966-68	1,991
19. Ron Vander Kelen, 1962	1,582
20. Jim Miller, 1953-55	1,554
21. Jess Cole, 1980-81	1,543
22. Dale Hackbart, 1957-59	1,536
23. Rudy Steiner, 1971-72	1,529
24. Jay Macias, 1991-94	1,495
25. Chuck Burt, 1965-66	1,157

## Career Pass Attempts

1. Darrell Bevell, 1992-95	1,052
2. Brooks Bollinger, 1999-02	771
3. Randy Wright, 1981-83	714
4. Mike Samuel, 1995-98	711
5. Tony Lowery, '87-88, 90-91	648
6. Neil Graff, 1969-71	551
7. Mike Howard, 1983-86	547
8. Jim Sorgi, 2000-03	519
9. John Ryan, 1966-68	432
Jim Haluska, 1952, 1954-55	432

## Career Pass Completions

1. Darrell Bevell, 1992-95	646
2. Brooks Bollinger, 1999-02	414
3. Mike Samuel, 1995-97	390
4. Randy Wright, 1981-83	377
5. Tony Lowery, 1987-88, 1990-91	355
6. Mike Howard, 1983-86	307
7. Jim Sorgi, 2000-03	288
8. Neil Graff, 1969-71	273
9. Jim Haluska, 1952, 1954-55	230
10. Ron Miller, 1960-61	201

## Career Completion Percentage

<b>(Minimum 300 attempts)</b>	
1. Darrell Bevell, 1992-95	.614
2. Mike Howard, 1983-86	.561
3. Jim Sorgi, 2000-03	.555
4. Mike Samuel, 1995-97	.549
5. Tony Lowery, 1987-88, 1990-91	.548
6. Brooks Bollinger, 1999-02	.537
7. Jim Haluska, 1952, 1954-55	.532
8. Randy Wright, 1981-83	.528
9. Ron Miller, 1960-61	.521
10. John Coatta, 1949-51	.519

## Career Passing Touchdowns

1. Darrell Bevell, 1992-95	59
2. Brooks Bollinger, 1999-02	38
Randy Wright, 1981-83	38
4. Jim Sorgi, 2000-03	33
5. Mike Samuel, 1995-97	24
6. Neil Graff, 1969-71	23
7. Jim Haluska, 1952, 1954-55	20
Mike Howard, 1983-86	20
9. Ron Miller, 1960-61	19
10. Mike Kalasmiki, 1977-79	18

## Career Pass Efficiency

<b>(Minimum 300 attempts)</b>	
1. Jim Sorgi, 2000-03	141.2
2. Darrell Bevell, 1992-95	133.9
3. Brooks Bollinger, 1999-02	126.9
4. Randy Wright, 1981-83	118.7
5. Mike Samuel, 1995-97	117.1
6. Ron Miller, 1960-61	116.1
7. Gregg Bohlig, 1972-74	112.2
8. Jim Haluska, 1952, 54-55	110.5
9. Neil Graff, 1969-71	107.7
10. Mike Howard, 1983-86	107.3

## Season Passing Yards

1. Darrell Bevell, 1993	2,390
2. Randy Wright, 1983	2,329
3. Randy Wright, 1982	2,292
4. Darrell Bevell, 1995	2,273
5. Jim Sorgi, 2000-03	2,251
6. Mike Howard, 1984	2,127
7. Mike Samuel, 1997	1,896
8. Brooks Bollinger, 2002	1,758
9. Tony Lowery, 1990	1,757
10. Mike Samuel, 1996	1,752
11. Mike Carroll, 1976	1,627
12. Ron Vander Kelen, 1962	1,582
13. Jim Haluska, 1952	1,552
14. Darrell Bevell, 1994	1,544
15. Ron Miller, 1961	1,487
16. Darrell Bevell, 1992	1,479
Brooks Bollinger, 2000	1,479
18. Mike Kalasmiki, 1978	1,378
19. Ron Miller, 1960	1,351
20. Neil Graff, 1970	1,313
21. Neil Graff, 1971	1,300
22. Jess Cole, 1981	1,269
23. Brooks Bollinger, 2001	1,257
24. Gregg Bohlig, 1973	1,212
25. Gregg Bohlig, 1974	1,211
26. Mike Samuel, 1998	1,175
27. John Coatta, 1951	1,154
28. Chuck Burt, 1965	1,143
29. Brooks Bollinger, 1999	1,133
30. Jim Sorgi, 2001	1,096
31. Neil Graff, 1969	1,086
32. Mike Kalasmiki, 1979	1,082
33. Rudy Steiner, 1972	1,080
34. Hal Brandt, 1964	1,059
35. Jim Haluska, 1955	1,036
36. Hal Brandt, 1963	1,006
37. Bud Keyes, 1986	1,002

## Season Pass Attempts

1. Randy Wright, 1982	330
2. Randy Wright, 1983	323
3. Mike Howard, 1984	314
4. Darrell Bevell, 1995	300
5. Tony Lowery, 1990	280
6. Darrell Bevell, 1993	276
7. Mike Carroll, 1976	262
8. Mike Samuel, 1996	254
Mike Samuel, 1997	254
10. Jim Sorgi, 2003	248

## Season Pass Completions

1. Darrell Bevell, 1995	195
2. Darrell Bevell, 1993	187
3. Mike Howard, 1984	182
4. Randy Wright, 1982	174
5. Randy Wright, 1983	173
6. Tony Lowery, 1990	159
7. Mike Samuel, 1996	148
8. Mike Samuel, 1997	141
9. Jim Sorgi, 2003	140
10. Darrell Bevell, 1994	139

## Season Completion Percentage

<b>(Minimum 100 attempts)</b>	
1. Darrell Bevell, 1993	.678
2. Darrell Bevell, 1995	.650
3. John Coatta, 1950	.602
Darrell Bevell, 1994	.602
5. Brooks Bollinger, 1999	.586
6. Mike Samuel, 1996	.583
7. Mike Howard, 1984	.580
8. Ron Vander Kelen, 1962	.574
9. Tony Lowery, 1990	.568
10. Jim Sorgi, 2003	.565

## Season Passing Touchdowns

1. Randy Wright, 1983	19
Darrell Bevell, 1993	19
3. Jim Sorgi, 2003	17
Darrell Bevell, 1994	17
5. Randy Wright, 1982	15
Darrell Bevell, 1995	15
7. Brooks Bollinger, 2002	14
Ron Vander Kelen, 1962	14
9. Mike Carroll, 1976	13
10. Jim Haluska, 1952	12
Mike Kalasmiki, 1978	12
Jess Cole, 1981	12

## Season Pass Efficiency

<b>(Minimum 200 attempts)</b>	
1. Darrell Bevell, 1993	155.2
2. Jim Sorgi, 2003	148.1
3. Darrell Bevell, 1995	137.8
4. Brooks Bollinger, 2002	129.3
5. Darrell Bevell, 1994	128.9
6. Ron Vander Kelen, 1962	128.2
7. Neil Graff, 1970	125.0
8. Randy Wright, 1983	122.4
9. Brooks Bollinger, 2000	121.2
10. Mike Howard, 1984	118.8
Mike Samuel, 1996	118.8

**Game Passing Yards**

1.	Darrell Bevell vs. Minnesota, 1993	423
2.	Ron Vander Kelen vs. USC, 1963	401
3.	Jim Sorgi vs. Michigan State, 2003	380
4.	Tony Lowery vs. Northwestern, 1990	355
5.	Darrell Bevell vs. Iowa, 1995	352
6.	Randy Wright vs. Iowa, 1983	325
7.	Randy Wright vs. Ohio State, 1983	319
8.	Randy Wright vs. Purdue, 1983	317
9.	Jim Sorgi vs. Minnesota, 2003	305
10.	Randy Wright vs. Purdue, 1982	303
11.	Darrell Bevell vs. Minnesota, 1995	302
12.	Ron Miller vs. Minnesota, 1961	297
13.	Tony Lowery vs. Temple, 1990	294
14.	Brooks Bollinger vs. Iowa, 2000	292
15.	John Boyajian vs. Minnesota, 1967	290
	Mike Howard vs. Purdue, 1984	290
17.	Jim Sorgi vs. Akron, 2003	281
18.	Randy Wright vs. Iowa, 1982	278
19.	Darrell Bevell vs. Northwestern, 1992	274
20.	Mike Samuel vs. Northwestern, 1997	271

**Game Pass Attempts**

1.	Randy Wright vs. Iowa, 1983	54
2.	Darrell Bevell vs. Iowa, 1995	51
3.	Ron Vander Kelen vs. USC, 1963	48
	Darrell Bevell vs. Minnesota, 1993	48
5.	Mike Kalasmiki vs. Michigan State, 1978	45

**Game Pass Completions**

1.	Darrell Bevell vs. Iowa, 1995	35
2.	Ron Vander Kelen vs. USC, 1963	33
3.	Darrell Bevell vs. Minnesota, 1993	31
4.	Mike Carroll vs. Michigan, 1976	25
	Randy Wright vs. Iowa, 1983	25

**Game Completion Percentage****(Minimum 10 attempts)**

1.	Darrell Bevell vs. Northwestern, 1993	.944
2.	Mike Samuel vs. San Diego State, 1997	.923
3.	Darrell Bevell vs. SMU, 1995	.900
	Brooks Bollinger vs. Indiana, 1999	.900
5.	Bud Keyes vs. Michigan, 1986	.842

**Game Passing Touchdowns**

1.	Jim Sorgi vs. Michigan State, 2003	5
	Darrell Bevell vs. Nevada, 1993	5
3.	Jim Sorgi vs. Minnesota, 2003	4
	Neil Graff vs. Indiana, 1969	4
	Randy Wright vs. Indiana, 1983	4
	Mike Howard vs. No. Illinois, 1986	4
	Darrell Bevell vs. Purdue, 1993	4

**Game Pass Efficiency****(Minimum 20 attempts)**

1.	Jim Sorgi vs. Michigan State, 2003	268.4
2.	Neil Graff vs. Penn State, 1971	259.9
3.	Gregg Bohlig vs. Northwestern, 1973	255.3
4.	Darrell Bevell vs. SMU, 1995	233.2
5.	Darrell Bevell vs. Purdue, 1993	226.7

**Passing By Class (Season)****Seniors**

2,329	Randy Wright, 1983
2,273	Darrell Bevell, 1995
2,251	Jim Sorgi, 2003
1,767	Brooks Bollinger, 2002
1,582	Ron Vander Kelen, 1962

**Juniors**

2,292	Randy Wright, 1982
1,896	Mike Samuel, 1997
1,757	Tony Lowery, 1990
1,544	Darrell Bevell, 1994
1,378	Mike Kalasmiki, 1978

**Sophomores**

2,390	Darrell Bevell, 1993
2,127	Mike Howard, 1984
1,752	Mike Samuel, 1996
1,552	Jim Haluska, 1952
1,479	Brooks Bollinger, 2000

**Freshmen**

1,479	Darrell Bevell, 1992
1,133	Brooks Bollinger, 1999
667	Sean Wilson, 1989
615	Jim Sorgi, 2000
585	Jay Macias, 1991

**Passing By Class (Game)****Seniors**

401	Ron Vander Kelen vs. USC, 1963
380	Jim Sorgi vs. Michigan State, 2003
352	Darrell Bevell vs. Iowa, 1995
325	Randy Wright vs. Iowa, 1983
319	Randy Wright vs. Ohio State, 1983

**Juniors**

355	Tony Lowery vs. Northwestern, 1990
303	Randy Wright vs. Purdue, 1982
294	Tony Lowery vs. Temple, 1990
278	Randy Wright vs. Iowa, 1982
271	Mike Samuel vs. Northwestern, 1997

**Sophomores**

423	Darrell Bevell vs. Minnesota, 1993
292	Brooks Bollinger vs. Iowa, 2000
290	Mike Howard vs. Purdue, 1984
267	Mike Howard vs. Missouri, 1984
263	Darrell Bevell vs. Nevada, 1993

**Freshmen**

274	Darrell Bevell vs. Northwestern, 1992
243	Jim Sorgi vs. Purdue, 2000
214	Darrell Bevell vs. Ohio State, 1992
212	Brooks Bollinger vs. Minnesota, 1999
207	Jim Sorgi vs. Indiana, 2000

# 200-yard Games

## 400 +

- 423 Darrell Bevell vs. Minnesota, 1993  
401 Ron Vander Kelen vs. USC, 1963

## 300-399

- 380 Jim Sorgi vs. Michigan State, 2003  
355 Tony Lowery vs. Northwestern, 1990  
352 Darrell Bevell vs. Iowa, 1995  
325 Randy Wright vs. Iowa, 1983  
319 Randy Wright vs. Ohio State, 1983  
317 Randy Wright vs. Purdue, 1983  
305 Jim Sorgi vs. Minnesota, 2003  
303 Randy Wright vs. Purdue, 1982  
302 Darrell Bevell vs. Minnesota, 1995

## 250-299

- 297 Ron Miller vs. Minnesota, 1961  
294 Tony Lowery vs. Temple, 1990  
292 Brooks Bollinger vs. Iowa, 2000  
290 John Boyajian vs. Minnesota, 1967  
290 Mike Howard vs. Purdue, 1984  
281 Jim Sorgi vs. Akron, 2003  
278 Randy Wright vs. Iowa, 1982  
274 Darrell Bevell vs. Northwestern, 1992  
271 Mike Samuel vs. Northwestern, 1997  
268 Mike Carroll vs. Michigan, 1976  
267 Mike Howard vs. Missouri, 1984  
265 Mike Kalasmiki vs. Northwestern, 1979  
265 Darrell Bevell vs. Michigan State, 1995  
263 Darrell Bevell vs. Nevada, 1993  
262 Brooks Bollinger vs. Iowa, 2001  
259 Randy Wright vs. Michigan State, 1983  
253 Gregg Bohlig vs. Northwestern, 1973  
252 John Boyajian vs. Ohio State, 1967  
252 Rudy Steiner vs. Ohio State, 1972  
252 Mike Kalasmiki vs. Minnesota, 1979  
250 Mike Samuel vs. Purdue, 1997

## 200-249

- 249 Mike Kalasmiki vs. Iowa, 1982  
249 Darrell Bevell vs. Minnesota, 1994  
248 Mike Howard vs. Illinois, 1984  
246 Randy Wright vs. UCLA, 1982  
246 Jim Sorgi vs. Fresno State, 2001  
243 Jim Sorgi vs. Purdue, 2000  
242 Gregg Bohlig vs. Nebraska, 1974  
240 Mike Kalasmiki vs. Michigan State, 1978  
238 Brooks Bollinger vs. Minnesota, 2001  
237 Jim Haluska vs. Marquette, 1952  
236 Mike Samuel vs. Stanford, 1996  
235 Darrell Bevell vs. Michigan State, 1993  
234 Harold Brandt vs. Notre Dame, 1964  
232 Jim Haluska vs. USC, 1955  
232 Mike Kalasmiki vs. Oregon, 1978  
231 Mike Carroll vs. Kansas, 1976  
231 Jim Sorgi vs. Oregon, 2001  
230 Tony Lowery vs. Northern Illinois, 1988  
229 Neil Graff vs. Indiana, 1969  
229 Neil Graff vs. Syracuse, 1971  
225 Bud Keyes vs. Illinois, 1985

- 224 Ron Miller vs. Marquette, 1960  
224 Tony Lowery vs. Eastern Michigan, 1991  
223 Darrell Bevell vs. SMU, 1995  
222 Jim Sorgi vs. UNLV, 2003  
222 Darrell Bevell vs. Illinois, 1993  
222 Brooks Bollinger vs. Indiana, 2001  
220 Neil Graff vs. Penn State, 1970  
219 Randy Wright vs. Northwestern, 1983  
219 Ron Miller vs. Ohio State, 1961  
218 Brooks Bollinger vs. West Virginia, 2002  
218 Ron Miller vs. Oregon State, 1961  
218 Randy Wright vs. Illinois, 1983  
218 Bud Keyes vs. Iowa, 1986  
217 Brooks Bollinger vs. Penn State, 2002  
215 Jim Sorgi vs. West Virginia, 2003  
215 Jay Macias vs. Purdue, 1994  
214 Darrell Bevell vs. Ohio State, 1992  
213 Darrell Bevell vs. Illinois, 1994  
212 Brooks Bollinger vs. Minnesota, 1999  
209 Brooks Bollinger vs. Ohio State, 2000  
207 Brooks Bollinger vs. Northern Illinois, 2002  
207 John Boyajian vs. Ohio State, 1966  
207 Darrell Bevell vs. Northwestern, 1993  
207 Jim Sorgi vs. Indiana, 2000  
206 Mike Samuel vs. Ohio State, 1996  
205 Mike Carroll vs. Purdue, 1976  
204 Darrell Bevell vs. Purdue, 1993  
204 Brooks Bollinger vs. Minnesota, 2000  
203 Ron Miller vs. Purdue, 1960  
203 Mike Howard vs. Kentucky, 1984  
202 Ron Vander Kelen vs. Iowa, 1962  
202 Ron Vander Kelen vs. Michigan, 1962  
202 Sean Wilson vs. Michigan State, 1989  
202 Mike Samuel vs. Minnesota, 1997  
202 Brooks Bollinger vs. Ohio State, 2001

## Long Passes

- 99 (td) by Jim Sorgi vs. Akron, 2003  
89 (td) by Tony Lowery vs. Eastern Michigan, 1991  
87 (td) by Randy Wright vs. Kansas State, 1982  
81 (td) by Brooks Bollinger vs. Minnesota, 1999  
80 (td) by John Josten vs. Richmond, 1978  
80 (td) by Mike Samuel vs. Michigan, 1998  
79 (td) by Matt Schabert vs. Ohio State, 2003  
79 (td) by Mike Howard vs. Northern Illinois, 1986  
78 (td) by Jim Haluska vs. USC, 1955  
78 (td) by John Boyajian vs. Michigan, 1966  
78 (td) by Bud Keyes vs. UNLV, 1985  
78 (td) by Jim Sorgi vs. Virginia, 2001  
77 (td) by Gregg Bohlig vs. Nebraska, 1974  
77 (td) by Rudy Steiner vs. LSU, 1972

## PRE-MODERN ERA


- 80 (td) by Wally Barr vs. Minnesota, 1919  
78 (td) by Clint Tommerson vs. Michigan, 1935

## Yearly Leaders


Year	Player	Att.	Com.	Yards	TD
2003	Jim Sorgi	248	140	2,251	17
2002	Brooks Bollinger	245	131	1,758	14
2001	Brooks Bollinger	177	91	1,257	6
2000	Brooks Bollinger	209	110	1,479	10
1999	Brooks Bollinger	140	82	1,133	8
1998	Mike Samuel	172	90	1,175	6

1997	Mike Samuel	254	141	1,896	8
1996	Mike Samuel	254	148	1,752	8
1995	Darrell Bevell	300	195	2,273	15
1994	Darrell Bevell	231	139	1,544	17
1993	Darrell Bevell	276	187	2,390	19
1992	Darrell Bevell	245	125	1,479	8
1991	Tony Lowery	158	87	965	6
1990	Tony Lowery	280	159	1,757	5
1989	Sean Wilson	129	66	667	3
1988	Tony Lowery	121	67	712	1
1987	Tony Lowery	89	42	572	2
1986	Bud Keyes	174	93	1,002	5
1985	Bud Keyes	147	60	829	8
1984	Mike Howard	314	182	2,127	11
1983	Randy Wright	323	173	2,329	19
1982	Randy Wright	330	174	2,292	15
1981	Jess Cole	215	90	1,269	12
1980	John Josten	138	53	622	1
1979	Mike Kalasmiki	137	72	1,082	5
1978	Mike Kalasmiki	231	107	1,378	12
1977	Anthony Dudley	127	64	877	2
1976	Mike Carroll	262	132	1,627	13
1975	Mike Carroll	123	58	708	0
1974	Gregg Bohlig	143	79	1,212	8
1973	Gregg Bohlig	172	78	1,211	8
1972	Rudy Steiner	150	62	1,080	9
1971	Neil Graff	186	97	1,300	5
1970	Neil Graff	174	83	1,313	11
1969	Neil Graff	191	93	1,086	7
1968	John Ryan	202	84	855	3
1967	John Boyajian	152	79	966	3
1966	John Boyajian	129	64	863	3
1965	Chuck Burt	235	121	1,143	5
1964	Harold Brandt	176	85	1,059	4
1963	Harold Brandt	181	86	1,006	6
1962	Ron Vander Kelen	216	124	1,582	14
1961	Ron Miller	198	104	1,487	11
1960	Ron Miller	188	97	1,351	8
1959	Dale Hackbart	108	51	734	2
1958	Dale Hackbart	99	46	641	4
1957	Sid Williams	54	25	451	4
1956	Sid Williams	19	10	216	0
1955	Jim Haluska	132	71	1,036	6
1954	Jim Miller	88	46	608	5
1953	Jim Miller	69	36	683	6
1952	Jim Haluska	225	123	1,552	12
1951	John Coatta	185	91	1,154	8
1950	John Coatta	108	65	727	6
1949	Bob Petruska	106	45	620	6
1948	Bob Petruska	26	11	125	0
1947	Earl Girard	55	25	322	4
1946	Lisle Blackbourne	26	10	175	1


# Career Receiving Leaders



Lee Evans



Al Toon



Pat Richter

## 1. Lee Evans

Year	No.	Yards	Avg.	TD
1999	3	76	25.3	1
2000	33	634	19.2	4
2001	75	1,545	20.6	9
2003	64	1,213	19.0	13
Total	175	3,468	19.8	27

## 2. Al Toon

Year	No.	Yards	Avg.	TD
1982	32	472	14.8	5
1983	45	881	19.6	9
1984	54	750	13.9	5
Total	131	2,103	16.1	19

## 3. Chris Chambers

Year	No.	Yards	Avg.	TD
1997	6	50	8.3	0
1998	28	563	20.1	7
1999	41	578	14.1	4
2000	52	813	15.6	5
Total	127	2,004	15.8	16

## 4. Tony Simmons

Year	No.	Yards	Avg.	TD
1994	22	588	26.7	8
1995	29	504	17.4	7
1996	20	346	17.3	3
1997	28	553	19.8	5
Total	99	1,991	20.1	23

## 5. Lee DeRamus

Year	No.	Yards	Avg.	TD
1991	23	374	16.3	3
1992	42	680	16.2	6
1993	54	920	17.0	6
Total	119	1,974	16.6	15

## 6. Pat Richter

Year	No.	Yards	Avg.	TD
1960	25	362	14.5	1
1961	47	817	17.4	8
1962	49	694	14.2	6
Total	121	1,873	15.5	15

## 7. Donald Hayes

Year	No.	Yards	Avg.	TD
1995	17	328	19.3	1
1996	44	629	14.3	1
1997	45	618	13.7	2
Total	106	1,575	14.9	4

## 8. David Charles

Year	No.	Yards	Avg.	TD
1976	34	449	13.2	3
1977	29	437	15.1	3
1978	38	573	15.1	5
Total	101	1,459	14.4	11

## 9. Tim Stracka

Year	No.	Yards	Avg.	TD
1978	4	68	17.0	2
1979	25	289	11.6	0
1980	28	462	16.5	2
1982	35	614	17.5	3
Total	92	1,433	15.6	7

## 10. Mel Reddick

Year	No.	Yards	Avg.	TD
1967	42	524	12.5	2
1968	34	375	11.0	1
1969	37	421	11.4	3
Total	113	1,320	11.7	6

# Receiving Records

## Career Receiving Yards

1. Lee Evans, 1999-2003	3,468
2. Al Toon, 1982-84	2,103
3. Chris Chambers, 1997-00	2,004
4. Tony Simmons, 1994-97	1,991
5. Lee DeRamus, 1991-93	1,974
6. Pat Richter, 1960-62	1,873
7. Donald Hayes, 1994-97	1,575
8. David Charles, 1976-78	1,459
9. Tim Stracka, 1978-80, 82	1,433
10. Mel Reddick, 1967-69	1,320
11. Brandon Williams, 2002-present	1,312
12. Michael Jones, 1981-84	1,266
13. Tom McCauley, 1966-68	1,251
14. Jeff Mack, 1972-74	1,108
15. Al Hannah, 1969-71	1,025
16. Michael Roan, 1991-94	980
17. Jack Novak, 1972-74	965
18. Jonathan Orr, 2002-present	959
19. Thad McFadden, 1980-81, 1983-84	933
20. Jimmy Jones, 1963-64	908
21. Larry Mialik, 1969-71	883
22. Bill Williams, 1986-88, 90	866
23. J.C. Dawkins, 1992-94	841
24. Scott Bestor, 1986-88	831
25. Jerry Witt, 1951-53	830

## Career Receptions

1. Lee Evans, 1999-2003	175
2. Al Toon, 1982-84	131
3. Chris Chambers, 1997-00	127
4. Pat Richter, 1960-62	121
5. Lee DeRamus, 1991-93	119
6. Mel Reddick, 1967-69	113
7. Donald Hayes, 1994-97	106
8. Brandon Williams, 2002-present	101
David Charles, 1976-78	101
10. Tony Simmons, 1994-97	99

## Career Receiving Touchdowns

1. Lee Evans, 1999-2003	27
2. Tony Simmons, 1994-97	23
3. Al Toon, 1982-84	19
4. Chris Chambers, 1997-00	16
5. Pat Richter, 1960-62	15
Lee DeRamus, 1991-93	15
7. Michael Jones, 1981-84	12
8. David Charles, 1976-78	11
9. Jeff Mack, 1972-74	10
10. Michael Roan, 1991-94	9
Matt Nyquist, 1992-95	9

## Career Average Per Reception (Minimum 50 receptions)

1. Tony Simmons, 1994-97	20.1
2. Lee Evans, 1999-2003	19.8
3. Jeff Mack, 1972-74	19.4
4. Jonathan Orr, 2002-present	17.8
5. Larry Mialik, 1969-71	17.7
6. Al Hannah, 1969-71	17.4
7. Lee DeRamus, 1991-93	16.6
8. Jimmy Jones, 1963-64	16.2
9. Al Toon, 1982-84	16.1
10. Chris Chambers, 1997-00	15.8
11. Tim Stracka, 1978-80, 1982	15.6

## Season Receiving Yards

1. Lee Evans, 2001	1,545
2. Lee Evans, 2003	1,213
3. Lee DeRamus, 1993	920
4. Al Toon, 1983	881
5. Jonathan Orr, 2002	842
6. Pat Richter, 1961	817
7. Chris Chambers, 2000	813
8. Al Toon, 1984	750
9. Larry Mialik, 1970	702
10. Pat Richter, 1962	694
11. Tom McCauley, 1966	689
12. Lee DeRamus, 1992	680
13. Brandon Williams, 2002	663
14. Tom Stauss, 1979	660
15. Brandon Williams, 2003	649
16. Lee Evans, 2000	634
17. Donald Hayes, 1996	629
18. Donald Hayes, 1997	618
19. Tim Stracka, 1982	614
20. Al Hannah, 1971	608

## Season Receptions

1. Lee Evans, 2001	75
2. Lee Evans, 2003	64
3. Al Toon, 1984	54
Lee DeRamus, 1993	54
5. Brandon Williams, 2002	52
Chris Chambers, 2000	52
7. Brandon Williams, 2003	49
Pat Richter, 1962	49
9. Jonathan Orr, 2002	47
Pat Richter, 1961	47

## Season Receiving Touchdowns

1. Lee Evans, 2003	13
2. Lee Evans, 2001	9
Al Toon, 1983	9
4. Jonathan Orr, 2002	8
Pat Richter, 1961	8
Tony Simmons, 1994	8
7. Larry Mialik, 1970	7
Tony Simmons, 1995	7
Chris Chambers, 1998	7
10. Pat Richter, 1962	6
Lee DeRamus, 1992	6
Lee DeRamus, 1993	6

## Season Average Per Reception (Minimum 30 receptions)

1. Larry Mialik, 1970	21.3
2. Lee Evans, 2001	20.6
3. Jeff Mack, 1972	19.6
Al Toon, 1983	19.6
5. Lee Evans, 2000	19.2
6. Lee Evans, 2003	19.0
7. Jonathan Orr, 2002	17.9
8. Tim Klosek, 1971	17.6
9. Michael Jones, 1981	17.5
Tim Stracka, 1982	17.5

## Game Receiving Yards

1. Lee Evans vs. Michigan State, 2003	258
2. Al Toon vs. Purdue, 1983	252
3. Lee Evans vs. Michigan State, 2001	228
4. Lee Evans vs. Akron, 2003	214
5. Tim Ware vs. Northwestern, 1990	193
6. Chris Chambers vs. Iowa, 2000	191
7. Lee Evans vs. Fresno State, 2001	182
8. Lee Evans vs. Iowa, 2001	175
9. Chris Chambers vs. Purdue, 2000	173
10. Pat Richter vs. Illinois, 1961	170
11. Chris Chambers vs. Hawaii, 2000	169
12. Lee Evans vs. Oregon, 2001	168
13. Jimmy Jones vs. Northwestern, 1964	167
14. Pat Richter vs. USC, 1963	163
15. Tony Simmons vs. Northwestern, 1997	158
16. Pat Richter vs. Northwestern, 1961	156
Lee DeRamus vs. Minnesota, 1993	156
18. Lee Evans vs. Minnesota, 2001	151
19. Jonathan Orr vs. UNLV, 2002	150
Jerry Witt vs. Northwestern, 1951	150
Lee Evans vs. Illinois, 2001	150
22. Al Toon vs. Michigan State, 1983	149
23. Lee Evans vs. Indiana, 2001	148
24. Dave Howard vs. Iowa, 1955	147
Tom McCauley vs. Michigan, 1966	147

## Game Receptions

1. Matt Nyquist vs. Iowa, 1995	13
2. Pat Richter vs. USC, 1963	11
Jimmy Jones vs. Northwestern, 1964	11
Louis Jung vs. Colorado, 1965	11
Chris Chambers vs. Purdue, 2000	11
Chris Chambers vs. Iowa, 2000	11
7. Al Toon vs. Michigan State, 1983	10
Lee Evans vs. Michigan State, 2003	10
9. Pat Richter vs. Illinois, 1961	9
Tom McCauley vs. Minnesota, 1967	9
David Charles vs. Iowa, 1978	9
Al Toon vs. Missouri, 1984	9
Lee DeRamus vs. Minnesota, 1993	9
J.C. Dawkins vs. Minnesota, 1993	9
Donald Hayes vs. Penn State, 1996	9
Chris Chambers vs. Michigan, 1999	9
Lee Evans vs. Indiana, 2001	9
Lee Evans vs. Illinois, 2001	9
Lee Evans vs. Michigan State, 2001	9
Lee Evans vs. Minnesota, 2001	9
Lee Evans vs. Akron, 2003	9
Brandon Williams vs. Northwestern, 2003	9

## Game Average Per Reception (Minimum 3 receptions)

1. Larry Mialik vs. Penn State, 1970	47.3
2. Tony Simmons vs. Minnesota, 1995	46.7
3. Al Toon vs. Purdue, 1983	42.0
4. Lee DeRamus vs. Indiana, 1993	38.7
5. Tim Klosek vs. Michigan State, 1971	38.6

## Game Receiving Touchdowns

1. Lee Evans vs. Michigan State, 2003	5
2. Dave Howard vs. Iowa, 1955	3
Pat Richter vs. Illinois, 1961	3
Lee Evans vs. Michigan State, 2001	3
5. many players tied with	2
(MR: Lee Evans vs. Akron, 2003)	

**Yearly Leaders**

Year	Player	No.	Yards
2003	Lee Evans	64	1,213
2002	Jonathan Orr	47	842
2001	Lee Evans	75	1,545
2000	Chris Chambers	52	813
1999	Chris Chambers	41	578
1998	Chris Chambers	28	563
1997	Donald Hayes	45	618
1996	Donald Hayes	44	629
1995	Michael London	41	587
1994	Tony Simmons	22	588
1993	Lee DeRamus	54	920
1992	Lee DeRamus	42	680
1991	Lee DeRamus	23	374
1990	Tim Ware	24	473
1989	Craig Hudson	24	206
1988	Scott Bestor	26	327
1987	Scott Bestor	18	257
1986	Reggie Tompkins	32	443
1985	Tim Fullington	21	403
1984	Al Toon	54	750
1983	Al Toon	45	881
1982	Tim Stracka	35	614
1981	Michael Jones	24	421
1980	Tim Stracka	28	462
1979	Tom Stauss	38	660
1978	David Charles	38	573
1977	David Charles	29	437
1976	David Charles	34	449
1975	Ray Bailey	18	223
1974	Jeff Mack	16	353
1973	Jack Novak	13	282
1972	Jeff Mack	27	528
1971	Albert Hannah	39	608
1970	Larry Mialik	33	702
1969	Stu Voigt	39	439
1968	Mel Reddick	34	375
1967	Tom McCauley	37	525
1966	Tom McCauley	46	689
1965	Dennis Lager	39	396
1964	Jimmy Jones	34	529
1963	Rick Reichardt	26	383
1962	Pat Richter	49	694
1961	Pat Richter	47	817
1960	Pat Richter	25	362
1959	Alan Schoonover	10	290
1958	Ron Steiner	11	171
1957	Earl Hill	11	197
1956	Dave Howard	16	247
1955	Dave Howard	15	273
1954	Ron Locklin	22	218
1953	Norbert Esser	19	238
1952	Jerry Witt	27	387
1951	Jerry Witt	17	371
1950	Gene Felker	23	266
1949	Hal Haberman	17	194
1948	Jim Embach	5	92
1947	Tom Bennett	7	95
1946	Tom Bennett	6	124

**Receiving By Class (Season)****Seniors**

1,213	Lee Evans, 2003
813	Chris Chambers, 2000
750	Al Toon, 1984
694	Pat Richter, 1962
618	Donald Hayes, 1997

**Juniors**

1,545	Lee Evans, 2001
920	Lee DeRamus, 1993
821	Al Toon, 1983
817	Pat Richter, 1961
629	Donald Hayes, 1996

**Sophomores**

689	Tom McCauley, 1966
680	Lee DeRamus, 1992
649	Brandon Williams, 2003
634	Lee Evans, 2000
563	Chris Chambers, 1998

**Freshmen**

842	Jonathan Orr, 2002
663	Brandon Williams, 2002
588	Tony Simmons, 1994
421	Michael Jones, 1981
374	Lee DeRamus, 1991

**Receiving By Class (Game)****Seniors**

258	Lee Evans vs. Michigan State, 2003
214	Lee Evans vs. Akron, 2003
191	Chris Chambers vs. Iowa, 2000
173	Chris Chambers vs. Purdue, 2000
169	Chris Chambers vs. Hawaii, 2000

**Juniors**

252	Al Toon vs. Purdue, 1983
228	Lee Evans vs. Michigan State, 2001
182	Lee Evans vs. Fresno State, 2001
175	Lee Evans vs. Iowa, 2001
170	Pat Richter vs. Illinois, 1961

**Sophomores**

193	Tim Ware vs. Northwestern, 1990
150	Jerry Witt vs. Northwestern, 1950
147	Tom McCauley vs. Michigan, 1966
140	Tony Simmons vs. Minnesota, 1995
135	Tim Fullington vs. Illinois, 1985

**Freshmen**

150	Jonathan Orr vs. UNLV, 2002
132	Tony Simmons vs. Illinois, 1994
125	Brandon Williams vs. West Virginia, 2002
114	Tony Simmons vs. Indiana, 1994
109	Lee DeRamus vs. Eastern Michigan, 1991

# 100-yard Games

## 200 +

- 258 Lee Evans vs. Michigan State, 2003
- 252 Al Toon vs. Purdue, 1983
- 228 Lee Evans vs. Michigan State, 2001
- 214 Lee Evans vs. Akron, 2003

## 150-199

- 193 Tim Ware vs. Northwestern, 1990
- 191 Chris Chambers vs. Iowa, 2000
- 182 Lee Evans vs. Fresno State, 2001
- 175 Lee Evans vs. Iowa, 2001
- 173 Chris Chambers vs. Purdue, 2000
- 170 Pat Richter vs. Illinois, 1961
- 169 Chris Chambers vs. Hawaii, 2000
- 168 Lee Evans vs. Oregon, 2001
- 167 Jimmy Jones vs. Northwestern, 1964
- 163 Pat Richter vs. USC, 1963
- 158 Tony Simmons vs. Northwestern, 1997
- 156 Pat Richter vs. Northwestern, 1961
- 156 Lee DeRamus vs. Minnesota, 1993
- 151 Lee Evans vs. Minnesota, 2001
- 150 Jerry Witt vs. Northwestern, 1951
- 150 Lee Evans vs. Illinois, 2001
- 150 Jonathan Orr vs. UNLV, 2002

## 100-149

- 149 Al Toon vs. Michigan State, 1983
- 148 Lee Evans vs. Indiana, 2001
- 147 Dave Howard vs. Iowa, 1955
- 145 Tom McCauley vs. Michigan, 1966
- 142 Pat Richter vs. Minnesota, 1961
- 142 Larry Mialik vs. Penn State, 1970
- 140 Tony Simmons vs. Minnesota, 1995
- 140 Matt Nyquist vs. Iowa, 1995
- 138 Pat Richter vs. Oregon State, 1961
- 136 Al Toon vs. Iowa, 1983
- 135 Tim Klosek vs. Michigan State, 1971
- 135 Tom Stauss vs. Minnesota, 1979
- 135 Tim Fullington vs. Illinois, 1985
- 135 Lee Evans vs. Virginia, 2001
- 134 David Charles vs. Iowa, 1978
- 132 Tom McCauley vs. Minnesota, 1967
- 132 Jeff Mack vs. Nebraska, 1974
- 132 Tony Simmons vs. Illinois, 1994
- 131 Bill Williams vs. Temple, 1990
- 131 J.C. Dawkins vs. Minnesota, 1993
- 130 Larry Mialik vs. Illinois, 1970
- 125 Lee DeRamus vs. Illinois, 1993
- 125 Brandon Williams vs. West Virginia, 2002
- 123 Tom McCauley vs. Washington, 1967
- 122 Jimmy Jones vs. Notre Dame, 1964
- 122 David Charles vs. Iowa, 1977
- 119 Rick Reichardt vs. Michigan State, 1963
- 118 Al Toon vs. Purdue, 1984


- 117 Tom Stauss vs. San Diego State, 1979
- 117 Al Toon vs. Missouri, 1984
- 116 Al Hannah vs. Indiana, 1971
- 116 Lee DeRamus vs. Indiana, 1993
- 115 Lee DeRamus vs. Northwestern, 1992
- 114 Tim Fullington vs. Wyoming, 1985
- 114 Tony Simmons vs. Indiana, 1994
- 113 Donald Hayes vs. Minnesota, 1997
- 112 Al Toon vs. Illinois, 1984
- 112 Lee DeRamus vs. SMU, 1993
- 111 Al Hannah vs. Syracuse, 1971
- 110 Pat Richter vs. Purdue, 1960
- 110 Reggie Tompkins vs. Iowa, 1986
- 109 Tom Lonnborg vs. Ohio State, 1971
- 109 Lee DeRamus vs. Eastern Michigan, 1991
- 108 Al Hannah vs. Illinois, 1969
- 107 Tim Stracka vs. San Diego State, 1980
- 107 Jonathan Orr vs. Ohio State, 2002
- 106 Tim Klosek vs. Northwestern, 1971
- 105 Mel Reddick vs. Pitt, 1967
- 105 Tim Stracka vs. Indiana, 1982
- 104 Pat Richter vs. Ohio State, 1961
- 104 Pat Richter vs. Michigan, 1962
- 104 Jeff Mack vs. Northwestern, 1972
- 103 Al Schoonover vs. Minnesota, 1959
- 103 Clarence Novak vs. Ohio State, 1972
- 103 Ted Jones vs. Purdue, 1982
- 103 Fred Bobo vs. UNLV, 1985
- 102 Al Hannah vs. Minnesota, 1970
- 102 Ray Sydnor vs. Purdue, 1978
- 101 Tom Stauss vs. UCLA, 1979
- 101 Donald Hayes vs. Illinois, 1995
- 100 Jimmy Jones vs. Notre Dame, 1963
- 100 David Charles vs. Richmond, 1978
- 100 Donald Hayes vs. Minnesota, 1996

## Long Receptions

- 99 (td) by Lee Evans vs. Akron, 2003
- 89 (td) by Lee DeRamus vs. Eastern Michigan, 1991
- 87 (td) by Tim Stracka vs. Kansas State, 1982
- 81 (td) by Nick Davis vs. Minnesota, 1999
- 80 (td) by David Charles vs. Richmond, 1978
- 80 (td) by Chris Chambers vs. Michigan, 1998
- 79 (td) by Lee Evans vs. Ohio State, 2003
- 79 (td) by Reggie Tompkins vs. Northern Illinois, 1986
- 78 (td) by John Bridgeman vs. USC, 1955
- 78 (td) by Tom McCauley vs. Michigan, 1966
- 78 (td) by Tim Fullington vs. UNLV, 1985
- 78 (td) by Lee Evans vs. Virginia, 2001
- 77 (td) by Jeff Mack vs. Nebraska, 1974
- 77 (td) by Jeff Mack vs. LSU, 1972

## PRE-MODERN ERA

- 80 (td) by Paul Meyers vs. Minnesota, 1919
- 78 (td) by John Wilson vs. Michigan, 1935



Tony Simmons



Jeff Mack

# Total Offense Records

## Career Total Offensive Yards

1.	Darrell Bevell, 1992-95	7,477
2.	Brooks Bollinger, 1999-02	7,394
3.	Ron Dayne, 1996-99	7,125
4.	Mike Samuel, 1995-98	5,750
5.	Randy Wright, 1981-83	5,350
6.	Jim Sorgi, 2000-03	4,466
7.	Tony Lowery, 1987-88, 1990-91	4,207
8.	Neil Graff, 1969-71	4,134
9.	Billy Marek, 1972-75	3,709
10.	Anthony Davis, 2001-present	3,703

## Career Plays

1.	Brooks Bollinger, 1999-02	1,289
2.	Ron Dayne, 1996-99	1,220
3.	Darrell Bevell, 1992-95	1,182
4.	Mike Samuel, 1995-98	1,059
5.	Tony Lowery, 1987-88, 1990-91	939

## Career TDs Responsible For

1.	Ron Dayne, 1996-99	71
2.	Brooks Bollinger, 1999-02	64
3.	Darrell Bevell, 1992-95	62
4.	Randy Wright, 1981-83	50
5.	Mike Samuel, 1995-98	47

## Season Plays

1.	Brooks Bollinger, 2002	405
2.	Randy Wright, 1982	401
	Mike Howard, 1984	401
4.	Randy Wright, 1983	383
	Mike Samuel, 1997	383

## Season Total Offensive Yards


1.	Randy Wright, 1982	2,481
2.	Randy Wright, 1983	2,418
3.	Darrell Bevell, 1993	2,387
4.	Jim Sorgi, 2003	2,241
5.	Brooks Bollinger, 2002	2,224
6.	Darrell Bevell, 1995	2,162
7.	Mike Howard, 1984	2,138
	Mike Samuel, 1997	2,138
8.	Ron Dayne, 1996	2,109
10.	Ron Dayne, 1999	2,034

## Season TDs Responsible For

1.	Randy Wright, 1983	24
2.	Brooks Bollinger, 2002	22
3.	Ron Dayne, 1996	21
	Darrell Bevell, 1993	21
5.	Randy Wright, 1982	20
	Ron Dayne, 1999	20

## Game Plays

1.	Randy Wright vs. Iowa, 1983	61
2.	Sean Wilson vs. California, 1989	59
3.	Ron Vander Kelen vs. USC, 1963	57
	Mike Kalasmiki vs. Michigan State, 1978	57
5.	Darrell Bevell vs. Iowa, 1995	56



Mike Samuel

## Game Total Offensive Yards

1.	Darrell Bevell vs. Minnesota, 1993	416
2.	Ron Vander Kelen vs. USC, 1963	406
3.	Tony Lowery vs. Northwestern, 1990	395
4.	Jim Sorgi vs. Michigan State, 2003	367
5.	Randy Wright vs. Purdue, 1983	346
6.	Ron Dayne vs. Hawaii, 1996	339
7.	Randy Wright vs. Iowa, 1983	334
8.	Darrell Bevell vs. Iowa, 1995	331
	Brooks Bollinger vs. Minnesota, 2000	331
10.	Randy Wright vs. Purdue, 1982	324

## Game TDs Responsible For

1.	Jim Sorgi vs. Michigan State, 2003	5
	Anthony Davis vs. Minnesota, 2002	5
	Brooks Bollinger vs. Michigan State, 2002	5
	Billy Marek vs. Minnesota, 1974	5
	Mike Kalasmiki vs. Minnesota, 1979	5
	Jess Cole vs. Minnesota, 1980	5
	Randy Wright vs. Purdue, 1983	5
	Darrell Bevell vs. Nevada, 1993	5
	Mike Samuel vs. San Jose State, 1997	5

## Yearly Leaders

Year	Player	Total
2003	Jim Sorgi	2,241
2002	Brooks Bollinger	2,224
2001	Brooks Bollinger	1,645
2000	Brooks Bollinger	1,938
1999	Ron Dayne	2,034
1998	Mike Samuel	1,557
1997	Mike Samuel	2,138
1996	Ron Dayne	2,109

1995	Darrell Bevell	2,162
1994	Terrell Fletcher	1,476
	Darrell Bevell	1,476
1993	Darrell Bevell	2,387
1992	Darrell Bevell	1,452
1991	Tony Lowery	942
1990	Tony Lowery	1,755
1989	Sean Wilson	833
1988	Lionell Crawford	829
1987	Marvin Artley	955
1986	Bud Keyes	1,113
1985	Larry Emery	1,113
1984	Mike Howard	2,138
1983	Randy Wright	2,418
1982	Randy Wright	2,481
1981	Jess Cole	1,552
1980	John Josten	655
1979	Mike Kalasmiki	1,095
1978	Mike Kalasmiki	1,547
1977	Anthony Dudley	834
1976	Mike Carroll	1,773
1975	Billy Marek	1,281
1974	Gregg Bohlig	1,242
1973	Gregg Bohlig	1,337
1972	Rudy Steiner	1,078
1971	Neil Graff	1,486
1970	Neil Graff	1,561
1969	Neil Graff	1,087
1968	John Ryan	928
1967	John Boyajian	913
1966	John Ryan	525
1965	Chuck Burt	1,023
1964	Hal Brandt	989
1963	Hal Brandt	1,076
1962	Ron Vander Kelen	1,839
1961	Ron Miller	1,449
1960	Ron Miller	1,395
1959	Dale Hackbart	1,121
1958	Dale Hackbart	1,032
1957	Sid Williams	661
1956	Danny Lewis	574
1955	Jim Haluska	1,012
1954	Jim Miller	869
1953	Jim Miller	995
1952	Jim Haluska	1,480
1951	John Coatta	1,063
1950	John Coatta	646
1949	Bob Petruska	637
1948	Bob Bendrick	327
1947	Earl Girard	539
1946	Earl Maves	538

# All-purpose Yardage Records



Ron Dayne



Ira Matthews

## Career All-purpose Yardage

Player	Rush.	Rec.	Ret.	Total
1. Ron Dayne, 1996-99	7,125	304	0	7,429
2. Terrell Fletcher, 1991-94	3,414	511	397	4,322
3. Nick Davis, 1998-01	44	1,097	2,785	3,926
4. Billy Marek, 1972-75	3,709	180	0	3,889
5. Anthony Davis, 2001-present	3,703	102	0	3,805
6. Ira Matthews, 1975-78	1,640	628	1,432	3,700
7. Brent Moss, 1991-94	3,428	130	14	3,572
8. Lee Evans, 1999-2003	26	3,468	41	3,535
9. Rufus Ferguson, 1970-72	2,814	160	507	3,481
10. Alan Ameche, 1951-54	3,345	8	31	3,384

## Season All-purpose Yardage

Player	Rush.	Rec.	Ret.	Total
1. Ron Dayne, 1996	2,109	133	0	2,242
2. Ron Dayne, 1999	2,034	9	0	2,043
3. Terrell Fletcher, 1994	1,476	180	321	1,977
4. Michael Bennett, 2000	1,681	23	173	1,877
5. Brent Moss, 1993	1,637	24	0	1,661
6. Anthony Davis, 2002	1,555	48	0	1,603
7. Ron Dayne, 1997	1,457	117	0	1,574
8. Ron Dayne, 1998	1,525	45	0	1,570
9. Rufus Ferguson, 1971	1,222	63	233	1,518
10. Anthony Davis, 2001	1,466	0	0	1,466

## Game All-purpose Yardage

Player	Rush.	Rec.	Ret.	Total
1. Ron Dayne vs. Hawaii, 1996	339	8	0	347
2. Michael Bennett vs. Oregon, 2000	290	0	46	336
3. Michael Bennett vs. Northwestern, 2000	293	27	0	320
4. Ira Matthews vs. Minnesota, 1978	134	54	124	312
5. Billy Marek vs. Minnesota, 1974	304	0	0	304
Ron Dayne vs. Minnesota, 1996	297	7	0	304
7. Anthony Davis vs. Minnesota, 2002	301	0	0	301
8. Ron Dayne vs. Illinois, 1996	289	0	0	289
9. Lee Evans vs. Michigan State, 2003	0	258	0	258
Aaron Stecker vs. Minnesota, 1995	114	17	127	258
11. Terrell Fletcher vs. Duke, 1995	241	8	7	256
12. Ron Dayne vs. San Jose State, 1997	254	0	0	254
13. Al Toon vs. Purdue, 1983	0	252	0	252
14. Anthony Davis vs. Akron, 2003	247	0	0	247
15. Ron Dayne vs. Utah, 1996	246	0	0	246
Ron Dayne vs. UCLA, 1999	246	0	0	246
17. Ron Dayne vs. Purdue, 1996	244	0	0	244
18. Troy Vincent vs. Western Illinois, 1991	0	0	241	241
19. Billy Marek vs. Northwestern, 1974	230	10	0	240
20. Ron Dayne vs. Cincinnati, 1999	231	0	0	231
Ron Dayne vs. Purdue, 1999	222	9	0	231
22. Dwayne Smith vs. Michigan State, 2003	207	21	0	228
23. Billy Marek vs. Wyoming, 1973	226	0	0	226
24. Alan Thompson vs. Oklahoma, 1969	220	5	0	225
Marck Harrison vs. Purdue, 1984	225	0	0	225

# Scoring Records

## Career Points

1. Ron Dayne, 1996-99	426
2. Billy Marek, 1972-75	278
Todd Gregoire, 1984-87	278
4. Brent Moss, 1991-94	204
5. Rich Thompson, 1988-92	202
6. Anthony Davis, 2001-present	186
John Hall, 1993-96	186
8. Vince Lamia, 1973-76	180
9. Terrell Fletcher, 1991-94	176
10. Matt Davenport, 1996-98	175

## Career Touchdowns

1. Ron Dayne, 1996-99	71
2. Billy Marek, 1972-74	44
3. Brent Moss, 1991-94	34
4. Anthony Davis, 2001-present	31
5. Lee Evans, 1999-2003	28

## Career Field Goals

1. Todd Gregoire, 1984-87	65
2. Rich Thompson, 1988-92	50
3. Matt Davenport, 1996-98	33
4. John Hall, 1993-96	29
Vitaly Pisetsky, 1997-2000	29

## Career Field Goals Attempted

1. Todd Gregoire, 1984-87	85
2. Rich Thompson, 1988-92	81
3. John Hall, 1993-96	51
4. Vitaly Pisetsky, 1997-2000	42
5. Mike Allen, 2001-present	40

## Career Field Goal Percentage

(Minimum 30 attempts)

1. Matt Davenport, 1996-98	.868
2. Todd Gregoire, 1984-87	.765
3. Vitaly Pisetsky, 1997-2000	.690
4. Mike Allen, 2001-present	.675
5. Vince Lamia, 1973-76	.641
6. Rich Thompson, 1988-92	.630

## Career Extra Points

1. Vince Lamia, 1973-76	105
2. John Hall, 1993-96	99
3. Todd Gregoire, 1984-87	83
4. Vitaly Pisetsky, 1997-2000	78
5. Matt Davenport, 1996-98	76

## Career Extra Points Attempted

1. Vince Lamia, 1973-76	110
2. John Hall, 1993-96	105
3. Lisle Blackbourne, 1946-49	96
4. Todd Gregoire, 1984-87	86
5. Vitaly Pisetsky, 1997-2000	81

## Career Extra Point Percentage

(Minimum 50 attempts)

1. Todd Gregoire, 1984-87	.965
2. Vitaly Pisetsky, 1997-2000	.963
3. Vince Lamia, 1973-76	.955
4. Kevin Rohde, 1982-83	.952
5. Matt Davenport, 1996-98	.950

## Season Points

1. Ron Dayne, 1996	126
2. Ron Dayne, 1999	120
3. Billy Marek, 1974	114
4. Matt Davenport, 1998	99
5. Brent Moss, 1993	96
6. Vitaly Pisetsky, 1999	94
7. Ron Dayne, 1997	90
Ron Dayne, 1998	90
9. John Hall, 1996	86
10. two players tied with	84

## Season Touchdowns

1. Ron Dayne, 1996	21
2. Ron Dayne, 1999	20
3. Billy Marek, 1974	18
4. Brent Moss, 1993	16
5. two players tied with	15

## Season Field Goals

1. Rich Thompson, 1992	22
2. Todd Gregoire, 1984	20
3. Matt Davenport, 1998	19
4. Todd Gregoire, 1985	16
Todd Gregoire, 1987	16
Vitaly Pisetsky, 1999	16

## Season Field Goals Attempted

1. Rich Thompson, 1992	32
2. Todd Gregoire, 1984	26
3. Todd Gregoire, 1985	22
Vitaly Pisetsky, 2000	22
5. three players tied with	21

## Season Field Goal Percentage

(Minimum 15 attempts)

1. Matt Davenport, 1998	.905
2. Matt Davenport, 1997	.824
3. Todd Gregoire, 1987	.800
Vitaly Pisetsky, 1999	.800
5. Todd Gregoire, 1984	.769

## Season Extra Points

1. Vitaly Pisetsky, 1999	46
2. Kevin Rohde, 1983	45
3. John Hall, 1996	44
4. Matt Davenport, 1998	42
5. Rick Schnetzky, 1994	41

## Season Extra Points Attempted

1. Kevin Rohde, 1983	48
Vitaly Pisetsky, 1999	48
3. Rick Schnetzky, 1994	45
John Hall, 1996	45
5. Matt Davenport, 1998	44

## Season Extra Point Percentage

(Minimum 25 attempts)

1. Gary Kroner, 1962	100.0
Roger Jaeger, 1971	100.0
Mark Doran, 1981	100.0
Mark Neuser, 2001	100.0
Mike Allen, 2002	100.0
6. John Hall, 1996	.978
7. Vince Lamia, 1974	.976

## Game Points

1. Lee Evans vs. Michigan State, 2003	30
Anthony Davis vs. Minnesota, 2002	30
Billy Marek vs. Minnesota, 1974	30
4. Billy Marek vs. Iowa, 1973	24
Billy Marek vs. Iowa, 1974	24
Jess Cole vs. Minnesota, 1980	24
Ron Dayne vs. Illinois, 1996	24
Ron Dayne vs. Hawaii, 1996	24
Ron Dayne vs. San Diego State, 1997	24
Ron Dayne vs. UCLA, 1999	24
Ron Dayne vs. Ohio State, 1999	24

## Game Touchdowns

1. Lee Evans vs. Michigan State, 2003	5
Anthony Davis vs. Minnesota, 2002	5
Billy Marek vs. Minnesota, 1974	5
4. Billy Marek vs. Iowa, 1973	4
Billy Marek vs. Iowa, 1974	4
Jess Cole vs. Minnesota, 1980	4
Ron Dayne vs. Illinois, 1996	4
Ron Dayne vs. Hawaii, 1996	4
Ron Dayne vs. San Diego State, 1997	4
Ron Dayne vs. UCLA, 1999	4
Ron Dayne vs. Ohio State, 1999	4

## Game Field Goals

1. Vince Lamia vs. Minnesota, 1976	4
Todd Gregoire vs. Kentucky, 1984	4
Todd Gregoire vs. Ohio State, 1987	4
Rich Thompson vs. Bowling Green, 1992	4
Rich Thompson vs. Purdue, 1992	4
Matt Davenport vs. Minnesota, 1998	4
Vitaly Pisetsky vs. Michigan State, 1999	4
8. nine players tied with	3
(MR: Mike Allen vs. Indiana, 2002)	

## Game Field Goals Attempted

1. Jim Bakken vs. Minnesota, 1961	6
Steve Veith vs. Northwestern, 1977	6
3. Jim Bakken vs. Utah, 1961	5
James Johnson vs. Indiana, 1968	5
Todd Gregoire vs. Ohio State, 1984	5
Robb Mehring vs. Minnesota, 1988	5
Rich Thompson vs. Toledo, 1989	5

## Game Extra Points Attempted

1. Rick Schnetzky vs. Indiana, 1994	9
2. Mike Allen vs. Michigan State, 2003	8
Vince Lamia vs. Missouri, 1974	8
Kevin Rohde vs. Minnesota, 1983	8
Rick Schnetzky vs. Eastern Michigan, 1994	8
Matt Davenport vs. San Jose State, 1997	8
Vitaly Pisetsky vs. Indiana, 1999	8

## Game Extra Points

1. Mike Allen vs. Michigan State, 2003	8
Vince Lamia vs. Missouri, 1974	8
Kevin Rohde vs. Minnesota, 1983	8
Rick Schnetzky vs. Eastern Michigan, 1994	8
Rick Schnetzky vs. Indiana, 1994	8
Matt Davenport vs. San Jose State, 1997	8
Vitaly Pisetsky vs. Indiana, 1999	8

**Yearly Leaders**

Year	Player	Pts.
2003	Lee Evans	78
2002	Anthony Davis	78
2001	Anthony Davis	66
2000	Vitaly Pisetsky	70
1999	Ron Dayne	120
1998	Matt Davenport	99
1997	Ron Dayne	90
1996	Ron Dayne	126
1995	John Hall	48
1994	Terrell Fletcher	80
1993	Brent Moss	96
1992	Rich Thompson	82
1991	Terrell Fletcher	30
1990	Rich Thompson	41
1989	Rich Thompson	50
1988	Robb Mehring	27
1987	Todd Gregoire	66
1986	Todd Gregoire	61
1985	Todd Gregoire	67
1984	Todd Gregoire	84
1983	Gary Ellerson	66
1982	Troy King	42
1981	Mark Doran	47
1980	Jess Cole	30
1979	Steve Veith	31
1978	Ira Matthews	42
1977	Steve Veith	39
1976	Vince Lamia	72
1975	Billy Marek	80
1974	Billy Marek	114
1973	Billy Marek	84
1972	Rufus Ferguson	42
1971	Rufus Ferguson	80
1970	Larry Mialik	42
1969	Alan Thompson	54
1968	John Ryan	24
1967	Tom Schinke	26
1966	Tom Schinke	31
1965	Bill Fritz	24
1964	Jimmy Jones	24
1963	Lou Holland	42
1962	Lou Holland	72
1961	Pat Richter	48
1960	Erv Kunesh	22
1959	Dale Hackbart	42
1958	Dale Hackbart	56
1957	two players with	36
1956	Danny Lewis	18
1955	Charles Thomas	36
1954	Alan Ameche	54
1953	Jim Miller	42
1952	three players with	42
1951	Jerry Witt	48
1950	John Coatta	23
1949	Lisle Blackburne	39
1948	Wally Dreyer	24
1947	Lisle Blackburne	39
1946	Ben Bendrick	30




Rich Thompson



Anthony Davis



Alan Thompson



Dale Hackbart

# Punting Records

## Career Punting Average

(Minimum 100 punts)

1. Kevin Stemke, 1997-2000	43.5
2. Scott Cepicky, 1984-87	41.1
3. Dick Mileager, 1975-77	40.7
4. Jim Bakken, 1959-61	40.1
5. John Krugman, 1970-71	39.8

## Career Punting Yards

1. Kevin Stemke, 1997-2000	10,660
2. Scott Cepicky, 1984-87	10,235
3. Sam Veit, 1991-94	8,016
4. David Greenwood, 1979-82	7,208
5. Brad Brekke, 1988-90	7,149
6. R.J. Morse, 2001-present	6,451
7. T.A. Cox, 1944, 1946-48	4,998
8. Dick Mileager, 1975-77	4,881
9. Jim Bakken, 1959-61	4,575
10. John Krugman, 1970-71	4,378

## Career Punts

1. Scott Cepicky, 1984-87	249
2. Kevin Stemke, 1997-2000	245
3. Sam Veit, 1991-94	209
4. Brad Brekke, 1988-90	192
5. David Greenwood, 1979-82	191

## Season Punting Average

(Minimum 20 punts)

1. Kevin Stemke, 2000	44.5
2. Kevin Stemke, 1997	43.9
3. Kevin Stemke, 1998	43.8
4. Scott Cepicky, 1986	43.0
5. Dick Mileager, 1975	42.2

## Season Punts

1. R.J. Morse, 2002	74
2. Dave Fronek, 1965	72
Kevin Stemke, 1998	72
4. David Greenwood, 1980	70
Brad Brekke, 1990	70

## Season Punting Yards

1. Kevin Stemke, 1998	3,155
2. Kevin Stemke, 2000	3,070
3. Scott Cepicky, 1986	2,879
4. R.J. Morse, 2002	2,765
5. Brad Brekke, 1990	2,667

## Game Punts

1. Dave Fronek vs. Nebraska, 1965	12
Bob Schaffner vs. Iowa, 1968	12
Brad Brekke vs. Miami, Fla., 1989	12
4. four players tied with	11
(MR: Chris Heymans vs. Miami, 1988)	

## Game Punting Yards

1. Brad Brekke vs. Miami, Fla., 1989	500
2. Scott Cepicky vs. Wyoming, 1986	453
3. Kevin Stemke vs. Michigan, 1998	445
4. Dave Fronek vs. Nebraska, 1965	444
5. David Billy vs. Arizona State, 1968	443

## Game Punting Average

(Minimum 5 punts)


1. Dick Mileager vs. Kansas, 1976	52.2
2. Scott Cepicky vs. UNLV, 1986	52.0
3. George O'Brien vs. Iowa, 1952	51.0
4. Scott Cepicky vs. Northwestern, 1985	50.8
5. Scott Cepicky vs. Northwestern, 1986	50.3

## Long Punts


96 by George O'Brien vs. Iowa, 1952  
 90 by Jim Bakken vs. Northwestern, 1961  
 86 by Kevin Stemke vs. Michigan State, 1999  
 85 by Wendell Gulseth vs. Rice, 1952  
 82 by David Greenwood vs. Air Force, 1979

## PRE-MODERN ERA

110 by Pat O'Dea vs. Minnesota, 1897  
 100 by Pat O'Dea vs. Yale, 1899  
 85 by Pat O'Dea vs. Lake Forest, 1896



Scott Cepicky



Kevin Stemke

# Field Goal Kicking Records

## Game-winning Field Goals

### Mike Allen vs. Colorado, 2002

Made a 37-yarder in overtime to give the Badgers a 31-28 OT win over Colorado in the 2002 Alamo Bowl in San Antonio.

### Mike Allen vs. Fresno State, 2002

Made a 34-yarder with 2:05 left in the fourth quarter for a 23-21 win in Madison.

### Mark Neuser vs. Ohio State, 2001

Made a 33-yarder with 2:10 left in the fourth quarter for a 20-17 win in Columbus.

### Vitaly Pisetsky vs. Minnesota 1999

Made a 31-yarder to win the school's first-ever overtime game, a 20-17 decision over Minnesota. Sent game into the extra session with a 36-yarder with 2:59 left in fourth quarter at the Metrodome.

### Matt Davenport vs. Indiana 1997

Made a 43-yarder with 0:06 left in the fourth quarter to beat the Hoosiers 27-26.

### Matt Davenport vs. Northwestern 1997

Made a 48-yarder with 0:06 left in the fourth quarter to defeat Northwestern 26-25 in Evanston.

### Rich Thompson vs. Purdue 1992

Made a 49-yarder with 0:38 left in the fourth quarter for a 19-16 victory over the Boilermakers.

### Rich Thompson vs. Minnesota 1991

Made a 42-yarder with 10:02 left in the fourth quarter to defeat Minnesota 19-16.

### Todd Gregoire vs. Ohio State 1987

Made a 41-yarder with 10:49 left in the fourth quarter for a 26-24 triumph over Ohio State.

### Todd Gregoire vs. UNLV 1985

Made a 20-yarder with 3:38 left in the fourth quarter to key a 26-23 win over UNLV.

### Roger Jaeger vs. Michigan State 1971

Made a 30-yarder with 5:12 left in the fourth quarter to defeat the Spartans 31-28.

### Jim Bakken vs. Indiana 1961


Made a 27-yarder with 3:37 left in the fourth quarter to claim a 6-3 win over Indiana.

## Longest Made Field Goals


- 60 by John Hall vs. Minnesota, 1995
- 54 by Todd Gregoire vs. Ball State, 1987
- 53 by Vitaly Pisetsky vs. Ball State, 1999
- 52 by Rich Thompson vs. Western Michigan, 1988
- 51 by John Hall vs. Colorado, 1994
- 51 by Todd Gregoire vs. Northern Illinois, 1984
- 50 by Vladimir LaBun vs. Northwestern, 1975
- 50 by Wendell Gladem vs. Ohio State, 1981
- 50 by Mike Allen vs. Fresno State, 2001

### PRE-MODERN ERA


- 62 (drop kick) by Pat O'Dea vs. Northwestern, 1898
- 60 (drop kick) by Pat O'Dea vs. Minnesota, 1899
- 57 (drop kick) by Pat O'Dea vs. Chicago, 1897
- 57 (drop kick) by Pat O'Dea vs. Illinois, 1899
- 55 (drop kick) by Pat O'Dea vs. Minnesota, 1897



Mike Allen booted a 38-yard field goal to give the Badgers a 31-28 overtime win over Colorado in the 2002 Alamo Bowl.




Vitaly Pisetsky




Matt Davenport

# Punt Return Records

Field Goal Kicking Records



Nick Davis



Troy Vincent

RECORDS

## Career Punt Return Yards

1. Nick Davis, 1998-01	1,007
2. Jim Leonhard, 2001-present	904
3. Troy Vincent, 1988-91	773
4. Thad McFadden, 1980-81, 1983-84	753
5. Ira Matthews, 1975-78	443
6. Gene Evans, 1947, 49	395
7. Jim Miller, 1953-55	367
8. Nate Odomes, 1984-86	359
9. Keith Jackson, 1993-94	325
10. Dale Hackbart, 1957-59	275

## Career Punt Return Average

(Minimum 25 returns)

1. Jim Leonhard, 2001-present	12.9
2. Nick Davis, 1998-01	12.1
3. Troy Vincent, 1988-91	11.4
4. Thad McFadden, 1980-81, 83-84	10.0
5. Nate Odomes, 1984-86	9.97
6. Jim Miller, 1953-55	9.92

## Career Punt Return Touchdowns

1. Ira Matthews, 1975-78	4
2. Jim Leonhard, 2001-present	3
Troy Vincent, 1988-91	3
Nick Davis, 1998-01	3

## Season Punt Return Yards

1. Jim Leonhard, 2003	470
2. Jim Leonhard, 2002	434
3. Nick Davis, 1998	427
4. Thad McFadden, 1984	394
5. Keith Jackson, 1994	292

## Season Punt Return Touchdowns

1. Jim Leonhard, 2003	2
Earl Girard, 1947	2
Nick Davis, 1998	2

## Season Punt Return Average

(Minimum 15 returns)

1. Ira Matthews, 1978	16.9
2. Nick Davis, 1998	15.3
3. Jim Leonhard, 2003	13.8
Troy Vincent, 1989	13.8
5. Nick Davis, 1999	12.6
6. Thad McFadden, 1984	12.3
Nick Davis, 2001	12.3

## Game Punt Return Yards

1. Earl Girard vs. Iowa, 1947	158
2. Greg Johnson vs. Northern Illinois, 1971	153
3. Troy Vincent vs. Western Illinois, 1991	146
4. Louis Holland vs. Indiana, 1962	128
5. Aaron Stecker vs. Hawaii, 1996	122

## Game Punt Return Average

(Minimum 3 returns)

1. Earl Girard vs. Iowa, 1947	52.7
2. Nick Davis vs. Murray St., 1999	38.7
3. Troy Vincent vs. Western Illinois, 1991	36.5
4. Jim Leonhard vs. Purdue, 2003	33.0
5. Nick Davis vs. Penn State, 1998	29.7


## Long Punt Returns

90 (td) by Troy Vincent vs. Western Illinois, 1991
89 (td) by Josh Hunt vs. Western Michigan, 2000
87 (td) by Danny Crooks vs. Michigan, 1970
85 (td) by Greg Johnson vs. Northern Illinois, 1971
85 (td) by Earl Girard vs. Iowa, 1947
82 (td) by Nick Davis vs. Penn State, 1998
78 (td) by Ira Matthews vs. Northwestern, 1978
77 (td) by John Bridgeman vs. Marquette, 1954
76 (td) by Nick Davis vs. Murray State, 1999

## PRE-MODERN ERA

75 (td) by Sam Behr vs. Lawrence, 1930
--

# Kickoff Return Records



Fred Owens



Aaron Stecker



Brandon Williams

## Career Kickoff Return Yards

1.	Nick Davis, 1998-01	1,778
2.	Fred Owens, 1986-89	1,510
3.	Brandon Williams, 2002-present	1,296
4.	Greg Johnson, 1969, 1971	1,081
5.	Aaron Stecker, 1995-96	1,015
6.	Marvin Neal, 1979-81, 1983	1,009
7.	Ira Matthews, 1975-78	989
8.	Tom Schinke, 1965-67	940
9.	Chris Davis, 1971-73	784
10.	Michael Morgan, 1974-76	779

## Career Kickoff Return Average

(Minimum 30 returns)

1.	Greg Johnson, 1969, 1971	24.6
2.	Chris Davis, 1971-73	23.8
3.	Ron Smith, 1962-64	23.5
	Tom Schinke, 1965-67	23.5
5.	Nick Davis, 1998-01	23.1

## Career Kickoff Return Touchdowns

1.	Ira Matthews, 1975-78	2
	Nick Davis, 1998-01	2

## Season Kickoff Return Yards

1.	Brandon Williams, 2002	670
2.	Brandon Williams, 2003	626
3.	Nate Odomes, 1986	616
4.	Aaron Stecker, 1996	603
5.	Nick Davis, 2001	595

## Season Kickoff Return Average

(Minimum 10 returns)

1.	Ira Matthews, 1976	29.6
2.	Danny Crooks, 1970	29.2
3.	Greg Johnson, 1971	28.4
4.	Michael Jones, 1984	27.9
5.	Dan Kissling, 1986	26.7

## Season Kickoff Return Touchdowns

1.	Ira Matthews, 1976	2
	Nick Davis, 1999	2

## Game Kickoff Return Yards

1.	Clarence Self vs. Michigan, 1947	178
2.	Fred Owens vs. Illinois, 1989	153
3.	Nate Odomes vs. Indiana, 1986	152
4.	Brandon Williams vs. Minnesota, 2002	143
	Tom Schinke vs. Michigan, 1966	143
6.	Tom McCauley vs. USC, 1966	135
7.	Ira Matthews vs. Iowa, 1976	130
8.	Ron Smith vs. Iowa, 1964	129
9.	Brandon Williams vs. Purdue, 2003	128
	Selvie Washington vs. Nebraska, 1973	128

## Game Kickoff Return Average

(Minimum 3 returns)

1.	Selvie Washington vs. Nebraska, 1974	42.7
2.	Gary Ellerson vs. Iowa, 1982	37.0
3.	Tom Schinke vs. Michigan, 1966	35.8
4.	Gary Schmitsch vs. Illinois, 1966	35.6
5.	Thad McFadden vs. Tennessee, 1981	32.0

## Long Kickoff Returns

100 (td) by Ira Matthews vs. Iowa, 1976  
 100 (td) by Michael Jones vs. Northwestern, 1984  
 100 (td) by Aaron Stecker vs. Minnesota, 1995  
 97 (td) by Ira Matthews vs. Northwestern, 1976  
 96 (td) by Selvie Washington vs. Nebraska, 1973  
 96 (td) by Fred Owens vs. Illinois, 1989

## PRE-MODERN ERA

100 (td) by Eddie Cochems vs. Chicago, 1901  
 99 (td) by Lynn Jordan vs. Michigan, 1934

# Defensive Records

## Career Tackles

1. Pete Monty, 1993-96	451
2. Gary Casper, 1989-92	447
3. Tim Krumrie, 1979-82	444
4. Dave Lokanc, 1970-72	427
Dave Crossen, 1975-78	427
6. Jim Melka, 1981-84	399
7. Ken Criter, 1966-68	364
8. Brendan Lynch, 1988-91	362
9. Greg Thomas, 1987-90	359
10. Donnel Thompson, 1996-99	347
11. Reggie Holt, 1990-93	344
12. Jason Doering, 1997-00	338
13. Nick Greisen, 1998-01	337
14. Scott Nelson, 1990-93	323
15. Michael Reid, 1983-86	317
16. Mike Thompson, 1991-94	316
17. Richard Jakious, 1972-74	315
18. Malvin Hunter, 1987-90	307
19. Eric Unverzagt, 1991, 1993-95	296
20. Dennis Stejskal, 1975-77	283
21. Dave Ahrens, 1977-80	280
22. David Wings, 1985-88	278
23. Don Davey, 1987-90	267
24. Chuck Winfrey, 1968-70	266
25. Craig Raddatz, 1983-86	262

## Career Solo Tackles

1. Tim Krumrie, 1979-82	276
2. Gary Casper, 1989-92	261
3. Pete Monty, 1993-96	260
4. Jason Doering, 1997-00	250
5. Dave Lokanc, 1970-72	218

## Career Tackles For Loss

1. Tarek Saleh, 1993-96	58
2. Mike Thompson, 1991-94	57
3. Tom Burke, 1995-98	54
4. Don Davey, 1987-90	49
5. Dave Ahrens, 1977-80	43

## Career Tackles For Loss Yardage

1. Tarek Saleh, 1993-96	283
2. Mike Thompson, 1991-94	281
3. Don Davey, 1987-90	247
4. Tom Burke, 1995-98	245
5. Dave Ahrens, 1977-80	212

## Career Sacks

1. Tarek Saleh, 1993-96	33
2. Tom Burke, 1995-98	32
3. Mike Thompson, 1991-94	28
4. Tim Jordan, 1983-86	27
5. Wendell Bryant, 1998-01	24

## Career Sacks Yardage

1. Tarek Saleh, 1993-96	227
2. Mike Thompson, 1991-94	215
3. Tom Burke, 1995-98	189
4. Tim Jordan, 1983-86	180
5. Don Davey, 1987-90	174

## Career Passes Defended

1. Mike Echols, 1998-01	62
2. Jamar Fletcher, 1998-00	57
3. Jeff Messenger, 1991-94	44
4. Scott Starks, 2001-present	42
5. Jim Leonhard, 2001-present	37

## Career Fumbles Recovered

1. Dan Batsch, 1987-90	7
Scott Nelson, 1990-93	7
3. Dave Ahrens, 1977-80	6
Rick Graf, 1983-86	6
5. seven players tied with	5

## Career Blocked Kicks

1. Richard Johnson, 1982-84	8
2. Kenny Gales, 1993-94	5
3. Tim Rosga, 1996-99	3
4. Bob Taylor, 1982, 1984-86	2
Nate Odomes, 1984-86	2
Ryan Marks, 1997-2000	2
Alex Lewis, 2002-03	2

## Season Tackles

1. Dave Lokanc, 1972	181
2. Pete Monty, 1996	178
3. Dave Crossen, 1977	175
4. Ken Criter, 1967	169
5. Nick Greisen, 2001	167
6. Dave Lokanc, 1971	162
7. Michael Reid, 1986	156
8. Aaron Norvell, 1992	148
9. Nick Greisen, 2000	146
10. Reggie Holt, 1991	144
11. Donnel Thompson, 1997	141
12. Chuck Winfrey, 1970	140
Gary Casper, 1990	140
14. Rick Jakious, 1973	138
15. Pete Monty, 1995	137
16. Tim Krumrie, 1981	135
17. David Wings, 1987	134
18. Ken Criter, 1968	133
Dave Crossen, 1978	133
20. Tom Domres, 1967	131
Brendan Lynch, 1991	131
Pete Monty, 1994	131

## Season Tackles For Loss

1. Tom Burke, 1998	31
2. Darryl Sims, 1982	24
Don Davey, 1990	24
4. Tarek Saleh, 1995	23
5. Tarek Saleh, 1996	21
6. Anttaj Hawthorne, 2003	20
7. Tom Burke, 1997	19
8. Dave Ahrens, 1980	18
9. Gary Casper, 1992	17
Mike Thompson, 1992	17
Wendell Bryant, 2001	17
Nick Greisen, 2001	17
13. Alex Lewis, 2003	16.5
14. Bryan Jurewicz, 1996	15
15. John Tietz, 1967	14
Lamar Shackerford, 1992	14
Mike Thompson, 1994	14
Nick Greisen, 2000	14

## Season Tackles For Loss Yardage

1. Tom Burke, 1998	151
2. Tarek Saleh, 1995	118
3. Don Davey, 1990	117
4. Tarek Saleh, 1996	106
5. Darryl Sims, 1982	103
6. Mike Thompson, 1993	89
7. John Tietz, 1967	86
8. Tom Burke, 1997	79
9. Tim Jordan, 1984	78
10. Dave Ahrens, 1980	77

## Season Sacks

1. Tom Burke, 1998	22
2. Tarek Saleh, 1996	14
3. Tarek Saleh, 1995	12
4. Tim Jordan, 1985	11
Darryl Sims, 1982	11
6. Mike Thompson, 1993	10
Bryan Jurewicz, 1996	10
8. Mike Thompson, 1992	9
Tom Burke, 1997	9
Alex Lewis, 2003	9

## Season Sacks Yardage

1. Tom Burke, 1998	130
2. Tarek Saleh, 1996	97
3. Darryl Sims, 1982	84
Tarek Saleh, 1995	84
5. Mike Thompson, 1993	83
6. Don Davey, 1990	68
7. Tim Jordan, 1985	67
8. Alex Lewis, 2003	64
Jonathan Welsh, 2003	64
10. Tim Jordan, 1984	63
Bryan Jurewicz, 1996	63

## Season Passes Defended


1. Jim Leonhard, 2002	25
Mike Echols, 2000	25
3. Jamar Fletcher, 2000	21
4. Scott Starks, 2003	19
Jamar Fletcher, 1998	19
6. Jamar Fletcher, 1999	17
7. LaMar Campbell, 1996	16
8. Steve Wagner, 1974	15
Troy Vincent, 1991	15
10. Mike Echols, 1999	13
Jason Suttle, 1995	13

## Season Fumbles Recovered

1. Ed Bosold, 1972	5
2. Jim DeLisle, 1968	4
Nate Butler, 1970	4
Scott Erdmann, 1977	4

## Season Blocked Kicks


1. Richard Johnson, 1984	6
2. Kenny Gales, 1993	3
Tim Rosga, 1998	3
4. five players tied with	2



Mike Echols



Mike Thompson



Wendell Bryant

**Game Tackles**

1.	Dave Crossen vs. Purdue, 1977	28
2.	Ken Criter vs. Ohio State, 1968	27
	Dave Lokanc vs. Ohio State, 1972	27
4.	Mark Zakula vs. Northwestern, 1973	25
5.	Dave Lokanc vs. Indiana, 1971	24
	Dave Crossen vs. Iowa, 1977	24
	David Wings vs. Iowa, 1987	24
8.	Dave Lokanc vs. Northwestern, 1971	23
	Richard Jakious vs. Northwestern, 1973	23
	Dennis Stejskal vs. Purdue, 1975	23
	Dave Crossen vs. Indiana, 1976	23
	Dave Crossen vs. Oregon, 1978	23
	Larry Spurlin vs. Indiana, 1979	23
	Scott Nelson vs. Iowa, 1990	23
	Bob Adamov vs. Purdue, 1998	23
16.	three players tied with	22
	(MR: Gary Casper vs. Indiana, 1991)	

**Game Tackles For Loss**

1.	Alex Lewis vs. Purdue, 2003	6.5
2.	Darryl Sims vs. Northwestern, 1982	6
	Tim Jordan vs. Northwestern, 1985	6
	Wendell Bryant vs. Penn State, 2001	6
5.	Mike Thompson vs. Northwestern, 1993	5
	John Favret vs. Boise State, 1997	5
	Tom Burke vs. Northwestern, 1998	5
	Tom Burke vs. Iowa, 1998	5
	Tom Burke vs. Penn State, 1998	5

**Game Tackles For Loss Yardage**

1.	Darryl Sims vs. Northwestern, 1982	43
2.	Alex Lewis vs. Purdue, 2003	42
3.	John Tietz vs. Michigan, 1967	41
4.	Mike Thompson vs. Northwestern, 1993	38
5.	Wendell Bryant vs. Penn State, 2001	34

**Game Sacks**

1.	Tim Jordan vs. Northwestern, 1985	6
2.	Alex Lewis vs. Purdue, 2003	5
	Mike Thompson vs. Northwestern, 1993	5
	Tom Burke vs. Iowa, 1998	5
	Wendell Bryant vs. Penn State, 2001	5
6.	Darryl Sims vs. Northwestern, 1982	4
	John Favret vs. Boise State, 1997	4
	Tom Burke vs. Penn State, 1998	4

**Game Sacks Yardage**

1.	Alex Lewis vs. Purdue, 2003	39
2.	Mike Thompson vs. Northwestern, 1993	38
3.	Darryl Sims vs. Northwestern, 1982	37
4.	Tim Jordan vs. Northwestern, 1985	33
5.	Wendell Bryant vs. Penn State, 2001	32

**Game Passes Defended**

1.	Mike Echols vs. Purdue, 1999	6
2.	Jim Leonhard vs. Fresno State, 2002	5
	Steve Wagner vs. Purdue, 1974	5
	Jamar Fletcher vs. Oregon, 2000	5
	Jamar Fletcher vs. Iowa, 2000	5
6.	Neovia Greyer vs. Indiana, 1970	4
	Steve Wagner vs. Indiana, 1974	4
	Ken Dixon vs. North Dakota, 1976	4
	Matt VandenBoom vs. Tennessee, 1981	4
	Jason Doering vs. Purdue, 1998	4
	Jamar Fletcher vs. UCLA, 1999	4
	Mike Echols vs. Cincinnati, 2000	4
	Mike Echols vs. Northwestern, 2000	4
	Mike Echols vs. Indiana, 2000	4
	Scott Starks vs. Illinois, 2003	4

**Game Fumbles Recovered**

1.	Michael Reid vs. Ohio State, 1985	3
2.	13 players tied with	2
	(MR: John Favret vs. Michigan, 2000)	

**Game Blocked Kicks**

1.	Richard Johnson vs. Missouri, 1984	3
2.	Nate Odomes vs. Indiana, 1985	2

# Yearly Tackle Leaders

## Defensive Line

Year	No.	Player (Solo-Asst.)
2003	75	Anttaj Hawthorne (31-44)
2002	68	Anttaj Hawthorne (36-32)
2001	69	Wendell Bryant (48-21)
2000	48	Wendell Bryant (31-17)
1999	48	Wendell Bryant (29-19)
1998	100	Tom Burke (62-38)
1997	86	Tom Burke (54-32)
1996	74	Tarek Saleh (52-22)
1995	80	Jason Maniecki (50-30)
1994	80	Mike Thompson (48-32)
1993	60	Lamark Shackerford (45-15)
1992	84	Mike Thompson (44-40)
1991	105	Mike Thompson (61-44)
1990	122	Don Davey (64-58)
1989	49	John Banaszak (26-23)
1988	60	Chad VandeZande (25-35)
1987	62	Chad VandeZande (21-41)
1986	82	Michael Boykins (48-34)
1985	54	Michael Boykins (34-20)
1984	60	Scott Bergold (28-32)
1983	64	Scott Bergold (37-27)
1982	109	Tim Krumrie (67-42)
1981	135	Tim Krumrie (82-53)
1980	105	Tim Krumrie (72-33)
1979	95	Tim Krumrie (55-40)
1978	104	Dan Relich (66-38)
1977	51	Dan Relich (35-16)
1976	79	Dennis Stejskal (45-34)
1975	111	Dennis Stejskal (60-51)
1974	95	Mike Jenkins (47-48)
1973	75	Mike Seifert (48-27)
1972	83	Mike Jenkins (39-44)
1971	68	Jim Schymanski (42-26)
1970	111	Jim DeLisle (50-61)
1969	120	Bill Gregory (56-64)
1968	83	Jim DeLisle (60-23)
1967	131	Tom Domres (72-59)
1966	—	—

## Linebackers

Year	No.	Player (Solo-Asst.)
2003	98	Jeff Mack (45-53)
2002	86	Alex Lewis (56-30)
2001	167	Nick Greisen (101-66)
2000	146	Nick Greisen (90-56)
1999	115	Chris Ghidori (68-47)
1998	109	Donnel Thompson (65-44)
1997	141	Donnel Thompson (82-59)
1996	178	Pete Monty (95-83)
1995	137	Pete Monty (92-45)
1994	131	Pete Monty (71-60)
1993	100	Yusef Burgess (63-37)
1992	148	Aaron Norvell (79-69)
1991	131	Brendan Lynch (78-53)
1990	140	Gary Casper (75-65)
1989	93	Brendan Lynch (51-42)
1988	115	David Wings (62-53)
1987	134	David Wings (46-88)
1986	156	Michael Reid (102-54)
1985	116	Craig Raddatz (84-32)
1984	127	Jim Melka (61-66)
1983	111	Jim Melka (64-47)
1982	130	Jim Melka (68-62)
1981	121	Dave Levenick (67-54)
1980	98	Dave Levenick (63-35)
1979	118	Larry Spurlin (57-61)
1978	133	Dave Crossen (74-59)
1977	175	Dave Crossen (85-90)
1976	104	Tim Halleran (54-50)
1975	102	John Zimmerman (57-45)
1974	104	Rick Jakious (61-43)
1973	138	Rick Jakious (74-64)
1972	181	Dave Lokanc (101-80)
1971	162	Dave Lokanc (79-83)
1970	140	Chuck Winfrey (70-70)
1969	—	—
1968	133	Ken Criter (81-52)
1967	169	Ken Criter (85-84)
1966	130	Bob Richter (62-68)

## Defensive Backs

Year	No.	Player (Solo-Asst.)
2003	98	Jim Leonhard (63-35)
2002	105	Ryan Aiello (73-32)
2001	93	Joey Boese (63-30)
2000	97	Jason Doering (73-24)
1999	111	Jason Doering (79-32)
1998	94	Jason Doering (71-23)
1997	70	Bobby Myers (48-22)
1996	91	Kevin Huntley (55-36)
1995	96	Kevin Huntley (61-35)
1994	98	Jamel Brown (67-31)
1993	87	Reggie Holt (56-31)
1992	86	Reggie Holt (59-27)
1991	144	Reggie Holt (77-67)
1990	123	Greg Thomas (46-77)
1989	81	Rafael Robinson (57-24)
1988	68	Greg Thomas (45-23)
1987	105	Greg Thomas (42-63)
1986	80	Bobby Taylor (50-30)
1985	75	Troy Spencer (57-18)
1984	74	Russ Belford (46-28)
1983	76	Brian Marrow (42-34)
1982	55	David Greenwood (36-19)
1981	74	David Greenwood (53-21)
1980	49	David Greenwood (29-20)
1979	65	David Greenwood (41-24)
1978	49	George Welch (26-23)
1977	69	Greg Gordon (41-28)
1976	62	Scott Erdmann (47-15)
1975	102	Terry Buss (53-49)
1974	79	Terry Buss (53-26)
1973	78	Terry Buss (40-38)
1972	64	Dan Baron (39-25)
1971	94	Neovia Greyer (52-42)
1970	69	Ron Buss (39-30)
1969	—	—
1968	57	Mike Cavill (42-15)
1967	85	Gary Reineck (45-40)
1966	—	—



# Interception Records



Jamar Fletcher



Jim Leonhard

## Career Interceptions

1. Jamar Fletcher, 1998-2000	21
2. Jim Leonhard, 2001-present	18
Neovia Greyer, 1969-71	18
Jeff Messenger, 1991-94	18
5. Scott Nelson, 1990-93	14
6. Mike Echols, 1998-01	12
7. David Greenwood, 1979-82	10
8. Dave Fronek, 1963-65	9
Craig Raddatz, 1983-86	9
Nate Odomes, 1984-86	9
Eddie Fletcher, 1988-91	9

## Career Interception Return Yards

1. Jamar Fletcher, 1998-2000	459
2. Neovia Greyer, 1969-71	285
3. Scott Nelson, 1990-93	261

## Career Interception Return Average

(Minimum 8 returns)	
1. Ed Withers, 1949-51	25.0
3. Jamar Fletcher, 1998-2000	21.9
3. Jim Nettles, 1961-63	21.1
4. Jim Miller, 1953-55	19.9
5. Steve Wagner, 1974-75	18.6
Scott Nelson, 1990-93	18.6

## Season Interceptions

1. Jim Leonhard, 2002	11
2. Neovia Greyer, 1970	9
3. Dale Hackbart, 1958	7
Scott Erdmann, 1976	7
Nate Odomes, 1986	7
Jeff Messenger, 1993	7
Jamar Fletcher, 1998	7
Jamar Fletcher, 1999	7
Jamar Fletcher, 2000	7
Jim Leonhard, 2003	7

## Season Interception Return Yards

1. Jamar Fletcher, 2000	179
2. David Greenwood, 1981	156
3. Jamar Fletcher, 1998	145
4. Scott Erdmann, 1976	143

## Season Interception Return Avg.

(Minimum 4 returns)	
1. Pat Levenhagen, 1955	30.5
2. Jim Nettles, 1962	26.5
Russ Bellford, 1983	26.5
4. David Greenwood, 1981	26.0
5. Ed Withers, 1950	25.8

## Game Interceptions

1. Clarence Bratt vs. Minnesota, 1954	4
2. Gene Evans vs. Marquette, 1946	3
Bob Radcliffe vs. Navy, 1949	3
Ed Withers vs. Iowa, 1950	3
Burt Hable vs. Minnesota, 1952	3
Dale Hackbart vs. Minnesota, 1958	3
Tom Schinke vs. Iowa, 1966	3
Neovia Greyer vs. Illinois, 1970	3
Ken Dixon vs. Illinois, 1975	3
Nate Odomes vs. Hawaii, 1986	3
Matt VandenBoom vs. Michigan, 1981	3
Jamar Fletcher vs. Oregon, 2000	3

## Game Interception Return Average

(Minimum 3 returns)	
1. Ed Withers vs. Iowa, 1950	51.5

## Long INT Returns

98 (td) by Billy Lowe vs. Purdue, 1954
94 (td) by Ron Steiner vs. West Virginia, 1957
89 (td) by Jim Nettles vs. New Mexico State, 1962
87 by Jamar Fletcher vs. Indiana, 2000
82 (td) by Cyrill Weems vs. Utah, 1996
75 (td) by Cyrill Weems vs. Purdue, 1995

## PRE-MODERN ERA

105 (td) by Coots Cunningham vs. Purdue, 1907
100 (td) by Jack Wink vs. Great Lakes, 1942

# Alvarez Era Superlatives

## Most Points

1. 62 vs. Indiana, Sept. 24, 1994
2. 59 vs. Indiana, Oct. 16, 1999
- 59 vs. Hawaii, Nov. 30, 1996
4. 56 vs. Michigan State, Nov. 15, 2003
- 56 vs. San Jose State, Sept. 13, 1997
- 56 vs. Eastern Mich., Sept. 10, 1994

## Fewest Points Allowed

1. 0 vs. Indiana, Oct. 16, 1999
- 0 vs. Iowa, Oct. 24, 1998
- 0 vs. Ohio, Sept. 12, 1998
- 0 vs. Stanford, Sept. 21, 1996
- 0 vs. SMU, Sept. 23, 1995
- 0 vs. Eastern Michigan, Sept. 10, 1994

## Most First Downs

1. 36 vs. Minnesota, Oct. 23, 1993
2. 31 vs. Indiana, Oct. 16, 1999
3. 30 vs. Minnesota, Nov. 9, 1996
- 30 vs. SMU, Sept. 23, 1995
5. 29 vs. Minnesota, Nov. 23, 2002
- 29 vs. Iowa, Nov. 13, 1999
- 29 vs. Purdue, Oct. 16, 1993

## Fewest First Downs Allowed

1. 6 vs. UNLV, Sept. 19, 1998
2. 7 vs. Ohio, Sept. 12, 1998
3. 8 vs. Hawaii, Nov. 30, 1996
4. 9 vs. Iowa, Nov. 22, 2003
- 9 vs. W. Kentucky, Sept. 29, 2001
- 9 vs. Iowa, Oct. 28, 2000

## Most Rushing Attempts

1. 68 vs. Minnesota, Nov. 23, 2002
2. 67 vs. San Jose State, Sept. 13, 1997
3. 66 vs. Penn State, Sept. 22, 2001
4. 64 vs. Hawaii, Nov. 25, 2000
5. 63 at Illinois, Sept. 27, 2003
- 63 vs. Michigan State, Oct. 23, 1999
- 63 vs. Iowa, Oct. 24, 1998

## Fewest Rushing Attempts By An Opponent

1. 14 by Hawaii, Nov. 25, 2000
2. 19 by Fresno State, Aug. 23, 2002
3. 20 by Western Mich., Aug. 31, 2000
- by Purdue, Oct. 10, 1998
5. 21 by Illinois, Sept. 27, 2003

## Most Rushing Yards

1. 499 vs. Hawaii, Nov. 30, 1996
2. 461 vs. Indiana, Oct. 16, 1999
3. 420 vs. Iowa, Nov. 13, 1999
4. 416 vs. Minnesota, Nov. 23, 2002
5. 403 vs. San Jose State, Sept. 13, 1997

## Fewest Rushing Yards Allowed

1. -5 by Stanford, Jan. 1, 2000
2. -1 by Western Mich., Aug. 31, 2000
3. 21 by Ball State, Sept. 11, 1999
4. 23 by Penn State, Sept. 22, 2001
- by UNLV, Sept. 19, 1998
6. 28 by Illinois, Oct. 17, 1998
- by Minnesota, Nov. 7, 1998
- by Northwestern, Nov. 21, 1992

## Most Passes Attempted

1. 51 vs. Iowa, Nov. 18, 1995
2. 48 vs. Minnesota, Oct. 23, 1993
3. 40 vs. Penn State, Sept. 28, 1996
4. 38 vs. Purdue, Oct. 18, 1997
- vs. Purdue, Oct. 15, 1994
6. 37 vs. Michigan State, Oct. 27, 2001
- vs. Minnesota, Nov. 24, 2001

## Most Passes Completed

1. 35 vs. Iowa, Sept. 18, 1995
2. 31 vs. Minnesota, Oct. 23, 1993
3. 26 vs. Penn State, Sept. 28, 1996
4. 25 vs. Purdue, Oct. 15, 1994
5. 23 at Minnesota, Nov. 8, 2003
- 23 vs. Temple, Sept. 22, 1990

## Fewest Passes Attempted by an Opponent

1. 4 by W. Kentucky, Sept. 29, 2001
2. 7 by Ohio, Sept. 12, 1998
3. 12 by Michigan State, Nov. 24, 1990
4. 13 by Indiana, Oct. 6, 2001
- by Ohio State, Oct. 7, 2000
6. 14 by Minnesota, Oct. 25, 1997
- by Michigan State, Oct. 1, 1994

## Fewest Passes Completed by an Opponent

1. 1 by W. Kentucky, Sept. 29, 2001
2. 3 by Ohio, Sept. 12, 1998
3. 6 by Penn State, Sept. 22, 2001

by Michigan State, Nov. 24, 1990

by Iowa, Oct. 13, 1990

by Ball State, Sept. 15, 1990

7. 7 by Western Illinois, Sept. 14, 1991
- by Minnesota, Oct. 25, 1997

9. 8 10 times

## Most Passing Yards

1. 423 vs. Minnesota, Oct. 23, 1993
2. 385 vs. Michigan State, Nov. 15, 2003
3. 368 vs. Michigan State, Oct. 27, 2001
4. 355 vs. Northwestern, Oct. 20, 1990
5. 352 vs. Iowa, Nov. 18, 1995

## Fewest Passing Yards Allowed

1. 28 by W. Kentucky, Sept. 29, 2001
2. 37 by Ohio, Sept. 12, 1998
3. 58 by Michigan, Nov. 17, 2001
4. 66 by Iowa, Nov. 22, 2003
5. 68 by Northwestern, Nov. 23, 1991

## Most Total Offense

1. 705 vs. Indiana, Oct. 16, 1999
2. 632 vs. Indiana, Sept. 24, 1994
3. 630 vs. Michigan State, Nov. 15, 2003
4. 605 vs. Minnesota, Oct. 23, 1993
5. 604 vs. Iowa, Nov. 13, 1999

## Fewest Total Yards Allowed

1. 102 by Ohio, Sept. 12, 1998
2. 131 by Penn State, Sept. 22, 2001
3. 138 by Iowa, Oct. 24, 1998
4. 143 by W. Kentucky, Sept. 29, 2001
5. 159 by UNLV, Sept. 19, 1998

## Punting Average (min. of 5)

1. 49.8 vs. Minnesota, Nov. 7, 1998
2. 49.1 vs. Oregon, Sept. 9, 2000
3. 49.0 vs. Penn State, Nov. 21, 1998
4. 48.4 vs. Iowa, Oct. 24, 1998
5. 48.0 vs. North Carolina, Sept. 27, 2003
- 48.0 vs. Michigan, Sept. 25, 1999


## Most Time of Possession

1. 41:53 vs. Penn State, Sept. 22, 2001
2. 41:47 vs. Hawaii, Nov. 25, 2000
3. 40:09 vs. Fresno State, Aug. 23, 2002
4. 39:35 vs. Mich. State, Oct. 23, 1999
5. 38:58 vs. Purdue, Oct. 16, 1993


# Record Holders



Todd Gregoire



Lee Evans



Clarence Bratt

## Individual NCAA Records

Yards rushing, career: 6,397 by Ron Dayne, 1996-99  
 Games of 200-yards rushing, career: 11 by Ron Dayne, 1996-99 (tied with Marcus Allen, USC, 1978-81 and Ricky Williams, Texas, 1995-98)  
 Yards rushing by a freshman: 1,863 by Ron Dayne, 1996  
 Games of 200 yards rushing by a freshman: 4 by Ron Dayne, 1996 (tied with Herschel Walker, Georgia, 1980)  
 Games of 100 yards rushing by a freshman: 10 by Anthony Davis, 2001  
 Rushing attempts by a freshman, game: 50 by Ron Dayne vs. Minnesota, 1996  
 Rushing attempts by a freshman, season: 295 by Ron Dayne, 1996  
 1,000-yard seasons, career: 4 by Ron Dayne, 1996-99 (tied with Amos Lawrence, North Carolina, 1977-80; Tony Dorsett, Pittsburgh, 1973-76; Dennis Manns, New Mexico State, 1995-98; Avon Cobourne, West Virginia, 1999-02)  
 Punt return TDs, game: 2 by Earl Girard vs. Iowa, 1947 (tied with many other players)  
 Player that led nation in both punt and kickoff returns, career: Ira Matthews led in PR in 1976 and KOR in 1978 (tied with Errol Tucker, Utah, led both in 1985)

## Team NCAA Records

Punt return TDs, game: 3 vs. Iowa, 1947 (tied with many others)  
 TDs scored on back-to-back kickoff returns, game: Wisconsin vs. Northern Illinois, 1985 (tied with many others)  
 Safeties, season: 4 by Wisconsin in 1951  
 Fewest punts, game: 0 by Wisconsin on many occasions (MR: vs. Penn State, 2001). Tied mark set by many others.  
 Fewest completions allowed, game: 0 by Wisconsin on five occasions (MR: vs. Minnesota, 1977). Tied mark set by many others.  
 Overtime games, season: 3 by Wisconsin in 2000 (tied several others)

## Individual Big Ten Records

Rushing attempts, career: 1,220 by Ron Dayne, 1996-99  
 Rushing yards, season: 2,109 by Ron Dayne, 1996  
 Rushing yards, career: 7,125 by Ron Dayne, 1996-99  
 Rushing touchdowns, career: 71 by Ron Dayne, 1996-99  
 Receiving yards, season: 1,545 by Lee Evans, 2001  
 Completion percentage, season: 67.8 by Darrell Bevell, 1993  
 Scoring, career: 426 by Ron Dayne, 1996-99  
 Touchdowns, career: 71 by Ron Dayne, 1996-99  
 Field goals, career: 65 by Todd Gregoire, 1984-87  
 \*Longest punt: 110 by Pat O'Dea vs. Northwestern, 1897  
 Longest punt: 96 by George O'Brien vs. Iowa, 1952  
 Punt returns, game: 10 by Bill Lane vs. Indiana, 1951  
 Average punt return, game: 52.7 by Earl Girard vs. Iowa, 1947  
 Punt return touchdowns, game: 2 by Earl Girard vs. Iowa, 1947  
 Punt return touchdowns, season: 3 by Ira Matthews, 1976  
 Interceptions, game: 4 by Clarence Bratt vs. Minnesota, 1954  
 Interceptions, season (tie): 11 by Jim Leonhard, 2002  
 Interception return touchdowns, season: 3 by Jamar Fletcher, 1998  
 Interception return touchdowns, career: 5 by Jamar Fletcher, 1998-00  
 Interception return yards, career: 459 by Jamar Fletcher, 1998-00

\*pre-modern era

## Team Big Ten Records

Completion percentage, season: 67.5 in 1993  
 First downs rushing, game: 32 vs. Northwestern, 1974  
 Safeties, game: 2 vs. Purdue, 1951  
 Safeties, season: 4 in 1951  
 Punt returns, game: 11 vs. Indiana, 1951  
 Punt return yards, game: 277 vs. Iowa, 1947  
 Net punting: 42.5 in 2000

# Statistical Champions

## Big Ten

### Individual

#### Rushing

1941	Pat Harder	443 yards
1951	Alan Ameche	774 yards
1952	Alan Ameche	721 yards
1974	Billy Marek	161.0 ypg
1993	Brent Moss	136.4 ypg
1996	Ron Dayne	162.2 ypg
1998	Ron Dayne	138.6 ypg
1999	Ron Dayne	169.5 ypg
2001	Anthony Davis	133.3 ypg

#### Passing

1941	Len Seelinger	419 yards
1950	John Coatta	610 yards
1951	John Coatta	1,030 yards
1953	Jim Miller	683 yards
1960	Ron Miller	966 yards
1961	Ron Miller	1,168 yards
1962	Ron Vander Kelen	1,009 yards
1970	Neil Graff	926 yards

#### Total Offense

1959	Dale Hackbart	686 yards
1960	Ron Miller	981 yards
1962	Ron Vander Kelen	1,237 yards
1983	Randy Wright	244.3 ypg

#### Receiving

1941	Dave Schreiner	249 yards
1951	Jerry Witt	372 yards
1961	Pat Richter	656 yards
1962	Pat Richter	440 yards
1963	Rick Reichardt	383 yards
2001	Lee Evans	1,545 yards
2003	Lee Evans	1,213 yards

#### Scoring

1941	Pat Harder	58 points
1945	Don Kindt (tri-)	36 points
1951	Jerry Witt	48 points
1962	Lou Holland	54 points
1963	Lou Holland (co-)	30 points
1973	Billy Marek (co-)	8.3 ppg
1974	Billy Marek	11.3 ppg
1999	Ron Dayne	10.0 ppg

#### Punting

1943	Ray Dooney	39.0 avg.
1945	Rex Johns	40.8 avg.
1946	T.A. Cox	43.0 avg.
1950	Jim Hammond	42.0 avg.
1960	Jim Bakken	41.5 avg.
1961	Jim Bakken	41.2 avg.
1973	Ken Simmons	41.9 avg.
1998	Kevin Stemke	43.8 avg.
2000	Kevin Stemke	44.5 avg.

#### Interceptions

2002	Jim Leonhard	0.79 ipg.
2003	Jim Leonhard	0.54 ipg.

### Pass Breakups

2002	Jim Leonhard	25 pbu
------	--------------	--------

### Team

#### Rushing Offense

1951: 235.6 ypg	1996: 249.4 ypg
1952: 256.3 ypg	1998: 215.8 ypg
1993: 261.4 ypg	1999: 273.6 ypg

#### Passing Offense

1941: 99.6 ypg	1961: 157.1 ypg
1951: 155.4 ypg	1963: 170.0 ypg
1960: 157.1 ypg	

#### Total Offense

1945: 310.0 ypg	1962: 305.4 ypg
1951: 391.3 ypg	1963: 305.4 ypg
1952: 415.5 ypg	1993: 455.2 ypg

#### Scoring Offense

1952: 26.3 ppg	1993: 32.5 ppg
1954: 19.3 ppg	1999: 34.1 ppg
1962: 28.4 ppg	

#### Rushing Defense

1949: 109.7 ypg	1951: 68.9 ypg
-----------------	----------------

#### Passing Defense

1951: 74.0 ypg	1991: 100.2 pts.
1965: 107.3 ypg	1999: 97.9 pts.
1975: 61.0 ypg	

#### Total Defense

1951: 142.9 ypg	1999: 298.1 ypg
-----------------	-----------------

#### Scoring Defense

1942: 7.6 ppg	1998: 11.9 ppg
1958: 11.0 ppg	1999: 12.8 ppg

#### Turnover Margin

1993: +1.17	1998: +1.92
2002: +1.29	

#### Punting

1946: 39.3 avg.	1962: 39.5 avg.
1947: 39.4 avg.	1973: 39.2 avg.
1954: 39.9 avg.	1992: 36.8 avg.
1957: 38.5 avg.	1998: 40.2 avg.
1961: 41.2 avg.	2000: 44.3 avg.

#### Punt Returns

1947: 20.4 avg.	1970: 11.2 avg.
1949: 53.5 avg.	1989: 12.5 avg.
1952: 13.9 avg.	2003: 14.3 avg.

#### Kickoff Returns

1947: 20.6 avg.	1986: 22.9 avg.
1948: 82.3 avg.	1991: 21.9 avg.
1966: 21.7 avg.	1999: 26.0 avg.
1982: 22.4 avg.	

## NCAA

### Individual Champions

Field goals: Karl Holzwarth, 0.8 per game, 1959

Scoring: Billy Marek, 12.7 ppg, 1974

Kickoff returns: Ira Matthews, 29.6 avg., 1976

Punt returns: Ira Matthews, 16.9 avg., 1978

Interceptions: Jamar Fletcher, 0.67 per game, 1998; Jim Leonhard, 0.79 per game, 2002

### Team Statistics Champions

Total defense: 154.8 ypg, 1951


Scoring defense: 6.6 ppg, 1951; 10.2 ppg, 1998

Turnover margin: +1.92 in 1998

Passing offense: 188.4 ypg, 1961

Scoring offense: 32.2 ppg, 1962

Net punting: 41.2 avg., 2000



Karl Holzwarth

# Camp Randall Stadium Records

## Individual Records

**Rushing Attempts:** 52, Anthony Thompson (Indiana), 1989; [50, Ron Dayne vs. Minnesota, 1996]

**Yards Rushing:** 377, Anthony Thompson (Indiana), 1989; [304, Billy Marek vs. Minnesota, 1974]

**TDs Rushing:** 6, Levron Williams (Indiana), 2001

**Long Run:** 91, Tom Brigham vs. Western Michigan, 1963

**Pass Attempts:** 83, Drew Brees (Purdue), 1998; [54, Randy Wright vs. Iowa, 1983]

**Pass Completions:** 55, Drew Brees (Purdue), 1998; [35, Darrell Bevell vs. Iowa, 1995]

**Yards Passing:** 494, Drew Brees (Purdue), 1998; [352, Darrell Bevell vs. Iowa, 1995]

**TDs Passing:** 5, Darrell Bevell vs. Nevada, 1993; Jim Sorgi vs. Michigan State, 2003

**Long Pass:** 99, Jim Sorgi vs. Akron, 2003

**Receptions:** 18, Randall Lane (Purdue), 1998; [13, Matt Nyquist vs. Iowa, 1995]

**Yards Receiving:** 258, Lee Evans vs. Michigan State, 2003

**TDs Receiving:** 5, Lee Evans vs. Michigan State, 2003

**Long Reception:** 99, Lee Evans vs. Akron, 2003

**Points:** 36, Levron Williams (Indiana), 2001; [30, Billy Marek vs. Minnesota, 1974; Anthony Davis vs. Minnesota, 2002; Lee Evans vs. Michigan State, 2003]

**Field Goals:** 5, Mike Bass (Illinois), 1982; [4, Vince Lamia vs. Minnesota, 1976; Todd Gregoire vs. Ohio State, 1987; Rich Thompson vs. Bowling Green, 1992; Rich Thompson vs. Purdue, 1992; Matt Davenport vs. Minnesota, 1998; Vitaly Pisetsky vs. Michigan State, 1999]

**Long Field Goal:** 55, Paul Edinger, Michigan State, 1999 [54, Todd Gregoire vs. Ball State, 1987]

**Long Interception Return:** 100, John Hardy (California), 1990; [98, Billy Lowe vs. Purdue, 1954]

**Long Punt Return:** 90, Troy Vincent vs. Western Illinois, 1991

**Long Kickoff Return:** 100, Ira Matthews vs. Iowa, 1976

**Long Punt:** 86, Kevin Stemke vs. Michigan State, 1999

## Team Records

**Rushing Attempts:** 72 vs. Indiana, 1969; vs. Illinois, 1969

**Yards Rushing:** 548 vs. Wyoming, 1963; Pre-modern era: 563 vs. Lawrence, 1920

**TDs Rushing:** 7 vs. Missouri, 1974; vs. Northwestern, 1981; by Michigan, 1989; vs. Northwestern, 1993; vs. Eastern Michigan, 1994; vs. Indiana, 1999; by Indiana, 2001

**Passing Attempts:** 84 by Purdue, 1998; [54 vs. Iowa, 1983]

**Completions:** 55 by Purdue, 1998; [35 vs. Iowa, 1995]

**Yards Passing:** 494 by Purdue, 1998; [385 vs. Michigan State, 2003]

**TDs Passing:** 5 vs. Nevada, 1993; vs. Michigan State, 2003

**Points:** 63 by Indiana, 2001 [62 vs. New Mexico State, 1962; vs. Indiana, 1994]

**Plays:** 104 by Purdue, 1996 [97 vs. Iowa, 1969; vs. Illinois, 1969]

**Yards Total Offense:** 705 vs. Indiana, 1999

## Best Opponent Performances

**Yards Rushing:** 377, Anthony Thompson, Indiana, 1989

**Rushing Attempts:** 52, Anthony Thompson, Indiana, 1989

**TDs Rushing:** 6, Levron Williams, Indiana, 2001

**Longest Rush:** 92, Butch Woolfolk, Michigan, 1979

**Pass Attempts:** 83, Drew Brees, Purdue, 1998

**Pass Completions:** 55, Drew Brees, Purdue, 1998

**Yards Passing:** 494, Drew Brees, Purdue, 1998

**TDs Passing:** 4, Tim Gonso, Indiana, 1969; Ed Smith, Michigan State, 1978; Mark Herrmann, Purdue, 1979; Craig Erickson, Miami, Fla., 1989; Kurt Kittner, Illinois, 2001; Gibran Hamdan, Indiana, 2002; Jon Beutjer, Illinois, 2002

## COACHING RECORDS

Following are all-time Camp Randall Stadium records for Wisconsin's head coaches.

Coach	W-L-T	Pct.
Paul Withington	4-0-1	.950
George Little	8-2-0	.800
Ivy Williamson	25-7-2	.765
J.R. Richards	15-4-2	.762
Glenn Thistlethwaite	20-7-1	.732
William Juneau	9-4-1	.679
Barry Alvarez	56-31-3	.639
Clarence Spears	11-7-0	.611
Milt Bruhn	33-20-4	.596
John Jardine	27-19-2	.583
Dave McClain	29-21-1	.578
Jack Ryan	4-3-3	.550
Guy Lowman	2-2-0	.500
Harry Stuhldreher	29-31-4	.484
Jim Hilles	2-4-0	.333
Don Morton	6-13-0	.316
John Coatta	3-13-1	.206

**Longest Pass:** 89, Ricky Foggie to Melvin Anderson, Minnesota, 1985

**Receptions:** 18, Randall Lane, Purdue, 1998

**Yards Receiving:** 200, Bart Burrell, Purdue, 1980

**TDs Receiving:** 3, Jade Butcher, Indiana, 1969; Alan Dick, Indiana, 1971; Archie Gray, Wyoming, 1973

**Yards Total Offense:** 495, Drew Brees, Purdue, 1998

**Field Goals:** 5, Mike Bass, Illinois, 1982; Chris White, Illinois, 1984; John Langeloh, Michigan State, 1988

**Longest Field Goal:** 55, Paul Edinger, Michigan State, 1999

**Interceptions:** 4, Paul Beery, Purdue, 1976

**Longest Punt Return:** 93, Stephen Porter, Indiana, 1970

**Longest Kickoff Return:** 100, Rick Upchurch, Minnesota, 1974; Seth Smith, Michigan, 1994; Derin Graham, Indiana, 1998

**Longest Fumble Return:** 55, Bernard Clark, Miami, Fla., 1988; Jamaal Brimmer, UNLV, 2003

# Miscellaneous Records

## Most Starts In A Career\*

No.	Player	Year
50	Chris McIntosh	1996-1999
50	Bill Ferrario	1997-2000
48	Casey Rabach	1997-2000
47	Mike Echols	1998-2001
46	Mike Thompson	1991-1994
45	John Favret	1997-2000
45	Ross Kolodziej	1997-2000
43	Darrell Bevell	1992-1995
43	Ron Dayne	1996-1999
42	Brooks Bollinger	1999-2002
41	Mike Verstegen	1991-1994
41	Bryan Jurewicz	1993-1996
41	Dave Costa	1997-2000
39	Lee Evans	1999-2003
38	Jeff Mack	2000-2003
38	Cory Raymer	1991-1994
38	Mike Samuel	1995-1998
37	Dan Buenning	2001-present
37	Al Johnson	1999-2002
37	Wendell Bryant	1998-2001

\*Barry Alvarez-era players only

## Pre-modern Era Superlatives

The NCAA recognizes official football statistics and records beginning with the 1946 season. The NCAA does not recognize marks set prior to the "modern era." Many great performances were turned in by Badgers prior to 1946, and some of those are listed below.

### Game

Rushing Attempts: 37, Jerry Thompson vs. Iowa, 1944

TDs Rushing: 4, Rowdy Elliott vs. Lawrence, 1920

TDs Receiving: 3, Dave Schreiner vs. Marquette, 1942

Points: 27, Rowdy Elliott vs. Lawrence, 1920

Field Goals: 4, Pat O'Dea vs. Beloit, 1899

Extra Point Attempts: 11, Eber Simpson vs. Lawrence, 1915; 8, Eber Simpson vs. Marquette, 1915

Extra Points: 10, Eber Simpson vs. Lawrence, 1915; 8, Eber Simpson vs. Marquette, 1915

Interception Yards: 110, Jack Wink vs. Great Lakes, 1942; 105, Coots Cunningham vs. Purdue, 1907

### Season

Field Goals: 4, Pat O'Dea, 1899

Interceptions: 6, Elroy Hirsch, 1942

Interception Return Yards: 175, Jack Wink, 1942

### Career

FGs: 32, Pat O'Dea, 1897-99

Interception Return Yards: 196, Jack Wink, 1942, 1946-47

## One-sided Decisions

### Largest Wins

Opponent	Year	Score
Indiana	1999	59-0
New Mexico State	1962	69-13
Eastern Michigan	1994	56-0
Marquette	1957	60-6
Northwestern	1981	52-0
Marquette	1958	50-0
at Northwestern	1983	49-0
Indiana	1994	62-13
at Hawaii	1996	59-10
Illinois	1969	55-7
at San Jose State	1997	56-10
at Northwestern	1974	52-7
Ohio	1998	45-0
UNLV	1998	52-7

### Largest Losses

Opponent	Year	Score
at Ohio State	1979	0-59
at Michigan	1977	0-56
at Ohio State	1975	0-56
at Ohio State	1969	7-62
at Michigan	1979	0-54
at Michigan State	1978	2-55
Illinois	1965	0-51
at Michigan	1987	0-49
Michigan	1988	14-62
Miami, Fla.	1989	3-51

### Largest Pre-modern Era Wins

Opponent	Year	Score
UW-Whitewater	1890	106-0
Beloit	1903	87-0
Marquette	1915	85-0
Drake	1904	82-0
Lawrence	1915	82-0
Dixon	1898	76-0
Upper Iowa	1900	64-0
Hyde Park HS	1901	62-0
Lawrence	1920	60-0
Lawrence	1899	58-0
Notre Dame	1904	58-0
Arkansas	1912	64-7

## WIN STREAKS

No.	Years	Ended by
17	1900-02	Michigan
11	1999-00	Northwestern
9	1912-13	Purdue
9	1998	Michigan
8	1894-95	Illinois
8	1897	UW Alumni
8	1920-21	Michigan
8	1951-52	Ohio State
7	1896	Northwestern
7	1961-62	Ohio State

## SENIOR WIN PCT.

Following are the highest winning percentages by senior classes in Badger history.

2000 seniors: 76.0% (38-12)  
 1999 seniors: 74.0% (37-13)  
 2001 seniors: 71.4% (35-14)  
 1996 seniors: 66.7% (30-14-4)  
 1960 seniors: 66.2% (24-12-1)  
 1961 seniors: 66.2% (24-12-1)  
 1962 seniors: 65.8% (25-13)  
 1998 seniors: 65.3% (31-16-2)  
 1994 seniors: 63.0% (27-15-4)  
 1995 seniors: 63.0% (28-16-2)  
 2002 seniors: 62.7% (32-19)  
 1963 seniors: 62.2% (23-14)

## MOST BOWLS

Following are the senior classes who played in the most bowl games in school history.

1999 seniors: 4 (Copper, Outback, Rose, Rose)  
 2000 seniors: 4 (Outback, Rose, Rose, Sun)  
 2003 seniors: 3 (Sun, Alamo, Music City)  
 2002 seniors: 3 (Rose, Sun, Alamo)  
 2001 seniors: 3 (Rose, Rose, Sun)  
 1998 seniors: 3 (Rose, Outback, Copper)  
 1997 seniors: 3 (Outback, Copper, Hall of Fame)  
 1996 seniors: 3 (Copper, Hall of Fame, Rose)  
 1984 seniors: 3 (Hall of Fame, Independence, Garden State)

# HISTORY

Historical Highlights .....	123
Retired Numbers .....	126
College Football Hall of Fame .....	127
Heisman Trophy Winners .....	128
Camp Randall Facade .....	129
Ron Dayne .....	130
Major Awards .....	132
All-Americans .....	134
First-team All-Big Ten .....	139
Team Awards .....	140
Team Captains .....	142
All-Star Games .....	143
Academic National Honors .....	144
Academic All-Big Ten .....	145
Letterwinners .....	146
Badgers in the Pros .....	154
Big Ten Champions .....	160
Bowl Game Records .....	164
Bowl Game Recaps .....	165
All-time Scores .....	170
Records vs. Opponents .....	181
Yearly Records .....	182
Yearly Statistical Trends .....	184
Series Scores vs. 2004 Opp. ....	186
Wisconsin vs. Minnesota .....	189
Badgers on Live TV .....	190
Badgers in the Polls .....	191
Comeback Wins .....	193
Attendance .....	194



Alan Ameche was Wisconsin's first Heisman Trophy award winner, taking home the honor in 1954.



# Historical Highlights

## Nov. 15, 2003

WR Lee Evans breaks Wisconsin records for receiving yards (258) and touchdowns (five) as the Badgers rout 21st-ranked Michigan State 56-21 in Madison.

## Oct. 11, 2003

The Badgers snap third-ranked and defending national champion Ohio State's 19-game winning streak with a 17-10 victory under the lights and in the rain at Camp Randall Stadium.

## Sept. 6, 2003

Wisconsin becomes the first team in Big Ten history to have a 200-yard rusher and 200-yard receiver in the same game. Anthony Davis rushes for 247 yards and Lee Evans registers 214 receiving yards in a 48-31 win over Akron. Evans and RB Dwayne Smith repeat the feat against Michigan State later in the season.

## Dec. 28, 2002

Wisconsin wins its seventh bowl game in eight tries during the Alvarez era with a 31-28 OT victory over 14th-ranked Colorado at the Alamo Bowl in San Antonio.

## Nov. 23, 2002

Anthony Davis rushes for 301 yards and five touchdowns in a regular-season ending 49-31 win at home over Minnesota. Davis nearly duplicates Billy Marek's 304-yard, five-TD performance in a 49-14 win over the Golden Gophers on the same date in 1974.

## Oct. 27, 2001


WR Lee Evans registers a then Camp Randall Stadium-record 228 yards receiving in a 42-28 loss to Michigan State.

## Sept. 30, 2000

Michigan edges the Badgers 13-10 before 111,341 fans at Michigan Stadium. It is the largest crowd ever to see the Badgers play football.

## Jan. 1, 2000

Wisconsin opens the new millenium with its second straight Rose Bowl victory, a 17-9 win over Stanford. Ron Dayne is named game MVP.



Lee Evans set school single-game records for receiving yards and TDs against Michigan State in 2003.

## Dec. 11, 1999

Ron Dayne becomes Wisconsin's second Heisman Trophy winner.

## Nov. 13, 1999

The Badgers clinch the Big Ten title and a return trip to the Rose Bowl with a 41-3 victory over Iowa in Madison. Ron Dayne rushes for 216 yards and, in the process, becomes college football's career rushing leader.

## Oct. 9, 1999

In one of the most emotional wins of the Alvarez era, the Badgers defeat Minnesota 20-17 in Minneapolis in the UW's first-ever overtime game. Vitaly Pisetsky boots the game-winning field goal as Alvarez

follows the game from a hospital bed due to an ailing knee.

## Jan. 1, 1999

Ron Dayne rushes for 246 yards to key the Badgers' 38-31 upset win over sixth-ranked UCLA in the Rose Bowl.

## Nov. 21, 1998

The Badgers clinch a Rose Bowl berth with a 24-3 victory at home over Penn State.

## Oct. 10, 1998

Wisconsin defeats Purdue 31-24 on homecoming at Camp Randall Stadium. The Badgers survive an NCAA record passing performance by Boilermaker Drew Brees, who completes 55-83

Drew Brees, who completes 55-83 attempts for 494 yards.

### **Dec. 27, 1996**

Freshman Ron Dayne rushes for 246 yards and three TDs as the Badgers defeat Utah 38-10 in the Copper Bowl in Tucson, Ariz.

### **Nov. 30, 1996**

Freshman Ron Dayne rushes for a school-record 339 yards in a 59-10 Wisconsin victory at Hawaii.

### **Nov. 11, 1995**

John Hall boots the longest modern-era field goal in school history with a 60-yarder in a 34-27 win at Minnesota.

### **Jan. 1, 1994**

The Badgers win the Rose Bowl for the first time in school history. Wisconsin forces six turnovers in its 21-16 triumph over UCLA.

### **Dec. 4, 1993**

Wisconsin clinches its first Rose Bowl berth in 31 years with a 41-20 win over Michigan State in Tokyo.

### **Sept. 8, 1990**

The Barry Alvarez era at Wisconsin, which will produce three Big Ten titles, three Rose Bowl wins and seven bowl victories in nine tries, starts with a 28-12 loss at home to California.

### **Oct. 4, 1986**

Michigan defeats the Badgers 34-17 in the first night game ever played at Camp Randall Stadium.

### **April 30, 1985**

Three Badgers — Al Toon, Richard Johnson and Darryl Sims — are selected in the first round of the NFL Draft. It is the most first-rounders ever for Wisconsin.

### **Nov. 12, 1983**

Al Toon sets a school record with 252 receiving yards in a 42-38 victory at Purdue.

### **Dec. 11, 1982**

Wisconsin wins a bowl game for the first time in school history with a 14-3 victory over Kansas State at the Independence Bowl in Shreveport, La.

### **Oct. 9, 1982**

The Badgers defeat Ohio State 6-0 for their first victory in Columbus since 1918.

### **Dec. 13, 1981**

Playing in their first bowl game since 1963, the Badgers drop a 28-21 decision to Tennessee in the Garden State Bowl in East Rutherford, N.J.

### **Sept. 12, 1981**

The unranked Badgers open the season with a stunning 21-14 win at home over No. 1-ranked Michigan.

### **Oct. 21, 1978**


The largest crowd in Camp Randall Stadium history (80,024) watches ninth-ranked Michigan shut out the Badgers 42-0.

### **Nov. 5, 1977**

Dave Crossen sets the Wisconsin record for tackles in a game with 28 against Purdue.

### **Nov. 23, 1974**

Billy Marek rushes for 304 yards and five touchdowns in a regular-season ending 49-14 win at home over Minnesota.



Camp Randall Stadium has hosted six night games, including last year's upset win over No. 3 Ohio State.

**Sept. 20, 1969**

Badger RB Alan "A Train" Thompson rushes for a then-school-record 220 yards on 33 carries in his collegiate debut against No. 6 Oklahoma.

**Jan. 15, 1967**

Ken Bowman becomes the first former Badger to play in the Super Bowl. He plays for the Green Bay Packers in the first Super Bowl.

**Jan. 1, 1963**

Second-ranked Wisconsin loses to No. 1 Southern California, 42-37, in the Rose Bowl. The Badgers score 23 points in the fourth quarter of a thrilling comeback attempt led by Ron Vander Kelen and Pat Richter.

**Nov. 10, 1962**

The eighth-ranked Badgers upset top-ranked Northwestern 37-6 on homecoming at Camp Randall Stadium.

**Sept. 29, 1962**

Wisconsin opens the season with a 69-13 win at home over New Mexico State. The 69 points are a modern-era school record.

**Nov. 30, 1954**

Alan Ameche becomes the first Heisman Trophy winner in Wisconsin history.

**Jan. 1, 1953**

The Badgers play in their first-ever bowl game and lose a 7-0 decision to fifth-ranked Southern California in the Rose Bowl.

**Oct. 11, 1952**

The Badgers play (and lose 23-14 to Ohio State) their only game ever as the nation's No. 1-ranked team.

**1951**

Wisconsin's "Hard Rocks" defense leads the nation in both total (154.8 ypg) and scoring (6.6 ppg) defense.

**Oct. 6, 1951**

The Badgers play their first game on live television. UW falls 14-10 at eighth-ranked Illinois in a game that aired on NBC.



Ron Vander Kelen (15) led a furious fourth-quarter rally for the Badgers in the 1963 Rose Bowl game (above) won by Southern California, 42-37.

**Nov. 20, 1948**

Paul Bunyan's Axe, emblematic of superiority in the Wisconsin-Minnesota series, is awarded for the first time to the Golden Gophers after a 16-0 win over the Badgers.

**Oct. 31, 1942**

The Badgers earn the school's first-ever win over a No. 1-ranked opponent in a 17-7 victory over Ohio State.

**Jan. 15, 1939**

Milt Gantenbein, Charles Goldenberg and Eddie Jankowski become the first former Badgers to play in the NFL's Pro Bowl.

**Nov. 5, 1938**

Wisconsin notches its first-ever win vs. a nationally ranked opponent, a 20-13 victory over No. 7 Northwestern.

**Oct. 25, 1924**

Wisconsin drops a 21-0 decision at Michigan in the first college football game broadcast in the Midwest. WWJ Radio's Ty Tyson and Doc Holland call the action from Michigan Stadium.

**Nov. 3, 1917**

Camp Randall Stadium hosts its first game, a 10-7 Badger homecoming victory over Minnesota.

**Nov. 1, 1902**

Wisconsin holds Michigan's famed "Point-a-Minute" team to just six points in a 6-0 loss.

**1896**

Wisconsin wins its first Western Conference (Big Ten) championship.

**Dec. 19, 1896**

Wisconsin plays its first night game, an 18-8 loss to the Carlisle Indians at the Chicago Coliseum.

**Feb. 8, 1896**

The Big Ten Conference is formed with initial member schools including: Chicago, Illinois, Michigan, Minnesota, Northwestern, Purdue and Wisconsin.

**Nov. 15, 1890**

Minnesota defeats the Badgers 63-0 in Minneapolis, starting Division I college football's longest running rivalry. The schools have played 113 games.


**Nov. 1, 1890**

Wisconsin's first football victory is a 106-0 triumph over UW-Whitewater.

**Nov. 23, 1889**


Wisconsin plays its first intercollegiate football game, losing 27-0 to a Calumet Club team in Milwaukee.

# Retired Numbers



## #40 Elroy Hirsch

Elroy Hirsch played only one season (1942) at UW, but he was one of the most beloved sports figures in school history. Hirsch, nicknamed "Crazylegs," rushed for 786 yards for Wisconsin's 8-1-1 team in 1942. He starred for nine years with the L.A. Rams and later served as UW's Director of Athletics (1969-87).



## #35 Alan Ameche

Alan Ameche, the 1954 Heisman Trophy winner, was a three-time All-American and ended his career as the NCAA's all-time rushing leader. He led the Badgers to the 1953 Rose Bowl and rushed for 133 yards in that game. The four-time NFL Pro Bowl pick was inducted into the College Hall of Fame in 1975.



## #83 Allan Shafer

The memory of former quarterback Allan Shafer is continued with the "Living Memorial" Scholarship that is given in his name. Shafer was fatally injured during the 1944 Wisconsin-Iowa game. Shafer is one of two Badgers (Jay Seiler is the other) to die from a football-related injury.



## #80 Dave Schreiner

Dave Schreiner, the two-time All-America end, was named Western Conference Player of the Year in 1942. Schreiner lettered three years at the UW as an end, both on offense and defense. He is a member of the National Football Foundation and W Club Halls of Fame. He was voted to the UW's all-time team in 1969.

## ■ ALL-TIME TEAM

In conjunction with the centennial celebration of college football in 1969, Wisconsin fans selected the school's all-time team. The 11-man unit features 1954 Heisman Trophy winner Alan Ameche, who was voted "All-time Greatest Player."

ALAN AMECHE (1951-54): 1954 Heisman Trophy winner ... set NCAA career rushing mark (3,345)

KEN BOWMAN (1961-63): 10-year NFL career with Packers ... played in East-West Shrine Game

HOWARD "CUB" BUCK (1913-15): Labeled by some as the best lineman of his era ... consensus All-American



PAT HARDER (1941-42): Second pick in NFL draft ... MVP of *Chicago Tribune* College All-Star Game

ELROY "CRAZYLEGS" HIRSCH (1942): Set many receiving records with Rams ... eventually served as Badger A.D.

DAN LANPHEAR (1957-59): Madison native was a 1959 All-American before pro career with Oilers

ARLIE MUCKS, SR. (1914): All-American on gridiron and silver medalist at Olympics (discus)

PAT RICHTER (1960-62): Hall of Fame inductee both on field and in classroom ... former Badger A.D.

DAVE SCHREINER (1940-42): First two-time All-American ... three TD catches in one quarter still a school record


RON VANDER KELEN (1962): Passed for 401 yards vs. No. 1-ranked USC in the 1963 Rose Bowl

ROBERT "RED" WILSON (1946-49): Big Ten MVP in 1949 ... played baseball for the Chicago White Sox, Cleveland Indians and Detroit Tigers

# College Football Hall of Fame

## National Football Foundation College Hall of Fame

These seven former Badgers have received the highest honor the game of football affords. They have been inducted into the National Football Foundation Hall of Fame. They are the greats of the game and their achievements are documented at the College Football Hall of Fame in South Bend, Ind.




Pat O'Dea (elected in 1962), nicknamed "The Kangaroo Kicker," was a two-time All-America fullback and punter between 1896-99. He was also a two-time team captain.




Robert Butler (elected in 1972) was a three-year letterwinner at tackle and won all-league (1912-13) and All-America (1913) laurels.



Pat Harder (elected in 1993), an All-America fullback, was the Big Ten's scoring and rushing champion in 1941.




Dave Schreiner (elected in 1955), the two-time All-America end, was the Western Conference's MVP in 1942.



Pat Richter (elected in 1996) was a two-time All-America end and led the nation in receiving as a junior.



Marty Below (elected in 1988), a rugged right tackle, earned All-America praise as a senior.



Alan Ameche (elected in 1975) was the 1954 Heisman Trophy winner and a multi-year All-American in the classroom and on the field.

# Heisman Trophy Winners

## Ron Dayne

### 1999 HEISMAN TROPHY WINNER


**TB, 5-10, 252, Berlin, N.J. (Overbrook High)**

#### 1999 Season By Game

Team (A.P. Rank)	Att.	Yards	Avg.	TDs	Lg
Murray State	20	135	6.8	3	26
Ball State	31	158	5.1	1	19
at Cincinnati	28	231	8.3	1	29
Michigan (#4)	22	88	4.0	1	34
at Ohio State (#12)	32	161	5.0	4	46
at Minnesota (#25)	25	80	3.2	1	16
Indiana	17	167	9.8	2	69
Michigan State (#11)	34	214	6.3	2	51
at Northwestern	35	162	4.6	2	24
at Purdue (#17)	32	222	6.9	1	41
Iowa	27	216	8.0	1	38
Stanford (#22)	34	200	5.9	1	64

#### Career Rushing Totals

Season	Att.	Yards	Avg.	TDs	Lg
1996 (freshman)	325	2,109	6.5	21	71
1997 (sophomore)	263	1,457	5.5	15	80
1998 (junior)	295	1,525	5.2	15	54
1999 (senior)	337	2,034	6.0	20	69
<b>Totals</b>	<b>1,220</b>	<b>7,125</b>	<b>5.8</b>	<b>71</b>	<b>80</b>



## Alan Ameche

### 1954 HEISMAN TROPHY WINNER

**FB, 6-0, 220, Kenosha, Wis. (Kenosha High)**

#### 1954 Season By Game

Team (A.P. Rank)	Att.	Yards	Avg.	TDs	Lg
Marquette	18	107	5.9	1	47
at Michigan State	17	127	7.5	1	29
Rice (#11)	21	90	4.3	2	19
Purdue (#5)	18	73	4.1	1	26
at Ohio State (#4)	16	42	2.6	0	9
at Iowa	26	117	4.5	1	22
Northwestern	17	59	3.5	1	20
at Illinois	0	0	0.0	0	0
Minnesota (#10)	13	26	2.0	2	4

#### Career Rushing Totals

Season	Att.	Yards	Avg.	TDs	Lg
1951 (freshman)	157	824	5.2	4	64
1952 (sophomore)	233	1,079	4.6	7	43
1953 (junior)	165	801	4.8	5	41
1954 (senior)	146	641	4.4	9	47
<b>Totals</b>	<b>701</b>	<b>3,345</b>	<b>4.8</b>	<b>25</b>	<b>64</b>



# Camp Randall Stadium Facade

# 33 DAYNE

## Dayne and Ameche honored at Camp Randall Stadium

The University of Wisconsin began a tradition in 1999 to honor outstanding achievement in Badger football history. The school has displayed the names of two of its greatest gridiron heroes — Ron Dayne and Alan Ameche — on the facade of the second deck at Camp Randall Stadium.


The tradition began during a special post-game ceremony on Nov. 13, 1999, when the Department of Athletics saluted the accomplishments of Dayne by putting his name on the upper deck facade. It was Dayne's last game in Camp Randall Stadium, a contest in which he became college football's all-time rushing leader.

Ameche became the second Badger honored when his name was added to the facade prior to the Badgers' game vs. Oregon on Sept. 9, 2000. The Kenosha, Wis., native was represented by his widow and son at the ceremony.

Additional names will be added to the facade as warranted.




(pictured from right): Alan Ameche's widow Yvonne, former teammate Jim Hammond, UW Director of Athletics Pat Richter and Ameche's son Brian honor the former Heisman Trophy winner during a pre-game ceremony vs. Oregon in 2000. Ameche's name was added to the facade (joining Ron Dayne) on the second deck at Camp Randall Stadium.



Ron Dayne prepares to address the Camp Randall Stadium crowd after seeing his name and number revealed on the stadium's facade following the Badgers' 41-3 victory over Iowa on Nov. 13, 1999. Dayne became Division I college football's career rushing leader that afternoon.

# Wisconsin's Ron Dayne



Ron Dayne is the most decorated player in Wisconsin football history. He capped his remarkable career by winning the 1999 Heisman Trophy, as well as the Maxwell and Doak Walker Awards. Dayne became Division I football's career rushing leader in his final regular-season contest as a Badger.

HISTORY

Honors, awards and records were never the focus of Ron Dayne's career. "I just tried to do what I could to help the team win," is what the soft-spoken tailback repeated many times throughout his career. Helping the Badgers win may be Dayne's favorite personal legacy, but other witnesses to his career will forever marvel at his on-field accomplishments. Here's a look at some of his achievements:

- college football's most-decorated player after winning the 1999 Heisman Trophy, Maxwell and Doak Walker Awards.
- national player of the year by Associated Press, *Football News*, *The Sporting News* and *Walter Camp*.
- first player in college history to run for more than 7,000 career yards (bowl play included).
- college football's all-time leading rusher with 6,397 yards (no bowls). He bettered the old mark of 6,279 on a 31-yard run in his last game (vs. Iowa).
- three-time bowl game MVP (1996 Copper, 1999 Rose and 2000 Rose).
- first three-time Big Ten rushing champion.
- second nationally in rushing (by only 16 yards) as a senior despite sitting out six full quarters in large-margin wins.
- tied NCAA record for career 200-yard games (bowls not included) when he gained 216 yards vs. Iowa. Dayne, along with Marcus Allen (USC) and Ricky Williams (Texas), had 11 such games.
- Big Ten career leader in rushing and scoring.
- an average of 148.8 yards rushing per game (career) ranks fifth all-time in the NCAA.
- Big Ten offensive P.O.W. four times in 1999 (equaled the conference record).
- only player to lead the Big Ten in three categories (rushing, all-purpose yardage and scoring) during the 1999 season.
- recorded five games of at least 200 yards rushing in 1999, a national-best figure.
- had his name and number unveiled on the facade of Camp Randall Stadium after the Iowa game on Nov. 13, 1999.
- personally outrushed the opposing team 29 times in 43 career starts.
- joined Amos Lawrence (North Carolina), Tony Dorsett (Pitt) and Denvin Manns (New Mexico State) as the only players (at the time) in history to rush for more than 1,000 yards in four consecutive years.
- recorded 2,000-yard seasons as both a freshman and senior (counting bowl games).
- gained just over 50 percent of his career yardage after contact.
- landslide winner in the Heisman Trophy balloting. His 2,042 votes were the 10th-most of all time.
- honored with "Ron Dayne Days" as proclaimed by Governor Tommy Thompson, Madison Mayor Sue Bauman and Milwaukee Mayor John Norquist.

## DAYNE'S CAREER

Year	Att.	Yds.	Avg.	TD
1996	325	2,109	6.5	21
1997	263	1,457	5.5	15
1998	295	1,525	5.2	15
1999	337	2,034	6.0	20
<b>Career</b>	<b>1,220</b>	<b>7,125</b>	<b>5.8</b>	<b>71</b>

### 1999 HONORS

- Heisman Trophy winner
- Maxwell Award winner
- Doak Walker Award winner
- A.P. Player of the Year
- Walter Camp Player of the Year
- *Football News* Player of the Year
- *The Sporting News* Player of the Year
- Big Ten Most Valuable Player
- First-team All-American by Associated Press, Walter Camp, American Football Coaches Association, Football Writers Association, *The Sporting News*, *Football News*, CNN/SI.com and CBS Sportsline

### 1999 HEISMAN TROPHY VOTING

1. Ron Dayne, Wisconsin	2,042
2. Joe Hamilton, Georgia Tech	994
3. Michael Vick, Virginia Tech	319
4. Drew Brees, Purdue	308
5. Chad Pennington, Marshall	247
6. Peter Warrick, Florida State	203
7. Shaun Alexander, Alabama	171
8. Thomas Jones, Virginia	140
9. LaVar Arrington, Penn State	54
10. Tim Rattay, Louisiana Tech	29

### WHAT THEY SAID

#### Barry Alvarez, UW Head Coach:



"Ron really exemplified our program. I don't think there's a player that has ever meant more to a program. He's what our program is all about ... blue-collar, tough, hard-nosed. He doesn't do it the easy way, but he does what you have to do for wins."

#### Brian White, UW Assistant Coach:

"What will stick with me the longest is the smile he gives when talking about his daughter. That's when I knew what a special young man I was coaching. The fact that, at 19 years old, he didn't shirk the responsibility of fatherhood. He embraced it."


#### ABC's Tim Brandt:

(on Dayne's carry when he became college football's career rushing leader): "Open up the record books for Ron Dayne. He is the man of few words and many yards."




Ron Dayne (top) became college football's career rushing leader on this 31-yard carry vs. Iowa in 1999. Dayne (above left) gives his Heisman Trophy acceptance speech. Thousands of Badger fans (above right) hold up commemorative #33 towels during Dayne's last home game.


# Major Awards



Ron Dayne won nearly every major award for outstanding player in 1999, including the Doak Walker Award (above).



Jamar Fletcher poses with the Jim Thorpe Award, emblematic of the NCAA's best defensive back.



Kevin Stemke won the inaugural Ray Guy Award, given to the nation's top punter.

## Heisman Trophy

*Outstanding player in the U.S.*

Alan Ameche, 1954	winner
Ron Dayne, 1999	winner

## Maxwell Award

*Outstanding college player*

Ron Dayne, 1999	winner
-----------------	--------

## Walter Camp Award

*Outstanding college player*

Alan Ameche, 1953	winner
Ron Dayne, 1999	winner

## Doak Walker Award

*Nation's best running back*

Ron Dayne, 1998	finalist
Ron Dayne, 1999	winner
Anthony Davis, 2001	semi-finalist

## Rimington Trophy

*Nation's top center*

Al Johnson, 2002	finalist
------------------	----------

## Outland Trophy

*Outstanding interior lineman*

Aaron Gibson, 1998	finalist
Chris McIntosh, 1999	finalist

## Rotary/Lombardi Award

*Outstanding college lineman*

Aaron Gibson, 1998	finalist
Wendell Bryant, 2000	semi-finalist
Wendell Bryant, 2001	semi-finalist

## Biletnikoff Award

*Nation's top Receiver*

Lee Evans, 2001	finalist
-----------------	----------

## Ray Guy Award

*Nation's best collegiate punter*

Kevin Stemke, 2000	winner
--------------------	--------

## Lou Groza Award

*Nation's top college placekicker*

Matt Davenport, 1998	semi-finalist
Vitaly Pisetsky, 1999	finalist

## Jim Thorpe Award

*Nation's best defensive back*

Troy Vincent, 1991	semi-finalist
Jamar Fletcher, 2000	winner

## Mosi Tatupu Award

*Nation's top special teams player*

Vitaly Pisetsky, 1999	finalist
Nick Davis, 1999	semi-finalist
Nick Davis, 2001	finalist

## Football News Player of the Year

Tom Burke, 1998	semi-finalist
Ron Dayne, 1998	semi-finalist
Ron Dayne, 1999	winner
Michael Bennett, 2000	semi-finalist
Wendell Bryant, 2001	semi-finalist
Lee Evans, 2001	semi-finalist

## The Sporting News Player of the Year

Ron Dayne, 1999	winner
-----------------	--------

## Associated Press Player of the Year

Ron Dayne, 1999	winner
-----------------	--------

## Bobby Dodd Foundation National Coach of the Year

Barry Alvarez, 1993	winner
Barry Alvarez, 1999	semi-finalist

## AFCA Coach of the Year

Barry Alvarez, 1993	winner
Barry Alvarez, 1998	semi-finalist
Barry Alvarez, 1999	semi-finalist

## Columbus Touchdown Club Player of the Year

Brent Moss, 1993 (top running back)  
 Ron Dayne, 1999 (top running back)  
 Chris McIntosh, 1999 (top lineman)  
 Jamar Fletcher, 2000 (top cornerback)  
 Anthony Davis, 2001 (top freshman)

## HEISMAN TROPHY

The Heisman Trophy is presented by the Downtown Athletic Club of New York to the outstanding college football player in the U.S. These are Wisconsin's top 10 finishers:

1938	Howard Weiss, 6th
1942	Dave Schreiner, 10th
1953	Alan Ameche, 6th
1954	Alan Ameche, winner
1959	Dale Hackbart, 7th
1962	Pat Richter, 6th
1962	Ron Vander Kelen, 9th
1999	Ron Dayne, winner

# Major Awards

## ■ BIG TEN HONORS

### The Silver Football

(Big Ten Most Valuable Player)

Howard Weiss, 1938

Dave Schreiner, 1942

Robert Wilson, 1949

Alan Ameche, 1954

Ron Vander Kelen, 1962

Brent Moss, 1993

Ron Dayne, 1999

### Big Ten Coach of the Year

Barry Alvarez, 1993

Barry Alvarez, 1998

### Big Ten Player of the Year

Troy Vincent, 1991 (co-def.)

Brent Moss, 1993 (off.)

Tom Burke, 1998 (def.)

Ron Dayne, 1999 (off.)

Jamar Fletcher, 2000 (def.)

### Big Ten Lineman of the Year

Jeff Dellenbach, 1984 (off.)

Tom Burke, 1998 (def.)

Chris McIntosh, 1999 (off.)

Wendell Bryant, 2000 (co-def.)

Wendell Bryant, 2001 (def.)


### Big Ten Rookie of the Year

Tony Lowery, 1987


Ron Dayne, 1996

Brooks Bollinger, 1999

Anthony Davis, 2001



ESPN's Ron Jaworski presents Ron Dayne with the 1999 Maxwell Award at the Home Depot/ESPN College Football Awards Show in Orlando.




Tackle Aaron Gibson was a finalist for the 1998 Lombardi Award.




Vitaly Pisetsky (second from right) was one of three players invited to the '99 Lou Groza Award festivities.



Jamar Fletcher was the Big Ten's Defensive Player of the Year in 2000.



Barry Alvarez (left) was national coach of the year by the Bobby Dodd Foundation and the AFCA in 1993. Brooks Bollinger (right) was the 1999 Big Ten Freshman of the Year.



# First-Team All-Americans



**Robert "Butts" Butler  
Tackle, 1912**

Was a consensus All-American...named first-team All-Big Ten in both 1912 and 1913...played on the 1912 team which was

undefeated and won the Big Ten championship (the 1912 defensive unit registered four shutouts and allowed only 29 points)...went on to play professionally with the Canton Bulldogs...in 1972, was inducted into the College Football Hall of Fame



**Ray "Tubby" Keeler  
Guard, 1913**

Consensus All-American...first-team All-Big Ten in 1912 and 1913



**Arlie Mucks  
Guard, 1914**

Was also a track star at the UW...undefeated in college career in the discus and shot put...competed in the 1912 Olympic Games in Stockholm, Sweden

and placed second in the discus...became a Big Ten football official following his playing days



**Howard "Cub" Buck  
Tackle, 1915**

Was a consensus All-American...captain of the 1915 Badger team...named first-team All-Big Ten in both 1914 and

1915...played for the Canton Bulldogs from 1915-19 and the Green Bay Packers from 1921-25...member of the Green Bay Packers' Hall of Fame...was the head coach at Lawrence College in 1924-25 and at the University of Miami from 1926-28



**Paul Meyers  
End, 1919**

Consensus all-American...first-team All-Big Ten in 1916 and 1919



**George Bunge  
Center, 1920**

A two-time All-American at center, he earned first-team honors in 1920



**Frank Weston  
End, 1920**

First-team All-Big Ten in 1919 and 1920...captain of 1920 squad which went 6-1...also played basketball for the Badgers...served on the Wisconsin Athletic

Board from 1948-63



**Ralph Scott  
Tackle, 1920**

Consensus All-American...played for Chicago Bears, 1921-25



**Marty Below  
Tackle, 1923**

Consensus All-American...Badger captain in 1923...first-team All-Big Ten in 1922 and 1923...Red Grange called him "the greatest lineman I ever played

against"...elected in 1988 to the College Football Hall of Fame



**Milo Lubratovich  
Tackle, 1930**

Consensus All-American...was named first-team All-Big Ten in 1930...missed the 1929 season with a broken leg...played in the 1930 East-West Shrine

Game...played with the Brooklyn Dodgers from 1931-35



**Howard Weiss  
Fullback, 1938**

Given the "Silver Football" for being the Big Ten MVP in 1938...Badger co-captain...first-team All-Big Ten in 1938...also played linebacker for

UW...played professionally for the Detroit Lions from 1939-40



**Dave Schreiner  
End, 1941-42**

Was a consensus All-American in 1942...also in 1942, was awarded the "Silver Football" as Big Ten MVP...named first-team All-Big Ten in 1941 and 1942...Badger

captain in 1942...first Badger ever to catch three touchdowns in one quarter in a win over Marquette in 1942...his number 80 was retired by the university...was inducted into the College Football Hall of Fame in 1955...was killed in 1945 in World War II



**Pat Harder  
Fullback, 1942**

Was the Big Ten's scoring and rushing champion in 1941...named first-team All-Big Ten in 1941 and 1942...was MVP of the 1943

College All-Star Game, scoring two touchdowns in the game...was inducted into the College Football Hall of Fame in 1993...drafted second overall by the Chicago Cardinals in 1944, the highest UW draft pick in history...went on to a very successful NFL career with the Cardinals from 1946-50 and the Detroit Lions from 1951-53...led the NFL in scoring in 1947 and 1948, and was the co-leader in 1949...finished

career with 33 TDs and 3,016 yards rushing...member of the Lions' 1952 NFL championship team...a 1953 Pro Bowler...after playing days, became an NFL referee



**Earl Girard  
Quarterback,  
1944**

A versatile player, with the ability to run and pass, while also a punter and a safety on defense...was only 17 years old in the 1944

season...set a Big Ten and NCAA record with two punt return touchdowns in a game against Iowa in 1947...drafted in 1948 in the first round by the Green Bay Packers...played for the Packers from 1948-51, the Detroit Lions from 1952-56 and the Pittsburgh Steelers in 1957



**Ed Withers  
Defensive Back,  
1950-51**

Had eight career interceptions for the Badgers...All-Big Ten defensive back in 1951...in a 1950 game at Iowa, he intercepted

three passes for 103 yards returned



**Hal Faverty  
Defensive End,  
1951**

Starred on the top defensive unit in the country in 1951...was a defensive specialist and one of the top linebackers in the

nation...twice was named United Press Lineman of the Week...earned all-conference honors as a senior in 1951...played in the 1951 East-West Shrine Game...played professionally for the Green Bay Packers in 1952



**Pat O'Donahue  
End, 1951**

Member of the famed "Hard Rocks" defensive unit, which was the best in the nation in 1951, setting school records for least points, rushing yards and total

yards allowed per game...was an All-Big Ten defensive end in 1951...played in the 1951 Blue-Gray Game and was a member of the 1952 College All-Star team...played for the San Francisco 49ers in 1952 and the Green Bay Packers in 1955



**Dave Suminski  
Tackle, 1952**

Played offensive and defensive tackle for the Badgers...blocked for standout running back Alan Ameche, who led the Big Ten in rushing in 1951...member of

the 1952 Big Ten Championship team...played for the Washington Redskins in 1953...became an all-pro in the CFL from 1957-59, playing for the Hamilton Tiger Cats



**Don Voss  
End, 1952**

Member of famed "Hard Rocks", top-defensive unit in the country in 1951, allowing only 6.6 points per game, 66.8 rushing yards a game, 154.8

total yards per game...played in the 1952 Rose Bowl...member of 1952 Big Ten Championship team...was also a track All-American in 1952...could not play professionally due to a career-ending knee injury



**Alan Ameche  
Fullback, 1952-53-54**

Wisconsin's first Heisman Trophy winner in 1954...was a consensus All-American in 1954...named the Big Ten MVP in

1954...won the Walter Camp Award in 1953 as outstanding college player of the year...led the Badgers to the 1953 Rose Bowl and rushed for 133 yards in the game...was the Big Ten rushing champion in 1951 and 1952...had the first 1,000 yard season by a Badger in 1952 as a sophomore... named first-team All-Big Ten in 1952, 1953, and 1954...set the NCAA career rushing mark of 3,345 yards...inducted into the College Football Hall of Fame in 1975...was the second overall pick in the 1955 draft by the Baltimore Colts, which is tied for the highest UW player selected...played for the Colts from 1955-60...participated in four NFL Pro Bowls...scored the winning touchdown in the Colts 23-17 overtime win over the Giants in the 1958 NFL title game



**Dan Lanphear  
Tackle, 1959**

Played left tackle for the UW...played for the Houston Oilers in 1960 and 1962...his father, George, was a star lineman for the Badgers in the

1930s...named first-team All-Big Ten in 1959



**Pat Richter  
End, 1961-62**

Was a consensus All-American in 1962...led the nation in receiving as a junior in 1961... was a captain in 1962...led team in receiving from 1960-62

and the Big Ten in receiving in 1961 and 1962...named first-team All-Big Ten in 1961 and 1962...led the Badgers with 163 yards and 11 receptions in the 1963 Rose Bowl...also lettered in basketball and baseball at the UW...played for the Washington Redskins from 1963-70 after being a first-round draft selection in 1963



**Dennis Lick  
Tackle,  
1974-75**

A consensus All-American in 1975...was first-team All-Big Ten in 1974 and 1975...played in the 1976 Hula Bowl, 1975 East-West Shrine

Game and 1976 Japan Bowl...drafted eighth overall in 1976 by the Chicago Bears...played for the Bears from 1976-81



**Ray Snell  
Tackle, 1979**

Badger captain in 1979...first-team All-Big Ten in 1979... played in the 1979 Senior Bowl All-Star Game and the Hula Bowl in 1980...selected in the

first round of the NFL draft by the Tampa Bay Buccaneers in 1980...played for the Buccaneers from 1980-83 and the Pittsburgh Steelers from 1984-85



**Matt VandenBoom  
Defensive Back,  
1981**

Named first-team All-Big Ten in 1981-82... Badger captain in 1982...member of the UW team that won the

1982 Independence Bowl, 14-3 over Kansas State (had an interception in the game)...in 1981 was the Big Ten co-leader with six interceptions...had three interceptions in 1981 season opener, a 21-14 win over top-ranked Michigan



**Tim Krumrie  
Nose Guard,  
1981-82**

Consensus All-American in 1981...named first-team All-Big Ten in 1980, 1981 and 1982... was a captain of the


1982 Badgers...holds the school records for most solo tackles in a career with 276 and most career tackles by a defensive lineman with 444...started all 46 games in his Badger career...was named the defensive MVP of the 1982 Independence Bowl win over Kansas State (UW defense allowed KSU only three points and two yards per carry)...named the national "Player of the Week" by the Associated Press as the Badgers upset No. 1 rated Michigan 21-14 to open 1981 season...also a member of the UW wrestling team (placed fifth in the Big Ten in 1980)...played professionally for the Cincinnati Bengals from 1983-94...took part in the 1988 and 1989 Pro Bowls



**Richard Johnson  
Defensive Back,  
1984**

First-team All-Big Ten in 1984...had a school-record six blocked kicks in 1984, giving him nine in his career...also in 1984, had seven

passes defended, four tackles-for-loss, and three interceptions...drafted 11th overall by the Houston Oilers in 1985 and played for them from 1985-92



**Paul Gruber  
Tackle, 1987**

A captain in 1987...named first-team All-Big Ten after the 1987 season...drafted fourth overall by the Tampa Bay Buccaneers in 1988...had a success-

ful career with the Buccaneers from 1988-99, playing in three Pro Bowls (1989, 1990 and 1992)



**Troy Vincent  
Defensive Back,  
1991**

Was first-team All-Big Ten in 1991 and was also named the Big Ten co-Defensive Player of the Year...a 1991


Badger captain...semi-finalist for the Thorpe Award given to the top defensive back in the nation...drafted seventh overall in 1992 by the Miami Dolphins...played for the Dolphins from 1992-95 and for the Philadelphia Eagles from 1996-03...five-time Pro Bowl selection (2000, '01, '02, '03, '04) ... was named NFL Man of the Year for the 2002 season



**Cory Raymer  
Center, 1994**

Consensus All-American...first-team All-Big Ten in 1993 and 1994...was center during the Badgers' 1993 Big Ten Championship and 1994 Rose Bowl

win in which UW amassed 250 rushing yards per game...has played for Washington and San Diego



**Tarek Saleh  
Defensive End,  
1996**

A Badger captain in 1996...first-team All-Big Ten in 1995 and 1996...holds the school record with 58 career

tackles-for-loss...was the 1996 Copper Bowl Defensive MVP with six tackles, one pass defended and a blocked field goal...played in the NFL for the Carolina Panthers and Cleveland Browns



**Ron Dayne  
Running Back,  
1997-98-99**

1999 Heisman Trophy winner...a consensus All-American in 1999...holds NCAA record with 6,397 rushing yards...was given


the Maxwell Award, Walter Camp Award and Doak Walker Award following the 1999 season...given player of the year honors by both the Associated Press and *The Sporting News*...1999 Big Ten MVP...first-team All-Big Ten in 1996, 1998 and 1999...averaged 169.5 yards a game in the 1999 season...a Badger captain in 1999...member of two Big Ten championship teams (1998 and 1999)...was the MVP in both the 1999 and 2000 Rose Bowl games (amassed 446 yards and five touchdowns in those two Badger victories)...1996 Copper Bowl MVP...Big Ten Rookie of the Year in 1996...drafted 11th overall by the New York Giants in 2000 and still plays there...member of the Giants' team that went to Super Bowl XXXV



**Aaron Gibson  
Tackle, 1998**

Consensus All-American...finalist for both the Lombardi Award and Outland Trophy following the 1998 season...first-team All-Big Ten in

1998...member of Badgers' 1998 Big Ten Championship team that won the 1999 Rose Bowl...drafted in the first round by the Detroit Lions in 1999...has played for Detroit, Dallas and Chicago



**Tom Burke  
Defensive End,  
1998**

Consensus All-American in 1998...led the nation in 1998 with 22 sacks...was the Big Ten Defensive Player of the Year, with


school-record 22 sacks and 31 tackles-for-loss...first-team All-Big Ten in 1998... member of Badgers' 1998 Big Ten championship team that won the 1999 Rose Bowl...played for the Arizona Cardinals



### **Jamar Fletcher Defensive Back, 1999-2000**

Consensus All-American in 2000...2000 Jim Thorpe Award winner, given to the best defensive back in the nation...Big Ten

Defensive Player of the Year in 2000...in a 2000 game against Oregon, had career-best three interceptions, including the game-clincher...first-team All-Big Ten in 1999 and 2000...had a Big Ten record five interception returns for touchdowns in his three-year career, including one in the 1999 Rose Bowl...his 21 career interceptions are school record...led the nation in 1998 with seven interceptions...starter on UW's 1998 and 1999 Big Ten championship teams...has played for the Miami Dolphins and San Diego Chargers



### **Chris McIntosh Tackle, 1999**

Consensus All-American...finalist for the Outland Trophy, given to the nation's outstanding interior lineman...a 1999

Badger captain...first-


team All-Big Ten in 1999...part of offensive line that helped lead the 1999 Badgers to school-record 3,305 rushing yards...drafted 22nd overall by the Seattle Seahawks in 2000



### **Kevin Stemke Punter, 2000**

Ray Guy Award winner in 2000, given to the nation's top punter...in 2000 he averaged school-record 44.5 yards per punt...led the Big Ten in punting in

1998 and 2000...earned first-team All-Big Ten honors in 1998 and 2000...holds UW career records in punting average with 43.5 yards per kick and 10,660 punting yards



### **Wendell Bryant Defensive Tackle, 2001**

Two-time Big Ten defensive lineman of the year in 2000 and 2001...a Badger captain in 2001...2000 and 2001 Lombardi Award

semi-finalist...ranks fifth in UW history

with 24 sacks...led the Badgers with eight sacks in the 2001 season...in a 2001 game at Penn State, he had five sacks for 32 yards lost...in the 1999 Rose Bowl, he sacked UCLA quarterback Cade McNown to clinch a Badger victory...now plays for Arizona Cardinals



### **Lee Evans Wide Receiver, 2001**

One of three finalists for the 2001 Biletnikoff Award, given to the nation's top wide receiver...broke the Big Ten record for most


receiving yards in a season with 1,545...averaged 128.8 yards per game in 2001, ranking him fourth nationally...his 2001 receiving yardage total was the 15th-highest in NCAA history...in only three years, eclipsed the UW record with 2,255 career receiving yards...in 2001, he set school single-season records for receptions (75), touchdown receptions with nine (tied the record) and 100-yard receiving games (eight)...first Badger to lead the Big Ten in receiving since 1963...2004 first-round draft choice of the Buffalo Bills ... No. 2 on all-time Big Ten receiving yardage list and UW career record-holder for receptions, receiving yards and receiving TDs



### **Jim Leonhard Defensive Back, 2002-03**

First-team All-American according to CNN/SI.com (2002) and ESPN.com (2003) ... two-time first-team All-Big Ten ... named

team's special teams player of the year twice ... led nation with Big Ten record-tying 11 interceptions (0.79 per game) in 2002 and led Big Ten in interceptions in 2003 ... led Big Ten (and ranked 10th nationally) with school record-tying 25 pass breakups in 2002 ... broke school punt return yardage record in both 2002 and 2003 ... a 2003 CoSIDA second-team Academic All-American and two-time Academic All-Big Ten selection



Tom Burke was the nation's leader in quarterback sacks en route to earning consensus All-America honors at defensive end in 1998.

## **■ CONSENSUS ALL-AMERICANS**

Current teams used in designating consensus All-Americans are: Associated Press, American Football Coaches Association, the Football Writers Association of America, Walter Camp Foundation, *Football News* and *The Sporting News*. In previous years, different combinations of agencies and magazines have been used to select consensus All-Americans.

1912	Robert "Butts" Butler, T
1913	Ray "Tubby" Keeler, G
1915	Howard "Cub" Buck, T
1919	Charles Carpenter, C
1920	Ralph Scott, T
1923	Marty Below, T
1930	Milo Lubratovich, T
1942	Dave Schreiner, E
1954	Alan Ameche, FB
1959	Dan Lanphear, T
1962	Pat Richter, E
1975	Dennis Lick, T
1981	Tim Krumrie, DL
1994	Cory Raymer, C
1998	Aaron Gibson, T
	Tom Burke, DE
1999	Ron Dayne, TB
	Chris McIntosh, T
2000	Jamar Fletcher, CB

# All-Americans

This list includes all Badgers who made first-, second- or third-team All-America squads. The legend below includes abbreviations for the selecting organizations.

AAB — All-American Board; ABC — ABC Sports Online; AFCA — American Football Coaches Association; A-P — All-Players; AP — Associated Press; A-S — All-Sports; AW — Athletic World; C — Collier's (picked by WC); CFN — Collegefootballnews.com; CNN/SI — Cable News Network/Sports Illustrated; CP — Consolidated Press; C.P. — Central Press; CPN — College & Pro Football Newsweekly; CS — College Sports; CW — Caspar Whitney; ESPN — espn.com; FM — Frank Menke; F-M — Fox-Movietone; FN — Football News; FW — Football World; FWA — Football Writers' Association; GR — Gridiron Record; G-R — Grantland Rice; H — Hearst; INS — International News Service; L — Look; NEA — Newspaper Enterprise Association; NANA — North American Newspaper Alliance; R — Rivals.com; S-H — Scripps-Howard; TSN — The Sporting News; UP — United Press; UPI — United Press International; WC — Walter Camp; WE — Walter Eckersall

- 1898: Pat O'Dea, FB (C 2nd; CW 2nd)
- 1899: Pat O'Dea, FB (C 3rd)
- 1901: Art Curtis, T (CW 2nd); Norsky Larson, HB (CW 2nd)
- 1902: Arne Lerum, G (C 3rd)
- 1903: Wilson Berthke, G (C 3rd)
- 1905: Wilson Berthke, G (C 3rd); Albion Findlay, HB (C 3rd)
- 1908: John Messmer, G (C 2nd)
- 1910: Jimmy Dean, E (C 3rd)
- 1911: Al Buser, T (C 3rd)
- 1912: Robert Butler, T (C 1st); Joe Hoeffel, E (C 2nd)
- 1913: Robert Butler, T (C 2nd); Ray Keeler, G (INS/FM 1st)
- 1914: Howard Buck, T (WE 2nd); Arlie Mucks, G (INS/FM 1st); Ray Keeler, G (INS/FM 2nd)
- 1915: Howard Buck, T (NEA 1st; WE 1st; INS/FM 1st; C 2nd)
- 1916: Charles Carpenter, C (WE 3rd); Paul Meyers, E (WE 3rd); Howard Hancock, G (FM 2nd)
- 1917: W.M. Kelley, E (C 3rd)
- 1919: Frank Weston, E (C 2nd); Paul Meyers, E (WE 1st); Charles Carpenter, C (FM 1st)
- 1920: Frank Weston, E (FM 1st; WE 2nd; CP 2nd; INS 3rd); Ralph Scott, T (C 1st); George Bunge, C (CP 1st)
- 1921: George Bunge, C (INS 3rd); Alvah Elliott, B (WE 2nd; INS 3rd); R.H. Brumm, T (CP 2nd); Jimmy Brader, T (FW 3rd)
- 1922: Marty Below, T (WE 2nd; C 3rd); Gus Tebell, E (WE 3rd); Rollie Williams, B (WE 3rd)
- 1923: Marty Below, T (INS 1st; AW 1st; WE 1st; CP 2nd); Adolph Bieberstein, G (WE 3rd); Merrill Taft, FB (CP 2nd)
- 1924: Adolph Bieberstein, G (A-S 3rd)
- 1925: R.J. Stipek, G (CP 2nd; C 3rd); Doyle Harmon, HB (WE 3rd)
- 1928: Rube Wagner, T (WE 3rd; NANA 3rd)
- 1930: Milo Lubratovich, T (NEA 1st; UP 1st; H 1st; C.P. 1st; NANA 2nd; INS 2nd; N.Y. Sun 2nd; CP 2nd; AP 3rd; S-H 3rd)
- 1931: Greg Kabat, G (AP 3rd; C.P. 3rd)
- 1932: Mario Pacetti, T (INS 3rd); Greg Kabat, G (H 3rd)
- 1938: Howard Weiss, FB (INS 1st; UP 2nd; H 2nd; N.Y. Sun 2nd; NEA 2nd; AP 3rd; World-Telegram 3rd)
- 1940: George Paskvan, FB (AP 2nd; A-P 3rd)
- 1941: Dave Schreiner, E (AP 1st; A-P 2nd; N.Y. Sun 2nd; H 2nd)
- 1942: Dave Schreiner, E (UP 1st; TSN 1st; INS 1st; AP 1st; NEA 1st; N.Y. News 1st; C.P. 1st; C 1st; A-P 1st; G-R 1st; H 1st; AAB 1st; N.Y. Sun 1st; L 1st); Pat Harder, FB (AAB 1st; UP 2nd; TSN 2nd; INS 2nd; NEA 2nd; N.Y. Sun 2nd; AP 3rd); Elroy Hirsch, B (L 3rd)

- 1944: Earl Girard, QB (L 1st)
- 1949: Robert Wilson, C (C.P. 2nd; AP 3rd; G-R 3rd; A-P 3rd)
- 1950: Ed Withers, DB (L 1st)
- 1951: Hal Faverty, DE (INS 1st; GR 2nd; A-P 2nd); Pat O'Donahue, E (AP 1st; NEA 1st; L 1st); Deral Teteak, LB (A-P 2nd); Ed Withers, DB (GR 1st)
- 1952: Dave Suminski, T (AP 1st); Don Voss, E (L 1st); Alan Ameche, FB (M-N 1st; GR 1st; Athletic Publications 1st)
- 1953: Alan Ameche, FB (L 1st; FWA 1st; NEA 1st; Paramount News 1st; GR 1st; UP 2nd; INS 2nd; AP 3rd; A-P 2nd)
- 1954: Alan Ameche, FB (AP 1st; UP 1st; L 1st; FWA 1st; C 1st; NEA 1st; TSN 1st; WC 1st; INS 1st; Paramount News 1st; AP 1st; AAB 1st; C.P. 1st; Boston Amer. 1st; Athletic Publications 1st; N.Y. Metro Newspapers 1st; Pitts Smith News 1st; GR 1st; Jet 1st)
- 1959: Dan Lanphear, T (AP 1st; UP 1st; NEA 1st; TSN 1st; L 1st; AFCA 1st)
- 1961: Pat Richter, E (UPI 1st; ABC 1st)
- 1962: Pat Richter, E (AP 1st; UPI 1st; N.Y. Daily News 1st; TSN 1st; AFCA 1st; FWA 1st; CBS 1st; F-M 1st; Boston Record 1st)
- 1968: Ken Criter, LB (AP 3rd)
- 1974: Billy Marek, RB (AP 2nd; UPI 2nd); Dennis Lick, T (FN 1st)
- 1975: Dennis Lick, T (UPI 1st; AFCA 1st; NEA 1st; TSN 1st; Time 1st; WC 1st)
- 1979: Ray Snell, T (TSN 1st; UPI 2nd)
- 1981: Tim Krumrie, NG (AP 1st; UPI 1st; WC 1st; FN 1st; NEA 2nd); Matt VandenBoom, DB (UPI 1st)
- 1982: Tim Krumrie, NG (WC 1st)
- 1984: Richard Johnson, DB (FWA 1st; TSN 2nd); Jeff Dellenbach, T (AP 3rd); Al Toon, E (FN 3rd)
- 1987: Paul Gruber, T (TSN 1st; UPI 2nd)
- 1991: Troy Vincent, DB (FN 1st; TSN 1st; UPI 1st; FWA 1st; AP 2nd)
- 1993: Brent Moss, TB (AP 2nd; UPI 2nd; CPN 2nd); Joe Panos, T (AP 2nd); Lamark Shackerford, NG (UPI 2nd; AP 3rd)
- 1994: Cory Raymer, C (AP 1st; UPI 1st; AFCA 1st; WC 1st; FN 1st; CS 1st; TSN 1st)
- 1995: Tarek Saleh, DE (FN 2nd)
- 1996: Tarek Saleh, DE (FN 1st); Ron Dayne, TB (AP 3rd); Jerry Wunsch, T (AP 3rd; FN 2nd)
- 1997: Ron Dayne, TB (FN 1st)
- 1998: Tom Burke, DE (WC 1st; FWA 1st; AFCA 1st; AP 1st; FN 1st; TSN 1st); Ron Dayne, TB (WC 1st); Aaron Gibson, T (WC 1st; FWA 1st; AFCA 1st; AP 1st; FN 1st; TSN 2nd)
- 1999: Nick Davis, WR (TSN 3rd); Ron Dayne, TB (WC 1st; AFCA 1st; FWA 1st; FN 1st; TSN 1st; CNN/SI 1st; CBS Sportsline 1st); Jamar Fletcher, CB (FN 1st; TSN 1st; CNN/SI 1st; CBS Sportsline 2nd; WC 2nd); Chris McIntosh, LT (WC 1st; AFCA 1st; FWA 1st; FN 1st; TSN 1st; CNN/SI 1st; CBS Sportsline 1st); Casey Rabach, C (CBS Sportsline 2nd)
- 2000: Jamar Fletcher, DB (AFCA 1st; WC 1st; FN 1st; FWA 1st; AP 1st; R 1st; CNN/SI 1st; TSN 2nd); Casey Rabach, C/RG (WC 2nd; AP 2nd); Kevin Stemke, P (CNN/SI 1st; AP 2nd; TSN 2nd; FN 2nd)
- 2001: Wendell Bryant, DT (AFCA 1st; FN 1st; ABC 1st; CNN/SI 1st; CFN 1st; AP 2nd, TSN 2nd); Lee Evans, WR (FN 1st; ABC 1st; CFN 1st; AP 2nd, TSN 2nd)
- 2002: Al Johnson, C (TSN 3rd); Jim Leonhard, DB (CNN/SI 1st; WC 2nd; AP 3rd)
- 2003: Jim Leonhard, DB (ESPN 1st); Lee Evans, WR (CFN 2nd)

# First-team All-Big Ten

1906 Ewald Stiehm, center  
 1907 John Messmer, guard  
 1908 John Messmer, guard  
 Harlan Rogers, end  
 Oscar Ostoff, tackle  
 Jack Wilce, fullback  
 1909 James Dean, end  
 Bill Mackmiller, guard  
 1910 James Dean, end  
 1911 R.E. Branstad, tackle  
 A.L. Buser, tackle  
 Ed Hoeffel, end  
 John Moll, quarterback  
 H.S. Ofstie, end  
 Al Tandberg, fullback  
 1912 Robert Butler, tackle  
 Max Gelein, guard  
 Edmund Gillette, quarterback  
 Ed Hoeffel, end  
 Ray Keeler, guard  
 H.S. Ofstie, end  
 Edward Samp, tackle  
 Al Tandberg, fullback  
 John VanRiper, halfback  
 1913 Robert Butler, tackle  
 Ray Keeler, guard  
 1914 Howard Buck, tackle  
 1915 Dow Beyers, halfback  
 Howard Buck, tackle  
 1916 Paul Meyers, end  
 1917 W.M. Kelly, end  
 Eber Simpson, quarterback  
 1919 Paul Meyers, end  
 1920 Frank Weston, end  
 1921 Alvah Elliott, halfback  
 1922 Marty Below, tackle  
 Gustaf Tebell, end  
 Rollie Williams, quarterback  
 1923 Marty Below, tackle  
 Merrill Taft, fullback  
 1925 Doyle Hamilton, halfback  
 1927 Ed Crofoot, halfback  
 1928 Rube Wagner, tackle  
 1929 John Parks, guard  
 1930 Greg Kabat, guard  
 Milo Lubratovich, tackle  
 1931 Greg Kabat, guard  
 1932 Greg Kabat, guard  
 1938 Jack Murray, center  
 Howard Weiss, fullback  
 1939 George Paskvan, fullback  
 1940 George Paskvan, fullback  
 1941 Pat Harder, fullback  
 Dave Schreiner, end  
 1942 Pat Harder, fullback  
 Elroy Hirsch, halfback  
 Fred Negus, center  
 Dave Schreiner, end  
 1945 Clarence Esser, tackle  
 1947 Bob Wilson, center/end  
 1949 Bob Wilson, center/end  
 1951 John Coatta, quarterback  
 1952 Alan Ameche, fullback  
 Bob Kennedy, guard  
 George O'Brien, guard

Dave Suminski, tackle  
 1953 Alan Ameche, fullback  
 1954 Alan Ameche, fullback  
 Gary Messner, guard  
 1958 Jerry Stalcup, guard  
 Dick Teteak, center  
 1959 Dale Hackbart, quarterback  
 Dan Lanphear, tackle  
 Jerry Stalcup, guard  
 1961 Pat Richter, end  
 1962 Pat Richter, end  
 Ron Vander Kelen, quarterback  
 1963 Louis Holland, halfback  
 1966 Bob Richter, linebacker  
 1967 Ken Criter, linebacker  
 Tom Domres, tackle  
 1968 Ken Criter, linebacker  
 1970 Bill Gregory, defensive end  
 Chuck Winfrey, linebacker  
 1971 Rufus Ferguson, running back  
 Larry Mialik, tight end  
 1972 Rufus Ferguson, running back  
 Dave Lokanc, linebacker  
 1973 Billy Marek, running back  
 Mike Webster, center  
 1974 Dennis Lick, tackle  
 Billy Marek, running back  
 Jack Novak, end  
 1975 Dennis Lick, tackle  
 Billy Marek, running back  
 Terry Stieve, tackle  
 1977 Dennis Stejskal, defensive end  
 1979 Dave Mohapp, fullback  
 Ray Snell, tackle  
 1980 Tim Krumrie, noseguard  
 1981 Dave Greenwood, defensive back  
 Tim Krumrie, noseguard  
 Dave Mohapp, fullback  
 Darryl Sims, defensive tackle  
 Matt VandenBoom, defensive back  
 1982 Dave Greenwood, defensive back  
 Tim Krumrie, noseguard  
 Darryl Sims, defensive tackle  
 Matt VandenBoom, defensive back



Brent Moss  
was the Big  
Ten MVP in  
1993.

Bob Winckler, tackle  
 1983 Jim Melka, linebacker  
 Al Toon, wide receiver  
 1984 Jeff Dellenbach, tackle  
 Richard Johnson, defensive back  
 Darryl Sims, defensive tackle  
 Al Toon, wide receiver  
 1985 Bob Landsee, guard  
 1986 Nate Odomes, defensive back  
 Michael Reid, linebacker  
 1987 Paul Gruber, tackle  
 1990 Don Davey, defensive tackle  
 1991 Troy Vincent, cornerback  
 1992 Chuck Belin, guard  
 Gary Casper, linebacker  
 Lamark Shackerford, noseguard  
 Rich Thompson, kicker  
 1993 Darrell Bevell, quarterback  
 Jeff Messenger, safety  
 Brent Moss, running back  
 Joe Panos, tackle  
 Cory Raymer, center  
 Michael Roan, tight end  
 Joe Rudolph, guard  
 Lamark Shackerford, noseguard  
 1994 Jeff Messenger, safety  
 Cory Raymer, center  
 Joe Rudolph, guard  
 Mike Thompson, defensive tackle  
 Mike Verstegen, tackle  
 1995 Tarek Saleh, defensive end  
 1996 Ron Dayne, running back  
 Pete Monty, linebacker  
 Tarek Saleh, defensive end  
 Jamie Vanderveldt, guard  
 1997 Matt Davenport, kicker  
 1998 Tom Burke, defensive end  
 Matt Davenport, kicker  
 Ron Dayne, running back  
 Jamar Fletcher, cornerback  
 Aaron Gibson, tackle  
 Kevin Stemke, punter  
 1999 Wendell Bryant, defensive tackle  
 Ron Dayne, running back  
 Bill Ferrario, guard  
 Jamar Fletcher, cornerback  
 Chris McIntosh, tackle  
 Vitaly Pisetsky, kicker  
 Casey Rabach, center  
 2000 Wendell Bryant, defensive tackle  
 Jamar Fletcher, cornerback  
 Nick Greisen, linebacker  
 Casey Rabach, guard  
 Kevin Stemke, punter  
 2001 Mark Anelli, tight end  
 Wendell Bryant, defensive tackle  
 Anthony Davis, running back  
 Mike Echols, defensive back  
 Lee Evans, wide receiver  
 Nick Greisen, linebacker  
 2002 Jim Leonhard, defensive back  
 2003 Lee Evans, wide receiver  
 Anttaj Hawthorne, defensive tackle  
 Jim Leonhard, defensive back  
 Alex Lewis, linebacker

# Team Awards

## Ivan Williamson Scholastic Award


*Presented annually to a player(s) who has been exemplary in the areas of scholarship and sportsmanship.*

1955	Wells Gray
1956	William Lowe
1957	John Heineke
1958	Sidney Williams
1959	Robert Zeman
1960	Gerald Kulcinski
1961	David Bichler
1962	Gary Kroner
1963	Bob Johnson
1964	James Hennig
1965	Louis Jung
1966	Eric Rice
1967	John Boyajian
1968	Lynn Buss
1969	Brad Monroe
1970	Gary Buss
1971	Terry Whittaker
1972	Keith Nosbusch
1973	Christopher Davis
1974	Gary Dickert
1975	Dave Anderson
1976	Tim McConnell
1977	Terry Breuscher
1978	Dan Schieble
1979	Tom Stauss
1980	Joe Rothbauer
1981	Matt VandenBoom
1982	Kyle Borland
	Tim Stracka
1983	Steve Fritz
1984	Russ Bellford
1985	Brian Hoffman
1986	Michael Reid
1987	Rod Lossow
1988	Andy Hartlieb
1989	Tim Knoeck
1990	Don Davey
1991	Jerry Huggett
1992	Korey Manley
1993	Scott Nelson
1994	Joe Rudolph
1995	Matt Nyquist
1996	Bryan Jurewicz
1997	Ben McCormick
1998	Bob Adamov
1999	Chris Ghidorzi
2000	Dague Retzlaff
2001	Joey Boese
2002	Jason Jowers
2003	Jeff Mack

## Jimmy Demetral Team MVP

*Presented annually to the player(s) most instrumental to the success of the team, as selected by his teammates and coaches.*

1926	Jefferson Burrus, E
1927	Ed Crofoot, HB
1928	Bo Cuisinier, QB
1929	Harold Rebholz, FB
1930	Ernie Lusby, HB
1931	Harold Smith, T
1932	Mickey McGuire, HB
1933	Robert Schiller, HB
1934	Milt Kummer, G
1935	Ed Jankowski, FB
1936	Ed Jankowski, FB
1937	Howard Weiss, FB
1938	Howard Weiss, FB
1939	George Paskvan, FB
1940	George Paskvan, FB
1941	Pat Harder, FB
1942	Dave Schreiner, E
1943	Joe Keenan, C
1944	Clarence Esser, T
1945	Clarence Esser, T
1946	Fred Negus, C
1947	Robert Wilson, C
1948	Robert Wilson, C
1949	Robert Wilson, C
1950	Bob Radcliffe, LB
1951	Hal Faverty, E
1952	Dave Suminski, T
1953	Alan Ameche, FB
1954	Alan Ameche, FB
1955	Wells Gray, T
1956	David Howard, E
1957	Danny Lewis, HB
1958	Jon Hobbs, FB
	Dick Teteak, C
1959	Jerry Stalcup, G
1960	Tom Wiesner, FB
1961	Ron Miller, QB
1962	Ron VanderKelen, QB
1963	Jim Pernell, LB
1964	Carl Silvestri, LB
1965	Tom Brigham, DB
1966	Bob Richter, LB
1967	Tom Domres, DT
1968	Ken Criter, LB
1969	Stu Voigt, TE
1970	Chuck Winfrey, LB
1971	Neil Graff, QB
1972	Rufus Ferguson, TB
1973	Mike Webster, C
1974	Gregg Bohlig, QB
1975	Billy Marek, TB
1976	Mike Carroll, QB
1977	Dave Crossen, LB
1978	Mike Kalasmiki, QB
1979	Tom Stauss, WR
1980	Dave Ahrens, LB
1981	Dave Levenick, LB
1982	Randy Wright, QB



Wide receiver Al Toon was the last Badger to be named the team's MVP in back-to-back seasons. The former Big Ten great earned the honor in 1983 and 1984.

1983	Al Toon, WR
1984	Al Toon, WR
1985	Larry Emery, TB
1986	Michael Reid, LB
1987	Paul Gruber, OT
1988	David Wings, LB
1989	Tim Knoeck, OLB
1990	Don Davey, DT
1991	Troy Vincent, DB
1992	Gary Casper, LB
1993	Brent Moss, RB
1994	Terrell Fletcher, RB
1995	Darrell Bevell, QB
	Eric Unverzagt, LB
1996	Pete Monty, LB
1997	Tom Burke, DE
1998	Senior starters: Bob Adamov, OLB Tom Burke, DE Matt Davenport, K Aaron Gibson, T Eric Grams, TE Cecil Martin, FB Mike Samuel, QB Mike Schneck, LS Leonard Taylor, SS
1999	Ron Dayne, RB Chris McIntosh, T
2000	Chris Chambers, WR
2001	Lee Evans, WR
2002	Jim Leonhard, DB
2003	Lee Evans, WR

## Rookie of the Year

*Presented to the top freshman or freshmen as selected by the coaching staff.*

1998	Nick Davis, WR
	Jamar Fletcher, DB
1999	Brooks Bollinger, QB
2000	Jim Sorgi, QB
2001	Anthony Davis, RB
2002	Jonathan Orr, WR
2003	Booker Stanley, RB

## Scout Team Player of the Year (Offense)

*Presented annually to the offensive player who excelled on the scout team in preparing the defense for each week's game.*

1990	Jay Simala, QB
1991	Theo Carney, RB
1992	Robert Nelson, RB
1993	Royce Roberson, RB
1994	Dirk Stanger, QB
1995	Eric Grams, TE
1996	Eddie Faulkner, TB
1997	Nick Mueller, FB
1998	Brooks Bollinger, QB
1999	Byron Brown, WR
2000	Jerone Pettus, TB
2001	Jason Palermo, DL
2002	Devin Hollins, QB
2003	Tyler Donovan, QB

## Scout Team Player of the Year (Defense)

*Presented annually to the defensive player(s) who excelled on the scout team in preparing the offense for each week's game.*

1990	Dan Kapke, OLB
1991	Terry Glavin, LB
1992	Al Gay, DL
	Rod Spiller, DL
1993	Haywood Simmons, DL
1994	Royston Jones, LB
1995	Rob Roell, DE
1996	John Favret, DE
1997	George Pratt, DT
1998	Clint Bakken, DT
1999	Russ Kuhns, LB
2000	Jerron Smith, OLB
2001	Matt Gajda, DL
2002	Paul Joran, LB
2003	Jamal Cooper, DL

## Special Teams Player of the Year

*Presented annually to the most valuable player(s) on special teams, as selected by the coaching staff.*


1990	Rich Thompson, K
1991	Korey Manley, DB
1992	Vince Zullo, WR
1993	Jeff Wirth, FB
1994	Chad Cascadden, OLB

1995	Tom Burke, DE
1996	John Hall, K/P
1997	Matt Davenport, K
	Kevin Stemke, P
1998	Matt Davenport, K
	Tim Rosga, PR / Holder
	Mike Schneck, LS
	Kevin Stemke, P
1999	Vitaly Pisetsky, K
2000	Kevin Stemke, P
2001	Mark Downing, LB
2002	Jim Leonhard, DB
2003	Jim Leonhard, DB

## Wayne Souza Coaches Appreciation

*Presented annually to the offensive player(s) who has contributed to the team's success to the best of his abilities. It is based upon improvement, attitude and willingness to help the program in all areas.*

1979	Joe Rothbauer, C
1980	John Williams, RB
1981	Jerry Doerger, OL
1982	Al Toon, WR
1983	Michael Jones, WR
	Chris Osswald, OG
1984	Bob Landsee, OG
1985	Paul Gruber, OT
1986	Brian Anderson, TE
1987	Marvin Artley, RB
1988	Todd Nelson, OG
1989	Craig Hudson, TE
1990	Dave Senczysyn, OL
1991	Tom Browne, WR
1992	Joe Panos, OL
1993	Darrell Bevell, QB



Nick Davis was a former Wisconsin rookie of the year and special teams player of the year.

1994	Tony Simmons, WR
1995	Michael London, WR
1996	Jerry Wunsch, OL
1997	Cecil Martin, FB
1998	Ron Dayne, TB
	Mike Samuel, QB
1999	Demetrius Brown, WR
	Mark Tauscher, T
2000	Casey Rabach, C/RG
2001	Mark Anelli, TE
2002	Brooks Bollinger, QB
2003	Jim Sorgi, QB

## Jay Seiler Coaches Appreciation

*Presented annually to the defensive player who has contributed to the team's success to the best of his abilities. It is based upon improvement, attitude and willingness to help the program in all areas.*

1979	Larry Spurlin, LB
1980	Von Mansfield, DB
1981	Mark Shumate, DT
1982	Jody O'Donnell, LB
1983	Craig Raddatz, LB
1984	Tim Jordan, OLB
1985	Mike Boykins, NG
	Charlie Fawley, LB
1986	Richard Teets, DT
1987	David Wings, LB
1988	LaMarr White, DB
1989	Malvin Hunter, LB
1990	Malvin Hunter, OLB
1991	Duer Sharp, OLB
1992	Lamark Shackerford, NG
1993	Jeff Messenger, DB
1994	Jamel Brown, DB
1995	Tarek Saleh, DE
1996	Tarek Saleh, DE
1997	Donnel Thompson, LB
1998	John Favret, DE
	Chris Ghidorzi, LB
1999	Donnel Thompson, LB
2000	John Favret, Rush
2001	Wendell Bryant, DT
2002	Jake Sprague, DL
2003	Anttaj Hawthorne, DL


## Captains' Cup

*Presented annually to an individual, other than a player or coach, who has shown tremendous dedication and unselfish commitment toward the betterment of the football program. The recipient is selected by the head coach and team captains.*


2001	Steve Sasso
2002	Rev. Msgr. Michael Burke
2003	Pat Richter

# Badger Captains

1889 Charles Mayer  
 1890 James Kerr  
 1891 E.H. Ahara  
 1892 J.D. Freeman  
 1893 T.U. Lyman  
 1894 T.U. Lyman  
 1895 J.R. Richards  
 1896 J.R. Richards  
 1897 J.P. Riordan  
 1898 Pat O'Dea  
 1899 Pat O'Dea  
 1900 A. Chamberlain  
 1901 Art Curtis  
 1902 William Juneau  
 1903 Allan Abbott  
 1904 James Bush  
 1905 E. Vanderboom  
 1906 W.A. Gelbach  
 1907 John Messmer  
 1908 Harlan Rogers  
 1909 Jack Wilce  
 1910 J.P. Dean  
 1911 A.L. Buser  
 1912 J.M. Hoeffel  
 1913 Al Tanberg  
 1914 R.M. Keeler  
 1915 Howard Buck  
 1916 Paul Meyers  
 1917 Howard Hancock  
 1918 F. Mann  
 1919 C.H. Carpenter  
 1920 Frank Weston  
 1921 Guy Sundt  
 1922 Rollie Williams  
 1923 Marty Below  
 1924 Jack Harris  
 1925 Steve Polaski  
 1926 Doyle Harmon  
 1927 Ed Crofoot  
 1928 Rube Wagner  
 1929 John Parks  
 1930 Milt Gantenbein  
 1931 Harold Smith  
 1932 Gregory Kabat  
 1933 Harold Smith  
 1934 John Bender  
 1935 Ray Davis  
 1936 John Golemgeske  
 1937 Fred Benz  
 1938 Howard Weiss  
 Vince Gavre  
 1939 Ralph Moeller  
 1940 John Tennant  
 1941 Tom Farris  
 1942 Mark Hoskins  
 Dave Schreiner  
 1943 Joe Keenan  
 1944 Allan Shafer  
 1945 Jack Mead



Former walk-on Jason Doering was a two-time team captain and now plays in the NFL.



Jerry Stalcup captained the 1959 Badgers who won the Big Ten title.

1946 Clarence Esser  
 1947 Jack Wink  
 1948 Wally Dreyer  
 1949 Robert Wilson  
 1950 Ken Huxhold  
 1951 Jim Hammond  
 1952 George O'Brien  
 1953 Roger Dornburg  
 Jerry Wuhrman  
 1954 Gary Messner  
 1955 Wells Gray  
 1956 Pat Levenhagen  
 1957 William Gehler  
 1958 Jon Hobbs  
 Dave Kocourek  
 1959 Jerry Stalcup  
 Bob Zeman  
 1960 Henry Derleth  
 Tom Wiesner  
 1961 Jim Bakken  
 Don Schade  
 1962 Pat Richter  
 Steve Underwood  
 1963 Ken Bowman  
 Andy Wojdula  
 Ron Frain  
 1964 Ron Leafblad  
 Dave Fronek  
 1965 Tony Loukas  
 1966 Bob Richter  
 Tom Domres  
 1967 Wally Schoessow  
 1968 Bill Gregory  
 Don Murphy  
 1970 Mel Reddick  
 Bill Gregory  
 1971 Roger Jaeger  
 Bill Poindexter  
 1972 Dave Lokanc  
 Keith Nosbusch

1973 Chris Davis  
 Jim Schymanski  
 Mike Webster  
 1974 Gregg Bohlig  
 Mark Zakula  
 1975 Terry Stieve  
 Steve Wagner  
 1976 Mike Carroll  
 Andy Michuda  
 Ron Pollard  
 John Rasmussen  
 1977 Dennis Stejskal  
 1978 Dave Charles  
 Dave Crossen  
 Dan Relich  
 1979 Dennis Christenson  
 Ray Snell  
 Tom Stauss  
 1980 Dave Ahrens  
 Joe Rothbauer  
 1981 Dave Levenick  
 Dave Mohapp  
 Larry Spurlin  
 1982 Tim Krumrie  
 Matt VandenBoom  
 John Williams  
 1983 Mike Herrington  
 Brian Marrow  
 Randy Wright  
 1984 game captains  
 1985 Russ Fields  
 Bob Landsee  
 Troy Spencer  
 1986 Joe Armentrout  
 Craig Raddatz  
 1987 Paul Gruber  
 Rod Lossow  
 1988 Todd Nelson  
 David Wings

1989 Dan Kissling  
 Tim Knoeck  
 1990 Don Davey  
 Tony Lowery  
 Nick Polczinski  
 Greg Thomas  
 1991 Chuck Belin  
 Tony Lowery  
 Brendan Lynch  
 Troy Vincent  
 1992 Chuck Belin  
 Gary Casper  
 Lionell Crawford  
 1993 Joe Panos  
 Lamark Shackerford  
 1994 Jeff Messenger  
 Brent Moss  
 Joe Rudolph  
 Mike Thompson  
 1995 Darrell Bevell  
 Jason Maniecki  
 Pete Monty  
 Steve Stark  
 Eric Unverzagt  
 1996 Daryl Carter  
 Cayetano Castro  
 Pete Monty  
 Tarek Saleh  
 Jamie Vanderveldt  
 Jerry Wunsch  
 1997 Kevin Huntley  
 David Lysek  
 Carl McCullough  
 1998 Bob Adamov  
 Cecil Martin  
 Chris McIntosh  
 Donnel Thompson  
 1999 Ron Dayne  
 Jason Doering  
 Chris Ghidorzi  
 Chris McIntosh  
 Donnel Thompson  
 2000 Chris Chambers  
 Jason Doering  
 John Favret  
 Casey Rabach  
 2001 Mark Anelli  
 Brooks Bollinger  
 Wendell Bryant  
 Nick Greisen  
 Chad Kuhns  
 Mike Echols  
 2002 Brooks Bollinger  
 Lee Evans  
 Al Johnson  
 2003 Lee Evans  
 Jim Leonhard  
 Jeff Mack  
 Jim Sorgi

# All-Star Games

## Blue-Gray Game

1939 Roy Bellin  
Vince Gavre  
Lynn Hovland  
1940 Dick Embick  
1942 Paul Hirsbrunner  
1944 Frank Lopp  
1946 George Fuchs  
1948 Wally Dreyer  
1950 Bob Petruska  
1951 Pat O'Donahue  
Rollie Strehlow  
1955 Jim Haluska  
1958 Jim Fraser  
1960 Ron Perkins  
1966 Tony Loukas  
Bob Richter  
1969 Stu Voigt  
1971 Neil Graff  
Alan Thompson  
1973 Mike Seifert  
1975 Terry Stieve  
1976 Ron Egloff  
1978 Greg Gordon  
Jim Moore  
1982 Tim Stracka  
1983 Mike Herrington  
Brian Marrow  
Randy Wright  
1986 Tim Jordan  
Nate Odomes  
1987 Glenn Derby  
Rod Lossow  
1988 Todd Nelson  
1990 Brady Pierce  
1995 Jason Maniecki  
Matt Nyquist  
Barry Alvarez  
2001 Mark Anelli  
Nick Davis

## Hula Bowl

1950 Joe Kelly  
1952 Gene Felker  
1959 Dick Teteak  
1960 Jim Heineke  
Jerry Stalcup  
1961 Tom Wiesner  
1962 Ron Miller  
1963 Pat Richter  
Ron Vander Kelen  
1964 Ken Bowman  
Roger Pillath  
1965 Jon Hohman  
Jim Jones  
1967 Eric Rice  
1969 Ken Criter  
1971 Bill Gregory  
1973 Rufus Ferguson  
1974 Mike Webster  
1975 Jack Novak  
1976 Dennis Lick  
1979 Ray Snell  
1980 Dave Ahrens

1981 Dave Mohapp  
1982 Tim Krumrie  
1984 Jeff Dellenbach  
Al Toon  
1987 Paul Gruber  
1992 Chuck Belin  
1993 Lamark Shackerford  
1994 Jeff Messenger  
Michael Roan  
Mike Thompson  
1998 LaMar Campbell  
Donald Hayes  
David Lysek  
1999 Cecil Martin  
Mike Samuel  
2000 Ron Dayne  
Bobby Myers  
Mark Tauscher  
Donnel Thompson  
Barry Alvarez  
2001 Bill Ferrario  
Casey Rabach  
2002 Wendell Bryant

## Japan Bowl

1976 Dennis Lick  
Steve Wagner  
1979 Lawrence Johnson  
1980 Tom Schremp  
1981 Dave Mohapp  
1982 Matt VandenBoom  
Ron Versnik  
Bob Winckler  
1984 Darryl Sims  
Al Toon  
Dan Turk  
1985 Bob Landsee  
1990 Don Davey  
1991 Troy Vincent  
1992 Chuck Belin  
Barry Alvarez

## Senior Bowl

1950 Gwynn Christensen  
Hal Otterback  
Bob Radcliffe  
1952 John Coatta  
Hal Faverty  
1954 Alan Ameche  
Norm Amundsen  
1956 John Dittrich  
Jim Haluska  
1960 Dave Kocourek  
1968 Tom Domres  
1972 Alan Thompson  
1974 Mike Webster  
1976 Terry Stieve  
1979 Ray Snell  
1981 Von Mansfield  
1982 Tim Stracka  
1984 Scott Bergold  
1987 Glenn Derby  
1988 Todd Nelson  
1990 Don Davey

1993 Mark Montgomery  
Joe Panos  
1994 Terrell Fletcher  
Kenny Gales  
Mike Verstegen  
1995 Jason Maniecki  
1998 Tony Simmons  
2002 Al Johnson  
Ben Johnson

## East-West Shrine

1927 Austin Straubel  
Earl Wilke  
1928 Rube Wagner  
1930 Milt Gantenbein  
Milo Lubratovich  
1932 Russ Rebholz  
1935 Mario Pacetti  
1937 Ed Jankowski  
1939 Howard Weiss  
1943 Dave Schreiner  
1945 Earl Girard  
Jack Mead  
1948 Earl Maves  
1950 Joe Kelly  
1951 Gene Felker  
James Hammond  
Jerry Smith  
1956 Pat Levenhagen  
1957 Bill Gehler  
Danny Lewis  
1958 Jon Hobbs  
Dick Teteak  
Sidney Williams  
1961 Tom Wiesner  
1962 Ron Miller  
1963 Ken Bowman  
Roger Pillath  
1964 Jon Hohman  
Jimmy Jones  
1967 Tom Domres  
1970 Bill Gregory  
1973 Mike Seifert  
Mike Webster  
1974 Jack Novak  
1975 Dennis Lick  
1976 Steve Wagner  
1978 Lawrence Johnson  
1979 Ray Sydnor  
1982 Bob Winckler  
1984 Scott Bergold  
Richard Johnson  
Jim Melka  
1986 Nate Odomes  
1991 Troy Vincent  
1993 Joe Panos  
1994 Cory Raymer  
Joe Rudolph  
Mike Thompson  
Barry Alvarez  
Eric Unverzagt  
1995 Pete Monty  
1996 Tarek Saleh  
Jerry Wunsch  
Barry Alvarez

1998 Donald Hayes  
David Lysek  
Tony Simmons  
1999 Cecil Martin  
2000 Mark Tauscher  
2001 Casey Rabach  
2003 Alex Lewis

## Chi. Trib. All-Star

1937 John Golemgiske  
Ed Jankowski  
1939 Lynn Hovland  
Howard Weiss  
1941 George Paskvan  
1942 Tom Farris  
1943 Len Calligaro  
Bobby Dierks  
Tom Farris  
Pat Harder  
1945 Frank Lopp  
1946 Pat Harder  
Frank Hekkers  
Elroy Hirsch  
Jack Mead  
Evan Vogds  
1947 Clarence Esser  
Fred Negus  
1948 Earl Girard  
Earl Maves  
1949 Ben Bendrick  
1952 Hal Faverty  
Pat O'Donahue  
1955 Alan Ameche  
James Temp  
1956 John Dittrich  
Jim Haluska  
1960 Jerry Stalcup  
1963 Pat Richter  
Ron Vander Kelen  
1964 Ken Bowman  
Roger Pillath  
1971 Bill Gregory  
1974 Mike Webster  
1975 Dennis Lick  
Steve Wagner

## Fla. Gridiron Classic

2001 Nick Greisen  
Chad Kuhns  
2002 Brooks Bollinger  
Jason Jowers  
2003 Jeff Mack  
Jim Sorgi  
Barry Alvarez

## Las Vegas A.A. Classic

2003 Ryan Aiello

# Academic Honors

## Academic All-Americans

The College Sports Information Directors of America (CoSIDA) selects the nation's Academic All-America teams. To be nominated, a student-athlete must be a starter or important reserve with at least a 3.20 cumulative grade-point average for his career.

1952	Bob Kennedy, guard, first-team
1953	Alan Ameche, fullback, first-team
1954	Alan Ameche, fullback, first-team
1955	Pat Levenhagen, halfback, second-team
1958	Jon Hobbs, fullback, first-team
1959	Dale Hackbart, quarterback, first-team
1960	Henry Derleth, end, honorable mention
1962	Pat Richter, tight end, first-team
1963	Ken Bowman, center, first-team
1966	Bob Richter, linebacker, second-team
1972	Rufus Ferguson, running back, first-team
1980	Dave Mohapp, fullback, second-team
1981	Dave Mohapp, fullback, second-team
1982	Kyle Borland, linebacker, first-team
	Tim Stracka, end, second-team
	Matt VandenBoom, defensive back, second-team
1987	Don Davey, defensive end, first-team
1988	Don Davey, defensive end, first-team
1989	Don Davey, defensive end, first-team
1990	Don Davey, defensive tackle, first-team
1996	Bryan Jurewicz, defensive line, second-team
2003	Jim Leonhard, defensive back, second-team

## NCAA Post-Graduate Scholars

The NCAA annually awards post-graduate scholarships to student-athletes who excel academically and athletically and who are in their last year of collegiate competition. Thirty-five scholarships each year go to football players (13 to Div. I-A players). Wisconsin's recipients are listed below.

1966	Dave Fronek, safety
1980	Tom Stauss, split end
1983	Matt VandenBoom, defensive back

## National Football Foundation Scholars

1966	Dave Fronek, safety
1979	Tom Stauss, split end

## Rhodes Scholars

1927	Jefferson Burrus
1950	David Staiger

## CoSIDA Academic All-America All-Time Team

Four former Badger football greats were named to the Academic All-America All-Time team at the College Sports Information Directors of America convention in 1998.

Fullback Alan Ameche was a first-team choice and center Ken Bowman, defensive lineman Don Davey and defensive back Dale Hackbart were named to the second team.

All four Badgers are former Academic All-Americans. Davey, a native of Manitowoc, Wis., is the only four-time Academic All-America pick in university-division history.

## Athletic Board Scholars

1985	Richard Streifel, computer science
1986	Richard Streifel, computer science
1987	Don Davey, mechanical engineering
1988	Don Davey, mechanical engineering
1989	Don Davey, mechanical engineering
1990	Don Davey, mechanical engineering
1991	Jeff Rasmussen, finance & banking
1992	Matt Nyquist, business: management
1993	Matt Nyquist, business: management
1994	Mike Rader, mechanical engineering
1995	Bryan Jurewicz, construction administration
1996	Bryan Jurewicz, construction administration
1997	Chris Ghidorzi, economics
1998	Jason Eck, psychology & philosophy
1999	Jason Schick, finance
2000	Jason Schick, finance
2001	Jason Schick, finance
2002	Jason Pociask, kinesiology
2003	Matt Gajda, mechanical engineering

## ACADEMIC HALL OF FAMERS


Two former Badger gridiron stars (Alan Ameche and Pat Richter) have been inducted into the CoSIDA Academic All-America Hall of Fame.

To gain admittance to the Hall, student-athletes must be former Academic All-Americans who distinguished themselves off the playing field after graduation.

Ameche, who played professionally after graduation, retired in Philadelphia after his career and became one of the city's philanthropic leaders. Richter played pro football in Washington before returning to the UW to earn his law degree. He worked at a Madison law firm and at Oscar Mayer before his appointment as Director of Athletics at the University of Wisconsin.

# Academic All-Big Ten

1953 John Dixon, guard  
 1954 Pat Levenhagen, halfback  
 Clarence Stensby, guard  
 1955 Pat Levenhagen, halfback  
 1956 Pat Levenhagen, halfback  
 1957 John Heineke, guard  
 1958 Jerry Stalcup, guard  
 Bob Zeman, halfback  
 1959 Henry Derleth, end  
 Dale Hackbart, quarterback  
 1960 Henry Derleth, end  
 1961 Brian Moore, end  
 1962 Ron Carlson, end  
 Pat Richter, end  
 1963 Ken Bowman, center  
 Billy Smith, halfback  
 1966 Phil Peterson, guard  
 Eric Rice, defensive end  
 Bob Richter, linebacker  
 1967 Wally Schoessow, guard  
 1968 Wally Schoessow, guard  
 1971 Rufus Ferguson, running back  
 Neil Graff, quarterback  
 Keith Nosbusch, guard  
 Bob Strock, defensive end  
 1972 Rufus Ferguson, running back  
 Keith Nosbusch, guard  
 1973 Gregg Bohlig, quarterback  
 1974 Gregg Bohlig, quarterback  
 Randy Frokjer, defensive end  
 Rick Kocek, guard  
 1976 Jim Moore, center  
 1977 Greg Barber, tight end  
 Tom Kaltenberg, tackle  
 Dan Schieble, defensive back  
 Tom Stauss, split end  
 1978 David Charles, tight end  
 John Kiltz, punter  
 Jim Moore, center  
 Tom Stauss, split end  
 1979 Tom Stauss, split end  
 Tim Stracka, wide receiver  
 1980 Dave Mohapp, fullback  
 Tim Stracka, split end  
 1981 Dave Mohapp, fullback  
 Matt VandenBoom, defensive back  
 1982 Kyle Borland, linebacker  
 Tim Stracka, split end  
 Matt VandenBoom, defensive back  
 1983 Russ Belford, defensive back  
 1985 Craig Raddatz, linebacker  
 1987 Don Davey, defensive end  
 Andy Hartlieb, linebacker  
 Robert Newell, linebacker  
 Tim Otto, tackle  
 1988 Jim Basten, center  
 Brad Brekke, punter  
 Don Davey, defensive end  
 Andy Hartlieb, linebacker  
 Robert Newell, linebacker  
 Tim Otto, tackle  
 Pete Underwood, linebacker  
 1989 Jim Basten, guard  
 Brad Brekke, punter  
 Don Davey, defensive end  
 Robert Newell, linebacker



Fullback Chad Kuhns was a three-time academic All-Big Ten selection and captained the Badgers in 2001.

Brady Pierce, tackle  
 1990 Jim Basten, guard  
 Brad Brekke, punter  
 Don Davey, defensive tackle  
 Robert Newell, linebacker  
 Brady Pierce, tackle  
 1991 Matt Krueger, kicker  
 Korey Manley, defensive back  
 Jeff Rasmussen, center  
 Jay Simala, quarterback  
 1992 Korey Manley, defensive back  
 Matt Nyquist, fullback  
 Jeff Rasmussen, center  
 Joe Rudolph, guard  
 Sam Veit, punter  
 1993 Jason Maniecki, defensive tackle  
 Matt Nyquist, tight end  
 Joe Rudolph, guard  
 Sam Veit, punter  
 1994 Chad Cascadden, linebacker  
 Bryan Jurewicz, defensive tackle  
 Jason Maniecki, noseguard  
 Matt Nyquist, tight end  
 Joe Rudolph, guard  
 Sam Veit, punter  
 1995 Bryan Jurewicz, defensive tackle  
 Jason Maniecki, defensive tackle  
 Matt Nyquist, tight end  
 Mike Rader, center  
 Ryan Sondrup, tight end  
 1996 Trent Gross, defensive back  
 Bryan Jurewicz, defensive tackle  
 Chris McIntosh, tackle  
 Mike Rader, center  
 Tim Rosga, defensive back

1997 Mark Davis, linebacker  
 Chris Ghidorzi, linebacker  
 Chris Janek, noseguard  
 Ben McCormick, quarterback  
 Sam Mueller, defensive end  
 Chris Paulik, tackle  
 Rob Roell, guard  
 Eric Skrzypchak, punter  
 Ryan Sondrup, tight end  
 Donnel Thompson, linebacker  
 1998 Jason Eck, center  
 Chris Ghidorzi, linebacker  
 Roger Knight, linebacker  
 Dan Lisowski, linebacker  
 Sam Mueller, defensive end  
 Rob Roell, guard  
 Mark Tauscher, tackle  
 1999 Joey Boese, cornerback  
 David Braun, wide receiver  
 Wendell Bryant, def. tackle  
 Chris Ghidorzi, linebacker  
 Chad Kuhns, fullback  
 Sam Mueller, defensive end  
 Dague Retzlaff, tight end  
 Rob Roell, guard  
 Jason Schick, defensive back  
 Mark Tauscher, tackle  
 2000 Joey Boese, safety  
 Bret Burlingame, cornerback  
 Lee Evans, wide receiver  
 Josh Hunt, wide receiver  
 Jason Jowers, guard  
 Chad Kuhns, fullback  
 Jeff Mack, linebacker  
 Ryan Marks, linebacker  
 Dague Retzlaff, tight end  
 Jason Schick, safety  
 2001 Joey Boese, safety  
 David Braun, wide receiver  
 Erasmus James, defensive line  
 Chad Kuhns, fullback  
 Russ Kuhns, fullback  
 Jeff Mack, linebacker  
 Jason Schick, outside linebacker  
 2002 Matt Bernstein, fullback  
 Chris Catalano, linebacker  
 Owen Daniels, quarterback  
 Jim Leonhard, defensive back  
 Mike Lorenz, offensive line  
 Ryan Simmons, defensive back  
 Scott Starks, defensive back  
 Jonathan Welsh, defensive line  
 2003 Nick Cochart, defensive line  
 Matt Gajda, defensive line  
 Jim Leonhard, defensive back  
 Alex Lewis, linebacker  
 Mike Lorenz, offensive line  
 Joe Monty, defensive line  
 Jason Palermo, offensive line  
 Jason Pociask, tight end  
 Levonne Rowan, defensive back  
 Scott Starks, defensive back  
 Joe Stellmacher, defensive back  
 John Stocco, quarterback  
 Jake Wood, offensive line  
 Mark Zalewski, linebacker

# All-time Letterwinners

## A

Abbott, Allen 1900, 01, 02, 03  
 Ace, Norris 1951  
 Ackert, James 1944  
 Adam, Tyler 1990, 91, 92, 93  
 Adamov, Bob 1995, 96, 97, 98  
 Addy, Henry 1976  
 Ahara, Edwin 1890, 91  
 Ahrens, Dave 1977, 78, 79, 80  
 Aiello, Ryan 2000, 01, 02, 03  
 Alberts, Rodger 1964, 65  
 Albright, Edward 1968, 69, 70  
 Albright, William 1948, 49, 50  
 Alexander, Arthur H. 1911, 12, 13  
 Alexander, Brian 1995  
 Alexander, Walter A. 1894, 95, 99  
 Alford, Harry 1969  
 Allen, John 1957  
 Allen, Maynard 1906  
 Allen, Michael 2001, 02, 03  
 Altmann, Robert 1957, 58, 59  
 Ambrose, Steven 1955, 56  
 Ameche, Alan 1951, 52, 53, 54  
 Amundsen, Norman 1953, 54  
 Anderson, Ashley 1941, 42, 46  
 Anderson, Brian 1985, 86, 87, 88  
 Anderson, Dave 1975  
 Anderson, Dave 1994, 95  
 Anderson, Earl 1895, 97, 98, 99  
 Anderson, Ross 1978, 79, 80  
 Anderson, Sidney 1909  
 Andrykowski, Ervin 1951, 52  
 Anelli, Mark 1998, 99, 00, 01  
 Anthony, Thomas 1960  
 Anthony, Todd 1993  
 Antonie, William 1987, 88, 89  
 Apkarian, Gregory 1973  
 Armentrout, Joe 1983, 84, 85, 86  
 Armstrong, Brett 1981, 82, 83  
 Arneson, Dave 1983, 84  
 Arpin, H.A. 1911  
 Artley, Marvin 1985, 86, 87, 88  
 Ashby, Solomon 1986  
 Atkinson, W. 1896  
 Aulik, David 1965  
 Austin, Tim 1972  
 Austin, Willie 1996, 97, 98

## B

Bachhuber, James 1972, 73  
 Bachman, J. Cary 1951  
 Backus, August 1928, 29  
 Baer, Richard 1960, 61  
 Baffico, Steve 1994, 95  
 Bahlow, Ed 1944  
 Bailey, Raymond 1975, 76  
 Baine, W.M. 1903  
 Bakken, Clint 1999  
 Bakken, Jim 1959, 60, 61  
 Ballweg, Charles 1970  
 Banaszak, John 1987, 88, 89  
 Bander, Gary 1965  
 Bangert, Donald 1960  
 Barber, Greg 1976, 77, 78  
 Barker, Mike 1990  
 Barkley, Matt 1990  
 Barnes, Harry 1920  
 Barnum, Roland 1924, 25, 26  
 Baron, Daniel 1972  
 Barr, Wallace 1919, 20, 22  
 Barrett, Calvin 2001, 02, 03  
 Barrios, Richard 1972, 73  
 Barryman, C. 1895  
 Barth, George 1892  
 Bartholomew, Ken 1928  
 Basten, Jim 1988, 89, 90  
 Batsch, Dan 1987, 88, 89, 90  
 Baumann, Robert 1940, 41, 42  
 Baxter, Richard 1982, 83  
 Becker, Michael 1972, 74  
 Becker, Robert 1933, 34  
 Beddell, M. 1898  
 Begel, William 1931  
 Behr, Samuel 1928, 29, 30  
 Belcher, Kevin 1982, 83, 84  
 Belin, Chuck 1989, 90, 91, 92  
 Bell, Brett 2001, 02  
 Bell, Mark, 2002, 03  
 Bellford, Russ 1983, 84  
 Bellile, Ken 1938  
 Bellin, Roy 1936, 37, 38  
 Bellows, Frank 1912, 13, 14  
 Below, Martin 1918, 22, 23  
 Belter, Tom 1974, 75  
 Bender, John 1933, 34  
 Bendrick, Ben 1945, 46, 47, 48  
 Bennett, Michael 1999, 00  
 Bennett, Steve 1948, 49  
 Bennett, Tom 1946, 47, 48  
 Benninger, Michael 1973, 74  
 Bentson, Harold 1923  
 Benz, Fred 1935, 36, 37  
 Benzschawel, Scott 1985, 87  
 Berg, David 1965, 66  
 Berg, M.J. 1916  
 Berger, Louis 1912  
 Bergold, Scott 1982, 83, 84  
 Bernard, Giscard 1994, 95, 96  
 Berndt, Charles 1950, 51, 52  
 Bernet, Lee 1962, 63, 64  
 Bernstein, Matt 2002, 03  
 Berriman, Daniel 1982  
 Bertke, Wilson 1902, 03, 04  
 Bestor, Glenn 1955, 56  
 Bestor, Scott 1986, 87, 88  
 Bevell, Darrell 1992, 93, 94, 95  
 Beyers, Dow 1915  
 Bichler, David 1960, 61  
 Bickerstaff, Erik 1999, 00, 01  
 Bieberstein, Adolph 1922, 23, 24  
 Bingham, James 1933  
 Binish, Stanley 1928, 29  
 Blackburne, Lisle 1946, 47, 48, 49  
 Blackburn, Bill 1889  
 Blackman, Thane 1923, 24, 25  
 Blackmun, Gil 1956  
 Blair, E.R. 1899  
 Blake, Rex 1967, 68  
 Blaskowski, Curt 1978, 79, 80



Mark Anelli

Bleyer, Charles 1906  
 Bliss, Donald 1965, 66, 67  
 Bloedorn, Arthur 1956  
 Bobo, Frederick 1985, 86  
 Boese, Joey 1998, 99, 00, 01  
 Boggs, Bryn 1995  
 Bohlig, Gregg 1972, 73, 74  
 Boliaux, Guy 1978, 79, 80, 81  
 Bollinger, Brooks 1999, 00, 01, 02  
 Bondi, Hobart 1917  
 Bonner, Brian 1983, 84, 85  
 Boodry, Kevin 1976  
 Booher, Martin 1953, 54, 56  
 Booker, Earl 1979, 80, 82  
 Boots, Richard 1966  
 Borders, John 1967, 68  
 Borgerding, Mike 1977  
 Borland, Kyle 1979, 80, 81, 82  
 Bosold, Edward 1971, 72, 73  
 Botham, Richard 1944  
 Bourne, Jim 1990, 91, 92  
 Bowers, Dale 1946  
 Bowman, Kenneth 1961, 62, 63  
 Boyajian, John 1966, 67  
 Boye-Doe, Howard 2001  
 Boyke, Scott 1989  
 Boykins, Michael 1983, 84, 85, 86  
 Boyle, F.E. 1907, 08  
 Boyle, Pat 1941, 42  
 Brader, James 1918, 19, 20, 21  
 Bradley, Henry 1898  
 Brady, Donny 1993, 94  
 Braker, Thomas 1977, 78, 79  
 Branaman, Lance 1983, 84, 85  
 Brandstat, R. 1910, 11  
 Brandt, Harold 1962, 63, 64  
 Brandt, William 1974, 75  
 Bratt, Clarence 1953, 54  
 Bratton, Charles 1930, 31  
 Braun, David 1999, 00, 01, 02  
 Braun, Robert 1971, 72, 73  
 Breckenridge, Wm. 1912, 14  
 Brekke, Brad 1988, 89, 90  
 Brekke, Michael 1987  
 Breuscher, Terry 1976, 77  
 Brewer, Chester 1896  
 Brhely, Michael 1978  
 Bridgeman, John 1955, 56  
 Briggs, Thomas 1968  
 Brigham, Thomas 1964, 65  
 Bright, George 1910, 11, 12  
 Brin, Michael 1995

Brindly, Thaddeus 1904, 05  
 Brockett, John 1966  
 Brodhagen, Gene 1936, 37, 38  
 Bronson, Paul 1940, 41  
 Brooks, Robert 2001, 02, 03  
 Brooks, W.L. 1889  
 Broussard, Michael 2000, 01  
 Brown, Aaron 1989, 90, 91, 92  
 Brown, Byron 2001, 02, 03  
 Brown, Clarence 1968  
 Brown, Demetrius 1996, 97, 98, 99  
 Brown, Jamel 1991, 92, 93, 94  
 Browne, Tom 1990, 91  
 Browning, Keith 1986  
 Bruce, Andrew 1889, 90, 91  
 Bruhn, Peter 1962  
 Brumder, W.C. 1889  
 Brumm, Roman 1918, 21  
 Brunston, Jevon 1993  
 Bryan, Mike 1991, 92  
 Bryant, Onjai 1996, 97  
 Bryant, Wendell 1998, 99, 00, 01  
 Bucci, Frank 1933  
 Bucciarelli, Gale 1965, 66  
 Buck, Howard 1913, 14, 15  
 Budde, John 1935  
 Budde, Robert 1982  
 Buening, Dan 2001, 02, 03  
 Bunge, G.C. 1919, 20, 21  
 Bunge, George W. 1893, 94  
 Bunker, Eugene 1909, 10  
 Burgess, Yusef 1990, 91, 92, 93  
 Burke, Tom 1995, 96, 97, 98  
 Burks, Archie Roy 1950, 51, 52  
 Burks, David 1987, 88  
 Burlingame, Bret 2000  
 Burney, Richard 1979  
 Burns, Jason 1991, 92, 93, 94  
 Burrus, Jefferson 1924, 25, 26  
 Burt, Charles 1965, 67  
 Burt, Michael 1975, 77, 78  
 Buser, Alfred 1910, 11, 12  
 Bush, James 1902, 03, 04, 06  
 Buss, Gary 1968, 69, 70  
 Buss, Lynn 1966, 67, 68  
 Buss, Ronald 1970, 71, 72  
 Buss, Terry 1973, 74, 75  
 Butler, Nathaniel 1968, 69, 70  
 Butler, Robert 1911, 12, 13

## C

Cabral, Armand 1977, 78, 79  
 Callahan, Russell 1934  
 Calligaro, Len 1941, 42  
 Cameron, Don 1925, 26, 27  
 Cammett, Stuart 1977  
 Campbell, Joe 1944  
 Campbell, LaMar 1994, 95, 96, 97  
 Campbell, Scott 2002, 03  
 Campbell, Tyrone 1989  
 Canada, Larry 1973, 74, 75, 76  
 Cannon, P.J. 1999  
 Canny, Thomas 1952  
 Canonie, Tony 1966  
 Cantrell, Branden 1994, 95, 96, 97  
 Carl, DuWayne 1957  
 Carl, Harland 1951, 52, 53  
 Carlson, Ronald 1956, 57  
 Carney, Theo 1992, 93, 94

Carolan, Penn 1943  
 Carpenter, Charles 1916, 17, 19  
 Carpenter, Marcus 1996, 97, 98, 99  
 Carr, Kemal 1983, 84  
 Carroll, Mike 1975, 76  
 Carter, Daryl 1993, 94, 95, 96  
 Carter, Fred 1910  
 Cascadden, Chad 1993, 94  
 Case, Charles 1892  
 Casey, George 1928, 29, 30  
 Casey, Michael 1978, 79  
 Casper, Gary 1989, 90, 91, 92  
 Castle, Lewis 1912  
 Castro, Cayetano 1993, 94, 95, 96  
 Catalano, Chris 2001, 02, 03  
 Catlin, Mark 1930, 31  
 Cavill, Michael 1966, 67, 68  
 Cepicky, Scott 1984, 85, 86, 87  
 Chaconas, George 1990  
 Chamberlain, Al 1898, 99, 00, 03  
 Chamberlain, H.R. 1898, 99  
 Chambers, C.C. 1911  
 Chambers, Chris 1997, 98, 99, 00  
 Chandler, Patrick 1967  
 Chaney, Charles 1945  
 Charles, Darrin 2001, 02, 03  
 Charles, David 1976, 77, 78  
 Chavez, Phil 1993  
 Christen, Rob 1997  
 Christensen, Gwynn 1948, 49  
 Christenson, Dennis 1978, 79  
 Christian, Richard 1975, 76  
 Christianson, Carl 1921  
 Christianson, Ed 1934, 35, 36  
 Chryst, George 1957, 58  
 Chryst, Paul 1986, 87, 88  
 Cibik, Vince 1938  
 Cinelli, Rocco 1956  
 Cisler, James 1986  
 Clark, B.N. 1889  
 Clark, Carlease 1998, 99, 00  
 Clark, F. 1903, 04, 06  
 Clark, John 1964  
 Clarke, Robert 1943  
 Clauss, Joseph 1935, 36  
 Clawson, Larry 1973  
 Claypool, Tywin 1989  
 Cleary, Pat 1990  
 Clemens, Jason 2003  
 Clinkscale, Jonathan 2001, 02, 03  
 Coatta, John 1949, 50, 51  
 Cochart, Nick 2001, 02, 03  
 Cochems, Ed 1897, 98, 99, 00, 01  
 Cochems, Henry 1894  
 Cohee, Kevin 1977, 78  
 Cole, Jess 1980, 81  
 Cole, Wallace 1926  
 Cole, Walter 1935, 36, 37  
 Coleman, Harry H. 1891  
 Collias, Nicholas 1944, 47, 48  
 Collins, Pat 1974, 75, 76  
 Collins, William 1918, 19, 20  
 Collins, Willie 1981  
 Commander, Azree 1994, 95, 96  
 Comstock, N. 1894, 95, 96, 97, 98  
 Cone, Robert 1939  
 Connor, Charles 1943  
 Connor, Gordon 1926, 27, 28  
 Connors, Phillip 1972

Conry, Clifford 1928  
 Cooper, F. 1907  
 Cooper, Myron 1956, 57  
 Corcoran, Gordon 1957  
 Cory, W. 1896  
 Costa, Dave 1997, 98, 99, 00  
 Cowans, Chuckie 2002, 03  
 Cox, John 1977  
 Cox, T.A. 1944, 46, 47, 48  
 Craine, James 1952  
 Cramer, Herbert 1916  
 Crawford, Lionell 1988, 89, 90, 92  
 Crenshaw, T.P. 1892  
 Criter, Kenneth 1966, 67, 68  
 Crofoot, Edwin 1925, 26, 27  
 Crooks, Daniel 1969, 70  
 Crossen, David 1975, 76, 77, 78  
 Cruickshank, Dave 1996, 97  
 Cuccia, Henry 1965, 66  
 Cuisinier, Frank 1927, 28  
 Cullen, Mark 1972, 73, 74  
 Culver, Harry 1907  
 Cummings, Leo 1913, 14, 15  
 Cunningham, C.J. 1906, 07, 08  
 Currier, Charles 1964, 65  
 Currier, Ken 1942, 46, 47  
 Curtin, Joseph 1906  
 Curtis, Arthur 1898, 99, 00, 01  
 Curtis, H. 1906  
 Curtis, Louis 1987  
 Cusack, Donald 1944  
 Cuthbert, Donald 1931  
 Cvengros, Jerome 1955  
 Cwayna, Michael 1953  
 Czech, Dave 1990, 91  
 Czechowicz, Bob 1974, 75, 76, 77  
 Czechowicz, Thomas 1975, 76

## D

Dal Sasso, Anthony 1943, 44  
 Daley, Pat 1997, 98  
 Damos, Ted 1940, 41  
 Daniels, Carlos 1998, 99  
 Daniels, Owen 2002, 03  
 Darby, James 1994, 95, 96  
 Daum, R. 1901  
 Davenport, Matt 1997, 98  
 Davey, Allen 1917, 19, 20  
 Davey, Don 1987, 88, 89, 90  
 Davey, John 1943, 44  
 Davidson, T.R. 1907, 08  
 Davies, James 1927, 28  
 Davies, William 1936, 38  
 Davis, A. 1893  
 Davis, Anthony 1972  
 Davis, Anthony 2001, 02, 03  
 Davis, Carl 1973  
 Davis, Christopher 1971, 72, 73  
 Davis, Chucky 1979, 81, 82  
 Davis, Mark 1997  
 Davis, Morgan 2002, 03  
 Davis, Nick 1998, 99, 00, 01  
 Davis, Ralph 1946  
 Davis, Raymond 1934  
 Davy, George 1913  
 Dawkins, J.C. 1992, 93, 94  
 Dawkins, Joseph 1968, 69  
 Dayne, Ron 1996, 97, 98, 99  
 Dean, James 1908, 09, 10

Dean, Joseph 1897  
 Deanovich, George 1933, 34  
 Deerwester, Charles 1972, 73  
 Dehnert, George 1934  
 Delaney, Pat 1980  
 Dellenbach, Jeff 1981, 82, 83, 84  
 DeLisle, James 1968, 69, 70  
 DeRamus, Lee 1991, 92, 93  
 Derby, Glenn 1985, 86, 87  
 Dering, Charles 1900, 01, 04, 05  
 Derleth, Henry 1958, 59, 60  
 Diatelevi, Pete 1993, 94, 95, 96  
 Dickert, Gary 1972, 73, 74  
 Dickinson, Henry 1893, 94, 95  
 Dierks, Robert 1941, 42  
 DiSalvo, Steve 1976  
 Dittman, Fred 1906, 07  
 Dittman, J. 1906  
 Dittrich, John 1954, 55  
 Dixon, John 1952, 53  
 Dixon, John 1980  
 Dixon, Ken 1975, 76  
 Doar, Fred 1943  
 Docherty, Bob 2001, 02  
 Doerger, Jerome 1978, 79, 80, 81  
 Doering, Jason 1997, 98, 99, 00  
 Dohmeier, Thomas 1976  
 Domres, Thomas 1965, 66, 67  
 Donaghey, James 1918  
 Donaldson, James 1934  
 Donnellan, Dave 1947  
 Donovan, Louis 1904, 05  
 Dooney, Ray 1943  
 Door, J. 1900  
 Doran, Mark 1980, 81, 82  
 Dornburg, Roger 1951, 52, 53  
 Dorsch, Albert 1937, 38, 39  
 Downham, Thomas 1960  
 Downing, Mark 1999, 00, 01  
 Downing, Robert 1948, 49  
 Dox, Jeremy 2000  
 Doyle, John 1937, 38, 39  
 Dreutzler, C. 1908  
 Drews, John 1948  
 Dreyer, Wally 1946, 47, 48  
 Driver, Earl 1899, 00, 01, 02  
 Drummond, William 1974, 75  
 Dudley, Anthony 1977  
 Dunaway, Don 1929  
 Durkin, Joseph 1952  
 Dyer, Warren 1965, 66, 67

## E

Eagleburger, Leon 1922, 23  
 Echols, Mike 1998, 99, 00, 01  
 Eck, Jason 1998  
 Eckl, Robert 1937, 38, 39  
 Edler, Ray 1916  
 Edwards, Clarence 1931, 32  
 Eggebrecht, Otto 1920  
 Eggers, Virgil 1930  
 Egloff, Ronald 1974, 76  
 Eicher, Donny 1995, 97, 98  
 Ellerson, Gary 1982, 83  
 Ellestad, Patrick 2001, 02, 03  
 Elliot, Anthony 1977  
 Elliott, Alvah 1919, 20, 21  
 Elliott, Bruce 1944, 47, 48, 49  
 Ellis, Fred 1941

Ellison, Kevin 1990  
 Embach, James 1947, 48, 49  
 Embick, Dick 1938, 39, 40  
 Emery, Larry 1983, 84, 85, 86  
 Engelke, Robert 1931  
 Engle, Bob 1944, 45  
 Engler, Derek 1994, 95, 96  
 Erdmann, Scott 1975, 76, 77, 78  
 Esser, Clarence 1943, 44, 45, 46  
 Esser, Norbert 1952, 53  
 Eulberg, John 1943  
 Evans, Gene 1946, 47, 48, 49  
 Evans, Lee 1999, 00, 01, 03  
 Ezerins, Elmars 1960, 62

**F**

Fabry, John 1962  
 Fagerstrom, Eric 1939  
 Farmer, Ralph 1963, 64  
 Farris, Tom 1939, 40, 41  
 Faulkner, Eddie 1997, 98, 99, 00  
 Faverty, Harold 1945, 48, 50, 51  
 Favret, John 1997, 98, 99, 00  
 Fawley, Charlie 1984, 85, 86  
 Fedenia, James 1969, 70  
 Fee, John 1944  
 Felker, Eugene 1950, 51  
 Ferguson, John 1933  
 Ferguson, Rufus 1970, 71, 72  
 Ferrario, Bill 1997, 98, 99, 00  
 Fields, Leonard 1967, 68  
 Fields, Russell 1983, 84, 85  
 Filiatraut, John 1990  
 Filtzer, Robert 1915, 16  
 Findlay, Albion 1902, 03, 04, 05  
 Fischer, Sid 1943  
 Fish, John 1933, 34, 35  
 Fisher, Orville 1939  
 Fixmer, Mike 1980  
 Fladoes, Martin 1919  
 Flanagan, Brian 1994, 95, 96  
 Fleischer, O.J. 1904  
 Fleming, Neil 1961  
 Fletcher, Eddie 1988, 89, 90, 91  
 Fletcher, Jamar 1998, 99, 00  
 Fletcher, Terrell 1991, 92, 93, 94  
 Flower, L.B. 1891  
 Flowers, Otis 1987, 88  
 Floyd, Rufus 1975  
 Fogg, Joseph 1901, 02, 03  
 Fontaine, Thomas 1933, 34  
 Ford, Eric 1987  
 Forrest, H.G. 1895, 97  
 Fortino, Victor 1985, 86, 87, 88  
 Fowee, John 1970  
 Fowler, Carlos 1990, 91, 92, 93  
 Fox, John 1962  
 Fox, Orville 1939  
 Frain, Ronald 1962, 63, 64  
 Frank, Arthur 1906, 09  
 Franz, James 1973, 74, 75  
 Fraser, James 1957, 58  
 Fredrick, Craig 1980, 81  
 Freeman, Damone 1988, 89  
 Freeman, John 1890, 91, 92, 93  
 Frei, Jerry 1942, 46, 47  
 Freimuth, Robert 1963  
 Freis, Randal 1971  
 Freund, Robert 1946, 47

Fricke, Harry 1944, 45  
 Fritz, Steve 1983  
 Fritz, William 1965, 66, 67  
 Froelich, Kevin 1973  
 Frokjer, Randy 1972, 73, 74  
 Fronek, David 1963, 64, 65  
 Fuchs, George 1945, 46  
 Fucik, Robert 1907, 08, 09, 10  
 Fugitt, C.T. 1897  
 Fulco, Frank 1982  
 Fullington, Tim 1985

**G**

Gaatz, David 1983, 84, 85  
 Gable, William 1948, 49, 51  
 Gage, Fred 1938, 39, 40  
 Gajda, Matt 2003  
 Gales, Kenny 1993, 94  
 Gallagher, John 1946  
 Galletti, Mike 1994, 95, 96  
 Galvin, M.E. 1914  
 Gambardella, Joe 1974, 75, 76, 77  
 Gamber, Jeff 1985  
 Gantenbein, Milton 1928, 29, 30  
 Gardner, M.L. 1914, 15, 16  
 Garnsey, E.G. 1916  
 Garrot, William 1938  
 Gaskill, Glenn 1967  
 Gassner, Kevin 1974, 75  
 Gavre, Vince 1936, 37, 38  
 Gay, Al 1994, 95  
 Gehler, William 1956, 57  
 Gelbach, Warren 1905, 06  
 Gelein, E.A. 1912, 13  
 George, Wray 1944, 45, 46, 47  
 Gerber, Ervin 1923  
 Ghidorzi, Chris 1996, 97, 98, 99  
 Gibson, Aaron 1996, 97, 98  
 Gibson, Edward 1920, 21, 22  
 Gilbert, Harry 1948, 50, 51  
 Gile, Gordon 1938, 39, 40  
 Gill, Pat 1998  
 Gill, Ralph 1921  
 Gillette, Edmund 1910, 11, 12  
 Gingrass, Robert 1953, 54  
 Girard, Earl 1944, 47  
 Gladem, Wendell 1981, 82, 83  
 Glavin, Terry 1992, 94  
 Glenn, Damon 1994, 95  
 G nabah, Walter 1930  
 Godfrey, Rick 1989, 90  
 Goeke, James 1965  
 Golden, Rasheed 1997, 98  
 Goldenberg, Charles 1930, 31  
 Golemgeske, John 1933, 35, 36  
 Goode, Elliot 2002, 03  
 Goodman, Robert 1965  
 Gordon, Greg 1975, 76, 77, 78  
 Gorman, Michael 1985  
 Gosa, Gerald 1974  
 Gotstein, John 1927  
 Gotta, John 1959, 60  
 Gould, Harry 1897  
 Gould, Stevens 1917, 19, 21  
 Grabow, Brad 1982, 83, 84  
 Gradisnik, Anthony 1937, 38, 39  
 Graf, Rick 1983, 84, 85, 86  
 Graff, Neil 1969, 70, 71  
 Graham, Robert 1977

Grams, Eric 1996, 97, 98  
 Granitz, Frank 1941, 46  
 Graper, Leslie 1916  
 Gray, Wells 1954, 55  
 Green, Charles 1975, 77, 78, 79  
 Green, Gerald 1979, 80, 81, 82  
 Greenwood, David 1979, 80, 81, 82  
 Gregg, John 1895, 97  
 Gregoire, Todd 1984, 85, 86, 87  
 Gregory, William 1968, 69, 70  
 Greisen, Nick 1998, 99, 00, 01  
 Greyer, Neovia 1969, 70, 71  
 Gribowski, Joe 1997  
 Grice, Michael 1974, 75  
 Grimm, Richard 1960, 61  
 Grinde, Roger 1936  
 Grisley, William 1966, 67  
 Grogan, Francis 1904  
 Gross, Michael 1962  
 Gross, Trent 1996  
 Grossman, Robert 1965, 66  
 Gruber, Paul 1985, 86, 87  
 Grudzinski, James 1964  
 Grundy, Jack 1981  
 Gulseth, Wendell 1952, 53  
 Gunderson, B.C. 1915

**H**

Haas, Michael 1972  
 Habeck, Milton 1971  
 Haberman, Hal 1945, 48, 49  
 Habermann, Aaron 2000  
 Hable, Bernard 1979  
 Hable, Burton 1952  
 Hackbart, Dale 1957, 58, 59  
 Hady, Patrick 1979, 80, 81, 82  
 Hackbart, Vernon 1965  
 Haese, Jack 1944  
 Hagberg, Earl 1956  
 Hall, John 1993, 94, 95, 96  
 Hallberg, John 1986  
 Halleran, Timothy 1976  
 Haluska, James 1952, 54, 55  
 Halverson, Charles 1949  
 Hammen, Edwin 1917  
 Hammerson, E.J. 1901  
 Hammond, James 1949, 50, 51  
 Hampton, Zach 2003  
 Hancock, Howard 1915, 16, 17  
 Hanke, Del 1944  
 Hanley, Bob 1945, 47, 48  
 Hannah, Albert 1969, 70, 71  
 Hansen, David 1950, 51  
 Hanssen, Robert 1972, 73  
 Hanzel, Lawrence 1948, 49  
 Hanzlik, Bob 1941  
 Harder, Pat 1941, 42  
 Harmon, Doyle 1924, 25, 26  
 Harmon, Leo 1924, 25  
 Harney, Brian 1971, 72, 73  
 Harot, Henry 1929  
 Harrington, Michael 1973  
 Harris, Welton 1922, 23, 24  
 Harrison, Marck 1982, 83, 84  
 Hart, Edward 1957, 58, 59  
 Hartlieb, Andy 1986, 87, 88  
 Hartman, Edward 1937  
 Hartwell, Ed 1997  
 Haukedahl, Stan 1934, 36

Haworth, Richard 1931, 32, 33  
 Hawthorne, Anttaj 2001, 02, 03  
 Hayes, Donald 1994, 95, 96, 97  
 Hayes, Neil 1927  
 Hayes, Travann 2003  
 Hazard, William 1974  
 Hazzard, William 1897  
 Hearn, Napoleon 1961  
 Heath, Stan 1946  
 Hecker, Robert 1944  
 Heckl, Joe 1962, 63  
 Hegg, Troy 1995  
 Hegseth, Stuart 1976  
 Hegwood, Ronald 1976  
 Hein, Chris 1991, 92, 93, 94  
 Heineke, James 1957, 58, 59  
 Heineke, John 1957  
 Heinz, Lawrence 1943  
 Helt, Mark 1985  
 Henderson, Jimmy 1989  
 Hennig, James 1964  
 Henrici, Ronald 1962  
 Henry, Robert 1940  
 Herbert, Ben 1998, 99, 00, 01  
 Herrington, Mike 1979, 80, 82, 83  
 Hertel, William 1955  
 Hess, William 1960, 61  
 Higgins, Peter 1967, 69  
 Hildreth, Harry 1943  
 Hile, Charles 1893  
 Hill, Early 1956, 57, 58  
 Hiltgen, Chris 1989  
 Hintz, Eldridge 1946, 47  
 Hirsbrunner, Paul 1940, 41, 42  
 Hirsch, Elroy 1942  
 Hobbs, Jon 1956, 57, 58  
 Hobbs, William 1957, 58, 59  
 Hodges, Dennis 1943  
 Hoeffel, J. Merrill 1910, 11, 12  
 Hoegh, Mark 1952, 53  
 Hoehn, Armand 1946, 47  
 Hofer, Kenneth 1956  
 Hoffman, Brian 1984, 85  
 Hoffman, Duncan 1964  
 Hoffman, Edward 1966, 67, 68  
 Hoffman, John 1971  
 Hohfield, Rudolph 1921, 22  
 Hohman, Jon 1962, 63, 64  
 Holland, Louis 1961, 62, 63  
 Holland, Louis Jr. 1985  
 Holloway, Robert 1938, 39  
 Holm, Kurt 1977, 78  
 Holmes, George 1944  
 Holmes, Harvey 1897, 98  
 Holmes, James 1957, 58  
 Holstein, William 1901  
 Holt, Reggie 1990, 91, 92, 93  
 Holzwarth, Karl 1957, 59  
 Hoppman, Dave 1976  
 Hoskins, Mark 1940, 41, 42  
 Hosler, H. 1906, 07  
 Hotchkiss, George 1927  
 Houston, Thomas 1977, 80  
 Hovland, Lynn 1935, 37, 38  
 Howard, David 1954, 55, 56  
 Howard, J. 1906, 08  
 Howard, Larry 1962, 64  
 Howard, Mike 1984, 85, 86  
 Howard, Nate 2002  
 Howay, Gregory 1963

Howell, Daniel 1987, 89  
 Hubbard, Tom 1945  
 Hudson, Craig 1986, 87, 88, 89  
 Huggett, Jerry 1991  
 Hughes, Devery 1999, 00  
 Hughes, Paul 1981  
 Humphries, Anthony 1985  
 Hunt, Fred 1904  
 Hunt, Josh 2000  
 Hunt, Leon 1986, 87, 88, 89  
 Hunter, Malvin 1987, 88, 89, 90  
 Huntley, Kevin 1994, 95, 96, 97  
 Huntley, Lee 1906, 07  
 Husting, Berthold 1898  
 Hutchinson, William 1950, 51, 52  
 Huxhold, Kenneth 1948, 49, 50  
 Huxhold, Terry 1958, 59, 60  
 Hyland, Richard 1968, 69, 70

**I**

Iakisch, Robert 1907, 08  
 Innis, Joe 1997  
 Irish, Russell 1922, 23  
 Isom, Adolph 1968, 69

**J**

Jackomino, Bradley 1976, 77, 78  
 Jackson, Brandt 1967, 68  
 Jackson, Keith 1993, 94  
 Jacobazzi, Roger 1962, 63, 64  
 Jacobi, Gustav 1917, 19  
 Jacobs, H.H. 1892, 93, 94, 95  
 Jacobson, Carl 1910  
 Jaeger, Roger 1969, 70, 71  
 Jakious, Richard 1972, 73, 74  
 Jakubowski, Josh 1997, 99, 00  
 James, Erasmus 2001, 02  
 Janek, Chris 1996, 97, 98, 99  
 Jankowski, Eddie 1934, 35, 36  
 Jankowski, Thomas 1964, 65, 66  
 Jansen, Brian 1985  
 Janule, Victor 1966  
 Jax, James 1961  
 Jefferson, Jason 2001, 02, 03  
 Jefferson, Theodore 1970  
 Jenkins, Lowell 1957, 58, 59  
 Jenkins, Michael 1972, 73, 74  
 Jenkins, Nathan 1965  
 Jensen, Howard 1929, 30  
 Jensen, Paul 1934, 35, 36  
 Jenson, Joel 1964  
 John, Rex 1938, 45  
 Johnson, Al 1999, 00, 01, 02  
 Johnson, Albert 1905, 06  
 Johnson, Ben 1999, 00, 01, 02  
 Johnson, Bob 1963  
 Johnson, Coleman 1997  
 Johnson, Duane 1972, 75  
 Johnson, Ervin 1936  
 Johnson, Eugene 1945  
 Johnson, Farnham 1942  
 Johnson, Gregory 1969, 71  
 Johnson, James 1968, 70  
 Johnson, Lawrence 1976, 77, 78  
 Johnson, Leon 1986, 87, 88, 89  
 Johnson, Malcolm 1990  
 Johnson, Richard 1982, 83, 84  
 Johnson, Robert 1972, 73, 74

Johnson, Ron 1992, 93, 94  
 Johnson, Scott 1987, 88  
 Johnston, Robert 1984, 85, 86  
 Joki, Matthew 1988  
 Joliffe, W.M. 1897, 98, 99  
 Jones, Bryan 1994  
 Jones, Darius 2000, 02, 03  
 Jones, George 1904  
 Jones, James 1963, 64  
 Jones, Michael 1981, 82, 83, 84  
 Jones, Rex 1974, 75  
 Jones, Theodore 1898, 1903  
 Jones, Thomas 1976  
 Jones, Timothy 1985  
 Jordan, Lynn 1933, 34, 35  
 Jordan, Tim 1982, 84, 85, 86  
 Josten, John 1978, 80, 82  
 Jowers, Jason 1999, 00, 01, 02  
 Joyce, Leo 1979, 80, 81  
 Juneau, William 1899, 00, 01, 02  
 Jung, Louis 1964, 65  
 Jurewicz, Bryan 1993, 94, 95, 96

**K**

Kabat, Greg 1930, 31, 32  
 Kalasmiki, Mike 1978, 79  
 Kaltenberg, Thomas 1975, 76, 77  
 Kampmann, Kevin 1998  
 Karel, John 1892, 94, 95, 96, 98  
 Kasiska, Robert 1924, 25, 26

Katula, Matt 2001, 02, 03  
 Kavanagh, Scott 1996, 97, 98, 99  
 Kaye, Jesse 1964, 65  
 Keeler, Ray 1912, 13, 14  
 Keeling, David 1982  
 Keenan, Joe 1943  
 Keigher, Greg 1995  
 Kelich, Joe 1982, 83  
 Kellogg, William 1960  
 Kelly, Joseph 1947, 48, 49  
 Kelly, Michael 1975, 76  
 Kelly, Pat 1977, 78  
 Kelly, W.M. 1914, 16, 17  
 Kemp, Nikki 1994  
 Kempthorne, Dion 1961, 62  
 Kennedy, Brant 1985, 86, 87  
 Kennedy, Chris 1993  
 Kennedy, Martin 1913, 14  
 Kennedy, Robert 1950, 51, 52  
 Kerr, James 1889, 90  
 Kessenich, Paul 1949  
 Ketelaar, William 1927, 28, 29  
 Keyes, Bud 1985, 86, 87  
 Keyes, Orton 1917  
 Kieckhefer, Herbert 1916, 17  
 Kiessling, Oscar 1921  
 Kiltz, John 1978  
 Kindt, Don 1943, 45, 46  
 King, Donte 1997, 98  
 King, Troy 1979, 80, 81, 82  
 Kissling, Dan 1986, 87, 88, 89




Casey Rabach

Kittel, Tom 1945, 47, 48  
 Kleber, Michael 2002  
 Klinzing, Vern 1945  
 Klosek, Timothy 1971  
 Kmet, James 1983, 84, 85, 86  
 Knapp, George 1891, 92  
 Knauff, Donald 1946, 47, 48, 49  
 Knight, Roger 1997, 98, 99, 00  
 Knobel, F. 1898  
 Knoeck, Tim 1986, 87, 88, 89  
 Kobza, Robert 1983, 84  
 Koch, Philip 1999  
 Koch, Thomas 1971, 72  
 Koch, Walter 1915, 16  
 Kocourek, David 1956, 57, 58  
 Koeck, Rich 1972, 73, 74  
 Koehler, Harold 1941  
 Koenig, William 1932, 33  
 Kolbusz, Don 1939  
 Kolian, Richard 1955, 56  
 Kolodziej, Ross 1997, 98, 99, 00  
 Konovsky, Robert 1954, 55  
 Kopina, Dan 1974, 75  
 Kostka, Wayne 1966  
 Kouba, Steve 1994  
 Kowalski, Tim 1989  
 Krall, David 1976, 77, 78  
 Kralovec, Arthur 1916, 17  
 Kranhold, Harvey 1931, 32  
 Kreger, Jeffrey 1969  
 Kreick, Ray 1939, 40, 41  
 Krein, Joel 1979  
 Krepfle, Mike 1978, 80  
 Kresky, Joe 1926, 27, 28  
 Kreuz, Louis 1914, 15, 16  
 Kreuz, Robert 1925, 26  
 Kron, Gary 1968  
 Kroner, Gary 1961, 62  
 Krueger, Lee 1990, 91, 92, 93  
 Krueger, Matt 1991  
 Kruger, Kenneth 1929, 30, 31  
 Krugman, John 1970, 71  
 Krumrie, Tim 1979, 80, 81, 82  
 Kuenzler, John 1943  
 Kuhlemeier, James 1966  
 Kuhns, Chad 1998, 99, 00, 01  
 Kuhns, Russ 2000, 01, 02  
 Kulcinski, Gerald 1958, 59, 60  
 Kull, Fred 1891, 92, 93, 94, 95  
 Kummer, Milt 1932, 33, 34  
 Kundert, Kenneth 1933, 34  
 Kunesch, Ervin 1960  
 Kurek, Ralph 1962, 63, 64  
 Kusa, James 1943, 44

**L**

La Bun, Vladimir 1974, 75  
 LaCroix, Richard 1965, 66  
 Ladewig, Fred 1940  
 Lager, Dennis 1965  
 Laird, Ken 1943  
 Lamia, Vince 1973, 74, 75, 76  
 Lamont, Brian 1999, 00  
 Lamphere, Robert 1953  
 Landsee, Bob 1982, 83, 85  
 Lane, William 1949, 50, 51  
 Lange, Raymond 1911, 12, 13  
 Lanphear, Dan 1957, 58, 59  
 Lanphear, George 1936



Jeff Messenger

Larson, Albert 1898, 99, 00, 01  
 Larson, Lloyd 1924, 25  
 Laubenheimer, Roger 1943, 44  
 Lawrence, Matt 2003  
 Leafblad, Ronald 1962, 63, 64  
 Leaper, Wesley 1918  
 Lee, Donald 1943, 46  
 Lee, Rory 1990  
 Lehman, C. 1945  
 Leitt, Lester 1925, 26  
 Leonhard, Jim 2001, 02, 03  
 Leppla, Robert 1975  
 Lerro, Joe 1977  
 Lerum, Arnie 1899, 00, 01  
 Letz, Robert 1943  
 Leu, Robert 1950, 51  
 Levenhagen, Mark 1972  
 Levenhagen, Michael 1973  
 Levenhagen, Pat 1954, 55, 56  
 Levenick, Dave 1977, 78, 79, 80, 81  
 Levine, Jason 1993  
 Levissee, Lester 1905  
 Lewis, Alex 2002, 03  
 Lewis, Danny 1955, 56, 57  
 Lewis, Greg 1973, 74, 75  
 Lewis, Richard 1980  
 Lewis, Traison 2002, 03  
 Lick, Dennis 1972, 73, 74, 75  
 Lick, James 1983  
 Lick, Steve 1975, 76, 77

Liethen, Alois 1929  
 Liljequist, Lawrence 1902, 03  
 Linden, John 1928, 29  
 Lindsey, Scott 1969  
 Linfor, Joe 1930, 31, 32  
 Lisowski, Dan 1998, 99  
 Little, Gary 1972  
 Little, James 1967  
 LoCascio, Guy 1974  
 Locklin, Ronald 1952, 53, 54  
 Locklin, Stuart 1946  
 Loehrke, John 1936, 37, 39  
 Loepfe, Dick 1941, 46, 47  
 Logemann, R. 1889  
 Lokanc, David 1970, 71, 72  
 London, Michael 1991, 92, 93, 95  
 London, Mike 1964, 65  
 Long, F. 1902  
 Long, Thomas 1924, 25  
 Lonnborg, Thomas 1971, 72  
 Loope, T.E. 1889  
 Lopp, Frank 1941, 46  
 Lorenz, Albert 1938, 39, 40  
 Lorenz, Don 1978, 79  
 Lorenz, Michael 2002, 03  
 Losse, Gary 1969, 70  
 Lossow, Rodney 1985, 86, 87  
 Loukas, Anthony 1964, 65, 66  
 Lovshin, Leonard 1933, 35, 36  
 Lovshin, Ralph 1931, 32

Lowe, Dean 1943  
 Lowe, William 1954, 55, 56  
 Lowery, Tony 1987, 88, 90, 91  
 Lowman, M. 1907, 08  
 Lubratovich, Milo 1928, 29, 30  
 Lucas, Richard 1975  
 Luko, Jeffrey 1979, 81  
 Luksik, Franklin 1957  
 Lund, Gary 1970, 71, 72  
 Lurtsema, Rob 1993, 97  
 Lusby, William 1928, 29, 30  
 Lutz, John 1943  
 Lyle, J.T.S. 1897  
 Lyles, Kevin 1993, 94, 95, 96  
 Lyman, F.S. 1899  
 Lyman, T.U. 1892, 93, 94  
 Lynch, Brendan 1988, 89, 90, 91  
 Lyons, Eugene 1940, 41, 42  
 Lyons, Terry 1974, 75, 76  
 Lysek, David 1994, 95, 96, 97

## M

Macias, Jay 1991, 92, 93, 94  
 Mack, Jeffrey 2000, 01, 02, 03  
 Mack, Jeffrey 1972, 73, 74  
 Mackmiller, William 1901, 10, 11  
 Magazzeni, Joe 1988, 89  
 Mahlik, Eric 1997, 98, 99, 00  
 Mahnke, Allan 1934, 35  
 Mahone, Tyrone 1989, 90  
 Makris, George 1941, 42  
 Maksen, Bill 1991  
 Malesevich, Bronko 1936, 37  
 Malesevich, Emil 1936  
 Malone, Wally 1982  
 Mals, Ray 1945  
 Mangum, Mark 1990  
 Manic, Dennis 1972, 73  
 Maniecki, Jason 1991, 93, 94, 95  
 Manley, Corey 1990, 91, 92  
 Mann, Berthold 1918  
 Mansfield, Arthur 1928  
 Mansfield, Bob 1948, 50  
 Mansfield, Von 1980, 81  
 Marcin, Raymond 1963, 65  
 Marconi, Joseph 1985  
 Marek, Billy 1973, 74, 75  
 Margoles, Harry 1918, 20  
 Marks, Randall 1968, 69, 70  
 Marks, Ryan 1997, 98, 99, 00  
 Marrow, Brian 1981, 82, 83  
 Marsh, Charles 1902  
 Marshall, Albert 1900, 01  
 Martin, Carl 1952  
 Martin, Cecil 1995, 96, 97, 98  
 Martin, James 1937  
 Martin, Jay 1913  
 Martine, Jim 1978, 79  
 Maselter, William 1964, 65  
 Mason, Ernest 2003  
 Maternowski, Curt 1989, 90, 91, 92  
 Mather, Israel 1898  
 Matthews, Ira 1975, 76, 77, 78  
 Mauerman, J.F. 1898  
 Maves, Earl 1946, 47  
 May, William 1943  
 Mayer, Michael 1970, 71, 72  
 Mayfield, Jesse 2001  
 Mayo, Brad 1987, 88, 89  
 McAndrews, Harry 1924, 25  
 McCauley, Thomas 1966, 67, 68  
 McClish, Michael 1969  
 McConnell, Philip 1989  
 McConnell, Tim 1974, 75, 76  
 McCorison, Kyle 2002, 03  
 McCormick, Ben 1997  
 McCormick, Henry 1925  
 McCoy, James 1977, 78  
 McCrory, Raymond 1915, 16  
 McCullough, Carl 1993, 95, 96, 97  
 McFadden, Thad 1980, 81, 83, 84  
 McFadzean, Jim 1940, 41, 42  
 McGettigan, Pat 1989, 90, 91, 92  
 McGiveran, Stanley 1924  
 McGovern, T.Y. 1892  
 McGrew, Delante 1998, 99, 00, 01  
 McGuire, Walter 1930, 31, 32  
 McIntosh, Chris 1996, 97, 98, 99  
 McKaskle, Herman 1927  
 McKay, Bob 1940, 41, 42  
 McKinney, Gerald 1961  
 McKinnon, Kyle 1981  
 McLaughlin, Paul 1943  
 McMaster, Paul 1913, 14  
 McMillin, James 1962  
 McNamara, William 1953, 54, 55  
 McNaught, J.H. 1890  
 McPherson, Charles 1896  
 Mead, Jack 1941, 44, 45  
 Mearlon, James 1968  
 Mehring, Robb 1988  
 Melka, Jim 1981, 82, 83, 84  
 Melzner, Arthur 1904  
 Merritt, Ahmad 1996, 97, 98, 99  
 Messenger, Daniel 1979, 80  
 Messenger, Jeff 1991, 92, 93, 94  
 Messina, Angelo 1972  
 Messmer, John 1906, 07, 08  
 Messner, Gary 1953, 54  
 Meyer, Martin 1944, 45  
 Meyer, Robert 1943  
 Meyers, C.M. 1889  
 Meyers, Paul 1915, 16, 19  
 Meyers, Tilden 1948, 49, 50  
 Mialik, Larry 1969, 70, 71  
 Mialik, Matt 2001, 02  
 Michuda, Andrew 1974, 75, 76  
 Mielke, David 1983, 84  
 Mietz, Robert 1974  
 Miklusak, Neil 1994, 95, 96  
 Milaul, Frank 1941  
 Mileager, Dick 1975, 76, 77  
 Milek, Joseph 1964  
 Millar, William 1933  
 Miller, Carl 1922, 23, 24  
 Miller, Charles 1906, 08  
 Miller, Chester 1928  
 Miller, Don 1939, 40, 41  
 Miller, James 1953, 54, 55  
 Miller, Jeff 1988, 89, 90  
 Miller, Kerry 1988, 89, 90  
 Miller, Ron 1960, 61  
 Miller, William 1953  
 Minter, Alan 1975, 76, 77  
 Moeller, Ralph 1937, 38, 39  
 Moffatt, William 1901, 02  
 Moffett, Harold 1912  
 Mohapp, Dave 1978, 79, 80, 81  
 Molinaro, Frank 1930, 31, 32

Moll, John 1908, 10, 11  
 Momcilovic, Milan 1987  
 Monk, Robert 1964  
 Monroe, Brad 1969  
 Montgomery, Ken 1962  
 Montgomery, Mark 1990, 91, 92, 93  
 Montgomery, Steven 1977  
 Montoute, Sankar 1980  
 Monty, Joe 2003  
 Monty, Pete 1993, 94, 95, 96  
 Moon, Lance 1970, 71  
 Moore, Brian 1959, 60, 61  
 Moore, James 1976, 77, 78  
 Morgan, Michael 1974, 75, 76, 77  
 Morris, Melvin 1956, 57  
 Morse, R.J. 2001, 02, 03  
 Mortell, Emmett 1935  
 Moss, Brent 1991, 92, 93  
 Motl, Kevin 1979, 80  
 Muckelstone, R.W. 1907, 08  
 Mucks, Arlie Sr. 1914  
 Muegge, Walter 1926  
 Mueller, Herb 1934  
 Mueller, Nick 2000  
 Mueller, Sam 1997, 98, 99  
 Mullen, Mike 1990  
 Munden, Kirk 2001  
 Murphy, Donald 1967, 68, 69  
 Murphy, Merritt 1900  
 Murphy, Peter 1907, 08, 11  
 Murray, Jack 1937, 38, 39  
 Muschinske, Bruce 1977  
 Musha, Mike 1968, 69  
 Myers, Bobby 1996, 97, 98, 99

## N

Namnick, Steve 1978  
 Nault, Jeffrey 1981, 82  
 Neal, Marvin 1979, 80, 81, 83  
 Negus, Fred 1942, 46  
 Nellen, James 1934, 35  
 Nelson, Gordon 1920, 21  
 Nelson, Oscar 1893, 94, 96  
 Nelson, Parnell 1931  
 Nelson, Paul 1923, 24, 25  
 Nelson, Robert 1958, 59  
 Nelson, Robert 1993, 95  
 Nelson, Scott 1990, 91, 92, 93  
 Nelson, Todd 1986, 87, 88  
 Nena, Gerald 1960  
 Nettesheim, Dave 1945  
 Nettles, James 1961, 62, 63  
 Neuser, Mark 2001  
 Newell, Robert 1987, 88, 89, 90  
 Nichols, Thomas 1922, 23, 24  
 Nicolazzi, Richard 1957  
 Nieforth, Fred 2003  
 Nines, Richard 1945  
 Nordwig, Todd 1971  
 Norvell, Aaron 1989, 90, 91, 92  
 Norvell, Merritt 1960, 61, 62  
 Norwick, Joseph 1974, 75  
 Nosbusch, Keith 1970, 71, 72  
 Novak, Clarence 1972, 73, 74  
 Nowak, James 1967, 69  
 Nowka, Pete 1985, 86, 87, 88  
 Null, Robert 1934, 35  
 Nyquist, Matt 1992, 93, 94, 95

## O

O'Brien, George 1950, 51, 52  
 O'Brien, John 1902, 04  
 O'Brien, John P. 1936, 37, 38  
 O'Dea, Pat 1896, 97, 98, 99  
 O'Donahue, Pat 1949, 50, 51  
 O'Donnell, Jody 1979, 80, 81, 82  
 O'Neill, Ed 1947  
 Odomes, Nate 1984, 85, 86  
 Ofstie, Harold 1911, 12, 13  
 Olsen, Harold 1916  
 Olshanski, Hank 1947  
 Olson, William 1917  
 Oman, Tury 1928, 29, 30  
 Onstad, Erick 1891  
 Orlando, Todd 1991, 92, 93  
 Orlich, Dan 1945  
 Orr, Jonathan 2002, 03  
 Orszula, Mark 1979, 80  
 Osswald, Chris 1981, 83, 84  
 Osthoff, Oscar 1907, 08, 09  
 Otterback, Hal 1946, 47, 48, 49  
 Otto, Tim 1988  
 Owens, Fred 1987, 88, 89

## P

Paar, Ronald 1962, 63  
 Pacetti, Mario 1932, 33, 34  
 Pacetti, Nello 1929, 31, 32  
 Paciotti, Tony 2001, 02, 03  
 Pagel, John 1972  
 Palermo, Jason 2003  
 Panos, Joe 1991, 92, 93  
 Parish, Forest 1948  
 Parish, Steven 1979  
 Parks, John 1927, 28, 29  
 Partington, Paul 1986, 87, 88  
 Paskvan, George 1938, 39, 40  
 Passini, Mike 1971, 72  
 Patterson, Brian 1993, 94  
 Paul, Herbert 1937  
 Peabody, Alvin 1972, 73, 74  
 Peak, Vern 1935, 36, 37  
 Pearce, James 1967  
 Pearse, Benjamin 1922  
 Pearson, Bret 1981, 82, 83, 84  
 Peele, H.J. 1896, 97, 99  
 Perkins, Ron 1958, 59, 60  
 Perry, C.S. 1903, 04  
 Peters, Kenton 1951, 52  
 Peters, Shawn 1988  
 Peters, Thomas 1955, 57  
 Peterson, Clarence 1936  
 Peterson, Donald 1939, 40  
 Peterson, H. 1903  
 Peterson, Keith 1985, 86, 88  
 Peterson, Marv 1932, 33  
 Peterson, Phillip 1966  
 Peterson, Robert 1939  
 Petruska, Robert 1948, 49, 50  
 Pettus, Jerone 2001, 02, 03  
 Phillip, Clifford 1940  
 Pickens, Robert 1963  
 Pierce, Brad 1983, 84  
 Pierce, Brady 1988, 89, 90  
 Pierce, Maurice 1910, 11  
 Pike, Harry 1933  
 Pillath, Roger 1961, 62, 63

Pinnow, Gary 1964, 65  
 Pinnow, John 1946, 47, 48  
 Piper, Robert 1943  
 Piraino, Albert 1964  
 Pisetsky, Vitaly 1997, 98, 99, 00  
 Pittleman, Irving 1944  
 Pizer, Gordon 1934  
 Pluff, Gary 1968  
 Pociask, Jason 2002, 03  
 Pohl, Neil 1934, 36, 37  
 Poindexter, William 1970, 71  
 Polaski, Steve 1922, 24, 25  
 Polczynski, Nick 1989, 90  
 Pollard, Ronnie 1973, 74, 75, 76  
 Pollex, Eric 1995  
 Pollock, Chester 1911  
 Pophal, Raymond 1944  
 Popp, Anton 1935  
 Porett, Leo 1933  
 Pottinger, Earl 1945  
 Powell, Thomas 1912  
 Powell, Walter 1912, 13  
 Prael, F.W. 1889  
 Pratt, George 1998, 99  
 Pratt, Syllas 1993, 94  
 Prchlik, Arthur 1951, 52  
 Price, Art 1983, 84  
 Price, Arthur 1928  
 Price, Edgar 1944, 47, 48  
 Price, J. 1903  
 Price, William 1949  
 Prins, Richard 1943  
 Proctor, Thomas 1952  
 Propsom, Michael 1969  
 Prusinski, Michael 1976  
 Purnell, James 1961, 62, 63  
 Pyre, J.F.A. 1891, 95, 96

## Q

Quaerna, Arnold 1963


## R

Rabach, Casey 1997, 98, 99, 00  
 Rabas, Greg 1980, 81  
 Rabas, Thomas 1955  
 Radcliffe, Robert 1948, 49, 50  
 Raddatz, Craig 1983, 84, 85, 86  
 Rader, Mike 1994, 95, 96  
 Radke, Fred 1925  
 Rafko, Nick 1990, 91, 92, 93  
 Raiola, Donovan 2002, 03  
 Ramlow, Richard 1943  
 Rapps, David 1988, 89, 90  
 Rasmussen, Jeff 1991, 92  
 Rasmussen, John 1974, 75, 76  
 Rau, Harold 1914, 15  
 Ray, Bob 1940, 41, 42  
 Raymer, Cory 1991, 92, 93, 94  
 Reber, Thomas 1980  
 Rebholz, Harold 1927, 28, 29  
 Rebholz, Harold Jr. 1953  
 Rebholz, Russ 1930, 31  
 Reddick, Melvin 1967, 68, 69  
 Reese, Dwight 1991, 92  
 Regan, Jim 1942  
 Reich, Robert 1943  
 Reichardt, Rick 1962, 63  
 Reid, Michael 1983, 84, 85, 86

Reimer, John 1974, 75  
 Reineck, Gary 1966, 67, 68  
 Reinke, James 1954, 55, 56  
 Reise, Steven 1973  
 Relich, Daniel 1976, 77, 78  
 Remp, R.W. 1903, 04  
 Rendtorff, Edmund 1893  
 Rennebohm, Robert 1946, 47  
 Retzlaff, Dague 1997, 98, 99, 00  
 Rhodes, Rodney 1972, 73  
 Rhymes, John 1993  
 Rice, Eric 1964, 65, 66  
 Richards, John 1892, 93, 94, 95  
 Richards, Marshall 1980  
 Richardson, Charles 1972  
 Richardson, Curtis 1980, 81  
 Richardson, Seth 1900  
 Richter, Bob 1964, 65, 66  
 Richter, Pat 1960, 61, 62  
 Ridlon, Walter 1966, 67  
 Rieger, Harry 1914, 15  
 Riewer, Frank 1941  
 Riordan, James 1937  
 Riordan, J.P. 1895, 96, 97, 00  
 Ritcherson, Lewis 1969  
 Roan, Michael 1991, 92, 93, 94  
 Roberson, Royce 1994, 95  
 Roberts, George 1941  
 Roberts, Jacques 1968  
 Roberts, John 1940, 42  
 Roberts, Ronald 1953  
 Robertson, Arthur 1943  
 Robinson, Bradbury 1903  
 Robinson, Rafael 1988, 89, 90, 91  
 Rodgers, James 1957  
 Rodriguez, Joe 1976, 77  
 Roedel, John 1965  
 Roell, Rob 1997, 98, 99  
 Rogenski, Theodore 1960  
 Rogers, C. 1899  
 Rogers, Harlan 1906, 07, 08  
 Rogers, James 1959  
 Rogers, Roderick 2003  
 Rohde, John 1994  
 Rohde, Kevin 1982, 83  
 Rooney, Harold 1941  
 Root, Greg 2003  
 Rosandich, Ron 1955  
 Rose, Eugene 1926, 27, 28  
 Rose, Randy 1974, 75, 76  
 Roseth, Leonard 1905, 09  
 Rosga, Tim 1996, 97, 98, 99  
 Ross, James 1985, 86, 88  
 Ross, John 1933  
 Rothbauer, Joe 1978, 79, 80  
 Rowan, Levonne 2002, 03  
 Rowe, Charles 1943  
 Rudat, Karl 1967, 68  
 Rudolph, Joe 1992, 93, 94  
 Ruetz, Howard 1978, 79, 80  
 Russell, James 1992  
 Rustman, Karl 1947, 48  
 Rutenberg, Bill 1980  
 Rutenberg, William 1952  
 Rux, Steve 1986, 87  
 Ryan, John 1966, 67, 68  
 Ryan, John E. 1893, 94, 96, 97

## S

Sachen, Michael 1964, 65  
 Sachtjen, Kenneth 1948, 49, 50  
 Safranek, Randy 1972  
 Saleh, Tarek 1993, 94, 95, 96  
 Salen, Gregory 1973  
 Salmons, David 1968  
 Samp, Edward 1910, 11, 12  
 Samuel, Mike 1995, 96, 97, 98  
 Sanders, Donte 2002, 03  
 Sanger, Art 1972, 73, 74  
 Sanger, Carl 1933  
 Sanger, Fred 1925  
 Sauter, Kendall 1939  
 Savage, Corey 1981  
 Sawicki, Mark 1978  
 Schabert, Matt 2001, 02, 03  
 Schade, Donald 1959, 60, 61  
 Schaefer, Jerry 1948, 49  
 Schaffner, Donald 1966, 68  
 Scheid, Terry 1970  
 Schenk, James 1961, 62  
 Scherneck, Edward 1922  
 Schick, Jason 1999, 00, 01  
 Schick, William 1983, 84, 85  
 Schieble, Dan 1976, 77, 78  
 Schiller, Robert 1931, 32, 33  
 Schinke, Thomas 1965, 66, 67  
 Schleisner, Bill 1950, 51  
 Schlicht, Bob 1971  
 Schlicht, Kurt 1983  
 Schliksbier, Karel 1975  
 Schmidt, Edward 1914  
 Schmidt, Rudy 1968, 69  
 Schmitsch, Richard 1966, 67  
 Schmitz, Bill 1937, 38, 39  
 Schneck, Dan 1995  
 Schneck, Mike 1996, 97, 98  
 Schneider, Alfred 1923  
 Schneider, James 1969  
 Schneider, Paul 1992  
 Schneider, W.H. 1904  
 Schneller, John 1930, 31, 32  
 Schnetzky, Rick 1993, 94  
 Schoessow, Wally 1966, 67, 68  
 Schofield, Harvey 1902, 03  
 Schoonover, Alan 1957, 59  
 Schrader, David 1970, 72  
 Schreiber, William 1900, 01  
 Schreiner, Dave 1940, 41, 42  
 Schremp, Thomas 1977, 78, 79  
 Schroeder, Daniel 1973  
 Schuelke, Karl 1933, 34, 38  
 Schuette, Paul 1926  
 Schwartz, John 1944  
 Schwarze, Herbert 1924  
 Schymanski, James 1971, 72, 73  
 Scott, Ralph 1917, 19, 20  
 Scribner, Charles 1907, 08  
 Seamonson, Al 1980, 81  
 Searcy, Henry 1990, 91, 92, 93  
 Seelinger, Len 1941, 42  
 Seifert, Michael 1971, 72, 73  
 Seis, Dean 1980  
 Self, Clarence 1943, 46, 47, 48  
 Senczysyn, David 1990  
 Senn, Ed 1980  
 Senn, George 1898, 99, 00, 01  
 Severson, Peter 1981, 82



Darryl Sims

Shackerford, Lamark 1990, 91, 92, 93  
 Shafer, Allan 1944  
 Sharp, Duer 1988, 89, 90, 91  
 Sharron, Scott 1985  
 Shea, Bob 1945, 47, 48  
 Sheehan, William 1929  
 Sheldon, Walter 1889, 92, 95, 96  
 Shelton, Rodney 1991  
 Shinnick, Thomas 1968, 69, 71  
 Shoemaker, Lawrence 1927, 29  
 Shong, A.C. 1898  
 Shorney, Gordon 1919  
 Shumate, Mark 1979, 80, 81, 82  
 Shwaiko, Paul 1952, 54, 55, 58  
 Sigmund, John 1997, 98, 99, 00  
 Silverwood, T.P. 1895, 96  
 Silvestri, Carl 1962, 63, 64  
 Simala, Jay 1992  
 Simcic, John 1948, 49, 50  
 Simkowski, George 1950, 51, 52  
 Simmons, Douglas 1930, 31  
 Simmons, Haywood 1994, 95  
 Simmons, Ken 1973, 74, 75  
 Simmons, Ryan 2000, 01, 02  
 Simmons, Tony 1994, 95, 96, 97  
 Simonson, Richard 1956  
 Simpson, Eber 1915, 16, 17  
 Simpson, George 1915  
 Sims, Clint 1979, 80, 81, 82

Sims, Darryl 1980, 81, 82, 84  
 Sivyer, Benjamin 1917  
 Sklare, Scott 1975  
 Skow, Emil 1900, 01  
 Skrzypchak, Eric 1996, 97, 98  
 Slaughter, B.K. 1924  
 Smith, Brian 1982  
 Smith, Chuck 1999, 00, 01  
 Smith, Dwayne 2002, 03  
 Smith, Frederick 1918, 19  
 Smith, Harold C. 1928, 32, 33  
 Smith, Harold, F. 1929, 30, 31  
 Smith, Jerome 1950, 51  
 Smith, John B. 1972, 73  
 Smith, John H. 1967, 68  
 Smith, Leonard 1922  
 Smith, Lewis 1927, 28, 29  
 Smith, Lynwood 1914, 15  
 Smith, Jerron 2001  
 Smith, Ronald 1962, 63, 64  
 Smith, William 1961, 62, 63  
 Smolich, Michael 1970, 71  
 Snell, Ray 1977, 78, 79  
 Snell, Robert 1968  
 Sobocinski, Phil 1964, 65, 66  
 Solwold, Mike 1997, 99, 00  
 Sondrup, Ryan 1995, 96, 97  
 Sorgi, Jim 2000, 01, 02, 03  
 Soukop, Rudolph 1906, 07  
 Souza, Wayne 1977, 78

Spaeth, Tony 1989, 90, 91, 92  
 Sparger, David 1985, 86  
 Spencer, Troy 1985  
 Spiller, Rod 1993, 94, 95, 96  
 Sprague, Charles 1958  
 Sprague, Jake 1998, 99, 00, 02  
 Springer, Ernest 1906, 08  
 Spurlin, Larry 1979, 80, 81  
 Staiger, David 1949, 50  
 Stalcup, Jerry 1957, 58, 59  
 Staley, Ronald 1960, 61  
 Stangel, C.G. 1898  
 Stanger, Dirk 1996  
 Stanley, Booker 2003  
 Stanley, Henry 1935  
 Starch, Ken 1973, 74, 75  
 Stark, Harold 1917  
 Stark, Howard 1919, 20  
 Stark, Steve 1992, 93, 94, 95  
 Starks, Scott 2001, 02, 03  
 Stassi, Mike 1982  
 Stauss, Tom 1977, 78, 79  
 Stavrum, Edwin 1913, 14, 15  
 Stecker, Aaron 1995, 96  
 Steffen, Joe 1996  
 Stein, Jeffrey 1987  
 Steiner, Ronald 1957, 58, 59  
 Steiner, Rudy 1971, 72  
 Steinmetz, George 1950, 51, 52  
 Stejskal, Dennis 1975, 76, 77  
 Stellick, Jack 1955  
 Stellmacher, Joe 2003  
 Stemke, Kevin 1997, 98, 99, 00  
 Stensby, Clarence 1951, 52, 53, 54  
 Stephenson, Dennis 1969, 70  
 Steverson, Ron 1980, 81  
 Stewart, Jon 1973  
 Stiehm, Ewald 1906, 07, 08  
 Stieve, Terry 1973, 74, 75  
 Stills, Ken 1983, 84  
 Stipek, Ray 1923, 24, 25  
 Stocco, John 2003  
 Storck, Robert 1970, 71, 72  
 Stout, Ward 1930, 31  
 Stracka, Tim 1978, 79, 80, 82  
 Strain, Clair 1931, 32, 34  
 Straubel, Austin 1924, 25, 26  
 Street, Lester 1896  
 Strehlow, Rollie 1949, 50, 51  
 Striefel, Rick 1986  
 Stroede, Terrence 1978, 79  
 Strongquist, Luther 1904  
 Strop, Todd 1989, 91  
 Stupka, Bob 1942  
 Subach, Mark 1980, 81, 82  
 Suits, William 1960  
 Suminski, David 1950, 51, 52  
 Sumner, Louis 1889, 91, 92  
 Sundt, Guy 1918, 19, 20, 21  
 Surber, Gordon 1947  
 Suttle, Jason 1994, 95, 96, 97  
 Swalve, Gary 1966, 67, 68  
 Swan, Scott 1981  
 Swiderski, Edward 1930  
 Swopes, Aaron 1987  
 Sydnor, Eric 1985, 86  
 Sydnor, Raymond 1978, 79  
 Sykes, Robert 1922, 27

**T**

Taft, Merrill 1922, 23  
 Tams, Mike 1989, 90  
 Tandberg, Alvin 1911, 12, 13  
 Tansor, Dave 1986  
 Tarrell, Lucius 1904, 05  
 Tarzetti, Kenneth 1944  
 Taulien, John 1985  
 Tauscher, Mark 1997, 98, 99  
 Taylor, George 1913, 14  
 Taylor, Glenn 1915, 16  
 Taylor, John 1919  
 Taylor, Leonard 1995, 96, 97, 98  
 Taylor, Robert 1982, 84, 85, 86  
 Teague, Robert 1949  
 Tebell, Gustaf 1920, 21, 22  
 Teckemeyer, Oscar 1923, 24  
 Teets, Richard 1985, 86  
 Temp, James 1952, 53, 54  
 Tennant, John 1938, 39, 40  
 Terrell, Melvin 1980, 84  
 Teteak, Richard 1956, 57, 58  
 Thiele, R.C. 1891  
 Thomas, Charles 1954, 55  
 Thomas, Greg 1987, 88, 89, 90  
 Thomas, Joe 2003  
 Thomas, Vaughn 1979, 80, 81, 82  
 Thompson, Alan 1969, 70, 71  
 Thompson, Bryson 1998, 99, 00, 01  
 Thompson, Donnel 1996, 97, 98, 99  
 Thompson, George 1895  
 Thompson, Jerry 1944, 45  
 Thompson, Jim 1945, 46  
 Thompson, Mike 1991, 92, 93, 94  
 Thompson, Patrick 1990, 91, 92  
 Thompson, Rich 1988, 89, 90, 91, 92  
 Thornally, Dick 1940, 41, 42  
 Thurner, George 1930, 31, 32  
 Tietz, John 1966, 67  
 Timbers, Kareem 2001, 02, 03  
 Tobias, Dave 1930, 31, 32  
 Todd, Wayne 1966, 67, 68  
 Toepfer, Jim 1947  
 Tommerson, Clarence 1934, 35, 36  
 Tompkins, Reginald 1985, 86  
 Toon, Al 1982, 83, 84  
 Torian, Reggie 1994, 95  
 Tormey, Albert 1912, 13  
 Tormey, Thomas 1900  
 Tornow, Elmer 1938, 39  
 Torpfer, Jim 1947  
 Tratt, Paul 1897, 98, 99, 00  
 Tratt, W.F. 1892  
 Trautman, George 1894, 95  
 Trautman, H. 1896  
 Triplett, Delta 1997  
 Trotta, Lee 1968  
 Tucker, B.J. 1999, 00, 01, 02  
 Tucker, Melvin 1990, 91, 92, 94  
 Tucker, Rob 2002  
 Turk, Daniel 1983, 84  
 Turturro, Ralph 1978

**U**

Underwood, Pete 1987  
 Underwood, Steven 1960, 61, 62  
 Unertl, Matt 1998, 99, 00  
 Unverzagt, Eric 1991, 93, 94, 95  
 Ursin, Donald 1952, 53, 54  
 Usher, Edison 1918

**V**

Vance, Jerry 1980, 81  
 VandenBoom, Matt 1980, 81, 82  
 Vanderboom, E.J. 1902, 03, 04, 05  
 Vanderhoof, William 1950  
 Vander Kelen, Ron 1962  
 VanderVelden, Donald 1960, 61  
 Vanderveldt, Jamie 1993, 94, 95, 96  
 VandeZande, Chad 1985, 86, 87, 88  
 VanGent, Conrad 1911, 13  
 VanRiper, John 1911, 12  
 VanRoo, Todd 1992  
 Vaughn, Harold 1917  
 Veit, Sam 1991, 92, 93, 94  
 Veith, Steven 1977, 78, 79  
 Vergetis, Gus 1953  
 Vernon, Calvin 1948  
 Versnik, Ron 1980, 81, 82  
 Verstegen, Mike 1991, 92, 93, 94  
 Vesel, Charles 1960  
 Vesperman, Michael 1973, 74  
 Vincent, Troy 1988, 89, 90, 91  
 Vinci, Steven 1986, 87, 88  
 Vine, Jeffrey 1976, 77, 78, 79  
 Vogds, Evan 1941, 42  
 Vogt, Hugo 1943  
 Voigt, Stuart 1967, 68, 69  
 VonBremer, George 1925, 26, 27  
 VonHeimbürg, Ernest 1962, 64  
 Voss, Donald 1951, 52  
 Vranesh, George 1941

**W**

Waerig, John 1995, 96  
 Wagner, Chris 2000  
 Wagner, Jeffrey 1985, 86, 88  
 Wagner, John 1977  
 Wagner, Robert 1978  
 Wagner, Rube 1926, 27, 28  
 Wagner, Scott 1996, 97  
 Wagner, Steve 1973, 74, 75  
 Waisanen, Erik 1998  
 Walgenbach, Gene 1941  
 Walker, Albert 1957  
 Walker, Averick 1983, 84  
 Walker, Carlton 1980, 81  
 Walker, David 1891, 92  
 Walker, Elbert 1969, 70, 71  
 Walker, Melvin 1967  
 Walsh, Jeffrey 1977  
 Walter, Ted 1980  
 Ware, Tim 1989, 90, 91, 92  
 Warren, Ebert 1927, 28, 29

Wartinbee, Bob 1948  
 Washburn, Cliff 1943  
 Washer, Charles 1903  
 Washington, Lee 1976, 77  
 Washington, Shadrick 1997  
 Washington, Selvie 1973, 74  
 Wasikowski, Paul 1978  
 Wasserbach, Lloyd 1940, 41, 42  
 Watkins, LaMarr 2002, 03  
 Watrud, James 1977  
 Watson, Stephen 2001  
 Watters, Philip 1986  
 Weber, Bernard 1943, 44  
 Webster, Michael 1971, 72, 73  
 Weems, Cyril 1993, 94, 95, 96  
 Wegner, Edmund 1938, 39, 40  
 Weigandt, Bob 1937, 38  
 Weiger, Ralph 1943  
 Weimar, Albert 1913, 14, 15  
 Weiske, Bob 1944, 47, 48  
 Weiss, Howard 1936, 37, 38  
 Welch, George 1977, 78, 79  
 Welch, Gerald 1957  
 Welch, Myron 1926, 27  
 Welsh, Jonathan 2001, 02, 03  
 Wernicke, C.F.G. 1912  
 Wescott, Ward 1901  
 Wesley, James 1971, 72  
 Westedt, Paul 1933  
 Weston, Frank 1917, 19, 20  
 Westphal, John 1980, 81  
 Weyker, Jeff 1988  
 Wheeler, Mark 1984  
 Wheeler, Sam 1965, 66, 67  
 White, Brandon 2002, 03  
 White, Jeff 1974  
 White, LaMarr 1987, 88, 89, 90  
 White, Marcus 1997  
 Whitmore, Alba 1907  
 Whitmore, Joseph 1907  
 Whittaker, Elmer 1906, 07, 09  
 Whittaker, Terry 1969, 70, 71  
 Whyte, Conroy 1999, 00  
 Wiener, M.R. 1890  
 Wiesner, Tom 1958, 59, 60  
 Wilce, John 1907, 08, 09  
 Wilder, Lee 1969, 70  
 Wilke, Earl 1925, 26  
 Willding, Robert 1939, 40  
 Wille, Scott 2001  
 Williams, Bill 1986, 87, 88, 90  
 Williams, Brandon 1996, 97, 98  
 Williams, Brandon 2002, 03  
 Williams, Broderick 2000, 01, 02  
 Williams, Charles 1996, 97  
 Williams, Dean 1893  
 Williams, Edward 1923  
 Williams, John 1979, 80, 81, 82  
 Williams, John L. 1989  
 Williams, Robert 1985, 87  
 Williams, Robert 1989, 90, 91  
 Williams, Roland 1920, 21, 23  
 Williams, Sid 1956, 57, 58  
 Williams, Stanley 1972, 73, 74  
 Williams, Tony 1996, 97, 98  
 Willson, Milo 1932

Wilmarth, George 1899  
 Wilson, Glen 1953, 54  
 Wilson, J. Donald 1935  
 Wilson, J. Robert 1925, 26, 27  
 Wilson, Robert 1946, 47, 48, 49  
 Wilson, Sean 1989, 90  
 Wimmer, Hugo 1952  
 Wimmer, James 1930  
 Wimpres, James 1974  
 Winckler, Bob 1979, 80, 81, 82  
 Windward, Erwin 1935, 36  
 Winfrey, Carl 1968, 69, 70  
 Wings, David 1985, 86, 87, 88  
 Wink, Jack 1942, 46, 47  
 Winslow, George 1982, 83  
 Wirth, Jeff 1990, 91, 92, 93  
 Withers, Ed 1949, 50, 51  
 Witkus, Douglas 1976, 77  
 Witt, Gerald 1951, 52, 53  
 Wittig, Richard 1961  
 Wojdula, Andy 1961, 62, 63  
 Wojtowicz, George 1978  
 Wolf, Jeffrey 1987, 88  
 Wood, Jake 2003  
 Wood, John 1966  
 Woodford, Bruce 1977  
 Woods, James 1920, 21  
 Wrabetz, Voyta 1903, 04, 05  
 Wright, James 1935  
 Wright, Randy 1981, 82, 83  
 Wuhrman, Jerald 1952, 53  
 Wunsch, Jerry 1993, 94, 95, 96

**Y**

Yanakos, William 1966, 67, 68  
 Yarborough, William 1968, 69, 70  
 Yderstad, Charles 1948, 49, 50  
 Yeager, Clive 1898, 99  
 Yocum, Chad 1991, 92, 93, 95  
 York, Claude 1938, 39  
 Young, Richard 1969  
 Young, Scott 1993, 94, 95  
 Young, Stephen 1962, 63  
 Yourg, Daniel 1979

**Z**

Zakula, Mark 1972, 73, 74  
 Zalewski, Mark 2003  
 Zeisler, George 1906  
 Zeman, Robert 1957, 58, 59  
 Ziemetz, Arthur 1974  
 Ziese, Edgar 1927  
 Zimmerman, John 1973, 74, 75  
 Zinke, Arthur 1913  
 Zoelle, Charles 1947  
 Zouvoas, Peter 1957, 59  
 Zullo, Vince 1991, 92, 93, 94  
 Zych, Lester 1943

# Badgers in the Pros

The following former Badgers either played or are still active in professional football. These lists were provided by teams from the National Football League, Canadian Football League, World Football League and United States Football League. Only players officially recognized as "rostered" professional players by those organizations are listed. Current professionals (as of 2003 opening day rosters) are listed in ALL CAPS.

## PLAYER

Dave Ahrens

Art Albrecht

Bill Albright

Alan Ameche

Norm Amundsen

Mark Anelli

John Atwood

Jim Bakken

Kevin Belcher

Chuck Belin

MICHAEL BENNETT

Scott Bergold

Lee Bernet

ERIK BICKERSTAFF

Guy Boliaux

BROOKS BOLLINGER

Kyle Borland

Ken Bowman

Donny Brady

WENDELL BRYANT

Howard Buck

Tom Burke

Jason Burns

Len Calligaro

LaMar Campbell

Larry Canada

Harland Carl

Chad Cascadden

CHRIS CHAMBERS

Jim Cook

Dave Costa

Ken Criter

Don Davey

NICK DAVIS

Ralph Davis

Joe Dawkins

RON DAYNE

Jim DeLisle

Jeff Dellenbach

## PRO TEAMS

St. Louis Cardinals, 1981-84

Indianapolis Colts, 1985-87

Detroit Lions, 1988

Miami Dolphins, 1989

Seattle Seahawks, 1990

Green Bay Packers, 1941

Pittsburgh Steelers, 1942

New York Giants, 1951-54

Baltimore Colts, 1955-60

Green Bay Packers, 1957

San Francisco 49ers, 2002

New York Giants, 1948

St. Louis Cardinals, 1962-78

Los Angeles Raiders, 1985

Denver Broncos, 1987

Los Angeles Rams, 1993-95

St. Louis Rams, 1996

Minnesota Vikings, 2001-03

St. Louis Cardinals, 1985-86

Denver Broncos, 1965-66

Dallas Cowboys, 2003

Winnipeg Blue Bombers, 1983

New York Jets, 2003

Michigan Panthers, 1983-84

New Jersey Generals, 1985

Los Angeles Rams, 1987

Green Bay Packers, 1964-73

Hawaiians, 1975

Baltimore Ravens, 1996-98

Arizona Cardinals, 2002-03

Green Bay Packers, 1921-25

Arizona Cardinals, 1999-02

Cincinnati Bengals, 1995

New York Giants, 1944-45

Detroit Lions, 1998-02

Denver Broncos, 1978-79, 81

Denver Gold, 1983

Chicago Blitz, 1984-85

Chicago Bears, 1956

New York Jets, 1995-99

Miami Dolphins, 2001-03

Green Bay Packers, 1921

San Francisco 49ers, 2001

Denver Broncos, 1969-74

Green Bay Packers, 1991-94

Jacksonville Jaguars, 1995-98

Minnesota Vikings, 2002-03

Green Bay Packers, 1947-48

Houston Oilers, 1970-71

Denver Broncos, 1971-73

New York Giants, 1974-75

Houston Oilers, 1976


New York Giants, 2000-03

Green Bay Packers, 1971

Miami Dolphins, 1985-94

New England Patriots, 1995

Green Bay Packers, 1996-98



Nick Davis (left) and Troy Vincent are two of the many Barry Alvarez-era Badgers to have played in the NFL.

Lee DeRamus

Glenn Derby

John Dittrich

Jerry Doerger

JASON DOERING

Tom Domres

Wally Dreyer

MIKE ECHOLS

Bob Eckl

Ron Egloff

Gary Ellerson

Larry Emery

Derek Engler

Clarence Esser

Tom Farris

Hal Faverty

Rufus Ferguson

Bill Ferrario

JAMAR FLETCHER

Terrell Fletcher

Jim Fraser

Milt Gantenbein

Milt Gardner

AARON GIBSON

Earl Girard

New Orleans Saints, 1995-96

New Orleans Saints, 1989-90

St. Louis Cardinals, 1956

Green Bay Packers, 1959

Oakland Raiders, 1960

Buffalo Bills, 1961

Chicago Bears, 1982

Chicago Blitz, 1984

Orlando Renegades, 1985

Indianapolis Colts, 2001-03

Houston Oilers, 1968-71

Denver Broncos, 1971-72

Chicago Bears, 1949

Green Bay Packers, 1950-51

Tennessee Titans, 2002-03

Chicago Cardinals, 1945

Denver Broncos, 1977-83

San Diego Chargers, 1984

Green Bay Packers, 1985-86

Detroit Lions, 1987

Atlanta Falcons, 1987

New York Giants, 1997-00

Chicago Cardinals, 1947

Chicago Bears, 1946-47

Green Bay Packers, 1952

Winnipeg Blue Bombers, 1973

Portland Storm, 1974-75

Green Bay Packers, 2000-02

Miami Dolphins, 2001-03

San Diego Chargers, 1995-03

Denver Broncos, 1962-64

Kansas City Chiefs, 1965

New England Patriots, 1966

New Orleans Saints, 1968

Green Bay Packers, 1931-40

Green Bay Packers, 1922-26

Detroit Lions, 1999-01

Dallas Cowboys, 2001-02

Chicago Bears, 2003

Green Bay Packers, 1948-51

Detroit Lions, 1952-56

Pittsburgh Steelers, 1957

Charles Goldenberg	Green Bay Packers, 1933-45	Von Mansfield	Philadelphia Eagles, 1982
Rick Graf	Miami Dolphins, 1987-90		Michigan Panthers, 1984
	Houston Oilers, 1991-92		Birmingham Stallions, 1985
	Washington Redskins, 1993		Green Bay Packers, 1987
Neil Graff	New England Patriots, 1974-75	CECIL MARTIN	Philadelphia Eagles, 1999-03
	Seattle Seahawks, 1976	Ira Matthews	Oakland Raiders, 1979-81
	Pittsburgh Steelers, 1976-77	Earl Maves	Detroit Lions, 1948
David Greenwood	Michigan Panthers, 1983-84	Tom McCauley	Atlanta Falcons, 1969-71
	Oakland Invaders, 1985	Thad McFadden	Birmingham Stallions, 1985-86
	Tampa Bay Buccaneers, 1985		Buffalo Bills, 1987
	Green Bay Packers, 1986	Chris McIntosh	Seattle Seahawks, 2000-01
Bill Gregory	Los Angeles Raiders, 1988	Jack Mead	New York Giants, 1946-47
	Dallas Cowboys, 1971-77	Jim Melka	Green Bay Packers, 1987
NICK GREISEN	Seattle Seahawks, 1978-80	AHMAD MERRITT	Chicago Bears, 2001-03
Paul Gruber	New York Giants, 2002-03	Larry Mialik	Atlanta Falcons, 1972-74
Dale Hackbart	Tampa Bay Buccaneers, 1988-99		San Diego Chargers, 1976
	Green Bay Packers, 1960	Don Miller	Green Bay Packers, 1941-42
	Washington Redskins, 1961-63	Ron Miller	Los Angeles Rams, 1962
	Minnesota Vikings, 1966-70	Pete Monty	New York Giants, 1997-00
	St. Louis Cardinals, 1971-72	Mike Morgan	Chicago Bears, 1978
	Denver Broncos, 1973	Emmett Mortell	Philadelphia Eagles, 1937-39
JOHN HALL	New York Jets, 1997-02	Brent Moss	St. Louis Rams, 1995
	Washington Redskins, 2003	Don Murry	Chicago Bears, 1924-31
Jim Haluska	Chicago Bears, 1956	Bobby Myers	Tennessee Titans, 2000-01
Pat Harder	Chicago Cardinals, 1946-50	Fred Negus	Chicago Bears, 1950
	Detroit Lions, 1951-53	Jim Nettles	Philadelphia Eagles, 1965-69
John Harris	Green Bay Packers, 1925-26		Los Angeles Rams, 1969-72
Marck Harrison	Orlando Renegades, 1985-86	Jack Novak	Cincinnati Bengals, 1975
EDGERTON HARTWELL	Baltimore Ravens, 2001-03		Tampa Bay Buccaneers, 1976-77
Donald Hayes	Carolina Panthers, 1998-01	Nate Odomes	Buffalo Bills, 1987-93
	New England Patriots, 2002	Pat O'Donahue	Seattle Seahawks, 1994-95
Elroy Hirsch	Los Angeles Rams, 1949-57		San Francisco 49ers, 1952
John Hohman	Denver Broncos, 1965-66		Green Bay Packers, 1955
Craig Hudson	Green Bay Packers, 1990		
Ken Huxhold	Philadelphia Eagles, 1954-58		
Eddie Jankowski	Green Bay Packers, 1937-41		
Lawrence Johnson	Cleveland Browns, 1979-84		
	Buffalo Bills, 1984-87		
Richard Johnson	Houston Oilers, 1985-92		
Jimmy Jones	Chicago Bears, 1965-67		
	Denver Broncos, 1968		
Tim Jordan	New England Patriots, 1987-89		
Don Kindt	Chicago Bears, 1947-55		
ROGER KNIGHT	New Orleans Saints, 2001-03		
Dave Kocourek	San Diego Chargers, 1960-65		
	Miami Dolphins, 1966		
	Oakland Raiders, 1967-68		
ROSS KOLODZIEJ	New York Giants, 2001		
	San Francisco 49ers, 2003		
Bob Konovsky	St. Louis Cardinals, 1957-59		
	Chicago Bears, 1960		
	Denver Broncos, 1961		
Joe Kresky	Green Bay Packers, 1930		
	Washington Redskins, 1932		
	Philadelphia Eagles, 1933-35		
	Pittsburgh Steelers, 1935		
Gary Kroner	Denver Broncos, 1965-67		
Tim Krumrie	Cincinnati Bengals, 1983-94		
Ralph Kurek	Chicago Bears, 1965-70		
Bob Landsee	Philadelphia Eagles, 1986-87		
Dan Lanphear	Houston Oilers, 1960, 62		
Wes Leaper	Green Bay Packers, 1921, 23		
Dave Levenick	Atlanta Falcons, 1983-84		
Danny Lewis	Detroit Lions, 1958-64		
	Washington Redskins, 1965		
	New York Giants, 1966		
Dennis Lick	Chicago Bears, 1976-81		
Dick Loepfe	Chicago Cardinals, 1948-49		
Mike London	San Diego Chargers, 1966		
Jason Maniecki	Tampa Bay Buccaneers, 1996-98		



John Hall played for the New York Jets for six seasons. He is now with Washington.



**Terrell Fletcher**  
spent eight seasons with the San Diego Chargers.


Joe Panos	Philadelphia Eagles, 1994-97
George Paskvan	Buffalo Bills, 1998-00
Phillip Peterson	Green Bay Packers, 1941
Roger Pillath	Green Bay Packers, 1932
James Purnell	Los Angeles Rams, 1965
CASEY RABACH	Pittsburgh Steelers, 1966
CORY RAYMER	Chicago Bears, 1964-68
Michael Reid	Los Angeles Rams, 1969-72
Pat Richter	Baltimore Ravens, 2001-03
Michael Roan	Washington Redskins, 1995-01
Rafael Robinson	San Diego Chargers, 2002-03
Gene Rose	Atlanta Falcons, 1987-92
Gus Rosenow	Washington Redskins, 1963-70
Joe Rudolph	Houston Oilers, 1995-96
Tarek Saleh	Tennessee Oilers, 1997-98
MIKE SCHNECK	Tennessee Titans, 1999-00
John Schneller	Seattle Seahawks, 1992-95
Karl Schuelke	Houston Oilers, 1996
Paul Schuette	Chicago Cardinals, 1929-32
Ralph Scott	Green Bay Packers, 1921
Champ Seibold	Philadelphia Eagles, 1995
Mike Seifert	San Francisco 49ers, 1997, '99
Clarence Self	Carolina Panthers, 1997-98
Mark Shumate	Cleveland Browns, 1999-00
Carl Silvestri	Pittsburgh Steelers, 1999-03
	Detroit Lions, 1934-36
	Pittsburgh Steelers, 1939
	New York Giants, 1928
	Chicago Bears, 1930-32
	Chicago Bears, 1921-25
	Green Bay Packers, 1934-41
	Cleveland Browns, 1974
	Detroit Lions, 1950-51
	Green Bay Packers, 1952, 54-55
	Green Bay Packers, 1985
	New York Jets, 1985
	St. Louis Cardinals, 1965
	Atlanta Falcons, 1966

Tony Simmons	New England Patriots, 1998-00
Darryl Sims	Cleveland/Indianapolis, 2001
Jerry Smith	Pittsburgh Steelers, 1985-86
Ron Smith	Cleveland Browns, 1987-88
	San Francisco 49ers, 1952-53
	Green Bay Packers, 1956
	Chicago Bears, 1965
	Atlanta Falcons, 1966-67
	Los Angeles Rams, 1968-69
	Chicago Bears, 1970-72
	San Diego Chargers, 1973
	Oakland Raiders, 1974
	Southern California Sun, 1975
	Tampa Bay Buccaneers, 1980-83
	Pittsburgh Steelers, 1984-85
	Atlanta Falcons, 1968
	Dallas Cowboys, 2001
	Tampa Bay Buccaneers, 2002
	Los Angeles Rams, 1960
	Denver Broncos, 1961-62
	Green Bay Packers, 1976
	Tampa Bay Buccaneers, 2000-03
	Oakland Raiders, 2002-03
	New Orleans Saints, 1976-77
	St. Louis Cardinals, 1978-84
	Green Bay Packers, 1985-89
	Minnesota Vikings, 1990
	Cleveland Browns, 1983-85
	Washington Redskins, 1953
	Denver Broncos, 1999-00
	San Francisco 49ers, 2001
	Chicago Bears, 1924
	Green Bay Packers, 2000-03
	Green Bay Packers, 1957-60
	Green Bay Packers, 1952-56
	Philadelphia Bell, 1974-75
	Pittsburgh Steelers, 2000
	Indianapolis Colts, 2001-02
	Cincinnati Bengals, 1998
	Cleveland Browns, 1999-01
	Pittsburgh Steelers, 1938-39
	New York Jets, 1985-92
	Pittsburgh Steelers, 1986
	Tampa Bay Buccaneers, 1987-88
	Los Angeles Raiders, 1989-96
	Washington Redskins, 1997-98
	Seattle Seahawks, 1996-97
	Minnesota Vikings, 1963-67
	New Orleans Saints, 1995-97, 1999
	Miami Dolphins, 1992-95
	Philadelphia Eagles, 1996-03
	Green Bay Packers, 1948-49
	Minnesota Vikings, 1970-80
	Green Bay Packers, 1976-79
	Philadelphia Eagles, 1980-81
	Pittsburgh Steelers, 1974-88
	Kansas City Chiefs, 1989-90
	Detroit Lions, 1939-40
	Green Bay Packers, 1921
	Dallas Cowboys, 1985
	New Orleans Saints, 1986
	Indianapolis Colts, 1987
	Minnesota Vikings, 1971
	Pittsburgh Steelers, 1972
	Green Bay Packers, 1984-88
	Tampa Bay Buccaneers, 1997-01
	Seattle Seahawks, 2002-03
	San Diego Chargers, 1960-61
	Denver Broncos, 1962-63

# NFL Honor Roll

## Super Bowl Badgers

1967	Ken Bowman, Green Bay
1968	Ken Bowman, Green Bay Dave Kocourek, Oakland
1970	Dale Hackbart, Minnesota Stu Voigt, Minnesota
1971	Bill Gregory, Dallas
1972	Bill Gregory, Dallas
1974	Stu Voigt, Minnesota
1975	Stu Voigt, Minnesota Mike Webster, Pittsburgh
1976	Mike Webster, Pittsburgh Bill Gregory, Dallas
1977	Stu Voigt, Minnesota
1978	Larry Canada, Denver Bill Gregory, Dallas




National Football League Hall of Famer Mike Webster won four Super Bowl rings with the Steelers.

1979	Mike Webster, Pittsburgh
1980	Mike Webster, Pittsburgh
1981	Ira Matthews, Oakland Steve Wagner, Philadelphia
1985	Jeff Dellenbach, Miami
1989	Tim Krumrie, Cincinnati
1991	Nate Odomes, Buffalo
1992	Nate Odomes, Buffalo
1993	Nate Odomes, Buffalo
1997	Jeff Dellenbach, Green Bay
1998	Jeff Dellenbach, Green Bay
2000	Michael Roan, Tennessee
2001	Ron Dayne, N.Y. Giants Derek Engler, N.Y. Giants Pete Monty, N.Y. Giants
2003	Aaron Stecker, Tampa Bay

## Pro Bowl Badgers

1939	Milt Gantenbein, Green Bay Charles Goldenberg, Green Bay Eddie Jankowski, Green Bay
1951	Elroy Hirsch, L.A. Rams
1952	Elroy Hirsch, L.A. Rams Deral Teteak, Green Bay
1953	Pat Harder, Detroit Elroy Hirsch, L.A. Rams
1954	Don Kindt, Chicago
1955	Alan Ameche, Baltimore
1956	Alan Ameche, Baltimore Elroy Hirsch, L.A. Rams
1957	Alan Ameche, Baltimore
1958	Alan Ameche, Baltimore
1962	Dave Kocourek, San Diego Bob Zeman, Denver
1965	Jim Bakken, St. Louis
1967	Jim Bakken, St. Louis
1975	Jim Bakken, St. Louis
1976	Jim Bakken, St. Louis
1979	Mike Webster, Pittsburgh
1980	Mike Webster, Pittsburgh
1981	Mike Webster, Pittsburgh
1982	Mike Webster, Pittsburgh
1983	Mike Webster, Pittsburgh
1984	Mike Webster, Pittsburgh



Former St. Louis Cardinal placekicker Jim Bakken made the National Football League All-Pro team in 1965, 1967, 1975 and 1976.

1985	Mike Webster, Pittsburgh
1986	Mike Webster, Pittsburgh
1988	Mike Webster, Pittsburgh Tim Krumrie, Cincinnati
1989	Paul Gruber, Tampa Bay Tim Krumrie, Cincinnati
1990	Paul Gruber, Tampa Bay
1992	Paul Gruber, Tampa Bay Nate Odomes, Buffalo
1993	Nate Odomes, Buffalo
2000	Troy Vincent, Philadelphia
2001	Troy Vincent, Philadelphia
2002	Troy Vincent, Philadelphia
2003	Troy Vincent, Philadelphia Michael Bennett, Minnesota
2004	Troy Vincent, Philadelphia

## NFL HALL OF FAMERS

### Elroy "Crazylegs" Hirsch

Played for the Chicago Rockets (1946-48) and Los Angeles Rams (1949-57) ... totaled 387 receptions for 7,029 yards and 60 touchdowns in career ... key part of the Los Angeles Rams' revolutionary "three-end" offense in 1949 ... inducted into the NFL Hall of Fame in 1968.

### Mike Webster

Spent career with the Pittsburgh Steelers (1974-88) and Kansas City Chiefs (1989-90) ... played more seasons (15) and games (220) than anybody in Steelers' history ... nine-time Pro Bowl pick, including five as a starter ... won four Super Bowls with the Steelers ... had a string of 150 consecutive starts between 1976-86.

# Badgers in the NFL Draft

## 1937 NFL Draft ... Ed

Jankowski, Green Bay (1); John Golemgeske, Brooklyn (6)

## 1939 NFL Draft ... Howard

Weiss, Detroit (2); Lynn Hovland, Green Bay (3); Vince Gavre, Green Bay (8); Roy Bellin, Green Bay (14)

## 1940 NFL Draft ... Jack

Murray, Brooklyn (6)

## 1941 NFL Draft ... George

Paskvan, Green Bay (1); Fred Gage, Detroit (17)

## 1942 NFL Draft ... Tom

Farris, Green Bay (9)

## 1943 NFL Draft ... Dave

Schreiner, Detroit (2); Paul Hirshbrunner, Chicago Cards (12); Pat Lyons, Chicago Bears (17); Lloyd Wasserbach, Green Bay (19); Mark Hoskins, Green Bay (20); Bob Baumann, Chicago Bears (22); George Makris, Green Bay (24); Bob Ray, Green Bay (28)

## 1944 NFL Draft ... Pat

Harder, Chicago Cardinals (1); Bob Hanzlik, Philadelphia (11); Pat Boyle, Chicago Bears (27); Len Seeliger, Pittsburgh (30)

## 1945 NFL Draft ... Elroy Hirsch, Cleveland

(1); Jack Mead, N.Y. Giants (5); Fred Negus, Cleveland (7); Jack Wink, N.Y. Giants (13); Ken Currier, Detroit (19); Frank Lopp, Detroit (27)

## 1946 NFL Draft ... Rex John, Boston

(10); Dick Loepfe, Chicago Cardinals (11)

## 1947 NFL Draft ... Don Kindt, Chicago Bears

(1); George Fuchs, L.A. Rams (13); Wally Dreyer, Chicago Bears (15); Clarence Esser, Chicago Cardinals (18); Earl Maves, Detroit (26)

## 1948 NFL Draft ... Earl Girard, Green Bay

(1); Clarence Self, Chicago Cardinals (10); Bob Rennebohm, Green Bay (10)

## 1948 AAFC Draft ... Dick Loepfe, San


Francisco (21); Bob Rennebohm, Buffalo (25); Earl Girard, N.Y. Yankees (27); Ben Bendrick, Baltimore (28)

## 1949 NFL Draft ... Ben Bendrick, Chicago

Bears (4); Hal Faverty, Chicago Bears (15)

## 1949 AAFC Draft ... Ben Bendrick, N.Y.

Yankees (11); Clarence Self, Cleveland (13)



Al Toon was one of three Badgers chosen in the first round of the 1985 National Football League draft. Toon was picked by the Jets.

## 1950 NFL Draft ... Bob Wilson, Cleveland

(4); Joe Kelly, N.Y. Giants (13); Hal Otterback, Green Bay (17); Gene Evans, Green Bay (21)

## 1951 NFL Draft ... John Simcic, Chicago

Cardinals (15); Bill Albright, N.Y. Giants (20); Bob Radcliffe, Pittsburgh (27); Ken Huxhold, Chicago Cardinals (27); Ed Withers, Green Bay (30)

## 1952 NFL Draft ... Marion Campbell, San

Francisco (4); Pat O'Donahue, San Francisco (5); Jerry Smith, San Francisco (8); Deral Teteak, Green Bay (9); Jim Hammond, Texas (10); John Coatta, Green Bay (16); Gene Felker, Texas (19)

## 1953 NFL Draft ... Bob Kennedy, Green Bay

(6); Charley Berndt, Chicago Cardinals (10); Harland Carl, Chicago Bears (14); Dave Suminski, Washington (15)

## 1954 NFL Draft ... Wendell Gulseth, N.Y.

Giants (12); Roger Dornburg, Washington (13); Jerry Witt, Washington (19); Jim Haluska, Chicago Bears (30)

## 1955 NFL Draft ... Alan Ameche, Baltimore

(1); Jim Temp, Green Bay (2); Norm Amundsen, Green Bay (6); Ron Locklin,

N.Y. Giants (6); Clarence Bratt, Chicago Bears (12); Jerry Cvangros, L.A. Rams (21); Bob Gingrass, Philadelphia (27)

## 1956 NFL Draft ... Bob Konovsky, Chicago

Cardinals (7); Charlie Thomas, Green Bay (14); Wells Gray, Washington (16); Dick Kolian, Green Bay (27); Jim Miller, Chicago Cardinals (28)

## 1957 NFL Draft ... Glenn Bestor, Green Bay

(12); Marty Booher, Green Bay (27)

## 1958 NFL Draft ... Danny Lewis, Detroit

(6); Rocco Cinelli, Chicago Bears (11); Sid Williams, N.Y. Giants (11)

## 1959 NFL Draft ... Bob Zeman, Cleveland

(10); Dick Teteak, Green Bay (15); Dave Kocourek, Pittsburgh (19); Jim Fraser, Cleveland (21); Lowell Jenkins, Philadelphia (27)

## 1960 NFL Draft ... Dale Hackbart, Green Bay

(5); Jerry Stalcup, L.A. Rams (6); Dan Lanphear, Pittsburgh (8); Jim Heineke, San Francisco (16); Bob Nelson, Cleveland (20)

## 1960 AFL Draft ... Dale Hackbart, Minnesota

(1); Jim Heineke, Dallas (1); Bob Nelson, Dallas (1); Jerry Stalcup, Minnesota (1); Bob Zeman, L.A. Chargers (1); Bob Nelson, Oakland (Alt.)


## 1961 NFL Draft ... Ron Miller, L.A. Rams

(3); Tom Wiesner, Baltimore (16); Jerry Stalcup, Minnesota (Exp.)

## FIRST-ROUNDERS

Below is a list of Wisconsin's first-round NFL Draft choices.

Year	Player (choice)	Team
1937	Ed Jankowski (9th)	Packers
1941	George Paskvan (7th)	Packers
1944	Pat Harder (2nd)	Cardinals
1945	Elroy Hirsch (5th)	Browns
1947	Don Kindt (11th)	Bears
1948	Earl Girard (7th)	Packers
1955	Alan Ameche (2nd)	Colts
1963	Pat Richter (7th)	Redskins
1976	Dennis Lick (8th)	Bears
1980	Ray Snell (22nd)	Buccaneers
1985	Al Toon (10th)	Jets
1985	Richard Johnson (11th)	Oilers
1985	Darryl Sims (20th)	Steelers
1988	Paul Gruber (4th)	Buccaneers
1992	Troy Vincent (7th)	Dolphins
1999	Aaron Gibson (27th)	Lions
2000	Ron Dayne (11th)	Giants
2000	Chris McIntosh (22nd)	Seahawks
2001	Jamar Fletcher (26th)	Dolphins
2001	Michael Bennett (27th)	Vikings
2002	Wendell Bryant (12th)	Cardinals
2004	Lee Evans (13th)	Bills



Ron Dayne was the second-highest draft choice of the Alvarez era. He was the 11th overall choice of the N.Y. Giants in 2000.



Two-time Pro Bowl pick Tim Krumrie was a 10th-round draft choice by Cincinnati.

- 1961 AFL Draft** ... Ron Miller, Houston (21); Terry Huxhold, Boston (27)
- 1962 NFL Draft** ... Jim Bakken, L.A. Rams (7); Ron Staley, Minnesota (17)
- 1963 NFL Draft** ... Pat Richter, Washington (1); Gary Kroner, Green Bay (7)
- 1963 AFL Draft** ... Pat Richter, Denver (10); Gary Kroner, N.Y. Titans (19); Ron Vander Kelen, N.Y. Titans (21); Ron Carlson, Buffalo (25)
- 1964 NFL Draft** ... Roger Pillath, Buffalo (3); Jimmy Jones, Chicago Bears (6); Ken Bowman, Green Bay (8); Bob Johnson, St. Louis (8)
- 1964 AFL Draft** ... Roger Pillath, Buffalo (7); Ken Bowman, N.Y. Jets (10); Jimmy Jones, Denver (25)
- 1965 NFL Draft** ... Roger Jacobazzi, Green Bay (7); Al Piraino, Philadelphia (8); Carl Silvestri, St. Louis (16); Fred Reichardt, Baltimore (17); Ralph Kurek, Chicago Bears (20)
- 1965 AFL Draft** ... Jon Hohman, Denver (8); Al Piraino, Kansas City (11)
- 1966 NFL Draft** ... Tom Brigham, Detroit (10); Bill Maselter, Detroit (13); Danny Lewis, Atlanta (Exp.); Carl Silvestri, Atlanta (Exp.); Ron Smith, Atlanta (Exp.)
- 1966 AFL Draft** ... Mike London, San Diego (14); Dave Kocourek, Miami (Exp.)
- 1968 NFL Draft** ... Tom Domres, Houston (10); Sam Wheeler, Pittsburgh (12)
- 1969 NFL Draft** ... Lynn Buss, Philadelphia (9); Tom McCauley, Minnesota (10)
- 1970 NFL Draft** ... Mike McClish, Houston (8); Joe Dawkins, Houston (10); Stu Voigt, Minnesota (10)
- 1971 NFL Draft** ... Bill Gregory, Dallas (3); Dan Crooks, Atlanta (13)

- 1972 NFL Draft** ... Lance Moon, Atlanta (7); Greg Johnson, Miami (9); Elbert Walker, Kansas City (11); Larry Mialik, Atlanta (12); Alan Thompson, Dallas (14); Neil Graff, Minnesota (16); Neovia Greyer, N.Y. Giants (16); Al Hannah, Miami (16)
- 1973 NFL Draft** ... Robert Storck, L.A. Rams (12); Rufus Ferguson, Atlanta (16)
- 1974 NFL Draft** ... Mike Webster, Pittsburgh (5); Mike Seifert, Cleveland (13)
- 1975 NFL Draft** ... Jack Novak, Cincinnati (12)
- 1976 NFL Draft** ... Dennis Lick, Chicago Bears (1); Steve Wagner, Minnesota (5); Terry Stieve, New Orleans (6); John Reimer, Houston (14); Neil Graff, Seattle (Exp.)
- 1977 NFL Draft** ... John Rasmussen, New England (10)
- 1979 NFL Draft** ... Lawrence Johnson, Cleveland (2); Ira Matthews, Oakland (6)
- 1980 NFL Draft** ... Ray Snell, Tampa Bay (1); Ray Sydnor, Pittsburgh (3); Tom Schremp, N.Y. Jets (6)
- 1981 NFL Draft** ... Dave Ahrens, St. Louis (6)
- 1982 NFL Draft** ... Von Mansfield, Atlanta (5); Jerry Doerger, Chicago Bears (8); Guy Boliaux, Chicago Bears (11); Dave Levenick, Atlanta (12)
- 1983 NFL Draft** ... Matt VandenBoom, Buffalo (5); Bob Winckler, Washington (6); Tim Stracka, Cleveland (6); David Greenwood, New Orleans (8); Tim Krumrie, Cincinnati (10); Mark Shumate, Kansas City (10)
- 1984 NFL Draft** ... Randy Wright, Green Bay (6)
- 1985 NFL Draft** ... Richard Johnson, Houston (1); Al Toon, N.Y. Jets (1); Darryl Sims, Pittsburgh (1); Scott Bergold, St. Louis (2); Dan Turk, Pittsburgh (4); Jeff Dellenbach, Miami (4); Gary Ellerson, Green Bay (7);

Kevin Belcher, L.A. Raiders (7); Ken Stills, Green Bay (8); Jim Melka, Tampa Bay (12); Bret Pearson, San Diego (12)

**1986 NFL Draft** ... Bob Landsee, Philadelphia (6)

**1987 NFL Draft** ... Rick Graf, Miami (2); Nate Odomes, Buffalo (2); Tim Jordan, New England (4); Michael Reid, Atlanta (6); Joe Armentrout, Tampa Bay (9); Craig Raddatz, Cincinnati (9); Bobby Taylor, Miami (10); Larry Emery, Atlanta (12)

**1988 NFL Draft** ... Paul Gruber, Tampa Bay (1); Glenn Derby, New Orleans (8); Bud Keyes, Green Bay (10); Rod Lossow, New England (10)

**1989 NFL Draft** ... Todd Nelson, Phoenix (12)

**1990 NFL Draft** ... Craig Hudson, Kansas City (10)

**1991 NFL Draft** ... Don Davey, Green Bay (3); Brady Pierce, Minnesota (10)

**1992 NFL Draft** ... Troy Vincent, Miami (1)

**1993 NFL Draft** ... Chuck Belin, L.A. Rams (5)

**1994 NFL Draft** ... Joe Panos, Philadelphia (3); Mark Montgomery, Philadelphia (7)

**1995 NFL Draft** ... Cory Raymer, Washington (2); Terrell Fletcher, San Diego (2); Mike Verstegen, New Orleans (3); Michael Roan, Houston (4); Mike Thompson, Jacksonville (4); Lee DeRamus, New Orleans (6); Kenny Gales, Chicago (6)

**1996 NFL Draft** ... Eric Unverzagt, Seattle (4); Jason Maniecki, Tampa Bay (5)

**1997 NFL Draft** ... Jerry Wunsch, Tampa Bay (2); Pete Monty, N.Y. Giants (4); Tarek Saleh, Carolina (4)

**1998 NFL Draft** ... Tony Simmons, New England (2); Donald Hayes, Carolina (4)

**1999 NFL Draft** ... Aaron Gibson, Detroit (1); Tom Burke, Arizona (3); Cecil Martin, Philadelphia (6)

**2000 NFL Draft** ... Ron Dayne, N.Y. Giants (1); Chris McIntosh, Seattle (1); Bobby Myers, Tennessee (4); Mark Tauscher, Green Bay (7)

**2001 NFL Draft** ... Jamar Fletcher, Miami (1); Michael Bennett, Minnesota (1); Chris Chambers, Miami (2); Casey Rabach, Baltimore (3); Bill Ferrario, Green Bay (4); Roger Knight, Pittsburgh (6); Jason Doering, Indianapolis (6); Ross Kolodziej, N.Y. Giants (7)


**2002 NFL Draft** ... Wendell Bryant, Arizona (1); Mike Echols, Tennessee (4); Nick Greisen, N.Y. Giants (5); Mark Anelli, San Francisco (6)

**2003 NFL Draft** ... Al Johnson, Dallas (2); B.J. Tucker, Dallas (6); Brooks Bollinger, N.Y. Jets (6); Ben Johnson, Detroit (7)

**2004 NFL Draft** ... Lee Evans, Buffalo (1); Alex Lewis, Detroit (5); Jim Sorgi, Indianapolis (6)

Round of pick in parentheses  
Exp. — expansion draft  
Alt. — alternate selection

# Conference Champions



## 1896 Western Conference Champions

After opening the season with seven victories, the Badgers tied Northwestern 6-6 and lost to the Carlisle Indians. Despite the late-season swoon, the Badgers claimed the inaugural Western Conference title. The Badgers' tough defense registered shutouts in six of its seven victories. The loss to the Carlisle Indians was the first night game in school history (played indoors at the Chicago Coliseum).




## 1897 Western Conference Champions

Wisconsin won its second straight conference title and registered eight shutouts on the way to a 9-1 mark. The only loss was a 6-0 decision to the UW Alumni. Victories over Minnesota, Chicago and Northwestern propelled the Badgers to the Western Conference title. Australian kicker Pat O'Dea, the famed "Kangaroo Kicker," booted 14 field goals. It was the second league title for Coach Phil King.




## 1901 Western Conference Champions

Phil King's Badgers won nine straight games to become the first undefeated team in school history. Using a potent offense and stingy defense, Wisconsin defeated every opponent by at least three TDs and recorded eight shutouts. The Badgers outscored the opposition 317-5. Wisconsin's slate included two wins over high school teams and conference wins over Chicago and Minnesota.




## 1906 Western Conference Champions

Although traditional league powers Minnesota, Michigan and Chicago were missing from the schedule due to a faculty reform movement, Wisconsin claimed a share of the conference championship with the Gophers. Coach Dr. C.P. Hutchins' team posted Western Conference wins over Iowa, Illinois and Purdue by a combined score of 63-15.




### 1912 Western Conference Champions

The Badgers ended their third undefeated (7-0) season with a 28-10 win at Iowa. Coach William Juneau's squad was the last Badger team to post a perfect record. Led by consensus All-America tackle Robert "Butts" Butler, the Badgers placed a school-record nine players on the All-Western Conference team. Wisconsin registered four shutouts and allowed only 29 points all year.




### 1952 Big Ten Conference Champions

Following a 20-6 win over Illinois in the second game of the season, Wisconsin sat atop the polls as the nation's No. 1 team. The Badgers lost the following week, but went on to a 6-3-1 record and the school's first Rose Bowl appearance. After losing to USC 7-0 in Pasadena, the Badgers ended the season ranked 10th by United Press International and 11th by Associated Press.




### 1959 Big Ten Conference Champions

Needing a victory in the regular-season finale to clinch a league title, Wisconsin beat Minnesota 11-7. It was the Badgers' first undisputed title since 1912. At the Rose Bowl, Washington scored 17 points in the first quarter on the way to a 44-8 win. All-Big Ten QB Dale Hackbart and All-Big Ten guard Jerry Stalcup were stars on a club that finished the season ranked sixth by AP and UPI.



### 1962 Big Ten Conference Champions

Although USC defeated Wisconsin 42-37 in perhaps the most exciting Rose Bowl ever, the Badgers finished the storybook campaign with an 8-1 record and ranked second nationally in both the AP and UPI polls. Ron Vander Kelen set a Rose Bowl record with 401 yards passing as the UW scored 23 straight points in a fourth-quarter rally. Pat Richter was a consensus All-American after catching 49 passes.




### 1993 Big Ten Conference Champions

The 1993 Badgers established a new standard of excellence, shattering school records and earning numerous honors. After claiming Wisconsin's first Big Ten title in 32 years (a co-championship with Ohio State), the Badgers defeated UCLA 21-16 in the Rose Bowl. The 10-1-1 club set a Wisconsin record for wins and boasted eight first-team All-Big Ten players, including Big Ten and Rose Bowl MVP Brent Moss. Wisconsin ended the season ranked fifth and sixth by the coaches (CNN/USA Today) and media (Associated Press), respectively.




### 1998 Big Ten Conference Champions

The 1998 Badgers concluded the winningest campaign in school history with a 38-31 Rose Bowl victory over sixth-ranked UCLA. The 1998 club opened the season with a nine-game winning streak and registered the best winning percentage (.916, 11-1) in the modern era at the UW. Aaron Gibson was a finalist for the Lombardi Award and Outland Trophy and Ron Dayne was a finalist for the Doak Walker Award. Tom Burke led the nation in sacks and Jamar Fletcher topped the NCAA in interceptions. Wisconsin was first nationally in turnover margin and scoring defense.



### 1999 Big Ten Conference Champions

The 1999 Badgers ended the season with an eight-game winning streak after splitting their opening four contests. A 17-9 win over Stanford in the Rose Bowl allowed UW to become the first Big Ten school in history to win consecutive games in "The Granddaddy of them all." Wisconsin won its first undisputed Big Ten championship since 1962 and finished fourth in each of the final national polls. Ron Dayne was the consensus national player of the year and won the Heisman Trophy. Chris McIntosh and Jamar Fletcher joined Dayne as first-team All-Americans.



### These Signallers Won In Pasadena

These three Badger quarterbacks — (from left) Brooks Bollinger (5), Darrell Bevell (11) and Mike Samuel (10) — are the only ones in school history to lead Wisconsin to a victory in the Rose Bowl.

# UW Bowl Superlatives

## Wisconsin Bowl Records

Rushing Attempts: 39, Terrell Fletcher vs. Duke, 1995 Hall of Fame

Rushing Yardage: 246, Ron Dayne vs. Utah, 1996 Copper & Dayne vs. UCLA, 1999 Rose

TDs Rushing: 4, Ron Dayne vs. UCLA, 1999 Rose

Long Run: 64, Ron Dayne vs. Stanford, 2000 Rose

Pass Attempts: 48, Ron Vander Kelen vs. USC, 1963 Rose

Pass Completions: 33, Ron Vander Kelen vs. USC, 1963 Rose

Passing Yardage: 401, Ron Vander Kelen vs. USC, 1963 Rose

TDs Passing: 2, five times (MR: Brooks Bollinger vs. Colorado, 2002 Alamo)

Longest Pass: 87, Randy Wright vs. Kansas State, 1982 Independence

Receptions: 11, Pat Richter vs. USC, 1963 Rose

Receiving Yardage: 163, Pat Richter vs. USC, 1963 Rose

TD Receptions: 1, 13 times (MR: Lee Evans vs. Auburn, 2003 Music City)

Longest Reception: 87, Tim Stracka vs. Kansas State, 1982 Independence

Total Plays: 57, Ron Vander Kelen vs. USC, 1963 Rose

Total Offense: 406, Ron Vander Kelen vs. USC, 1963 Rose

Points: 24, Ron Dayne vs. UCLA, 1999 Rose

PATs: 5, three times

Field Goals: 4, Todd Gregoire vs. Kentucky, 1984 Hall of Fame

Longest Field Goal: 48, John Hall vs. Duke, 1995 Hall of Fame

Punt Returns: 3, Thad McFadden vs. Tennessee, 1981 Garden State; Keith Jackson vs. Duke, 1995 Hall of Fame; Jim Leonhard vs. Auburn, 2003 Music City

Punt Return Yardage: 75, Thad McFadden vs. Kentucky, 1984 Hall of Fame

Longest Punt Return: 67, Thad McFadden vs. Kentucky, 1984 Hall of Fame

Kickoff Returns: 5, Michael Jones vs. Kentucky, 1984 Hall of Fame; Brandon Williams vs. Auburn, 2003 Music City

Kickoff Return Yardage: 100, Michael Jones vs. Kentucky, 1984 Hall of Fame

Longest Kickoff Return: 54, Michael Bennett vs. UCLA, 2000 Sun


Punting Average: 43.6, Kevin Stemke vs. Georgia, 1998 Outback

Longest Punt: 61, George Winslow vs. Kansas State, 1982 Independence


Interceptions: 1, 17 times (MR: Jim Leonhard vs. Auburn, 2003 Music City)

Interception Yardage: 82, Cyrill Weems vs. Utah, 1996 Copper

Longest Interception Return: 82, Cyrill Weems vs. Utah, 1996 Copper



John Hall's 48-yard field goal against Duke in the 1995 Hall of Fame Bowl is the longest ever by a Badger in a bowl game.



Ron Dayne had a 64-yard run against Stanford in the 2000 Rose Bowl victory.

## ■ UW BOWL FACTS

**All-time record: 8-7**

Bowls (years)	W-L
Alamo (2002)	1-0
Copper (1996)	1-0
Garden State (1981)	0-1
Hall of Fame (1984-95)	1-1
Independence (1982)	1-0
Music City (2003)	0-1
Outback (1998)	0-1
Rose (1953-60-63-94-99-00)	3-3
Sun (2000)	1-0
Totals	8-7

Coaches	W-L
Barry Alvarez	7-2
Milt Bruhn	0-2
Dave McClain	1-2
Ivy Williamson	0-1
Totals	8-7

### All-time Bowl Scores

USC 7, Wisconsin 0 (1953 Rose Bowl)
Washington 44, Wisconsin 8 (1960 Rose Bowl)
USC 42, Wisconsin 37 (1963 Rose Bowl)
Tennessee 28, Wisconsin 21 (1981 Garden State Bowl)
Wisconsin 14, Kansas State 3 (1982 Independence Bowl)
Kentucky 20, Wisconsin 19 (1984 Hall of Fame Bowl)
Wisconsin 21, UCLA 16 (1994 Rose Bowl)
Wisconsin 34, Duke 20 (1995 Hall of Fame Bowl)
Wisconsin 38, Utah 10 (1996 Copper Bowl)
Georgia 33, Wisconsin 6 (1998 Outback Bowl)
Wisconsin 38, UCLA 31 (1999 Rose Bowl)
Wisconsin 17, Stanford 9 (2000 Rose Bowl)
Wisconsin 21, UCLA 20 (2000 Sun Bowl)
Wisconsin 31, Colorado 28 OT (2002 Alamo Bowl)
Auburn 28, Wisconsin 14 (2003 Music City Bowl)

# Badger Bowl Games

## 1953 Rose

PASADENA, Calif. — USC scored the game's only points on a 22-yard pass from Rudy Bukich to Al Carmichael in the Trojans' 7-0 win over Wisconsin in the Rose Bowl.

The Badgers dominated the game from a statistical standpoint, outgaining USC by 120 yards. Led by Alan Ameche's 133 yards rushing, Wisconsin had a 211-48 advantage on the ground. However, both defenses rose to the occasion when necessary.

One of Wisconsin's best scoring chances came in the opening minutes of the third quarter. Ameche broke loose for a 54-yard run as the Badgers got to the USC 21-yard line. On third down, Archie Ray Burks fumbled on an end run and USC recovered.

The Trojans then put together the game-winning drive (73 yards), which ended with Bukich's TD pass. Wisconsin countered with a 13-play, 84-yard drive that ended at the Trojan two-yard line when Jerry Witt was stopped a yard short of a first down on a fake field goal play.

Coach Ivy Williamson's club was the first in Badger history to play in a bowl game.

	1	2	3	4		F
Wisconsin	0	0	0	0	—	0
USC	0	0	7	0	—	7

Team statistics	UW	USC
First downs	19	16
Rushing yards	52-211	38-48
Passes	11-26-2	18-27-2
Passing yards	142	185
Total offense	78-353	65-233
Punts-avg	5-39	8-51
Fumbles-lost	2-1	1-0
Penalties-yards	2-20	6-62

### Individual leaders

Rushing: Ameche (W) 28-133, Witt (W) 10-47, Burks (W) 7-31, Haw (USC) 6-28. Passing: Haluska (W) 11-26-2-142, Bukich (USC) 12-20-2-137. Receiving: Andrykowski (W) 3-32, Peters (W) 3-29, Nickoloff (USC) 7-73, Stillwell (USC) 3-35.

## 1960 Rose

PASADENA, Calif. — Washington scored the game's first 17 points en route to a 44-8 Rose Bowl win over Wisconsin.

Washington tallied the first TD on a 6-yard run by Don McKeta 10 minutes into the game. George Fleming booted a 26-yard field goal after the Huskies recovered one of four Wisconsin fumbles. Fleming then returned a punt 53 yards for a score on the final play of the period for a 17-0 Husky lead.

Badger fullback Tom Wiesner tallied Wisconsin's only points on a four-yard run with 5:27 left in the opening half. Dale Hackbart connected with Al Schoonover for a two-point conversion that cut the lead to 17-8.

Washington quarterback Bob Schloredt, who shared game MVP honors with Fleming, tossed a 23-yard TD pass to close the first-half scoring. Schloredt completed four passes for 102 yards and rushed for 81 yards.

Wisconsin mounted a challenge in the third quarter, but four plays inside the Husky 10-yard line failed. The Badger defense entered the bowl with a defensive average of barely 10 points allowed per game for the regular season.

	1	2	3	4		F
Wisconsin	0	8	0	0	—	8
Washington	17	7	7	13	—	44

Team statistics	UW	Wash.
First downs	13	16
Rushing yards	123	215
Passes	14-32-0	7-13-0
Passing yards	153	137
Total offense	276	352
Punts-avg	6-37	6-36
Fumbles-lost	4-4	2-0
Penalties-yards	3-18	7-85

### Individual leaders

Rushing: Hobbs (W) 7-32, Schloredt (Wash.) 21-81. Passing: Hackbart (W) 11-25-0-145, Schloredt (Wash.) 4-7-0-102. Receiving: Schoonover (W) 3-57, Fleming (Wash.) 1-65.

## 1963 Rose

PASADENA, Calif. — A 23-point fourth quarter explosion wasn't quite enough as the Badgers dropped a 42-37 Rose Bowl encounter to USC. The Trojans had claimed a 42-14 lead on the first play of the fourth quarter before the Badger rally.

USC had a 21-7 halftime lead and extended it on the first play of the third stanza, before Ron Vander Kelen led one of the biggest charges in bowl history.

Vander Kelen reached paydirt on a 17-yard scamper to reduce the margin to 28-14. USC responded with a pair of touchdown passes by Pete Beathard and the Trojans led 42-14.

Lou Holland (13-yard run) and Gary Kroner (four-yard reception) tallied for the Badgers within three minutes. A bad snap on a punt resulted in a UW safety. After the free kick, Vander Kelen hit three straight passes, including a 19-yard score to Pat Richter for the final 42-37 margin.

Vander Kelen, the game MVP, set both school and Rose Bowl records with 401 yards passing. Richter caught 11 of those aerials for 163 yards. The 79 total points scored was a Rose Bowl record that stood for 28 years.

	1	2	3	4		F
Wisconsin	0	7	7	23	—	37
USC	7	14	14	7	—	42

Team statistics	UW	USC
First downs	32	15
Rushing yards	28-67	41-114
Passes	34-49-3	10-20-0
Passing yards	419	253
Total offense	486	367
Punts-avg	4-40	5-40
Fumbles-lost	6-0	2-1
Penalties-yards	7-77	12-93

### Individual leaders

Rushing: Holland (W) 4-27, Kurek (W) 11-26, Wilson (USC) 17-57. Passing: Vander Kelen (W) 33-48-3-401, Beathard (USC) 8-12-0-190. Receiving: Richter (W) 11-163, Holland (W) 8-72, Kroner (W) 5-64, Bedsole (USC) 4-101, Brown (USC) 3-108.

## 1981 Garden State

EAST RUTHERFORD, N.J. — Tennessee scored 18 straight points in the first half and held on to defeat Wisconsin 28-21 in the Garden State Bowl.

The Badger defense limited UT to 89 yards rushing, but Volunteer QB Steve Alatorre unleashed a potent passing attack. Alatorre threw for 315 yards. WR Anthony Hancock caught 11 passes for 196 yards.

After Fuad Reveiz booted a field goal in the first quarter, Wisconsin assumed its only lead of the game on a three-yard run by Jess Cole. Willie Gault returned the ensuing kickoff 87 yards to give Tennessee a lead it never lost.

Reserve quarterback Randy Wright came off the bench to throw a pair of second-half touchdown passes for the Badgers. Wright hit Jeff Nault and Thad McFadden on scoring tosses in the final period.

The game featured two high-powered offenses that combined for 49 points, 793 total yards and 49 first downs.

Wisconsin's fourth bowl in school history and first non-Rose Bowl drew a crowd of 53,220.

	1	2	3	4		F
Wisconsin	7	0	0	14	—	21
Tennessee	13	8	0	7	—	28

Team statistics	UW	Tenn.
First downs	22	27
Rushing yards	39-177	43-89
Passes	14-37-3	24-42-0
Passing yards	212	315
Total offense	389	404
Punts-avg	6-37	6-45
Fumbles-lost	1-1	4-0
Penalties-yards	6-73	8-84

### Individual leaders

Rushing: Davis (W) 6-44, Cole (W) 9-39, Green (W) 5-24, Berry (T) 10-44. Passing: Wright (W) 9-21-1-123, Cole (W) 5-15-2-89, Alatorre (T) 24-42-0-315. Receiving: Nault (W) 5-85, Hancock (T) 11-196.

## 1982 Independence

SHREVEPORT, La. — Wisconsin won its first bowl game with a 14-3 decision over Kansas State in the Independence Bowl.

Randy Wright threw a game-record two TD passes and the Badger defense set a scoring record before 24,684 fans. The anticipated crowd was more than 49,000, but a 23-mile-per-hour wind dropped temperatures to 10 degrees below zero.

Wright, the game's offensive MVP, completed nine of 24 throws. However, his 87-yard pass play to Tim Stracka was the longest in UW and Independence Bowl history. The Wisconsin defense limited Kansas State to 192 total yards in the Wildcats' first-ever postseason appearance.

KSU had taken a 3-0 lead on Steve Willis' 29-yard field goal before the Badgers scored 14 straight points. Tim Krumrie was the game defensive MVP. He helped limit the Kansas State running attack to less than two yards per carry.

Game totals showed five turnovers, 14 punts, 22 completions in 59 attempts (.372) and 14 penalties.

	1	2	3	4		F
Wisconsin	0	7	0	7	—	14
Kansas St.	0	3	0	0	—	3

Team statistics	UW	KSU
First downs	14	12
Rushing yards	43-131	33-65
Passes	9-24-0	13-35-1
Passing yards	183	127
Total offense	314	192
Punts-avg	6-41	8-37
Fumbles-lost	4-3	2-1
Penalties-yards	5-40	9-75

### Individual leaders

Rushing: Williams (W) 11-57, Ellerson (W) 13-47, Taluao (KSU) 10-31. Passing: Wright (W) 9-24-0-183, Dickey (KSU) 13-35-1-127. Receiving: Keeling (W) 4-64, Nault (W) 2-11, Stracka (W) 1-87, Dageforde (KSU) 4-30, Wallace (KSU) 3-51.

## 1984 Hall of Fame

BIRMINGHAM, Ala. — A fumbled snap on a 26-yard game-winning field goal attempt was the deciding play in Wisconsin's 20-19 loss to Kentucky in the Hall of Fame Bowl.

Trailing by a point after the Wildcats' Joe Worley booted a 52-yard field goal with eight minutes left, the Badgers drove inside Kentucky's 20-yard line. Todd Gregoire's field goal with 1:55 left never materialized after holder Bob Kobza dropped the center snap. Gregoire, a freshman, had tied a school record with four field goals earlier in the game.

Wisconsin assumed a 13-0 lead on a pair of Gregoire three pointers and a three-yard TD pass from Mike Howard to Thad McFadden. The Badgers outgained their SEC foe both on the ground and through the air.

However, UW was assessed 13 penalties for 133 yards, both Hall of Fame Bowl records. The Badgers also threw two interceptions. Kentucky, which was making its second straight postseason appearance in Birmingham, had no turnovers.

	1	2	3	4		F
Wisconsin	10	6	3	0	—	19
Kentucky	0	7	10	3	—	20

Team statistics	UW	Kent.
First downs	17	19
Rushing yards	36-181	37-124
Passes	19-30-2	18-34-0
Passing yards	203	188
Total offense	384	312
Punts-avg	5-41	6-38
Fumbles-lost	0-0	1-0
Penalties-yards	13-133	6-49

### Individual leaders

Rushing: Armentrout (W) 15-105, Harrison (W) 14-52, Adams (K) 18-62. Passing: Howard (W) 19-29-1-203, Ramsdell (K) 18-34-0-188. Receiving: Pearson (W) 5-55, Toon (W) 4-48, Phillips (K) 6-55.

## 1994 Rose

PASADENA, Calif. — The Wisconsin defense forced six turnovers, while the offense churned out 250 yards rushing as the Badgers downed UCLA 21-16 in the Rose Bowl. It was the Badgers' first-ever New Year's Day bowl victory.

More than 70,000 Badger fans attended the game and provided a distinct home-field advantage in the Bruins' home facility.

Tailback Brent Moss, the Rose Bowl MVP, helped the UW to a 14-3 halftime lead by scoring on a pair of short runs. Moss rushed for 158 yards on 36 carries.

Wisconsin extended its lead to 21-10 when Darrell Bevell provided the game's most unlikely play. On second down from the UCLA 21, Bevell broke containment and weaved his way to the end zone for the game-winning points.

Trailing 21-16, UCLA's final drive made it to the Badger 18-yard line before Wayne Cook was stopped and the clock expired before the Bruins could run another play.

"The win, as much as it was for our players and coaches, was for our fans," said Coach Barry Alvarez. "They supported us all the way."

	1	2	3	4		F
UCLA	3	0	0	13	—	16
Wisconsin	7	7	0	7	—	21

Team statistics	UW	UCLA
First downs	21	31
Rushing yards	46-250	40-212
Passes	10-20-1	28-43-1
Passing yards	96	288
Total offense	346	500
Punts-avg	6-38	2-35
Fumbles-lost	2-0	5-5
Penalties-yards	12-89	9-95

### Individual leaders

Rushing: Moss (W) 36-158, Fletcher (W) 7-64, Davis (UCLA) 13-88. Passing: Bevell (W) 10-20-1-96, Cook (UCLA) 28-43-1-288. Receiving: Dawkins (W) 4-33, Stokes (UCLA) 14-176.

## 1995 Hall of Fame

TAMPA, Fla. — Senior Terrell Fletcher rushed for a Hall of Fame Bowl-record 241 yards as Wisconsin won its second January bowl game in as many years with a 34-20 triumph over Duke.

Fletcher gained 190 yards and scored two touchdowns in the second half to ice the win. Wisconsin intercepted three passes in the opening half. Jeff Messenger's 19-yard return of one of those pickoffs resulted in the Badgers' first score.

Duke eventually tied the game in the third period before Fletcher took over the contest. Fletcher broke the deadlock with a one-yard run late in the third quarter. Jason Burns extended the margin to 27-13 with an 11-yard reception from Darrell Bevell.

After the Blue Devils cut the margin to seven (27-20) on Robert Baldwin's second score, Fletcher turned a critical third-and-one play into a 49-yard touchdown run to clinch the win.

More than 30,000 fans made the trip to Tampa as UW won its third game in a row and second bowl in two years to close the season 8-3-1.

	1	2	3	4		F
Duke	0	10	3	7	—	20
Wisconsin	13	0	7	14	—	34

Team statistics	UW	Duke
First downs	19	23
Rushing yards	48-285	29-85
Passes	11-20-1	28-46-4
Passing yards	161	314
Total offense	446	399
Punts-avg	1-38	4-43
Fumbles-lost	2-2	0-0
Penalties-yards	12-86	5-40

### Individual leaders

Rushing: Fletcher (W) 39-241, Burns (W) 6-45, Baldwin (D) 21-70. Passing: Bevell (W) 11-20-1-161, Fischer (D) 28-46-4-314. Receiving: Dawkins (W) 3-29, Khayat (D) 11-109, Jensen (D) 6-97.

## 1996 Copper

TUCSON, Ariz. — Freshman tailback Ron Dayne concluded his remarkable rookie season with a 246-yard, three-touchdown performance in Wisconsin's 38-10 win over Utah in the Copper Bowl.

Dayne was named the game's Most Valuable Player. He totalled 152 yards by halftime as the Badgers opened up a commanding 31-3 lead. QB Mike Samuel got the UW on the board with a 38-yard run. After Utah kicked a field goal, Dayne scored (two carries for 77 yards) to give the Badgers a 14-3 lead.

The Utes were driving again when Cyrill Weems intercepted a pass and returned it 82 yards for a TD and a 21-3 bulge. The Badgers' secondary picked off four Mike Fouts passes.

The featured matchup between Dayne and Utah's Chris Fuamatu-Ma'afala, the nation's two largest runners, never materialized. The Ute ballcarrier hurt his ankle early in the game.

Badger defensive end Tarek Saleh was game defensive MVP with six tackles, one for a loss, one pass broken up and a blocked field goal. It was the Badgers' third bowl win in four seasons.

	1	2	3	4		F
Wisconsin	14	17	0	7	—	38
Utah	3	0	0	7	—	10

Team statistics	UW	Utah
First downs	16	26
Rushing yards	45-349	31-103
Passes	2-6-0	27-49-4
Passing yards	16	327
Total offense	365	430
Punts-avg	2-41	2-31
Fumbles-lost	2-1	1-0
Penalties-yards	3-31	2-11

### Individual leaders

Rushing: Dayne (W) 30-246, Samuel (W) 5-44, Johnson (U) 20-88. Passing: Samuel (W) 2-6-0-16, Fouts (U) 27-49-4-327. Receiving: Hayes (W) 1-9, Keehan (U) 6-100, Dyson (U) 6-95.

## 1998 Outback

TAMPA, Fla. — A potent offense and suffocating defense were on display in Georgia's 33-6 win over the Badgers in the 1998 Outback Bowl.

Buoyed by a game MVP performance from Bulldog QB Mike Bobo (26-28 passing for 235 yards), the Bulldogs scored the game's opening 33 points. UGA completed 89.7 percent of its passes, the best-ever mark vs. a Badger defense.

A 12-yard pass from back-up quarterback Scott Kavanagh to tight end Dague Retzlaff was the Badgers' lone tally.

In a game that featured two of the nation's best runners — Wisconsin's Ron Dayne and Georgia's Robert Edwards — the Bulldog ballcarrier was the most effective. Edwards rushed for 110 yards and, more importantly, scored three TDs.

Georgia's multi-threat receiver Hines Ward caught a bowl-game record 12 passes (122 yards), threw one pass (incomplete) and rushed seven times (for eight yards).

"I don't think we played our best game," Wisconsin Coach Barry Alvarez said. "But I think Georgia had an awful lot to do with that."

	1	2	3	4		F
Wisconsin	0	0	0	6	—	6
Georgia	12	7	7	7	—	33

Team statistics	UW	Ga.
First downs	18	25
Rushing yards	29-74	41-207
Passes	14-36-2	26-29-0
Passing yards	160	235
Total offense	234	442
Punts-avg	5-44	3-36
Fumbles-lost	0-0	2-1
Penalties-yards	7-71	5-27

### Individual leaders

Rushing: McCullough (W) 4-37, Dayne (W) 14-36, Edwards (G) 22-110. Passing: Samuel (W) 8-27-2-84, Kavanagh (W) 6-9-0-76, Bobo (G) 26-28-0-235. Receiving: Hayes (W) 5-44, Chambers (W) 4-46, Ward (G) 12-122.

## 1999 Rose

PASADENA, Calif. — The 85th Rose Bowl was billed as a battle between Wisconsin's nationally rated defense and UCLA's vaunted offense. In truth, the Badgers' Ron Dayne rambled his way to four touchdowns and the UW defense got a stop in the final minute to earn a hard-fought 38-31 Rose Bowl triumph over the sixth-ranked Bruins.

UCLA's defense struggled to stop Dayne, whose 246 yards rushing were one yard shy of the game record. The Badgers mixed in some timely running (65 yards) and passing (154) from QB Mike Samuel in building a 31-21 lead in the third period.

The Bruins cut the lead to three on Jermaine Lewis' second TD and were driving again when freshman Jamar Fletcher intercepted All-American Cade McNown and returned the pick for a TD.

Once again, UCLA battled back and pulled within 38-31. The Bruins' last drive started on their 46-yard line with 1:42 left. Three incompletions by McNown set up Wendell Bryant's game-clinching sack on fourth down.

More than 55,000 Badger fans enjoyed the school's second Rose Bowl win. Dayne's record-setting performance earned him bowl MVP honors.

	1	2	3	4		F
Wisconsin	7	17	7	7	—	38
UCLA	7	14	7	3	—	31

Team statistics	UW	UCLA
First downs	22	25
Rushing yards	48-343	38-120
Passes	9-17-0	21-36-1
Passing yards	154	418
Total offense	497	538
Punts-avg	5-41	3-47
Fumbles-lost	2-1	1-1
Penalties-yards	7-45	9-94

### Individual leaders

Rushing: Dayne (W) 27-246, Samuel (W) 13-65, Lewis (UCLA) 10-50, Foster (UCLA) 10-38. Passing: Samuel (W) 9-17-0-154, McNown (UCLA) 19-34-1-340. Receiving: Davis (W) 3-57, Sigmund (W) 2-38, Farmer (UCLA) 7-142, Price (UCLA) 3-102, Melsby (UCLA) 3-66.

## 2000 Rose

PASADENA, Calif. — In what was supposed to be a battle of high-powered offenses, the 86th Rose Bowl game between Wisconsin and Stanford ended up a defensive struggle.

The Badgers, getting a boost from Heisman Trophy winner Ron Dayne, rallied in the second half for a 17-9 win over the Cardinal. In the process, Wisconsin became the first Big Ten school in history to win the Rose Bowl in back-to-back seasons.

Dayne, whose 64-yard run on the second play of the second half energized the Big Ten champs, gained game MVP honors for the second year in a row. Dayne's stats in his final game as a Badger included 200 yards on 34 carries.

The Badger defense bottled up Stanford's running attack all game and limited the Cardinal to minus five yards rushing (tied for the second-best mark in school history). QB Todd Husak threw for 258 yards, but UW's defense dictated the action for most of the game.

Wisconsin had a 17-9 lead in the second half on TD runs by Dayne and Brooks Bollinger, but it took another defensive stand to clinch the win. Stanford's final drive ended when Husak was sacked on fourth down with just over a minute left.

	1	2	3	4		F
Stanford	0	9	0	0	—	9
Wisconsin	0	3	7	7	—	17

Team statistics	UW	Stan.
First downs	16	14
Rushing yards	53-226	27-(-5)
Passes	7-14-0	18-35-0
Passing yards	105	264
Total offense	331	259
Punts-avg	8-43	8-38
Fumbles-lost	0-0	2-0
Penalties-yards	8-72	7-50

### Individual leaders

Rushing: Dayne (W) 34-200, Kuhns (W) 2-10, Bollinger (W) 12-9, Wire (S) 5-6. Passing: Bollinger (W) 7-14-0-105, Husak (S) 17-34-0-258. Receiving: Chambers (W) 5-76, Sigmund (W) 2-29, Pitts (S) 6-81, Usa (S) 3-60, Walters (S) 3-52, Davis (S) 3-44.

## 2000 Sun

EL PASO, Texas. — A furious second-half comeback — including big plays on special teams, a turnover from the defense and a balanced offense — contributed to Wisconsin's 21-20 victory over UCLA in the 2000 Sun Bowl.

After falling behind 20-7 with a little more than one-and-a-half quarters left, Michael Bennett turned the momentum with a 54-yard kickoff return. Brooks Bollinger's three-yard TD pass to Chris Chambers brought the Badgers to within 20-14.

On UCLA's next drive, Ben Herbert made a key fourth-down stop on a fake field goal by the Bruins. The Badgers took over on their own 30-yard line and drove for the tying score, a six-yard run by Bennett. Vitaly Pisetsky's conversion was the winning point. The game was far from over.

UCLA had three more possessions, but the Badgers held each time and wrapped up the victory with Jamar Fletcher's interception in the final minute.

Bennett was named Special Teams MVP, while UCLA's Freddie Mitchell (9-180) was the game MVP.

Besides Bennett's TD run and Chambers' scoring catch, the Badgers got their other points from Lee Evans (54-yard catch). It was the Badgers' third bowl win over UCLA since 1994.

	1	2	3	4		F
UCLA	10	7	3	0	—	20
Wisconsin	7	0	7	7	—	21

Team statistics	UCLA	UW
First downs	20	18
Rushing yards	37-114	43-168
Passes	20-33-1	10-19-1
Passing yards	282	139
Total offense	396	307
Punts-avg	3-46	5-37
Fumbles-lost	0-0	0-0
Penalties-yards	8-71	4-29

### Individual leaders

Rushing: Bennett (W) 16-83, Bollinger (W) 16-55, Foster (UCLA) 26-107. Passing: Bollinger (W) 9-17-0-116, Sorgi (W) 1-2-1-23, McEwan (UCLA) 12-18-1-135, Paus (UCLA) 8-15-0-147. Receiving: Chambers (W) 5-39, Evans (W) 3-86, Mitchell (UCLA) 9-180, Poli-Dixon (UCLA) 7-50.

## 2002 Alamo

SAN ANTONIO, Texas — Wisconsin continued its remarkable run of success in bowl games, stunning 14th-ranked Colorado with a come-from-behind 31-28 overtime victory in the Alamo Bowl presented by MasterCard at the Alamodome.

It was the Badgers' seventh bowl win in eight tries.

Mike Allen booted a 37-yard field goal on Wisconsin's first possession of overtime to give the UW the victory. Colorado's Pat Brougham had missed a 45-yard field goal attempt on the Buffaloes' first OT possession.

Brooks Bollinger drove the Badgers 80 yards in 10 plays and capped the march with a 1-yard touchdown run with 51 seconds left in regulation to send the game to overtime. During the final regulation drive, the Badgers converted twice on fourth down.

Wisconsin overcame four turnovers by limiting the high-powered Colorado running game to just 123 yards rushing and 200 yards in total offense. Buffs running back Chris Brown, the nation's third-leading rusher, was held to 97 yards on 28 carries.

The Badgers accumulated 356 yards of total offense, including 99 yards rushing from Davis and 82 on the ground from Bollinger. Bollinger was 12-24 passing for 163 yards and two scores.

	1	2	3	4	OT		F
Colorado	14	0	14	0	0	—	28
Wisconsin	7	14	0	7	3	—	31

Team statistics	Colo.	UW
First downs	13	21
Rushing yards	44-123	51-193
Passes	9-18-3	12-24-1
Passing yards	77	163
Total offense	200	356
Punts-avg	6-41	5-36
Fumbles-lost	1-0	3-3
Penalties-yards	9-71	6-64

### Individual leaders

Rushing: A. Davis (W) 25-99, Bollinger (W) 20-82, Brown (C) 28-97. Passing: Bollinger (W) 12-24-1-163, Hodge (C) 6-13-3-62. Receiving: B. Williams (W) 5-83, Charles (W) 5-67, Hackett (C) 3-30.

## 2003 Music City

NASHVILLE, Tenn. — Auburn scored twice in the final 3:30 to snap a 14-14 tie and defeat Wisconsin 28-14 in the Music City Bowl at the Coliseum.

It was just the second defeat for the Badgers in nine bowl appearances during the Alvarez era.

Jim Sorgi had connected with Lee Evans on a 12-yard touchdown pass with 8:52 remaining. Sorgi then hit Owen Daniels for a two-point conversion that tied the game at 14.

Wisconsin stopped Auburn on the ensuing possession and drove to midfield before Will Herring intercepted a Sorgi pass at the Auburn 13-yard line. The Tigers then marched 87 yards in six plays, culminating in a 2-yard TD run by Ronnie Brown. The Tigers recovered a Sorgi fumble less than a minute later and iced the game on a one-yard TD run by Cadillac Williams.

Auburn took a 7-6 lead at the half and expanded that edge to 14-6 after three quarters before the Badgers knotted the affair midway through the final quarter.

The Tigers held a 197-58 advantage on the ground and a 354-261 edge in total yards. Auburn had three players -- Williams (68), Jason Campbell (67) and Brown (62) -- rush for at least 60 yards. UW's Anthony Davis ran for 77 yards in his most extensive action since the second game of the season.

	1	2	3	4		F
Wisconsin	0	6	0	8	—	14
Auburn	0	7	7	14	—	28

Team statistics	UW	Aub.
First downs	18	15
Rushing yards	37-58	40-197
Passes	17-29-1	11-23-1
Passing yards	203	157
Total offense	261	354
Punts-avg	4-38.5	5-45.2
Fumbles-lost	2-1	0-0
Penalties-yards	4-25	8-66

### Individual leaders

Rushing: A. Davis (W) 17-77, Williams (A) 18-68, Campbell (A) 9-67, Brown (A) 13-62. Passing: Sorgi (W) 13-22-1-169, Campbell (A) 10-22-1-138. Receiving: B. Williams (W) 6-57, Evans (W) 4-51, McIntyre (A) 3-74.

# All-time Scores

## 1889 (0-2)

Coach: Alvin Kletsch

Date	Opponent	Rank	Score
N 23	*Calumet Club <sup>1</sup>	--/--	L 0-27
D 14	Beloit	--/--	L 0-4

## 1890 (1-3)

Coach: Ted Mestre

Date	Opponent	Rank	Score
N 1	*UW-Whitewater	--/--	W 106-0
N 15	Minnesota	--/--	L 0-63
N 22	*Lake Forest	--/--	L 6-16
N 26	*Northwestern <sup>1</sup>	--/--	L 10-22

## 1891 (3-1-1)

Coach: Herb Alward

Date	Opponent	Rank	Score
O 17	Beloit	--/--	W 40-4
O 24	Minnesota	--/--	L 12-26
O 31	*Northwestern <sup>1</sup>	--/--	T 0-0
N 14	*Lake Forest	--/--	W 6-4
N 29	*Northwestern <sup>1</sup>	--/--	W 40-0

## 1892 (4-3)

Coach: Frank Crawford

Date	Opponent	Rank	Score
O 1	*Beloit	--/--	W 32-4
O 15	*Michigan	--/--	L 6-10
O 19	Purdue	--/--	L 4-32
O 22	*Lake Forest <sup>1</sup>	--/--	W 10-6
O 29	*Minnesota	--/--	L 4-32
N 19	Northwestern	--/--	W 26-6
N 24	*Northwestern <sup>1</sup>	--/--	W 20-6

## 1893 (4-2)

Coach: Parke Davis

Date	Opponent	Rank	Score
O 14	*Chicago AA <sup>1</sup>	--/--	L 0-22
O 21	*Lake Forest	--/--	W 24-0
O 28	*Beloit	--/--	W 18-0
N 4	Michigan	--/--	W 34-18
N 11	Minnesota	--/--	L 0-40
N 16	*Purdue	--/--	W 36-30

## 1894 (5-2)

Coach: H.O. Stickney

Date	Opponent	Rank	Score
O 6	*Chicago AA	--/--	W 22-4
O 15	Purdue	--/--	L forfeit
O 20	Chicago	--/--	W 30-0
O 27	Chicago AA	--/--	L 4-16
O 29	*Iowa	--/--	W 44-0
N 3	Beloit	--/--	W 46-0
N 17	*Minnesota	--/--	W 6-0

## 1895 (5-2-1)

Coach: H.O. Stickney

Date	Opponent	Rank	Score
S 21	*Northwestern <sup>1</sup>	--/--	W 12-6
S 30	*Iowa State	--/--	W 28-6
O 5	*Armour	--/--	W 32-4
O 12	*Lake Forest	--/--	W 26-5
O 19	*Grinnell	--/--	W 14-4
O 26	*Illinois	--/--	T 10-10
N 2	Chicago	--/--	L 12-22

N 16	Minnesota	--/--	L 10-14
------	-----------	-------	---------

## 1896 (7-1-1)

Coach: Phil King

Date	Opponent	Rank	Score
O 10	*Lake Forest	--/--	W 34-0
O 14	*Madison HS	--/--	W 18-0
O 17	*Rush Medical	--/--	W 50-0
O 24	*Grinnell	--/--	W 54-6
O 31	Beloit	--/--	W 6-0
N 7	*Chicago	--/--	W 24-0
N 21	*Minnesota	--/--	W 6-0
N 26	Northwestern	--/--	T 6-6
D 19	Carlisle Indians <sup>3</sup>	--/--	L 8-18

## 1897 (9-1)

Coach: Phil King

Date	Opponent	Rank	Score
O 2	*Lake Forest	--/--	W 30-0
O 6	*Madison HS	--/--	W 8-0
O 9	*Rush Medical	--/--	W 28-0
O 16	*UW-Platteville	--/--	W 20-0
O 23	*Madison HS	--/--	W 29-0
O 30	Minnesota	--/--	W 39-0
N 6	*Beloit	--/--	W 11-0
N 13	Chicago	--/--	W 25-8
N 20	*UW Alumni	--/--	L 0-6
N 25	Northwestern	--/--	W 22-0

## 1898 (9-1)

Coach: Phil King

Date	Opponent	Rank	Score
O 1	*Ripon	--/--	W 52-0
O 5	*Madison HS	--/--	W 21-0
O 8	*Dixon	--/--	W 76-0
O 15	*Rush Medical	--/--	W 42-0
O 22	*Beloit <sup>1</sup>	--/--	W 17-0
O 29	*Minnesota	--/--	W 29-0
N 5	*UW Alumni	--/--	W 12-11
N 12	Chicago	--/--	L 0-6
N 19	*UW-Whitewater	--/--	W 22-0
N 24	Northwestern	--/--	W 27-0

## 1899 (9-2)

Coach: Phil King

Date	Opponent	Rank	Score
S 30	*Lake Forest	--/--	W 45-0
O 6	*Beloit <sup>1</sup>	--/--	W 36-0
O 14	*Northwestern	--/--	W 38-0
O 21	Yale	--/--	L 0-6
O 28	*Rush Medical	--/--	W 17-0
N 4	*UW Alumni	--/--	W 17-5
N 11	*Illinois	--/--	W 23-0
N 18	Minnesota	--/--	W 19-0
N 25	*Lawrence	--/--	W 58-0
N 30	Michigan <sup>2</sup>	--/--	W 17-5
D 9	*Chicago	--/--	L 0-17

## 1900 (8-1)

Coach: Phil King

Date	Opponent	Rank	Score
S 29	*Ripon	--/--	W 50-0
O 6	*Chicago P&S	--/--	W 5-0
O 13	*Beloit <sup>1</sup>	--/--	W 11-0
O 20	*Upper Iowa	--/--	W 64-0

O 27	*Grinnell	--/--	W 45-0
N 3	Minnesota	--/--	L 5-6
N 10	*Notre Dame	--/--	W 54-0
N 17	Chicago	--/--	W 39-5
N 24	*Illinois	--/--	W 27-0

## 1901 (9-0)

Coach: Phil King

Date	Opponent	Rank	Score
S 28	*Milw. Medical	--/--	W 26-0
O 5	*Hyde Park HS	--/--	W 62-0
O 12	*Beloit <sup>1</sup>	--/--	W 40-0
O 19	*Knox	--/--	W 23-5
O 26	*Kansas	--/--	W 50-0
N 2	*Nebraska <sup>1</sup>	--/--	W 18-0
N 9	*Iowa State	--/--	W 45-0
N 16	Minnesota	--/--	W 18-0
N 28	Chicago	--/--	W 35-0

## 1902 (6-3)

Coach: Phil King

Date	Opponent	Rank	Score
S 27	*Lawrence	--/--	W 11-0
O 4	*Hyde Park HS	--/--	W 24-5
O 11	*Lawrence	--/--	W 52-0
O 18	*Beloit <sup>1</sup>	--/--	W 52-6
O 25	*Kansas	--/--	W 38-0
N 1	Michigan <sup>2</sup>	--/--	L 0-6
N 8	*Northwestern	--/--	W 51-0
N 15	Minnesota	--/--	L 0-11
N 27	Chicago	--/--	L 0-11

## 1903 (6-3-1)

Coach: Art Curtis

Date	Opponent	Rank	Score
O 3	*North Central	--/--	W 28-0
O 10	*Lawrence	--/--	W 40-7
O 17	*Beloit	--/--	W 87-0
O 21	*Osteopaths	--/--	W 32-0
O 24	*Knox	--/--	W 54-6
O 31	*Chicago	--/--	L 6-15
N 7	*UW-Oshkosh	--/--	W 52-0
N 14	Michigan	--/--	L 0-16
N 21	Northwestern	--/--	T 6-6
N 26	Minnesota	--/--	L 0-17

## 1904 (5-3)


Coach: Art Curtis

Date	Opponent	Rank	Score
O 1	*Fort Sheridan	--/--	W 45-0
O 8	*Marquette	--/--	W 33-0
O 15	*Notre Dame <sup>1</sup>	--/--	W 58-0
O 22	*Drake	--/--	W 82-0
O 29	*Michigan	--/--	L 0-28
N 5	*Beloit	--/--	W 36-0
N 12	Minnesota	--/--	L 0-28
N 24	Chicago	--/--	L 11-18

## 1905 (8-2)

Coach: Phil King

Date	Opponent	Rank	Score
S 23	Company I <sup>1</sup>	--/--	W 16-0
S 30	*Northwestern	--/--	W 49-0
O 4	*Marquette	--/--	W 29-0
O 7	*Lawrence	--/--	W 34-0



O 14	*Notre Dame1	--/--	W 21-0
O 21	*Chicago	--/--	L 0-4
O 28	*UW Alumni	--/--	W 17-0
N 4	Minnesota	--/--	W 16-12
N 11	*Beloit	--/--	W 44-0
N 18	Michigan	--/--	L 0-12

**1906 (5-0)**

Coach: Dr. C.P. Hutchins

Date	Opponent	Rank	Score
O 13	*Lawrence	--/--	W 5-0
O 20	*North Dakota	--/--	W 10-0
N 3	*Iowa	--/--	W 18-4
N 10	Illinois	--/--	W 16-6
N 17	*Purdue	--/--	W 29-5

**1907 (3-1-1)**

Coach: Dr. C.P. Hutchins

Date	Opponent	Rank	Score
O 26	*Illinois	--/--	L 4-15
N 2	Iowa	--/--	W 6-5
N 9	*Indiana	--/--	W 11-8
N 16	Purdue	--/--	W 12-6
N 23	*Minnesota	--/--	T 17-17

**1908 (5-1)**

Coach: Tom Barry

Date	Opponent	Rank	Score
O 10	*Lawrence	--/--	W 35-0
O 17	Indiana	--/--	W 16-0
O 24	*UW Freshmen	--/--	W 24-15
O 31	*Marquette	--/--	W 9-6
N 7	Minnesota	--/--	W 5-0
N 21	*Chicago(h)	--/--	L 12-18

**1909 (3-1-1)**

Coach: Tom Barry

Date	Opponent	Rank	Score
O 9	*Lawrence	--/--	W 22-0
O 23	*Indiana	--/--	W 6-3

O 30	Northwestern	--/--	W 21-11
N 13	*Minnesota(h)	--/--	L 6-34
N 20	Chicago	--/--	T 6-6

**1910 (1-2-2)**

Coach: Tom Barry

Date	Opponent	Rank	Score
O 8	*Lawrence	--/--	T 6-6
O 22	Indiana <sup>s</sup>	--/--	L 3-12
O 29	*Northwestern	--/--	T 0-0
N 12	Minnesota	--/--	L 0-28
N 19	*Chicago(h)	--/--	W 10-0

**1911 (5-1-1)**

Coach: J.R. Richards

Date	Opponent	Rank	Score
O 7	*Lawrence	--/--	W 15-0
O 14	*Ripon	--/--	W 24-0
O 21	*Colorado College	--/--	W 26-0
O 28	Northwestern	--/--	W 28-3
N 4	*Iowa	--/--	W 12-0
N 18	*Minnesota(h)	--/--	T 6-6
N 25	Chicago	--/--	L 0-5

**1912 (7-0)**

Coach: William Juneau

Date	Opponent	Rank	Score
O 5	*Lawrence	--/--	W 13-0
O 12	*Northwestern	--/--	W 56-0
O 19	*Purdue	--/--	W 41-0
N 2	*Chicago(h)	--/--	W 30-12
N 9	*Arkansas	--/--	W 64-7
N 16	Minnesota	--/--	W 14-0
N 23	Iowa	--/--	W 28-10

**1913 (3-3-1)**

Coach: William Juneau

Date	Opponent	Rank	Score
O 4	*Lawrence	--/--	W 58-7
O 11	*Marquette	--/--	W 13-0
O 18	Purdue	--/--	T 7-7
O 25	*Michigan State	--/--	L 7-12
N 1	*Minnesota(h)	--/--	L 3-21
N 8	*Ohio State	--/--	W 12-0
N 22	Chicago	--/--	L 0-19

**1914 (4-2-1)**

Coach: William Juneau

Date	Opponent	Rank	Score
O 3	*Lawrence	--/--	W 21-0
O 10	*Marquette	--/--	W 48-0
O 17	*Purdue	--/--	W 14-7
O 24	Ohio State	--/--	W 7-6
O 31	*Chicago(h)	--/--	T 0-0
N 14	Minnesota	--/--	L 3-14
N 21	*Illinois	--/--	L 9-24

**1915 (4-3)**

Coach: William Juneau

Date	Opponent	Rank	Score
O 2	*Lawrence	--/--	W 82-0
O 8	*Marquette	--/--	W 85-0
O 16	Purdue	--/--	W 28-3
O 23	*Ohio State	--/--	W 21-0
O 30	Chicago	--/--	L 13-14
N 13	Illinois	--/--	L 3-17
N 20	*Minnesota(h)	--/--	L 3-20

**1916 (4-2-1)**

Coach: Paul Withington

Date	Opponent	Rank	Score
O 7	*Lawrence	--/--	W 20-0
O 14	*So. Dakota State	--/--	W 28-3
O 21	*Haskell Indians	--/--	W 13-0
O 28	*Chicago(h)	--/--	W 30-7
N 4	Ohio State	--/--	L 13-14
N 18	Minnesota	--/--	L 0-54
N 25	*Illinois	--/--	T 0-0

**1917 (4-2-1)**

Coach: J.R. Richards

Date	Opponent	Rank	Score
O 6	*Beloit	--/--	W 34-0
O 13	*Notre Dame	--/--	T 0-0
O 20	Illinois	--/--	L 0-7
O 27	*Iowa	--/--	W 20-0
N 3	*Minnesota(h)	--/--	W 10-7
N 10	*Ohio State	--/--	L 3-16
N 24	Chicago	--/--	W 18-0

**NIGHT GAMES**

Year	Opponent	Score
1896	*Carlisle Indians	L 8-18
1953	at UCLA	L 0-13
	at USC	L 21-33
1958	at Miami	W 20-0
1966	at USC	L 3-38
1968	at Arizona St.	L 7-55
1972	at LSU	L 7-27
1977	at Oregon	W 22-10
1979	at San Diego St.	L 17-24
1982	Kansas State	W 14-3
1983	at Minnesota	W 56-17
1984	Kentucky	L 19-20
1985	at Minnesota	L 18-27
1986	at Hawaii	L 17-20
	at UNLV	L 7-17
	Michigan	L 17-34
1987	at Minnesota	L 19-22
1988	at Miami	L 3-23
1989	at Minnesota	L 22-24
1991	at Minnesota	L 19-26
1993	at SMU	W 24-16
	at Minnesota	L 21-28
1994	at Colorado	L 17-55
1995	Colorado	L 7-43
	at Penn State	W 17-9
	at Minnesota	W 34-27
1996	at UNLV	W 52-17
	Utah	W 38-10
	at Hawaii	W 59-10
1997	at Northwestern	W 26-25
1998	at San Diego St.	W 26-14
	Purdue	W 31-24
2000	Western Mich.	W 19-7
	at Hawaii	W 34-18
2001	at Oregon	L 28-31
2002	Fresno State	W 23-21
	at UNLV	W 27-7
	at Michigan State	W 42-24
	**vs. Colorado	W 31-28 OT
2003	Ohio State	W 17-10

\* -- played at Chicago Coliseum

\*\* -- played at Alamodome, San Antonio, Texas

**1918 (3-3)**

Coach: Guy Lowman

Date	Opponent	Rank	Score
O 26	*Camp Grant	--/--	L 0-7
N 2	*Beloit	--/--	W 21-0
N 9	*Illinois(h)	--/--	L 0-22
N 16	Minnesota	--/--	L 0-6
N 23	Ohio State	--/--	W 14-3
N 28	*Michigan State	--/--	W 7-6

**1919 (5-2)**

Coach: J.R. Richards

Date	Opponent	Rank	Score
O 4	*Ripon	--/--	W 37-0
O 11	*Marquette	--/--	W 13-0
O 18	Northwestern	--/--	W 10-6
O 25	Illinois	--/--	W 14-10
N 1	*Minnesota(h)	--/--	L 7-19
N 15	*Ohio State	--/--	L 0-3
N 22	Chicago	--/--	W 10-3

**1920 (6-1)**

Coach: J.R. Richards

Date	Opponent	Rank	Score
O 2	*Lawrence	--/--	W 60-0
O 9	*Michigan State	--/--	W 27-0
O 16	*Northwestern	--/--	W 27-7
O 23	Ohio State	--/--	L 7-13
N 6	Minnesota	--/--	W 3-0
N 13	*Illinois(h)	--/--	W 14-9
N 20	Chicago	--/--	W 3-0

**1921 (5-1-1)**

Coach: J.R. Richards

Date	Opponent	Rank	Score
O 1	*Lawrence	--/--	W 28-0
O 8	*So. Dakota State	--/--	W 24-3
O 15	Northwestern	--/--	W 27-0
O 22	Illinois	--/--	W 20-0
O 29	*Minnesota(h)	--/--	W 35-0
N 12	*Michigan	--/--	T 7-7
N 19	Chicago	--/--	L 0-3

**1922 (4-2-1)**

Coach: J.R. Richards

Date	Opponent	Rank	Score
O 7	*Carleton	--/--	W 41-0
O 14	*So. Dakota State	--/--	W 20-6
O 21	*Indiana	--/--	W 20-0
N 4	Minnesota	--/--	W 14-0
N 11	*Illinois(h)	--/--	L 0-3
N 18	Michigan	--/--	L 6-13
N 25	Chicago	--/--	T 0-0

**1923 (3-3-1)**

Coach: Jack Ryan

Date	Opponent	Rank	Score
O 6	*Coe	--/--	W 7-3
O 13	*Michigan State	--/--	W 21-0
O 20	Indiana	--/--	W 52-0
O 27	*Minnesota(h)	--/--	T 0-0
N 10	Illinois	--/--	L 0-10
N 17	*Michigan	--/--	L 3-6
N 24	Chicago	--/--	L 6-13

**1924 (2-3-3)**

Coach: Jack Ryan

Date	Opponent	Rank	Score
S 27	*No. Dakota State	--/--	W 25-0

O 4	*Iowa State	--/--	W 17-0
O 11	*Coe	--/--	T 7-7
O 18	*Minnesota	--/--	T 7-7
O 25	Michigan	--/--	L 0-21
N 8	*Notre Dame	--/--	L 3-38
N 15	*Iowa(h)	--/--	L 7-21
N 22	Chicago	--/--	T 0-0

**1925 (6-1-1)**

Coach: George Little

Date	Opponent	Rank	Score
O 3	*Iowa State	--/--	W 30-0
O 10	*Franklin	--/--	W 35-0
O 17	*Michigan(h)	--/--	L 0-21
O 24	*Purdue	--/--	W 7-0
O 31	Minnesota	--/--	T 12-12
N 7	Iowa	--/--	W 6-0
N 14	*Michigan State	--/--	W 21-10
N 21	Chicago	--/--	W 20-7

**1926 (5-2-1)**

Coach: George Little

Date	Opponent	Rank	Score
O 2	*Cornell	--/--	W 38-0
O 9	*Kansas	--/--	W 13-0
O 16	Purdue	--/--	T 0-0
O 23	*Indiana	--/--	W 27-2
O 30	*Minnesota	--/--	L 10-16
N 6	Michigan	--/--	L 0-37
N 13	*Iowa(h)	--/--	W 20-10
N 20	Chicago	--/--	W 14-7

**1927 (4-4)**

Coach: Glenn Thistlethwaite

Date	Opponent	Rank	Score
O 1	*Cornell	--/--	W 31-6
O 8	Kansas	--/--	W 26-6
O 15	*Michigan	--/--	L 0-14
O 22	*Purdue	--/--	W 12-6
O 29	Minnesota	--/--	L 7-13
N 5	*Grinnell	--/--	W 20-2
N 12	*Iowa(h)	--/--	L 0-16
N 19	Chicago	--/--	L 0-6

**1928 (7-1-1)**

Coach: Glenn Thistlethwaite

Date	Opponent	Rank	Score
O 6	*Notre Dame	--/--	W 22-6
O 13	*Cornell	--/--	W 49-0
O 13	*No. Dakota State	--/--	W 13-7
O 20	Purdue	--/--	T 19-19
O 27	Michigan	--/--	W 7-0
N 3	*Alabama	--/--	W 15-0
N 10	*Chicago(h)	--/--	W 25-0
N 17	Iowa	--/--	W 13-0
N 24	*Minnesota	--/--	L 0-6

**1929 (4-5)**

Coach: Glenn Thistlethwaite

Date	Opponent	Rank	Score
S 28	*Ripon	--/--	W 22-0
S 28	*So. Dakota State	--/--	W 21-0
O 5	*Colgate	--/--	W 13-6
O 12	*Northwestern	--/--	L 0-7
O 19	Notre Dame <sup>2</sup>	--/--	L 0-19
O 26	*Iowa	--/--	L 0-14
N 2	*Purdue(h)	--/--	L 0-13
N 9	Chicago	--/--	W 20-6
N 23	Minnesota	--/--	L 12-13

**1930 (6-2-1)**

Coach: Glenn Thistlethwaite

Date	Opponent	Rank	Score
O 4	*Lawrence	--/--	W 53-6
O 4	*Carleton	--/--	W 28-0
O 11	*Chicago	--/--	W 34-0
O 18	*Pennsylvania(h)	--/--	W 27-0
O 25	Purdue	--/--	L 6-7
N 1	Ohio State	--/--	T 0-0
N 8	*So. Dakota State	--/--	W 58-7
N 15	Northwestern	--/--	L 7-20
N 22	*Minnesota	--/--	W 14-0

**1931 (5-4-1)**

Coach: Glenn Thistlethwaite

Date	Opponent	Rank	Score
O 3	*Bradley	--/--	W 33-6
O 3	*No. Dakota State	--/--	W 12-7
O 10	*Auburn	--/--	T 7-7
O 17	*Purdue	--/--	W 21-14
O 24	Pennsylvania	--/--	L 13-27
O 31	Minnesota	--/--	L 0-14
N 7	Illinois	--/--	W 7-6
N 14	*Ohio State(h)	--/--	L 0-6
N 21	Chicago	--/--	W 12-7
N 28	Michigan	--/--	L 0-16

**1932 (6-1-1)**

Coach: Clarence Spears

Date	Opponent	Rank	Score
O 1	*Marquette	--/--	W 7-2
O 8	*Iowa	--/--	W 34-0
O 15	Purdue	--/--	L 6-7
O 22	*Coe	--/--	W 39-0
O 29	Ohio State	--/--	T 7-7
N 5	*Illinois(h)	--/--	W 20-12
N 12	*Minnesota	--/--	W 20-13
N 19	Chicago	--/--	W 18-7

**1933 (2-5-1)**

Coach: Clarence Spears

Date	Opponent	Rank	Score
O 7	*Marquette	--/--	W 19-0
O 14	Illinois	--/--	L 0-21
O 21	Iowa	--/--	L 7-26
O 28	*Purdue(h)	--/--	L 0-14
N 4	Chicago	--/--	T 0-0
N 11	*West Virginia	--/--	W 25-6
N 18	*Ohio State	--/--	L 0-6
N 25	Minnesota	--/--	L 3-6

**1934 (4-4)**

Coach: Clarence Spears

Date	Opponent	Rank	Score
O 6	*Marquette	--/--	W 3-0
O 13	*So. Dakota State	--/--	W 28-7
O 20	Purdue	--/--	L 0-14
O 27	Notre Dame	--/--	L 0-19
N 3	Northwestern	--/--	L 0-7
N 10	Michigan	--/--	W 10-0
N 17	*Illinois(h)	--/--	W 7-3
N 24	*Minnesota	--/--	L 0-34

**1935 (1-7)**

Coach: Clarence Spears

Date	Opponent	Rank	Score
S 28	*So. Dakota State	--/--	L 6-13
O 5	*Marquette	--/--	L 0-33
O 12	*Notre Dame	--/--	L 0-27

O 19	*Michigan	--/--	L 12-20
O 26	Chicago	--/--	L 7-13
N 9	*Purdue(h)	--/--	W 8-0
N 16	Northwestern	--/--	L 13-32
N 23	Minnesota	--/--	L 7-33

**1936 (2-6)**

Coach: Harry Stuhldreher

Date	Opponent	Rank	Score
S 26	*So. Dakota State	--/--	W 24-7
O 3	*Marquette	--/--	L 6-12
O 10	Purdue	--/--	L 14-35
O 17	Notre Dame	--/--	L 0-27
O 31	*Chicago(h)	--/--	L 6-7
N 7	Northwestern	--/1	L 18-26
N 14	*Cincinnati	--/--	W 27-6
N 21	*Minnesota	--/2	L 0-24

**1937 (4-3-1)**

Coach: Harry Stuhldreher

Date	Opponent	Rank	Score
S 25	*So. Dakota State	--/--	W 32-0
O 2	*Marquette	--/--	W 12-0
O 9	Chicago	--/--	W 27-0
O 16	*Iowa(h)	--/--	W 13-6
O 23	Pittsburgh	16/3	L 0-21
O 30	*Northwestern	--/--	L 6-14
N 13	*Purdue	--/--	T 7-7
N 20	Minnesota	--/7	L 6-13

**1938 (5-3)**

Coach: Harry Stuhldreher

Date	Opponent	Rank	Score
O 1	*Marquette	--/--	W 27-0
O 8	Iowa	--/--	W 31-13
O 15	*Pittsburgh	--/--	L 6-26
O 22	Purdue	--/--	L 7-13
O 29	*Indiana(h)	--/--	W 6-0
N 5	Northwestern	--/7	W 20-13
N 12	UCLA	15/--	W 14-7
N 19	*Minnesota	12/--	L 0-21

**1939 (1-6-1)**


Coach: Harry Stuhldreher

Date	Opponent	Rank	Score
S 30	*Marquette	--/--	W 14-13
O 7	*Texas	--/--	L 7-17
O 14	*Indiana	--/--	L 0-14
O 21	Northwestern	--/--	L 7-13
O 28	*Iowa	--/--	L 13-19
N 4	Illinois	--/--	L 0-7
N 18	*Purdue(h)	--/--	T 7-7
N 25	Minnesota	--/--	L 6-23

**1940 (4-4)**

Coach: Harry Stuhldreher

Date	Opponent	Rank	Score
O 5	*Marquette	--/--	W 33-19
O 12	Iowa	--/--	L 12-30
O 19	*Northwestern	--/4	L 7-27
O 26	Purdue	--/--	W 14-13
N 2	*Illinois(h)	--/--	W 13-6
N 9	Columbia	--/--	L 6-7
N 16	*Indiana	--/--	W 27-10
N 23	*Minnesota	--/1	L 13-22



The 1951 "Hard Rocks" defense led the nation in both total (154.8 ypg) and scoring defense (6.6 ppg). The unit registered two shutouts.

**1941 (3-5)**

Coach: Harry Stuhldreher

Date	Opponent	Rank	Score
O 4	*Marquette	--/--	L 7-28
O 11	Northwestern	--/--	L 14-41
O 18	*Iowa	--/--	W 23-0
O 25	*Indiana(h)	--/--	W 27-25
N 1	*Syracuse	--/--	L 20-27
N 8	Ohio State	--/20	L 34-46
N 15	*Purdue	--/--	W 13-0
N 22	Minnesota	--/1	L 6-41

**1942 (8-1-1)**

Coach: Harry Stuhldreher

Date	Opponent	Rank	Score
S 19	*Camp Grant	--/--	W 7-0
S 26	*Notre Dame	--/--	T 7-7
O 3	*Marquette	--/--	W 35-7
O 10	*Missouri	--/--	W 17-9
O 17	Great Lakes <sup>2</sup>	7/--	W 13-7
O 24	Purdue	7/--	W 13-0
O 31	*Ohio State(h)	6/1	W 17-7
N 7	Iowa	2/--	L 0-6
N 14	Northwestern	7/--	W 20-19
N 21	*Minnesota	7/--	W 20-6

**1943 (1-9)**

Coach: Harry Stuhldreher

Date	Opponent	Rank	Score
S 18	*Marquette	--/--	L 7-33
S 25	Camp Grant <sup>6</sup>	--/--	L 7-10
O 2	Iowa	--/--	W 7-5
O 9	*Illinois	--/--	L 7-25
O 16	*Notre Dame	--/1	L 0-50
O 23	Indiana	--/--	L 0-34
O 30	*Purdue	--/4	L 0-32
N 6	*Northwestern(h)	--/12	L 0-41
N 13	Michigan	--/4	L 0-27
N 20	Minnesota	--/--	L 13-25

**1944 (3-6)**

Coach: Harry Stuhldreher

Date	Opponent	Rank	Score
S 30	Northwestern	--/--	W 7-6
O 7	*Marquette	--/--	W 21-2
O 14	*Ohio State(h)	19/8	L 7-20
O 21	Notre Dame	--/1	L 13-28
O 28	*Great Lakes	--/16	L 12-40
N 4	Purdue	--/--	L 0-35
N 11	*Iowa	--/--	W 26-7
N 18	Michigan	--/5	L 0-14
N 25	*Minnesota	--/--	L 26-28

**1945 (3-4-2)**

Coach: Harry Stuhldreher

Date	Opponent	Rank	Score
S 22	Great Lakes	--/--	T 0-0
S 29	*Marquette	--/--	W 40-13
O 6	*Purdue	--/--	L 7-13
O 13	Ohio State	--/4	L 0-12
O 20	*Illinois	--/--	T 7-7
N 3	Iowa	--/--	W 27-7
N 10	*Northwestern(h)	--/--	L 14-28
N 17	Navy <sup>7</sup>	--/2	L 7-36
N 24	Minnesota	--/--	W 26-12

**1946 (4-5)**

Coach: Harry Stuhldreher

Date	Opponent	Rank	Score	Crowd
S 21	*Marquette	--/--	W 34-0	45,000c
S 28	California	--/--	W 28-7	50,000
O 5	Northwestern	--/--	L 0-28	45,000
O 12	*Ohio State	--/14	W 20-7	45,000c
O 19	Illinois	20/--	L 21-27	62,597
N 2	Purdue	18/--	W 24-20	32,000
N 9	*Iowa(h)	15/--	L 7-21	45,000c
N 16	Michigan	--/10	L 6-28	63,415
N 23	*Minnesota	--/--	L 0-6	45,000

**1947 (5-3-1)**

Coach: Harry Stuhldreher

Date	Opponent	Rank	Score	Crowd
S 27	*Purdue	--/--	W 32-14	41,000
O 4	Indiana	--/--	T 7-7	30,000
O 11	*California	--/8	L 7-48	45,000c
O 18	Yale	--/12	W 9-0	65,000
O 25	*Marquette	--/--	W 35-12	45,000c
N 1	Northwestern	--/--	W 29-0	43,000
N 8	*Iowa(h)	19/--	W 46-14	45,000c
N 15	*Michigan	9/2	L 6-40	45,000c
N 22	Minnesota	--/--	L 0-21	63,862

**1948 (2-7)**

Coach: Harry Stuhldreher

Date	Opponent	Rank	Score	Crowd
S 25	*Indiana	--/--	L 7-35	40,000
O 2	*Illinois	--/--	W 20-16	45,000c
O 9	California	--/9	L 14-40	66,000
O 16	*Yale	--/--	L 7-17	45,000c
O 23	Ohio State	--/--	L 32-34	77,200
O 30	Iowa	--/--	L 13-19	38,000
N 6	*Northwestern(h)	--/10	L 7-16	45,000c
N 13	*Marquette	--/--	W 26-0	45,000c
N 20	*Minnesota	--/15	L 0-16	45,000c

**1949 (5-3-1)**

Coach: Ivy Williamson

Date	Opponent	Rank	Score	Crowd
S 24	*Marquette	--/--	W 41-0	42,000
O 1	Illinois	--/--	T 13-13	32,332
O 8	*California	--/10	L 20-35	44,000
O 15	*Navy	--/18	W 48-13	45,000c
O 22	*Ohio State	--/--	L 0-21	45,000c
O 29	Indiana	--/--	W 30-14	30,000
N 5	Northwestern	--/--	W 14-6	51,000
N 12	*Iowa(h)	--/--	W 35-13	45,000c
N 19	Minnesota	--/--	L 6-14	64,110

**1950 (6-3)**

Coach: Ivy Williamson

Date	Opponent	Rank	Score	Crowd
S 30	*Marquette	--/--	W 28-6	45,000c
O 7	Illinois	--/15	W 7-6	54,230
O 14	Iowa	15/--	W 14-0	46,333
O 21	Michigan	16/--	L 13-26	91,202
O 28	*Northwestern	--/9	W 14-13	45,000c
N 4	*Purdue(h)	20/--	W 33-7	45,000c
N 11	Ohio State	15/2	L 14-19	81,535
N 18	Pennsylvania	15/20	L 0-20	60,000
N 25	*Minnesota	--/--	W 14-0	45,000c

**1951 (7-1-1)**

Coach: Ivy Williamson

Date	Opponent	Rank	Score	Crowd
S 29	*Marquette	15/--	W 22-6	45,450
O 6	Illinois	--/8	L 10-14	56,207
O 13	*Ohio State	--/9	T 6-6	51,156c
O 20	Purdue	--/--	W 31-7	40,000
O 27	Northwestern	14/13	W 41-0	50,000
N 3	*Indiana(h)	10/--	W 6-0	51,118c
N 10	*Pennsylvania	9/--	W 16-7	43,243
N 17	*Iowa	8/--	W 34-7	39,788
N 24	Minnesota	8/--	W 30-6	52,177

**1952 (6-3-1)**

Coach: Ivy Williamson

Date	Opponent	Rank	Score	Crowd
S 27	*Marquette	7/--	W 42-19	51,303c
O 4	*Illinois	8/2	W 20-6	52,071c
O 11	Ohio State	1/--	L 14-23	80,345
O 18	Iowa	12/--	W 42-13	45,050
O 25	*UCLA	10/8	L 7-20	52,131c
N 1	Rice	18/--	W 21-7	36,000
N 8	*Northwestern(h)	18/--	W 24-20	52,131c
N 15	Indiana	15/--	W 37-14	22,000
N 22	*Minnesota	13/--	T 21-21	52,131c
J 1	USC <sup>s</sup>	11/5	L 0-7	101,500

**1953 (6-2-1)**

Coach: Ivy Williamson

Date	Opponent	Rank	Score	Crowd
S 26	*Penn State	--/--	W 20-0	48,374
O 3	*Marquette	16/--	W 13-11	51,363
O 9	UCLA	--/6	L 0-13	52,887
O 17	Purdue	--/--	W 28-19	36,500
O 24	*Ohio State	--/--	L 19-20	52,819c
O 31	*Iowa(h)	--/--	W 10-6	52,819c
N 7	Northwestern	--/--	W 34-13	40,000
N 14	*Illinois	--/3	W 34-7	52,887c
N 21	Minnesota	8/--	T 21-21	61,154

**1954 (7-2)**

Coach: Ivy Williamson

Date	Opponent	Rank	Score	Crowd
S 25	*Marquette	10/--	W 52-14	52,819c
O 2	Michigan State	5/--	W 6-0	51,194
O 9	*Rice	3/11	W 13-7	52,819c
O 16	*Purdue	2/5	W 20-6	52,819c
O 23	Ohio State	2/4	L 14-31	82,636
O 30	Iowa	8/--	L 7-13	52,185
N 6	*Northwestern(h)	16/--	W 34-13	53,131c
N 13	Illinois	14/--	W 27-14	71,119
N 20	*Minnesota	17/10	W 27-0	53,131c

**1955 (4-5)**

Coach: Ivy Williamson

Date	Opponent	Rank	Score	Crowd
S 24	*Marquette	--/--	W 28-14	53,359c
O 1	*Iowa	17/14	W 37-14	53,509c
O 8	Purdue	9/17	W 9-0	45,000
O 14	USC	6/16	L 21-33	75,162
O 22	*Ohio State	15/--	L 16-26	53,539c
O 29	*Michigan State(h)	--/5	L 0-27	53,529c
N 5	Northwestern	--/--	W 41-14	40,000
N 12	*Illinois	--/16	L 14-17	53,529c
N 19	Minnesota	--/--	L 6-21	62,714

**1956 (1-5-3)**

Coach: Milt Bruhn

Date	Opponent	Rank	Score	Crowd
S 29	*Marquette	--/--	W 41-0	52,700
O 6	*USC	--/10	L 6-13	52,979c
O 13	Iowa	--/--	L 7-13	53,273
O 20	*Purdue	--/17	T 6-6	53,044c
O 27	Ohio State	--/9	L 0-21	82,661
N 3	Michigan State	--/4	L 0-33	53,647
N 10	*Northwestern(h)	--/--	L 7-17	54,645c
N 17	Illinois	--/--	T 13-13	52,858
N 24	*Minnesota	--/7	T 13-13	54,149

**1957 (6-3)**

Coach: Milt Bruhn

Date	Opponent	Rank	Score	Crowd
S 28	*Marquette	--/--	W 60-6	52,700
O 5	*West Virginia	--/--	W 45-13	38,889
O 12	Purdue	16/--	W 23-14	40,507
O 19	Iowa	13/6	L 7-21	58,147
O 26	*Ohio State	--/12	L 13-16	51,051
N 2	*Michigan State	--/6	L 7-21	49,826
N 9	Northwestern	--/--	W 41-12	32,250
N 16	*Illinois(h)	--/15	W 24-13	52,384
N 23	Minnesota	18/--	W 14-6	62,939

**1958 (7-1-1)**

Coach: Milt Bruhn

Date	Opponent	Rank	Score	Crowd
S 26	Miami, Fla.	14/15	W 20-0	62,084
O 4	*Marquette	9/--	W 50-0	42,513
O 11	*Purdue	6/13	W 31-6	51,028
O 18	*Iowa	4/13	L 9-20	65,241c
O 25	Ohio State	13/2	T 7-7	83,142
N 1	Michigan State	8/--	W 9-7	71,040
N 8	*Northwestern(h)	7/4	W 17-13	62,964
N 15	Illinois	5/--	W 31-12	45,937
N 22	*Minnesota	5/--	W 27-12	54,517

**1959 (7-3)**

Coach: Milt Bruhn

Date	Opponent	Rank	Score	Crowd
S 26	*Stanford	8/--	W 16-14	41,892
O 3	*Marquette	12/--	W 44-6	47,970
O 10	Purdue	9/7	L 0-21	41,542
O 17	*Iowa	--/9	W 25-16	64,256c
O 24	*Ohio State	12/20	W 12-3	55,440
O 31	Michigan	10/--	W 19-10	68,063
N 7	Northwestern	9/2	W 24-19	55,282
N 14	*Illinois(h)	7/--	L 6-9	56,028
N 21	Minnesota	9/--	W 11-7	53,647
J 1	Washington*	6/8	L 8-44	100,089

**1960 (4-5)**

Coach: Milt Bruhn

Date	Opponent	Rank	Score	Crowd
S 24	Stanford	--/--	W 24-7	29,500
O 1	*Marquette	--/--	W 35-6	51,533
O 8	*Purdue	--/7	W 24-13	58,292
O 15	Iowa	12/2	L 21-28	57,000
O 22	Ohio State	11/9	L 7-34	83,244
O 29	*Michigan	--/--	W 16-13	57,629
N 5	*Northwestern(h)	--/--	L 0-21	61,730
N 12	Illinois	--/--	L 14-35	48,143
N 19	*Minnesota	--/4	L 7-26	55,576

**1961 (6-3)**

Coach: Milt Bruhn

Date	Opponent	Rank	Score	Crowd
S 23	*Utah	--/--	W 7-0	36,325
S 30	*Michigan State	--/10	L 0-20	50,584
O 7	Indiana	--/--	W 6-3	23,270
O 14	*Oregon State	--/--	W 23-20	45,274
O 21	Iowa	--/4	L 15-47	60,150
O 28	*Ohio State(h)	--/6	L 21-30	58,144
N 11	Northwestern	--/--	W 29-10	46,203
N 18	*Illinois	--/--	W 55-7	45,122
N 25	Minnesota	--/3	W 23-21	66,232

**1962 (8-2)**

Coach: Milt Bruhn

Date	Opponent	Rank	Score	Crowd
S 29	*New Mexico St.	--/--	W 69-13	40,495
O 6	*Indiana	--/--	W 30-6	41,354
O 13	*Notre Dame	--/--	W 17-8	61,098
O 20	*Iowa	10/--	W 42-14	60,297
O 27	Ohio State	5/--	L 7-14	82,540
N 3	Michigan	--/--	W 34-12	53,789
N 10	*Northwestern(h)	8/1	W 37-6	65,501c
N 17	Illinois	4/--	W 35-6	36,762
N 24	*Minnesota	3/5	W 14-9	65,514c
J 1	USC*	2/1	L 37-42	98,698

**1963 (5-4)**

Coach: Milt Bruhn

Date	Opponent	Rank	Score	Crowd
S 21	*Western Mich.	7/--	W 41-0	48,574
S 28	Notre Dame	6/--	W 14-9	56,806
O 12	*Purdue	5/--	W 38-20	61,415
O 19	Iowa	2/--	W 10-7	59,700
O 26	*Ohio State	2/--	L 10-13	65,913c
N 2	Michigan State	8/--	L 13-30	71,033
N 9	*Northwestern(h)	--/--	W 17-14	65,388c
N 16	*Illinois	--/8	L 7-17	65,418c
N 28	Minnesota	--/--	L 0-14	55,271

**1964 (3-6)**

Coach: Milt Bruhn

Date	Opponent	Rank	Score	Crowd
S 19	*Kansas State	--/--	W 17-7	46,455
S 26	*Notre Dame	--/--	L 7-31	64,398c
O 10	Purdue	--/--	L 7-28	44,396
O 17	*Iowa	--/--	W 31-21	65,713c
O 24	Ohio State	--/1	L 3-28	84,365
O 31	*Michigan State(h)	--/--	L 6-22	65,728c
N 7	Northwestern	--/--	L 13-17	51,028
N 14	Illinois	--/--	L 0-29	55,077
N 21	*Minnesota	--/--	W 14-7	61,306

**1965 (2-7-1)**

Coach: Milt Bruhn

Date	Opponent	Rank	Score	Crowd
S 18	*Colorado	--/--	T 0-0	45,914
S 25	*USC	--/--	L 6-26	52,706
O 2	*Iowa	--/--	W 16-13	63,058
O 9	Nebraska	--/2	L 0-37	53,810
O 16	Northwestern	--/--	W 21-7	44,444
O 23	*Ohio State(h)	--/--	L 10-20	65,269c
O 30	Michigan	--/--	L 14-50	66,907
N 6	Purdue	--/--	L 7-45	48,369
N 13	*Illinois	--/--	L 0-51	55,192
N 20	Minnesota	--/--	L 7-42	50,624

**1966 (3-6-1)**

Coach: Milt Bruhn

Date	Opponent	Rank	Score	Crowd
S 14	*Iowa State	--/--	W 20-10	51,051
S 24	USC	--/5	L 3-38	52,235
O 1	Iowa	--/--	W 7-0	52,787
O 8	*Nebraska	--/--	L 3-31	52,428
O 15	*Northwestern	--/--	T 3-3	53,163
O 22	Ohio State	--/--	L 13-24	84,256
O 29	*Michigan	--/--	L 17-28	51,816
N 5	*Purdue(h)	--/--	L 0-23	56,475
N 12	Illinois	--/--	L 14-49	53,645
N 19	*Minnesota	--/--	W 7-6	45,373

**1967 (0-9-1)**

Coach: John Coatta

Date	Opponent	Rank	Score	Crowd
S 23	Washington	--/--	L 0-17	54,500
S 30	*Arizona State	--/--	L 16-42	49,327
O 7	Michigan State	--/--	L 7-35	68,516
O 14	*Pittsburgh	--/--	L 11-13	46,995
O 21	*Iowa	--/--	T 21-21	59,512
O 28	*Northwestern(h)	--/--	L 13-17	61,918
N 4	Indiana	--/7	L 9-14	46,910
N 11	Ohio State	--/--	L 15-17	65,470
N 18	*Michigan	--/--	L 14-27	44,721
N 25	Minnesota	--/--	L 14-21	47,133

**1968 (0-10)**

Coach: John Coatta

Date	Opponent	Rank	Score	Crowd
S 21	Arizona State	--/--	L 7-55	43,317
S 28	*Washington	--/--	L 17-21	42,965
O 5	*Michigan State	--/19	L 0-39	49,067
O 12	*Utah State	--/--	L 0-20	37,469
O 19	Iowa	--/--	L 0-41	45,651
O 26	Northwestern	--/--	L 10-13	33,133
N 2	*Indiana(h)	--/--	L 20-21	51,666
N 9	*Ohio State	--/2	L 8-43	40,972
N 16	Michigan	--/4	L 9-34	51,117
N 23	*Minnesota	--/--	L 15-23	39,214

**1969 (3-7)**


Coach: John Coatta

Date	Opponent	Rank	Score	Crowd
S 20	*Oklahoma	--/6	L 21-48	43,633
S 27	*UCLA	--/14	L 23-34	49,243
O 4	*Syracuse	--/--	L 7-43	45,540
O 11	*Iowa	--/--	W 23-17	53,714
O 18	Northwestern	--/--	L 7-27	34,374
O 25	*Indiana(h)	--/--	W 36-34	58,636
N 1	Michigan	--/20	L 7-35	60,438
N 8	Ohio State	--/1	L 7-62	86,519
N 15	*Illinois	--/--	W 55-14	42,624
N 22	Minnesota	--/--	L 10-35	40,458

**1970 (4-5-1)**

Coach: John Jardine

Date	Opponent	Rank	Score	Crowd
S 19	Oklahoma	--/18	L 7-21	58,100
S 26	*TCU	--/--	T 14-14	61,538
O 3	*Penn State	--/16	W 29-16	55,204
O 10	Iowa	--/--	L 14-24	53,622
O 17	*Northwestern	--/--	L 14-24	65,278
O 24	Indiana	--/--	W 30-12	48,643
O 31	*Michigan(h)	--/5	L 15-29	72,389
N 7	*Ohio State	--/3	L 7-24	72,758
N 14	Illinois	--/--	W 29-17	36,569
N 21	*Minnesota	--/--	W 39-14	50,167



Al Toon established a then-Big Ten record with 252 yards receiving in a 42-38 win over Purdue in 1983.

**1971 (4-6-1)**

Coach: John Jardine

Date	Opponent	Rank	Score	Crowd
S 11	*Northern Illinois	--/--	W 31-0	45,437
S 18	Syracuse	--/15	T 20-20	31,206
S 25	*LSU	--/18	L 28-38	78,535c
O 2	Northwestern	--/--	L 11-24	40,473
O 9	*Indiana	--/--	W 35-29	66,156
O 16	*Michigan State	--/--	W 31-28	74,847
O 23	Ohio State	--/12	L 6-31	86,559
O 30	Iowa	--/--	L 16-20	43,155
N 6	*Purdue(h)	--/--	W 14-10	78,451c
N 13	*Illinois	--/--	L 27-35	65,459
N 20	Minnesota	--/--	L 21-23	34,738

**1972 (4-7)**

Coach: John Jardine

Date	Opponent	Rank	Score	Crowd
S 16	*Northern Illinois	--/--	W 31-7	62,710
S 23	*Syracuse	--/--	W 31-7	67,234
S 30	LSU	--/--	L 7-27	69,142
O 7	*Northwestern	--/--	W 21-14	74,595
O 14	Indiana	--/--	L 7-33	50,122
O 21	Michigan State	--/--	L 0-31	62,638
O 28	*Ohio State	--/4	L 20-28	78,713c
N 4	*Iowa(h)	--/--	W 16-14	78,723c
N 11	Purdue	--/--	L 6-27	53,507
N 18	Illinois	--/--	L 7-27	45,703
N 25	*Minnesota	--/--	L 6-14	60,746

**1973 (4-7)**

Coach: John Jardine

Date	Opponent	Rank	Score	Crowd
S 15	*Purdue	--/--	L 13-14	58,256
S 22	*Colorado	--/19	L 25-28	58,237
S 29	Nebraska	--/2	L 16-20	76,297
O 6	*Wyoming	--/--	W 37-28	60,715
O 13	*Ohio State	--/1	L 0-24	77,413
O 20	Michigan	--/4	L 6-35	87,273
O 27	*Indiana(h)	--/--	W 31-7	66,365
N 3	*Michigan State	--/--	L 0-21	54,010
N 10	*Iowa	--/--	W 35-7	55,560
N 17	*Northwestern	--/--	W 36-34	46,248
N 24	Minnesota	--/--	L 17-19	34,412

**1974 (7-4)**

Coach: John Jardine

Date	Opponent	Rank	Score	Crowd
S 14	Purdue	--/--	W 28-14	54,239
S 21	*Nebraska	--/4	W 21-20	73,381
S 28	Colorado	11/--	L 21-24	50,512
O 5	*Missouri	--/--	W 59-20	71,141
O 12	Ohio State	13/1	L 7-52	87,717
O 19	*Michigan	--/3	L 20-24	78,911c
O 26	Indiana	--/--	W 35-25	31,453
N 2	*Michigan State(h)	--/20	L 21-28	78,848c
N 9	Iowa	--/--	W 28-15	48,300
N 16	Northwestern	--/--	W 52-7	28,533
N 23	*Minnesota	--/--	W 49-14	55,869

**1975 (4-6-1)**

Coach: John Jardine

Date	Opponent	Rank	Score	Crowd
S 13	*Michigan	--/2	L 6-23	79,022c
S 20	*South Dakota	--/--	W 48-7	65,566
S 27	Missouri	--/5	L 21-28	62,222
O 4	*Kansas	--/--	L 7-41	76,097
O 11	Purdue	--/--	W 17-14	62,406
O 18	Ohio State	--/1	L 0-56	87,820
O 25	*Northwestern(h)	--/--	W 17-14	78,902c
N 1	*Illinois	--/--	W 18-9	78,868c
N 8	Iowa	--/--	L 28-45	54,650
N 15	*Indiana	--/--	T 9-9	65,317
N 22	Minnesota	--/--	L 3-24	37,578

**1976 (5-6)**

Coach: John Jardine

Date	Opponent	Rank	Score	Crowd
S 11	Michigan	--/2	L 27-40	101,347
S 18	*North Dakota	--/--	W 45-9	62,213
S 25	*Washington State	--/--	W 35-26	64,658
O 2	Kansas	--/9	L 24-34	48,350
O 9	*Purdue	--/--	L 16-18	79,111c
O 16	*Ohio State	--/9	L 20-30	79,579c
O 23	Northwestern	--/--	W 28-25	24,580
O 30	Illinois	--/--	L 25-31	54,121
N 6	*Iowa(h)	--/--	W 38-21	79,521c
N 13	Indiana	--/--	L 14-15	27,518
N 20	*Minnesota	--/--	W 26-17	60,304

**1977 (5-6)**

Coach: John Jardine

Date	Opponent	Rank	Score	Crowd
S 10	Indiana	--/--	W 30-14	34,755
S 17	*Northern Illinois	--/--	W 14-3	64,475
S 24	Oregon	--/--	W 22-10	30,755
O 1	*Northwestern	--/--	W 19-7	68,709
O 8	*Illinois	19/--	W 26-0	78,661c
O 15	Michigan	14/1	L 0-56	104,892

O 22	*Michigan State(h)	--/--	L 7-9	79,203c
O 29	Ohio State	--/3	L 0-42	87,837
N 5	*Purdue	--/--	L 0-22	83,322
N 12	*Iowa	--/--	L 8-24	71,723
N 19	Minnesota	--/--	L 7-13	30,742

**1978 (5-4-2)**

Coach: Dave McClain

Date	Opponent	Rank	Score	Crowd
S 16	*Richmond	--/--	W 7-6	60,877
S 23	Northwestern	--/--	W 28-7	23,960
S 30	*Oregon	--/--	W 22-19	63,988
O 7	*Indiana	--/--	W 34-7	75,266
O 14	Illinois	--/--	T 20-20	51,160
O 21	*Michigan	--/9	L 0-42	80,024c
O 28	Michigan State	--/--	L 2-55	70,144
N 4	*Ohio State	--/--	L 14-49	79,940c
N 11	*Purdue(h)	--/--	T 24-24	78,986c
N 18	Iowa	--/--	L 24-38	44,444
N 25	*Minnesota	--/--	W 48-10	61,021

**1979 (4-7)**

Coach: Dave McClain

Date	Opponent	Rank	Score	Crowd
S 8	Purdue	--/6	L 20-41	65,002
S 15	*Air Force	--/--	W 38-0	66,466
S 22	*UCLA	--/20	L 12-37	78,830c
S 29	San Diego State	--/--	L 17-24	38,633
O 6	*Indiana	--/--	L 0-3	74,188
O 13	*Michigan State	--/19	W 38-29	77,083
O 20	Ohio State	--/6	L 0-59	87,585
O 27	*Iowa(h)	--/--	L 13-24	79,026c
N 3	Michigan	--/10	L 0-54	104,952
N 10	*Northwestern	--/--	W 28-3	68,229
N 17	Minnesota	--/--	W 42-37	37,827

**1980 (4-7)**

Coach: Dave McClain

Date	Opponent	Rank	Score	Crowd
S 13	*Purdue	--/20	L 6-12	77,280
S 20	*Brigham Young	--/--	L 3-28	71,496
S 27	UCLA	--/16	L 0-35	40,018
O 4	*San Diego St.(h)	--/--	W 35-12	76,340
O 11	Indiana	--/--	L 0-24	51,029
O 18	Michigan State	--/--	W 17-7	76,173
O 25	*Ohio State	--/10	L 0-21	79,523c
N 1	Iowa	--/--	L 13-22	59,995
N 8	*Michigan	--/12	L 0-24	69,560
N 15	Northwestern	--/--	W 39-19	17,372
N 22	*Minnesota	--/--	W 25-7	54,229

**1981 (7-5)**

Coach: Dave McClain

Date	Opponent	Rank	Score	Crowd
S 12	*Michigan	--/1	W 21-14	68,733
S 19	*UCLA	20/9	L 13-31	69,212
S 26	*Western Mich.(h)	--/--	W 21-10	67,196
O 3	*Purdue	--/--	W 20-14	68,603
O 10	*Ohio State	--/18	W 24-21	78,973c
O 17	Michigan State	14/--	L 14-33	67,352
O 24	Illinois	--/--	L 21-23	67,413
O 31	*Northwestern	--/--	W 52-0	70,035
N 7	Indiana	--/--	W 28-7	44,218
N 14	*Iowa	--/--	L 7-17	78,731c
N 21	Minnesota	--/--	W 26-21	47,125
D 13	Tennessee	--/--	L 21-28	53,220

**1982 (7-5)**

Coach: Dave McClain

Date	Opponent	Rank	Score	Crowd
S 11	Michigan	--/12	L 9-20	104,932
S 18	*UCLA	--/14	L 26-51	77,974c
S 25	*Toledo(h)	--/--	W 36-27	73,713
O 2	Purdue	--/--	W 35-31	69,132
O 9	Ohio State	--/--	W 6-0	88,234
O 16	*Michigan State	--/--	W 24-23	78,187c
O 23	*Illinois	--/--	L 28-29	78,406c
O 30	*Northwestern	--/--	W 54-20	64,388
N 6	*Indiana	--/--	L 17-20	65,355
N 13	Iowa	--/--	L 14-28	58,500
N 20	*Minnesota	--/--	W 24-0	59,792
D 11	Kansas State <sup>10</sup>	--/--	W 14-3	49,523

**1983 (7-4)**

Coach: Dave McClain

Date	Opponent	Rank	Score	Crowd
S 10	*Northern Illinois	--/--	W 37-9	56,941
S 17	*Missouri	--/--	W 21-20	65,044
S 24	*Michigan	--/17	L 21-38	77,708
O 1	Northwestern	--/--	W 49-0	32,180
O 8	*Illinois	--/19	L 15-27	78,307c
O 15	Minnesota	--/--	W 56-17	62,689

O 22	*Indiana(h)	--/--	W 45-14	78,199c
O 29	Ohio State	--/16	L 27-45	89,203
N 5	*Iowa	--/15	L 14-34	78,105
N 12	Purdue	--/--	W 42-38	58,342
N 19	*Michigan State	--/--	W 32-0	54,204

**1984 (7-4-1)**

Coach: Dave McClain

Date	Opponent	Rank	Score	Crowd
S 8	*Northern Illinois	--/--	W 27-14	65,288
S 15	Missouri	--/--	W 35-34	45,033
S 22	Michigan	--/16	L 14-20	104,239
S 29	*Northwestern	--/--	W 31-16	78,509c
O 6	Illinois	--/--	L 6-22	76,428
O 13	*Minnesota(h)	--/--	L 14-17	78,770c
O 20	Indiana	--/--	W 20-16	38,754
O 27	*Ohio State	--/6	W 16-14	78,606c
N 3	Iowa	--/17	T 10-10	66,255
N 10	*Purdue	--/--	W 30-13	72,292
N 17	Michigan State	--/--	W 20-10	61,702
D 29	Kentucky	--/--	L 19-20	47,300

**1985 (5-6)**

Coach: Dave McClain

Date	Opponent	Rank	Score	Crowd
S 14	*Northern Illinois	--/--	W 38-17	69,131
S 21	*UNLV	--/--	W 26-23	68,123
S 28	Wyoming	--/--	W 41-17	11,129
O 5	Michigan	--/5	L 6-33	105,491
O 12	*Iowa	--/1	L 13-23	79,023c
O 19	*Northwestern	--/--	L 14-17	78,401c
O 26	Illinois	--/--	L 25-38	76,395
N 2	*Indiana(h)	--/--	W 31-20	78,605c
N 9	Minnesota	--/--	L 18-27	64,571
N 16	Ohio State	--/3	W 12-7	89,873
N 23	*Michigan State	--/--	L 7-41	56,854

**1986 (3-9)**


Coach: Jim Hilles

Date	Opponent	Rank	Score	Crowd
S 6	Hawaii	--/--	L 17-20	45,403
S 13	*Northern Illinois	--/--	W 35-20	63,294
S 20	UNLV	--/--	L 7-17	32,207
S 27	*Wyoming	--/--	L 12-21	64,954
O 4	*Michigan	--/4	L 17-34	75,898
O 11	Iowa	--/10	L 6-17	67,700
O 18	Northwestern	--/--	W 35-27	34,462
O 25	*Illinois(h)	--/--	W 15-9	76,983
N 1	Indiana	--/--	L 7-21	35,311
N 8	*Minnesota	--/--	L 20-27	65,164
N 15	*Ohio State	--/9	L 17-30	62,020
N 22	Michigan State	--/--	L 13-23	60,285

**1987 (3-8)**

Coach: Don Morton

Date	Opponent	Rank	Score	Crowd
S 12	*Hawaii	--/--	W 28-7	53,509
S 19	*Utah	--/--	L 28-31	56,224
S 26	*Ball State	--/--	W 30-13	51,825
O 3	Michigan	--/12	L 0-49	104,410
O 10	*Iowa	--/--	L 10-31	74,645
O 17	Illinois	--/--	L 14-16	57,040
O 24	*Northwestern(h)	--/--	L 24-27	70,012
O 31	Purdue	--/--	L 14-49	62,000
N 7	*Ohio State	--/--	W 26-24	63,195
N 14	Minnesota	--/--	L 19-22	62,41
N 21	*Michigan State	--/11	L 9-30	45,385



Linebacker Donnel Thompson (44) and offensive tackle Chris McIntosh were captains on both the 1998 and 1999 Big Ten championship and Rose Bowl-winning squads.

**1988 (1-10)**

Coach: Don Morton

Date	Opponent	Rank	Score	Crowd
S 3	*Western Mich.	--/--	L 14-24	38,230
S 17	*Northern Illinois	--/--	L 17-19	46,869
S 24	Miami, Fla.	--/1	L 3-23	48,311
O 1	*Michigan	--/19	L 14-62	61,180
O 8	Iowa	--/--	L 6-31	67,700
O 15	*Illinois	--/--	L 6-34	57,886
O 22	Northwestern	--/--	L 14-35	30,013
O 29	*Purdue(h)	--/--	L 6-9	51,147
N 5	Ohio State	--/--	L 12-34	90,032
N 12	*Minnesota	--/--	W 14-7	40,467
N 19	Michigan State	--/--	L 0-36	76,372

**1989 (2-9)**

Coach: Don Morton

Date	Opponent	Rank	Score	Crowd
S 9	*Miami, Fla.	--/3	L 3-51	38,646
S 16	*Toledo	--/--	W 23-10	37,162
S 23	California	--/--	L 14-20	36,000
O 7	Michigan	--/5	L 0-24	104,097
O 14	*Iowa	--/--	L 24-31	62,402
O 21	*Northwestern(h)	--/--	W 35-31	44,978
O 28	Illinois	--/8	L 9-32	64,856
N 4	Minnesota	--/--	L 22-24	39,325
N 11	*Indiana	--/--	L 17-45	37,442
N 18	Ohio State	--/22	L 22-42	89,626
N 25	*Michigan State	--/--	L 3-31	29,776

**1990 (1-10)**

Coach: Barry Alvarez

Date	Opponent	Rank	Score	Crowd
S 8	*California	--/--	L 12-28	45,980
S 15	*Ball State	--/--	W 24-7	44,698
S 22	*Temple	--/--	L 18-24	41,817
O 6	*Michigan	--/3	L 3-41	64,359
O 13	Iowa	--/25	L 10-30	69,890
O 20	Northwestern	--/--	L 34-44	32,966
O 27	*Illinois(h)	--/5	L 3-21	67,746
N 3	*Minnesota	--/--	L 3-21	51,189
N 10	Indiana	--/--	L 7-20	45,093
N 17	*Ohio State	--/18	L 10-35	41,403
N 24	Michigan State	--/24	L 9-14	60,517

**1991 (5-6)**

Coach: Barry Alvarez

Date	Opponent	Rank	Score	Crowd
S 14	*Western Illinois	--/--	W 31-13	42,861
S 21	*Iowa State	--/--	W 7-6	50,710
S 28	*Eastern Michigan	--/--	W 21-6	45,356
O 5	Ohio State	--/14	L 16-31	94,221
O 12	*Iowa	--/--	L 6-10	75,053
O 19	Purdue	--/--	L 7-28	43,650
O 26	*Indiana(h)	--/--	L 20-28	54,052
N 2	Illinois	--/--	L 6-22	61,493
N 9	*Michigan State	--/--	L 7-20	41,074
N 16	Minnesota	--/--	W 19-16	36,133
N 23	*Northwestern	--/--	W 32-14	38,620

**1992 (5-6)**

Coach: Barry Alvarez

Date	Opponent	Rank	Score	Crowd
S 12	Washington	--/2	L 10-27	72,800
S 19	*Bowling Green St.	--/--	W 39-18	57,758
S 26	*Northern Illinois	--/--	W 18-17	50,688
O 3	*Ohio State	--/12	W 20-16	72,203
O 10	Iowa	--/--	L 22-23	70,397
O 17	*Purdue(h)	--/--	W 19-16	73,573

O 24	Indiana	--/--	L 3-10	43,142
O 31	*Illinois	--/--	L 12-13	65,293
N 7	Michigan State	--/--	L 10-26	45,219
N 14	*Minnesota	--/--	W 34-6	48,754
N 21	Northwestern	--/--	L 25-27	28,265

**1993 (10-1-1)**

Coach: Barry Alvarez

Date	Opponent	Rank	Score	Crowd
S 4	*Nevada	--/--	W 35-17	66,557
S 11	SMU	--/--	W 24-16	19,013
S 18	*Iowa State	24/--	W 28-7	77,745c
S 25	Indiana	23/--	W 27-15	34,306
O 9	*Northwestern(h)	21/--	W 53-14	77,745c
O 16	Purdue	16/--	W 42-28	38,942
O 23	Minnesota	15/--	L 21-28	64,798
O 30	*Michigan	21/24	W 13-10	77,745c
N 6	*Ohio State	15/3	T 14-14	77,745c
N 11	Illinois	14/--	W 35-10	48,083
D 4	Michigan State <sup>12</sup>	10/--	W 41-20	51,500
J 1	UCLA <sup>8</sup>	9/13	W 21-16	101,237

**1994 (8-3-1)**

Coach: Barry Alvarez

Date	Opponent	Rank	Score	Crowd
S 10	*Eastern Michigan	10/--	W 56-0	77,745c
S 17	Colorado	10/7	L 17-55	53,457
S 24	*Indiana	16/21	W 62-13	77,745c
O 1	Michigan State	15/--	W forfeit	71,234
O 8	Northwestern	24/--	W 46-14	46,437
O 15	*Purdue	23/--	T 27-27	77,745c
O 22	*Minnesota(h)	--/--	L 14-17	77,745c
O 29	Michigan	--/10	W 31-19	106,209
N 5	Ohio State	--/--	L 3-24	93,340
N 12	*Cincinnati	--/--	W 38-17	75,245
N 19	*Illinois	--/--	W 19-13	77,745c
J 2	Duke <sup>13</sup>	--/25	W 34-20	61,384

**1995 (4-5-2)**

Coach: Barry Alvarez

Date	Opponent	Rank	Score	Crowd
S 2	*Colorado	21/13	L 7-43	79,015c
S 16	Stanford	--/--	T 24-24	42,510
S 23	*SMU	--/--	W 42-0	77,108c
S 30	Penn State	--/6	W 17-9	96,540
O 14	*Ohio State	21/4	L 16-27	79,507c
O 21	Northwestern	24/11	L 0-35	49,256
O 28	*Michigan State(h)	--/--	W 45-14	78,043c
N 4	Purdue	--/--	L 27-38	39,125
N 11	Minnesota	--/--	W 34-27	64,016
N 18	*Iowa	--/--	L 20-33	78,907c
N 25	*Illinois	--/--	T 3-3	76,750c

**1996 (8-5)**

Coach: Barry Alvarez

Date	Opponent	Rank	Score	Crowd
S 7	*Eastern Michigan	--/--	W 24-3	74,279
S 14	UNLV	--/--	W 52-17	40,091
S 21	*Stanford	--/--	W 14-0	77,894c
S 28	*Penn State	--/3	L 20-23	79,607c
O 12	Ohio State	--/2	L 14-17	94,215
O 19	*Northwestern(h)	--/14	L 30-34	79,576c
O 26	Michigan State	--/--	L 13-30	69,217
N 2	*Purdue	--/--	W 33-25	78,330c
N 9	*Minnesota	--/--	W 45-28	78,006c
N 16	Iowa	--/--	L 0-31	66,570
N 23	Illinois	--/--	W 35-15	37,814
N 30	Hawaii	--/--	W 59-10	26,819
D 27	Utah <sup>14</sup>	--/--	W 38-10	42,122

**1997 (8-5)**

Coach: Barry Alvarez

Date	Opponent	Rank	Score	Crowd
A 24	Syracuse <sup>9</sup>	24/17	L 0-34	51,185
S 6	*Boise State	--/--	W 28-24	73,209
S 13	San Jose State	--/--	W 56-10	23,042
S 20	*San Diego State	--/--	W 36-10	76,864c
S 27	*Indiana	--/--	W 27-26	78,211c
O 4	Northwestern	--/--	W 26-25	47,129
O 11	*Illinois	--/--	W 31-7	79,327c
O 18	Purdue	24/--	L 20-45	54,252
O 25	Minnesota	--/--	W 22-21	57,563
N 8	*Iowa(h)	--/12	W 13-10	79,864c
N 15	*Michigan	23/1	L 16-26	79,806c
N 22	Penn State	24/6	L 10-35	96,934
J 1	Georgia <sup>13</sup>	--/11	L 6-33	56,186

**1998 (11-1)**

Coach: Barry Alvarez

Date	Opponent	Rank	Score	Crowd
S 5	San Diego State	20/--	W 26-14	37,471
S 12	*Ohio	17/--	W 45-0	74,676
S 19	*UNLV	14/--	W 52-7	75,044
S 26	*Northwestern	14/--	W 38-7	78,337c
O 3	Indiana	13/--	W 24-20	32,328
O 10	*Purdue(h)	12/--	W 31-24	78,782c
O 17	Illinois	9/--	W 37-3	40,627
O 24	Iowa	9/--	W 31-0	70,397
N 7	*Minnesota	8/--	W 26-7	78,767c
N 14	Michigan	8/15	L 10-27	111,217
N 21	*Penn State	13/14	W 24-3	78,964c
J 1	UCLA <sup>8</sup>	9/6	W 38-31	93,872

**1999 (10-2)**

Coach: Barry Alvarez

Date	Opponent	Rank	Score	Crowd
S4	*Murray State	9/--	W 49-10	77,527c
S 11	*Ball State	9/--	W 50-10	75,807
S 18	Cincinnati	8/--	L 12-17	27,721
S 25	*Michigan	17/4	L 16-21	79,037c
O 2	Ohio State	--/12	W 42-17	93,524
O 9	Minnesota	20/25	W 20-17 ot	63,108
O 16	*Indiana(h)	18/--	W 59-0	78,243c
O 23	*Michigan State	16/11	W 40-10	78,469c
O 30	Northwestern	11/--	W 35-19	42,292
N 6	Purdue	10/17	W 28-21	67,308
N 13	*Iowa	9/--	W 41-3	79,404c
J 1	Stanford <sup>8</sup>	4/22	W 17-9	93,731

**2000 (9-4)**

Coach: Barry Alvarez

Date	Opponent	Rank	Score	Crowd
A 31	*Western Mich.	4/--	W 19-7	77,843c
S 9	*Oregon	5/--	W 27-23	78,521c
S 16	*Cincinnati	4/--	W 28-25 ot	78,749c
S 23	*Northwestern	7/--	L 44-47 2ot	78,597c
S 30	Michigan	14/9	L 10-13	111,341
O 7	*Ohio State	24/8	L 7-23	79,045c
O 14	Michigan State	--/--	W 17-10	74,863
O 21	*Purdue(h)	--/17	L 24-30 ot	79,048
O 28	Iowa	--/--	W 13-7	62,560
N 4	*Minnesota	--/--	W 41-20	79,171c
N 11	Indiana	--/--	W 43-22	30,469
N 25	Hawaii	--/--	W 34-18	41,313
D 29	UCLA <sup>15</sup>	--/--	W 21-20	49,093

**2001 (5-7)**

Coach: Barry Alvarez

Date	Opponent	Rank	Score	Crowd
A 25	*Virginia	22/--	W 26-17	76,740c
S 1	Oregon	22/7	L 28-31	45,919
S 8	*Fresno State	23/19	L 20-32	78,506c
S 22	Penn State	---/--	W 18-6	107,253
S 29	*W. Kentucky	---/--	W 24-6	75,662
O 6	*Indiana	---/--	L 32-63	79,264c
O 13	Ohio State	---/21	W 20-17	103,520
O 20	Illinois	---/--	L 35-42	70,904
O 27	*Michigan State(h)	---/--	L 28-42	79,108c
N 3	*Iowa	---/--	W 34-28	79,421c
N 17	*Michigan	---/11	L 17-20	79,633c
N 24	Minnesota	---/--	L 31-42	55,890

**2002 (8-6)**

Coach: Barry Alvarez

Date	Opponent	Rank	Score	Crowd
A 23	*Fresno State	25/--	W 23-21	75,136
A 31	UNLV	---/--	W 27-7	42,075
S 7	*West Virginia	25/--	W 34-17	76,320
S 14	*Northern Illinois	22/--	W 24-21	77,460c
S 21	*Arizona	22/--	W 31-10	78,582c
O 5	*Penn State	19/20	L 31-34	79,403c
O 12	Indiana	23/--	L 29-32	31,156
O 19	*Ohio State(h)	---/4	L 14-19	79,729c
O 26	Michigan State	---/--	W 42-24	74,507
N 2	Iowa	---/9	L 3-20	70,397
N 9	*Illinois	---/--	L 20-37	78,709c
N 16	Michigan	---/12	L 14-21	110,412
N 23	*Minnesota	---/--	W 49-31	78,843c
D 28	Colorado <sup>16</sup>	---/14	W 31-28 ot	50,690

**2003 (7-6)**

Coach: Barry Alvarez

Date	Opponent	Rank	Score	Crowd
A 30	West Virginia	21/--	W 24-17	60,663
S 6	*Akron	18/--	W 48-31	75,401
S 13	*UNLV	14/--	L 5-23	78,043c
S 20	*North Carolina	---/--	W 38-27	77,439c
S 27	Illinois	---/--	W 38-20	58,495
O 4	Penn State	---/--	W 30-23	107,851
O 11	*Ohio State	23/3	W 17-10	79,793c
O 18	*Purdue	14/13	L 23-26	79,541c
O 25	Northwestern	20/--	L 7-16	36,233
N 8	Minnesota	---/24	L 34-37	59,543
N 15	*Michigan State	---/21	W 56-21	79,256c
N 22	*Iowa	---/17	L 21-27	79,931c
D 31	Auburn <sup>17</sup>	---/--	L 14-28	55,109

**Legend:**

\* - home game (h) - homecoming

Rank -- Ranking by Associated Press

c -- capacity crowds

**Neutral Sites**

- |                         |                            |
|-------------------------|----------------------------|
| 1 -- Milwaukee          | 9 -- East Rutherford, N.J. |
| 2 -- Chicago            | 10 -- Shreveport, La.      |
| 3 -- Chicago Coliseum   | 11 -- Birmingham, Ala.     |
| 4 -- Marinette, Wis.    | 12 -- Tokyo, Japan         |
| 5 -- Indianapolis, Ind. | 13 -- Tampa, Fla.          |
| 6 -- Rockford, Ill.     | 14 -- Tucson, Ariz.        |
| 7 -- Baltimore          | 15 -- El Paso, Texas       |
| 8 -- Pasadena, Calif.   | 16 -- San Antonio, Texas   |
|                         | 17 -- Nashville, Tenn.     |

# Record vs. All Foes

## Team .....W-L-T

Air Force	1-0-0
Akron	1-0-0
Alabama	1-0-0
Arizona	1-0-0
Arizona State	0-2-0
Arkansas	1-0-0
Armour	1-0-0
Auburn	0-1-1
Ball State	3-0-0
Beloit	16-1-0
Boise State	1-0-0
Bowling Green	1-0-0
Bradley	1-0-0
Brigham Young	0-1-0
California	1-5-0
Calumet Club	0-1-0
Camp Grant	1-2-0
Carleton	2-0-0
Carlisle Indians	0-1-0
Chicago	19-16-5
Chicago AA	1-2-0
Chicago P&S	1-0-0
Cincinnati	3-1-0
Coe (Iowa)	2-0-1
Colgate	1-0-0
Colorado	1-4-1
Colorado College	1-0-0
Columbia	0-1-0
Company I	1-0-0
Cornell (Iowa)	3-0-0

## Team .....W-L-T

Dixon (Illinois)	1-0-0
Drake	1-0-0
Duke	1-0-0
Eastern Michigan	3-0-0
Ft. Sheridan (Ill.)	1-0-0
Franklin (Ind.)	1-0-0
Fresno State	1-1-0
Georgia	0-1-0
Great Lakes	1-1-1
Grinnell (Iowa)	4-0-0
Haskell Indians	1-0-0
Hawaii	3-1-0
Hyde Park (Ill.) HS	2-0-0
Illinois	30-35-7
Indiana	31-18-2
Iowa	39-38-2
Iowa State	7-0-0
Kansas	4-2-0
Kansas State	2-0-0
Kentucky	0-1-0
Knox (Ill.)	2-0-0
Lake Forest (Ill.)	7-1-0
Lawrence	17-0-1
Louisiana State	0-2-0
Madison (Wis.) HS	4-0-0
Marquette	32-4-0
Miami (Fla.)	1-2-0
Michigan	10-47-1
Michigan State	19-25-0
Milw. Medical	1-0-0

## Team .....W-L-T

Minnesota	46-59-8
Missouri	4-1-0
Murray State	1-0
Navy	1-1-0
Nebraska	2-3-0
Nevada	1-0-0
New Mexico State	1-0-0
North Central (Ill.)	1-0-0
North Carolina	1-0-0
North Dakota	2-0-0
North Dakota State	3-0-0
Northern Illinois	9-1-0
Northwestern	53-31-5
Northwestern College	1-0-0
Notre Dame	6-8-2
Ohio	1-0-0
Ohio State	16-50-5
Oklahoma	0-2-0
Oregon	3-1-0
Oregon State	1-0-0
Osteopaths	1-0-0
Pennsylvania	2-2-0
Penn State	6-3-0
Pittsburgh	0-3-0
Purdue	36-29-8
Rice	2-0-0
Richmond	1-0-0
Ripon (Wis.)	5-0-0
Rush Medical	4-0-0
San Diego State	3-1-0

## Team .....W-L-T

San Jose State	1-0-0
SMU	2-0-0
South Dakota	1-0-0
South Dakota State	8-1-0
Stanford	4-0-1
Syracuse	1-3-1
TCU	0-0-1
Temple	0-1-0
Tennessee	0-1-0
Texas	0-1-0
Toledo	1-0-0
UCLA	4-7-0
UNLV	4-2-0
Upper Iowa	1-0-0
USC	0-6-0
Utah	2-1-0
Utah State	0-1-0
UW Alumni	3-1-0
UW Freshmen	1-0-0
UW-Oshkosh	1-0-0
UW-Platteville	1-0-0
UW-Whitewater	2-0-0
Virginia	1-0-0
Washington	0-4-0
Washington State	1-0-0
West Virginia	4-0-0
Western Illinois	1-0-0
Western Kentucky	1-0-0
Western Michigan	3-1-0
Wyoming	2-1-0
Yale	1-2-0

## ■ UW VS. MAJOR CONFERENCES

Conference	GP	W	L	T	Pct.
Atlantic Coast	3	3	0	0	1.000
Big East	16	6	9	1	.406
Big Ten	656	282	333	41	.461
Big 12	33	19	13	1	.591
Big West	4	3	1	0	.750
Mid-American	24	22	2	0	.917
Mountain West	2	1	1	0	.500
Pacific 10	37	15	21	1	.419
Southeastern	9	2	6	1	.278
Western Athletic	10	8	2	0	.800

## ■ UW RECORDS BY DECADE

Decade	GP	W	L	T	Pct.
1880s	2	0	2	0	.000
1890s	77	56	18	3	.747
1900s	76	58	15	3	.783
1910s	67	40	20	7	.649
1920s	78	46	23	9	.647
1930s	83	36	41	6	.470
1940s	90	38	47	5	.450
1950s	92	57	28	7	.658
1960s	96	34	59	3	.370
1970s	109	46	58	5	.445
1980s	114	46	67	1	.408
1990s	118	70	44	4	.610
2000s	52	29	23	0	.558



Wide receiver Chris Chambers, the team's 2000 MVP, had a reputation for the spectacular catch during his Badger career.

# Yearly Records

Year	Coach	Overall			Pct.	Big Ten				Pl.	Home	Away	Neut.
		W	L	T		W	L	T	Pct.				
1889	Alvin Kletsch	0	2	0	.000						0-0	0-1	0-1
1890	Ted Mestre	1	3	0	.250						1-1	0-1	0-1
1891	Herb Alward	3	1	1	.700						1-0	1-1	1-0-1
1892	Frank Crawford	4	3	0	.571						1-2	1-1	2-0
1893	Parke Davis	4	2	0	.667						3-0	1-1	0-1
1894	H.O. Stickney	5	2	0	.714						3-0	2-2	0-0
1895	H.O. Stickney	5	2	1	.688						4-0-1	0-2	1-0
1896	Phil King	7	1	1	.833	2	0	1	.833	1	6-0	1-0-1	0-1
1897	Phil King	9	1	0	.900	3	0	0	1.000	1	6-1	3-0	0-0
1898	Phil King	9	1	0	.900	2	1	0	.667	3	7-0	1-1	1-0
1899	Phil King	9	2	0	.818	4	1	0	.800	2	5-1	1-1	3-0
1900	Phil King	8	1	0	.889	2	1	0	.667	T3	6-0	1-1	1-0
1901	Phil King	9	0	0	1.000	2	0	0	1.000	T1	5-0	2-0	2-0
1902	Phil King	6	3	0	.667	1	3	0	.250	6	5-0	1-1	0-2
1903	Art Curtis	6	3	1	.650	0	3	1	.125	T8	6-1	0-2-1	0-0
1904	Art Curtis	5	3	0	.625	0	3	0	.000	T7	4-1	0-2	1-0
1905	Phil King	8	2	0	.800	2	2	0	.333	T5	4-1	1-1	3-0
1906	C.P. Hutchins	5	0	0	1.000	3	0	0	1.000	T1	4-0	1-0	0-0
1907	C.P. Hutchins	3	1	1	.700	3	1	1	.700	2	1-1-1	2-0	0-0
1908	J.A. Barry	5	1	0	.833	2	1	0	.667	3	3-1	2-0	0-0
1909	J.A. Barry	3	1	1	.700	2	1	1	.625	4	2-1	1-0-1	0-0
1910	J.A. Barry	1	2	2	.400	1	2	1	.375	5	1-0-2	0-1	0-1
1911	J.R. Richards	5	1	1	.786	2	1	1	.625	3	4-0-1	1-1	0-0
1912	William Juneau	7	0	0	1.000	5	0	0	1.000	1	5-0	2-0	0-0
1913	William Juneau	3	3	1	.500	1	2	1	.375	T6	3-2	0-1-1	0-0
1914	William Juneau	4	2	1	.643	2	2	1	.500	T4	3-1-1	1-1	0-0
1915	William Juneau	4	3	0	.571	2	3	0	.400	6	3-1	1-2	0-0
1916	Paul Withington	4	2	1	.643	1	2	1	.375	T6	4-0-1	0-2	0-0
1917	J.R. Richards	4	2	1	.643	3	2	0	.600	T3	3-1-1	1-1	0-0
1918	Guy Lowman	3	3	0	.500	1	2	0	.333	7	2-2	1-1	0-0
1919	J.R. Richards	5	2	0	.714	3	2	0	.600	4	2-2	3-0	0-0
1920	J.R. Richards	6	1	0	.857	4	1	0	.800	2	4-0	2-1	0-0
1921	J.R. Richards	5	1	1	.786	3	1	1	.700	4	3-0-1	2-1	0-0
1922	J.R. Richards	4	2	1	.643	2	2	1	.500	4	3-1	1-1-1	0-0
1923	Jack Ryan	3	3	1	.500	1	3	1	.300	7	2-1-1	1-2	0-0
1924	Jack Ryan	2	3	3	.438	0	2	2	.333	10	2-2-2	0-1-1	0-0
1925	George Little	6	1	1	.813	3	1	1	.700	T2	4-1	2-0-1	0-0
1926	George Little	5	2	1	.688	3	2	1	.583	5	4-1	1-1-1	0-0
1927	Glenn Thistlethwaite	4	4	0	.500	1	4	0	.200	T9	3-2	1-2	0-0
1928	Glenn Thistlethwaite	7	1	1	.833	3	1	1	.700	2	5-1	2-0-1	0-0
1929	Glenn Thistlethwaite	4	5	0	.444	1	4	0	.200	10	3-3	1-1	0-1
1930	Glenn Thistlethwaite	6	2	1	.722	2	2	1	.500	T4	6-0	0-2-1	0-0
1931	Glenn Thistlethwaite	5	4	1	.550	3	3	0	.500	6	3-1-1	2-3	0-0
1932	Clarence Spears	6	1	1	.812	4	1	1	.750	3	5-0	1-1-1	0-0
1933	Clarence Spears	2	5	1	.313	0	5	1	.083	T8	2-2	0-3-1	0-0
1934	Clarence Spears	4	4	0	.500	2	3	0	.400	T5	3-1	1-3	0-0
1935	Clarence Spears	1	7	0	.125	1	4	0	.200	T9	1-4	0-3	0-0
1936	Harry Stuhldreher	2	6	0	.250	0	4	0	.000	T8	2-3	0-3	0-0
1937	Harry Stuhldreher	4	3	1	.563	2	2	1	.500	T4	3-1-1	1-2	0-0
1938	Harry Stuhldreher	5	3	0	.625	3	2	0	.600	6	2-2	3-1	0-0
1939	Harry Stuhldreher	1	6	1	.188	0	5	1	.083	T9	1-3-1	0-3	0-0
1940	Harry Stuhldreher	4	4	0	.500	3	3	0	.500	T4	3-2	1-2	0-0
1941	Harry Stuhldreher	3	5	0	.375	3	3	0	.500	5	3-2	0-3	0-0
1942	Harry Stuhldreher	8	1	1	.850	4	1	0	.800	2	5-0-1	2-1	1-0
1943	Harry Stuhldreher	1	9	0	.100	1	6	0	.167	8	0-5	1-3	0-1
1944	Harry Stuhldreher	3	6	0	.333	2	4	0	.333	7	2-3	1-3	0-0

Year	Coach	Overall				Big Ten				Pl.	Home	Away	Neut.
		W	L	T	Pct.	W	L	T	Pct.				
1945	Harry Stuhldreher	3	4	2	.444	2	3	1	.417	6	1-2-1	2-1-1	0-1
1946	Harry Stuhldreher	4	5	0	.444	2	5	0	.400	8	2-2	2-3	0-0
1947	Harry Stuhldreher	5	3	1	.611	3	2	1	.583	2	3-2	2-1-1	0-0
1948	Harry Stuhldreher	2	7	0	.222	1	5	0	.167	9	2-4	0-3	0-0
1949	Ivy Williamson	5	3	1	.611	3	2	1	.583	4	3-2	2-1-1	0-0
1950	Ivy Williamson	6	3	0	.667	5	2	0	.714	T2	4-0	2-3	0-0
1951	Ivy Williamson	7	1	1	.833	5	1	1	.750	2	4-0-1	3-1	0-0
1952	Ivy Williamson	6	3	1	.650	4	1	1	.750	1	3-1-1	3-1	0-1
1953	Ivy Williamson	6	2	1	.722	4	1	1	.750	3	4-1	2-1-1	0-0
1954	Ivy Williamson	7	2	0	.778	5	2	0	.714	2	5-0	2-2	0-0
1955	Ivy Williamson	4	5	0	.444	3	4	0	.429	6	2-3	2-2	0-0
1956	Milt Bruhn	1	5	3	.277	0	4	3	.214	9	1-2-2	0-3-1	0-0
1957	Milt Bruhn	6	3	0	.667	4	3	0	.571	T4	3-2	3-1	0-0
1958	Milt Bruhn	7	1	1	.833	5	1	1	.786	2	4-1	3-0-1	0-0
1959	Milt Bruhn	7	3	0	.700	5	2	0	.714	1	4-1	3-1	0-1
1960	Milt Bruhn	4	5	0	.444	2	5	0	.286	9	3-2	1-3	0-0
1961	Milt Bruhn	6	3	0	.667	4	3	0	.571	5	3-2	3-1	0-0
1962	Milt Bruhn	8	2	0	.800	6	1	0	.857	1	6-0	2-1	0-1
1963	Milt Bruhn	5	4	0	.556	3	4	0	.429	5	3-2	2-2	0-0
1964	Milt Bruhn	3	6	0	.333	2	5	0	.286	T7	3-2	0-4	0-0
1965	Milt Bruhn	2	7	1	.250	2	5	0	.286	T7	1-3-1	1-4	0-0
1966	Milt Bruhn	3	6	1	.350	2	4	1	.357	7	2-3-1	1-3	0-0
1967	John Coatta	0	9	1	.050	0	6	1	.071	T9	0-4-1	0-5	0-0
1968	John Coatta	0	10	0	.000	0	7	0	.000	10	0-6	0-4	0-0
1969	John Coatta	3	7	0	.300	3	4	0	.429	T5	3-3	0-4	0-0
1970	John Jardine	4	5	1	.450	3	4	0	.429	T5	2-3-1	2-2	0-0
1971	John Jardine	4	6	1	.409	3	5	0	.375	T6	4-2	0-4-1	0-0
1972	John Jardine	4	7	0	.364	2	6	0	.250	9	4-2	0-5	0-0
1973	John Jardine	4	7	0	.364	3	5	0	.375	8	4-3	0-4	0-0
1974	John Jardine	7	4	0	.636	5	3	0	.625	4	3-2	4-2	0-0
1975	John Jardine	4	6	1	.409	3	4	1	.438	6	3-2-1	1-4	0-0
1976	John Jardine	5	6	0	.455	3	5	0	.375	T7	4-2	1-4	0-0
1977	John Jardine	5	6	0	.455	3	6	0	.333	8	3-3	2-3	0-0
1978	Dave McClain	5	4	2	.545	3	4	2	.444	6	4-2-1	1-2-1	0-0
1979	Dave McClain	4	7	0	.364	3	5	0	.375	T7	3-3	1-4	0-0
1980	Dave McClain	4	7	0	.364	3	5	0	.375	T6	2-4	2-3	0-0
1981	Dave McClain	7	5	0	.583	6	3	0	.667	T3	5-2	2-2	0-1
1982	Dave McClain	7	5	0	.583	5	4	0	.556	4	4-3	2-2	1-0
1983	Dave McClain	7	4	0	.636	5	4	0	.556	4	4-3	3-1	0-0
1984	Dave McClain	7	4	1	.625	5	3	1	.611	4	4-1	3-2-1	0-1
1985	Dave McClain	5	6	0	.455	2	6	0	.250	8	3-3	2-3	0-0
1986	Jim Hilles	3	9	0	.250	2	6	0	.250	T8	2-4	1-5	0-0
1987	Don Morton	3	8	0	.273	1	7	0	.125	10	3-4	0-4	0-0
1988	Don Morton	1	10	0	.091	1	7	0	.125	T9	1-5	0-5	0-0
1989	Don Morton	2	9	0	.182	1	7	0	.125	9	2-4	0-5	0-0
1990	Barry Alvarez	1	10	0	.091	0	8	0	.000	10	1-6	0-4	0-0
1991	Barry Alvarez	5	6	0	.455	2	6	0	.250	T8	4-3	1-3	0-0
1992	Barry Alvarez	5	6	0	.455	3	5	0	.375	T6	5-1	0-5	0-0
1993	Barry Alvarez	10	1	1	.875	6	1	1	.813	T1	4-0-1	4-1	2-0
1994	Barry Alvarez	8	3	1	.708	5	2	1	.688	3	4-1-1	3-2	1-0
1995	Barry Alvarez	4	5	2	.455	3	4	1	.438	T7	2-3-1	2-2-1	0-0
1996	Barry Alvarez	8	5	0	.615	3	5	0	.375	7	4-2	3-3	1-0
1997	Barry Alvarez	8	5	0	.615	5	3	0	.625	5	5-1	3-2	0-2
1998	Barry Alvarez	11	1	0	.917	7	1	0	.875	T1	6-0	4-1	1-0
1999	Barry Alvarez	10	2	0	.833	7	1	0	.875	1	5-1	4-1	1-0
2000	Barry Alvarez	9	4	0	.692	4	4	0	.500	T5	4-3	4-1	1-0
2001	Barry Alvarez	5	7	0	.714	3	5	0	.375	T8	3-4	2-3	0-0
2002	Barry Alvarez	8	6	0	.571	2	6	0	.250	T8	5-3	2-3	1-0
2003	Barry Alvarez	7	6	0	.538	4	4	0	.500	T7th	4-3	3-2	0-1

# Offensive Trends

Year	GP	Total Offense		Rushing				Passing				1st	3rd	Pen. Yds.	Scoring			
		Yards	YPG	Att.	Yards	YPG	TD	PC-PA-I	Pct.	Yds	YPG	TD	Dwn.		Dwn.	Fum.	Pts	PPG
2003	13	5,134	394.9	573	2,301	177.0	23	184-332-13	55.4	2,833	217.9	18	269	43.1	23-12	493	355	27.3
2002	14	4,966	354.7	645	2,663	190.2	30	171-322-8	53.1	2,303	164.5	15	280	35.3	20-9	634	372	26.6
2001	12	4,679	389.9	512	2,123	176.9	21	166-329-13	50.5	2,556	213.0	17	234	39.7	8-6	515	313	26.1
2000	13	4,665	358.8	616	2,549	196.1	21	157-282-10	55.7	2,116	162.8	16	246	39.6	21-11	723	328	25.2
1999	12	5,006	417.2	636	3,305	275.4	36	122-219-3	55.7	1,701	141.8	10	261	45.4	14-8	604	409	34.1
1998	12	3,954	329.5	600	2,591	215.9	30	105-200-5	52.5	1,363	113.6	10	199	40.6	13-5	423	382	31.8
1997	13	4,500	346.2	615	2,458	189.1	27	158-288-13	54.9	2,042	157.1	9	242	44.8	27-14	447	291	22.4
1996	13	5,025	386.5	587	3,242	249.4	34	152-260-10	58.3	1,783	137.2	10	256	47.4	19-8	565	377	29.0
1995	11	3,857	350.6	421	1,418	128.9	12	206-332-12	62.0	2,439	221.7	17	207	43.8	18-8	275	235	21.1
1994	12	5,083	423.6	545	2,934	244.5	25	181-306-15	59.2	2,149	179.1	20	262	41.3	22-11	608	357	29.8
1993	12	5,462	455.2	603	3,009	250.8	29	191-283-11	67.5	2,453	204.4	20	298	58.3	18-9	421	354	29.5
1992	11	3,569	324.5	481	1,848	168.0	9	140-284-7	49.3	1,721	156.5	10	204	35.8	21-11	426	212	19.3
1991	11	2,654	241.3	381	1,042	94.7	9	146-287-13	50.9	1,612	146.5	9	144	35.8	24-9	559	172	15.6
1990	11	2,967	269.7	415	1,063	96.6	9	175-311-15	56.3	1,904	173.1	5	177	37.8	22-15	425	133	12.1
1989	11	2,994	272.2	536	2,059	187.2	14	95-215-10	44.2	935	85.0	3	174	33.7	24-14	329	172	15.6
1988	11	2,918	265.3	555	1,646	149.6	7	106-226-14	46.9	1,272	115.6	2	170	27.9	47-24	514	106	9.6
1987	11	3,293	299.4	554	2,227	202.5	18	79-170-8	46.5	1,066	96.9	3	183	38.2	40-23	365	202	18.4
1986	12	3,316	276.3	467	1,728	144.0	11	150-290-20	51.7	1,588	132.3	10	191	35.5	16-12	555	201	16.8
1985	11	3,613	328.5	473	2,084	189.5	14	127-266-19	47.7	1,529	139.0	12	192	32.0	18-8	348	231	21.0
1984	12	4,380	365.0	525	2,253	187.8	13	182-321-14	56.7	2,127	177.3	11	231	37.6	28-15	702	242	20.2
1983	11	4,545	413.2	454	2,164	196.7	28	180-336-19	53.6	2,381	216.5	19	255	52.6	24-7	470	359	32.6
1982	12	4,439	369.9	518	2,403	200.3	22	179-340-14	52.7	2,350	195.8	16	248	43.7	22-9	522	287	23.9
1981	12	4,137	344.8	571	2,462	205.2	17	122-282-16	43.3	1,675	139.6	16	236	38.0	27-15	487	268	22.3
1980	11	3,127	284.3	577	2,167	197.0	12	79-197-11	40.1	960	87.3	4	197	—	26-17	578	138	12.5
1979	11	3,715	337.7	523	2,062	187.5	19	119-226-14	52.7	1,653	150.3	6	212	—	38-18	380	208	18.9
1978	11	3,738	339.8	501	2,038	185.3	13	126-274-17	46.0	1,700	154.5	15	202	—	24-14	544	223	20.3
1977	11	3,258	296.2	540	1,807	164.3	10	106-225-19	47.1	1,451	131.9	5	183	—	26-19	378	133	12.1
1976	11	4,178	379.8	568	2,546	231.5	20	134-266-18	50.4	1,632	148.4	13	240	—	23-13	385	298	27.1
1975	11	3,410	310.0	593	2,460	223.6	20	71-161-16	46.0	950	86.4	1	205	—	31-14	344	174	15.8
1974	11	4,398	399.8	612	3,162	287.5	38	81-148-11	54.7	1,236	112.4	8	243	—	16-9	392	341	31.0
1973	11	3,849	349.9	567	2,626	238.7	20	79-175-6	45.1	1,223	111.2	8	198	—	30-17	544	216	19.6
1972	11	3,492	317.5	591	2,200	200.0	10	77-194-16	39.7	1,292	117.5	9	183	—	43-25	360	152	13.8
1971	11	4,121	374.6	537	2,349	213.5	23	130-258-19	50.4	1,772	161.1	8	224	—	33-17	560	240	21.8
1970	10	2,929	292.9	487	1,477	147.7	14	92-198-5	46.5	1,452	145.2	12	164	—	32-30	383	198	19.8
1969	10	3,377	337.7	532	1,895	189.5	13	124-254-18	48.8	1,482	148.2	10	206	—	37-20	596	196	19.6
1968	10	2,390	239.0	502	1,262	126.2	8	107-265-19	40.4	1,128	112.8	3	154	—	21-11	710	86	8.6
1967	10	2,800	280.0	420	1,142	114.2	10	143-286-16	50.0	1,658	165.8	5	165	—	24-14	534	120	12.0
1966	10	2,421	242.1	426	1,055	105.5	3	108-229-17	47.2	1,366	136.6	6	142	—	39-21	396	87	8.7
1965	10	1,975	197.5	361	581	58.1	5	142-280-25	50.7	1,394	139.4	6	123	—	39-20	396	81	8.1
1964	9	2,298	255.3	370	1,055	117.2	8	104-222-19	46.8	1,243	138.1	5	145	—	26-14	304	98	10.9
1963	9	2,883	320.3	368	1,474	163.8	11	111-231-15	48.1	1,409	156.6	9	159	—	26-21	500	150	16.7
1962	10	3,628	362.8	412	1,765	176.5	28	146-263-12	55.5	1,863	186.3	16	189	—	24-13	593	322	32.2
1961	9	2,749	305.4	352	1,053	117.0	15	117-226-12	51.8	1,696	188.4	13	158	—	18-7	328	179	19.9
1960	9	2,412	268.0	298	886	98.4	9	113-229-17	49.3	1,526	169.6	8	126	—	22-11	275	148	16.4
1959*	10	2,598	259.8	481	1,662	166.2	16	68-147-12	46.3	986	98.6	3	120	—	38-14	342	165	16.5
1958	9	2,827	314.1	483	1,869	207.7	27	69-147-10	46.9	958	106.4	6	141	—	31-13	420	201	22.3
1957	9	3,072	341.3	503	2,437	270.8	33	40-92-11	43.5	635	70.6	4	150	—	36-23	404	234	26.0
1956	9	2,372	263.6	493	1,755	195.0	14	47-117-15	40.2	617	68.6	4	135	—	32-17	507	93	10.3
1955	9	3,010	334.4	427	1,701	189.9	24	84-171-13	49.1	1,309	145.4	11	164	—	26-10	369	172	19.1
1954	9	2,797	310.8	417	1,644	182.7	30	85-168-8	50.6	1,153	128.1	7	144	—	20-11	314	199	22.2
1953	9	2,670	296.7	427	1,790	198.9	—	54-105-10	51.4	880	97.8	6	131	—	27-14	478	179	19.9
1952	10	3,859	385.9	518	2,241	224.1	19	128-237-21	54.0	1,618	161.8	13	149	—	30-12	374	182	22.8
1951	9	3,347	371.9	513	2,135	237.2	17	98-200-16	49.0	1,212	134.7	10	167	—	44-20	686	196	21.8
1950	9	2,173	241.5	358	1,133	125.9	13	91-173-9	56.1	1,040	115.6	7	113	—	20-8	202	127	14.1
1949	9	2,931	325.7	463	1,840	204.4	21	75-173-13	43.3	1,091	121.2	9	131	—	17-13	417	207	23.0
1948	9	2,327	258.6	462	1,805	200.6	—	36-94-14	38.3	522	58.0	—	79	—	30-17	216	98	14.0
1947	9	2,521	280.1	452	1,853	205.9	—	45-109-12	41.3	519	74.2	—	82	—	29-17	325	133	19.0
1946	9	2,278	253.1	404	1,618	179.8	—	35-118-21	29.7	660	73.3	—	—	—	—	140	15.6	

\* — does not include Rose Bowl

# Defensive Trends

Year	GP	Total Offense		Rushing				Passing					1st Dwn.	3rd Dwn.	Fum.	Pen. Yds.	Scoring	
		Yards	YPG	Att.	Yards	YPG	TD	PC-PA-I	Pct.	Yds	YPG	TD					Pts	PPG
2003	13	4,620	355.4	468	1,846	142.0	21	228-423-12	53.9	2,774	213.4	13	237	35.1	18-10	652	306	23.5
2002	14	5,221	372.9	516	2,082	148.7	14	237-432-22	54.9	3,139	224.2	22	252	39.5	22-13	910	322	23.0
2001	12	4,450	370.8	489	2,037	169.8	18	165-328-13	50.3	2,413	201.1	22	224	40.9	20-8	654	346	28.8
2000	13	5,097	392.1	453	1,958	150.6	12	228-456-21	50.0	3,139	241.5	15	259	35.9	19-7	696	265	20.4
1999	12	3,577	298.1	378	1,319	109.9	10	194-386-16	50.3	2,258	188.2	8	198	33.0	20-6	472	154	12.8
1998	12	3,511	292.6	415	1,106	92.2	5	203-373-19	54.4	2,405	200.4	8	192	34.7	21-14	548	143	11.9
1997	13	4,827	371.3	475	2,030	156.2	20	197-322-8	61.2	2,797	215.2	14	220	33.3	25-17	561	306	23.5
1996	13	4,764	366.5	456	1,497	115.2	16	266-443-18	60.0	3,267	251.3	12	263	43.2	21-9	508	243	18.7
1995	11	4,342	394.7	452	1,877	170.6	16	207-343-13	60.3	2,465	224.1	14	228	40.5	16-10	533	253	23.0
1994	12	4,210	350.8	475	1,659	138.3	14	196-363-16	54.0	2,551	212.6	15	221	37.7	16-11	569	238	19.8
1993	12	4,303	358.6	411	1,563	130.3	10	227-373-23	60.9	2,740	228.3	12	229	44.3	18-11	601	195	16.3
1992	11	3,701	336.5	441	1,349	122.6	11	205-359-13	57.1	2,352	213.8	12	205	41.4	15-9	378	199	18.1
1991	11	3,494	317.6	529	2,024	184.0	10	132-258-15	51.2	1,470	133.6	10	214	39.2	24-15	497	194	17.6
1990	11	3,918	356.2	555	2,406	218.7	9	113-208-10	54.3	1,512	137.5	5	201	50.0	19-16	538	285	25.9
1989	11	4,367	397.0	403	2,359	214.5	24	159-277-8	57.4	2,008	182.5	16	234	40.4	29-16	495	341	31.0
1988	11	4,301	391.0	502	2,037	185.2	23	160-287-9	55.7	2,264	205.8	10	200	42.5	30-21	559	314	28.5
1987	11	4,382	398.4	505	2,047	186.1	24	166-300-17	55.3	2,335	212.3	13	226	41.5	27-18	490	299	27.2
1986	12	4,785	398.8	577	2,338	194.8	22	175-310-15	56.5	2,447	203.9	11	247	51.6	32-19	568	266	22.2
1985	11	3,950	359.1	485	1,948	177.1	17	160-294-9	54.4	2,002	182.0	14	209	42.3	25-16	458	263	23.9
1984	12	3,556	296.3	507	1,561	130.1	13	160-323-23	49.5	1,995	166.3	9	203	37.9	20-5	382	206	17.2
1983	11	3,854	350.4	512	2,198	199.8	19	140-290-21	48.3	1,656	150.5	13	221	43.4	15-8	615	242	22.0
1982	12	4,203	350.3	484	1,651	137.5	21	226-377-14	60.0	2,744	228.7	11	240	16.6	18-10	593	252	21.0
1981	12	3,856	321.3	489	1,508	125.7	12	184-250-26	52.6	2,347	195.6	15	202	39.4	23-9	643	220	18.3
1980	11	3,603	327.5	425	1,293	117.5	16	178-324-10	54.9	2,310	210.0	11	189	—	32-16	568	211	19.2
1979	11	4,320	392.7	530	2,381	216.5	23	142-244-9	58.2	1,939	176.3	14	211	—	37-17	561	311	28.3
1978	11	3,852	350.2	556	2,135	194.1	22	138-266-12	51.9	1,717	156.1	10	216	—	26-14	575	277	25.2
1977	11	2,943	267.5	574	1,941	176.5	20	58-149-7	38.9	1,002	91.1	4	159	—	28-17	627	200	18.2
1976	11	3,888	353.5	556	2,291	208.3	21	98-206-11	47.6	1,597	145.2	13	202	—	43-17	447	266	24.2
1975	11	4,207	382.5	656	3,490	317.3	24	51-129-22	39.5	717	65.2	8	230	—	26-12	438	269	24.5
1974	11	3,726	338.8	553	2,421	220.1	22	85-166-14	51.2	1,305	118.6	10	198	—	29-14	397	243	22.1
1973	11	3,944	358.5	597	2,687	244.3	22	87-182-11	47.8	1,257	114.3	11	217	—	31-18	452	237	21.5
1972	11	3,871	351.9	618	2,746	249.6	21	97-205-7	47.3	1,125	102.3	7	205	—	36-25	452	229	20.8
1971	11	4,160	378.2	613	2,646	240.5	24	108-223-10	48.5	1,514	137.6	9	220	—	25-9	619	258	23.5
1970	10	3,479	347.9	540	1,921	192.1	17	114-245-22	46.5	1,558	155.8	8	203	—	32-16	470	195	19.5
1969	10	4,116	411.6	555	2,712	271.2	31	93-188-12	49.5	1,404	140.4	17	217	—	33-21	574	349	34.9
1968	10	4,010	401.0	571	2,590	259.0	36	109-200-10	54.5	1,423	142.3	8	225	—	37-20	549	310	31.0
1967	10	3,404	340.4	559	2,112	211.2	22	79-167-11	47.3	1,292	129.2	9	195	—	28-15	491	224	22.4
1966	10	2,986	298.6	500	1,787	178.7	23	98-197-13	49.7	1,199	119.9	6	172	—	24-13	416	212	21.2
1965	10	3,317	331.7	575	2,297	229.7	31	72-173-16	41.6	1,020	102.0	8	175	—	24-10	537	291	29.1
1964	9	2,922	324.7	427	1,771	196.8	—	78-183-9	42.6	1,151	127.9	7	164	—	16-10	415	229	25.4
1963	9	2,357	261.9	412	1,471	163.4	13	73-170-11	42.9	896	99.6	3	129	—	19-10	412	124	13.8
1962	10	2,690	269.0	404	1,214	121.4	—	107-230-20	46.5	1,476	147.6	11	151	—	21-10	688	130	13.0
1961	9	2,822	313.6	438	1,945	216.1	—	64-149-13	43.0	877	97.4	7	158	—	17-8	575	158	17.6
1960	9	2,578	286.4	432	1,648	183.1	—	70-154-12	45.5	930	103.3	8	156	—	27-11	261	183	20.3
1959*	10	2,665	266.5	362	1,423	142.3	—	92-187-23	49.2	1,242	124.2	8	132	—	42-18	382	149	14.9
1958	9	2,197	244.1	424	1,183	131.4	—	68-159-23	42.8	1,014	112.7	—	138	—	32-13	320	77	8.6
1957	9	2,224	247.1	457	1,529	169.9	—	56-132-13	42.4	695	77.2	—	130	—	39-23	363	122	13.6
1956	9	2,461	273.4	502	1,757	195.2	—	44-117-15	37.6	704	78.2	—	136	—	35-17	213	129	14.3
1955	9	2,610	290.0	405	1,887	209.7	—	62-139-13	44.6	723	80.3	—	131	—	29-10	489	166	18.4
1954	9	2,079	231.0	359	1,045	116.1	—	86-183-18	47.0	1,034	114.9	—	121	—	29-12	485	98	10.9
1953	9	2,203	244.8	390	1,542	171.3	—	52-141-14	36.9	661	73.4	—	110	—	29-14	545	110	12.2
1952	10	243.1	24.3	—	—	116.7	—	—	—	—	126.4	—	130	—	—	388	—	15.0
1951	9	1,393	154.8	345	601	66.8	—	76-195-21	39.0	792	88.0	—	82	—	32-14	416	59	6.6
1950	9	2,447	271.2	444	1,735	192.8	—	62-137-12	45.3	712	79.1	—	128	—	26-15	329	97	10.8
1949	9	2,355	261.7	381	1,162	129.1	—	79-197-23	40.1	1,192	132.4	—	116	—	29-16	274	129	14.3
1948	9	2,473	274.8	398	1,528	169.8	—	63-121-11	52.1	945	105.0	—	117	—	25-13	193	193	21.4
1947	9	2,409	267.7	—	1,290	143.3	—	70-160-10	43.8	1,200	133.3	—	109	—	29-17	294	156	17.3
1946	9	2,364	262.7	—	1,468	163.1	—	56-131	42.7	896	99.6	—	106	—	—	—	—	—

\* — does not include Rose Bowl

# Series Scores vs. 2004 Opponents

## Arizona

UW LEADS: 1-0-0  
At Madison: 1-0-0

Year	Rank	Score
2002*	22-	W 31-10

## Illinois

UW TRAILS: 30-35-7  
At Madison: 16-15-4  
At Champaign: 13-20-3  
Neutral: 1-0

Year	Rank	Score
1895*		T 10-10
1899^		W 23-0
1900*		W 27-0
1906		W 16-6
1907*		L 4-15
1914*		L 9-24
1915		L 3-17
1916*		T 0-0
1917		L 0-7
1918*		L 0-22
1919		W 14-10
1920*		W 14-9
1921		W 20-0
1922*		L 0-3
1923		L 0-10
1931		W 7-6
1932*		W 20-12
1933		L 0-21
1934*		W 7-3
1939		L 0-7
1940*		W 13-6
1943*		L 7-25
1945*		T 7-7
1946	20-	L 21-27
1948*		W 20-16
1949		T 13-13
1950	-15	W 7-6
1951	-8	L 10-14
1952*	8-2	W 20-6
1953*	-3	W 34-7
1954	14-	W 27-14
1955*	-16	L 14-17
1956		T 13-13
1957*	-15	W 24-13
1958	5-	W 31-12
1959*	7-	L 6-9
1960		L 14-35
1961*		W 55-7
1962	4-	W 35-6
1963*	-8	L 7-17
1964		L 0-29
1965*		L 0-51
1966		L 14-49
1969*		W 55-14
1970		W 29-17
1971*		L 27-35
1972		L 7-27
1975*		W 18-9
1976		L 25-31
1977*	19-	W 26-0

1978		T 20-20
1981		L 21-23
1982*		L 28-29
1983*	-19	L 15-27
1984		L 6-22
1985		L 25-38
1986*		W 15-9
1987		L 14-16
1988*		L 6-34
1989	-8	L 9-32
1990*	-5	L 3-21
1991		L 6-22
1992*		L 12-13
1993	14-	W 35-10
1994*		W 19-13
1995*		T 3-3
1996		W 35-15
1997*		W 31-7
1998	9-	W 37-3
2001		L 35-42
2002*		L 20-37
2003		W 38-20

^ -- Milwaukee

## Iowa

UW LEADS: 39-38-2  
At Madison: 25-16-1  
At Iowa City: 14-22-1

Year	Rank	Score
1894*		W 44-0
1906*		W 18-4
1907		W 6-5
1911*		W 12-0
1912		W 28-10
1917*		W 20-0
1924*		L 7-21
1925		W 6-0
1926*		W 20-10
1927*		L 0-16
1928		W 13-0
1929*		L 0-14
1932*		W 34-0
1933		L 7-26
1937*		W 13-6
1938		W 31-13
1939*		L 13-19
1940		L 12-30
1941*		W 23-0
1942	2-	L 0-6
1943		W 7-5
1944*		W 26-7
1945		W 27-7
1946*	15-	L 7-21
1947*	19-	W 46-14
1948		L 13-19
1949*		W 35-13
1950	15-	W 14-0
1951*	8-	W 34-7
1952	12-	W 42-13
1953*		W 10-6
1954	8-	L 7-13
1955*	17-14	W 37-14

1956		L 7-13
1957	13-6	L 7-21
1958*	4-13	L 9-20
1959*	-9	W 25-16
1960	12-2	L 21-28
1961	-4	L 15-47
1962*	10-	W 42-14
1963	2-	W 10-7
1964*		W 31-21
1965*		W 16-13
1966		W 7-0
1967*		T 21-21
1968		L 0-41
1969*		W 23-17
1970		L 14-24
1971		L 16-20
1972*		W 16-14
1973*		W 35-7
1974		W 28-15
1975		L 28-45
1976*		W 38-21
1977*		L 8-24
1978		L 24-38
1979*		L 13-24
1980		L 13-22
1981*		L 7-17
1982		L 14-28
1983*	-15	L 14-34
1984	-17	T 10-10
1985*	-1	L 13-23
1986	-10	L 6-17
1987*		L 10-31
1988		L 6-31
1989*		L 24-31
1990	-25	L 10-30
1991*		L 6-10
1992		L 22-23
1995*		L 20-33
1996		L 0-31
1997*	-12	W 13-10
1998	9-	W 31-0
1999*	9-	W 41-3
2000		W 13-7
2001*		W 34-28
2002	-9	L 3-20
2003*	-17	L 21-27

## Michigan State

UW TRAILS: 19-25  
At Madison: 11-13  
At East Lansing: 7-12  
Neutral: 1-0

Year	Rank	Score
1913*		L 7-12
1918*		W 7-6
1920*		W 27-0
1923*		W 21-0
1925*		W 21-0
1954	5-	W 6-0
1955*	-5	L 0-27
1956	-4	L 0-33
1957*	-6	L 7-21
1958	8-	W 9-7

1961*	-10	L 0-20
1963	8-	L 13-30
1964*		L 6-22
1967		L 7-35
1968*	-19	L 0-39
1971*		W 31-28
1972		L 0-31
1973		L 0-21
1974*	-20	L 21-28
1977*		L 7-9
1978		L 2-55
1979*	-19	W 38-29
1980		W 17-7
1981	14-	L 14-33
1982*		W 24-23
1983*		W 32-0
1984		W 20-10
1985*		L 7-41
1986		L 13-23
1987*	-11	L 9-30
1988		L 0-36
1989*		L 3-31
1990	-24	L 9-14
1991*		L 7-20
1992		L 10-26
1993^	10-	W 41-20
1994	15-	W forfeit
1995*		W 45-14
1996		L 13-30
1999*	16-11	W 40-10
2000		W 17-10
2001*		L 28-42
2002		W 42-24
2003*	-21	W 56-21

^ -- Tokyo, Japan

## Minnesota

UW TRAILS: 46-59-8  
At Madison: 29-22-6  
At Minneapolis: 17-37-2

Year	Rank	Score
1890		L 0-63
1891		L 12-26
1892*		L 4-32
1893		L 0-40
1894*		W 6-0
1895		L 10-14
1896*		W 6-0
1897		W 39-0
1898*		W 29-0
1899		W 19-0
1900		L 5-6
1901*		W 18-0
1902		L 0-11
1903*		L 0-17
1904		L 0-28
1905		W 16-12
1907*		T 17-17
1908		W 5-0
1909*		L 6-34
1910		L 0-28
1911*		T 6-6

1912	W	14-0	1982*	W	24-0	1951	14-13	W	41-0	1930	T	0-0
1913*	L	3-21	1983	W	56-17	1952*	18-	W	24-20	1931*	L	0-6
1914	L	3-14	1984*	L	14-17	1953		W	34-13	1932	T	7-7
1915*	L	3-20	1985	L	18-27	1954*	16-	W	34-13	1933*	L	0-6
1916	L	0-54	1986*	L	20-27	1955		W	41-14	1941	-20	L 34-46
1917*	W	10-7	1987	L	19-22	1956*		L	7-17	1942*	6-1	W 17-7
1918	L	0-6	1988*	W	14-7	1957		W	41-12	1944*	19-8	L 7-20
1919*	L	7-19	1989	L	22-24	1958*	7-4	W	17-13	1945	-4	L 0-12
1920	W	3-0	1990*	L	3-21	1959	9-2	W	24-19	1946*	-14	W 20-7
1921*	W	35-0	1991	W	19-16	1960*		L	0-21	1948		L 32-34
1922	W	14-0	1992*	W	34-6	1961		W	29-10	1949*		L 0-21
1923*	T	0-0	1993	15-	L 21-28	1962*	8-1	W	37-6	1950	15-2	L 14-19
1924*	T	7-7	1994*		L 14-17	1963*		W	17-14	1951*	-9	T 6-6
1925	T	12-12	1995		W 34-27	1964		L	13-17	1952	1-	L 14-23
1926*	L	10-16	1996*		W 45-28	1965		W	21-7	1953*		L 19-20
1927	L	7-13	1997		W 22-21	1966*		T	3-3	1954	2-4	L 14-31
1928*	L	0-6	1998*	8-	W 26-7	1967*		L	13-17	1955*	15-	L 16-26
1929	L	12-13	1999	20-25	W 20-17#	1968		L	10-13	1956	-9	L 0-21
1930*	W	14-0	2000*		W 41-20	1969		L	7-27	1957*	-12	L 13-16
1931	L	0-14	2001		L 31-42	1970*		L	14-24	1958	13-2	T 7-7
1932*	W	20-13	2002*		W 49-31	1971		L	11-24	1959*	12-20	W 12-3
1933	L	0-14	2003	-24	L 34-37	1972*		W	21-14	1960	11-9	L 7-34
1934*	L	3-6				1973*		W	36-34	1961*	-6	L 21-30
1935	L	7-33				1974		W	52-7	1962	5-	L 7-14
1936*	-2	L 0-24				1975*		W	17-14	1963*	2-	L 10-13
1937	-7	L 6-13				1976		W	28-25	1964	-1	L 3-28
1938*	12-	L 0-21				1977*		W	19-7	1965*		L 10-20
1939		L 6-23				1978		W	28-7	1966		L 13-24
1940*	-1	L 13-22				1979*		W	28-3	1967		L 15-17
1941	-1	L 6-41				1980		W	39-19	1968*	-2	L 8-43
1942*	7-	W 20-6				1981*		W	52-0	1969	-1	L 7-62
1943		L 13-25				1982*		W	54-20	1970*	-3	L 7-24
1944*		L 26-28				1983		W	49-0	1971	-12	L 6-31
1945*		W 26-12				1984*		W	31-16	1972*	-4	L 20-28
1946*		L 0-6				1985*		L	14-17	1973*	-1	L 0-24
1947		L 0-21				1986		W	35-27	1974	13-1	L 7-52
1948*	-15	L 0-16				1987*		L	24-27	1975	-1	L 0-56
1949		L 6-14				1988		L	14-35	1976*	-9	L 20-30
1950*		W 14-0				1989*		W	35-31	1977	-3	L 0-42
1951	8-	W 30-6				1990		L	34-44	1978*		L 14-49
1952*	13-	T 21-21				1991*		W	32-14	1979	-6	L 0-59
1953	8-	T 21-21				1992		L	25-27	1980	-10	L 0-21
1954*	17-10	W 27-0				1993*	21-	W	53-14	1981*	-18	W 24-21
1955		L 6-21				1994	24-	W	46-14	1982		W 6-0
1956*	-7	T 13-13				1995	24-11	L	0-35	1983	-16	L 27-45
1957	18-	W 14-6				1996*	-14	L	30-34	1984*	-6	W 16-14
1958*	5-	W 27-12				1997		W	26-25	1985	-3	W 12-7
1959	9-	W 11-7				1998*	14-	W	38-7	1986*	-9	L 17-30
1960*	-4	L 7-26				1999	11-	W	35-19	1987*		W 26-24
1961	-3	W 23-21				2000*	7-	L 44-47##		1988		L 12-34
1962*	3-5	W 14-9				2003	20-	L 7-16		1989	-22	L 22-42
1963		L 0-14								1990*	-18	L 10-35
1964*		W 14-7								1991	-14	L 16-31
1965		L 7-42								1992*	-12	W 20-16
1966*		W 7-6								1993*	15-3	T 14-14
1967		L 14-21								1994		L 3-24
1968*		L 15-23								1995*	21-4	L 16-27
1969		L 10-35								1996	-2	L 14-17
1970*		W 39-14								1999	-12	W 42-17
1971		L 21-23								2000*	24-8	L 7-23
1972*		L 6-14								2001	-21	W 20-17
1973		L 17-19								2002*	-4	L 14-19
1974*		W 49-14								2003*	23-3	W 17-10
1975		L 3-24										
1976*		W 26-17										
1977		L 7-13										
1978*		W 48-10										
1979		W 42-37										
1980*		W 25-7										
1981		W 26-21										

### Northwestern

UW LEADS: 53-31-5

At Madison: 22-14-2

At Evanston: 28-16-1

At Chicago: 0-0-1

At Milwaukee: 3-1-1

Year	Rank	Score
1890^		L 10-22
1891^		T 0-0
1891^		W 40-0
1892		W 26-6
1892^		W 20-6
1895^		W 12-6
1896		T 6-6
1897		W 22-0
1898		W 47-0
1899*		W 38-0
1902*		W 51-0
1903+		T 6-6
1909		W 21-11
1910*		T 0-0
1911		W 28-3
1912*		W 56-0
1919		W 10-6
1920*		W 27-7
1921		W 27-0
1929*		L 0-7
1930		L 7-20
1934		L 0-7
1935		L 13-32
1936	-1	L 18-26
1937*		L 6-14
1938	-7	W 20-13
1939		L 7-13
1940*	-4	L 7-27
1941		L 14-41
1942	7-	W 20-19
1943*	-12	L 0-41
1944		W 7-6
1945*		L 14-28
1946		L 0-28
1947		W 29-0
1948*	-10	L 7-16
1949		W 14-6
1950*	-9	W 14-13

### Ohio State

UW TRAILS: 16-50-5

At Madison: 10-23-2

At Columbus: 6-27-3

Year	Rank	Score
1913*		W 12-0
1914		W 7-6
1915*		W 21-0
1916		L 13-14
1917*		L 3-16
1918		W 14-3
1919*		L 0-3
1920		L 7-13

**Penn State**

UW LEADS: 6-3

At Madison: 3-2

At State College: 3-1

Year	Rank	Score
1953*		W 20-0
1970*	-16	W 29-16
1995	-6	W 17-9
1996*	-3	L 20-23
1997	-24	L 10-35
1998*	13-14	W 24-3
2001		W 18-6
2002*	19-20	L 31-34
2003		W 30-23

**Purdue**

UW LEADS: 36-29-8

At Madison: 21-12-5

At West Lafayette: 15-17-3

Year	Rank	Score
1892		L 4-32
1893*		W 36-30
1894		L forfeit
1906*		W 29-5
1907		W 12-6
1912*		W 41-0
1913		T 7-7
1914*		W 14-7
1915		W 28-3
1925*		W 7-0
1926		T 0-0
1927*		W 12-6
1928		T 19-19
1929*		L 0-13
1930		L 6-7
1931*		W 21-14
1932		L 6-7
1933*		L 0-14
1934		L 0-14
1935*		W 8-0
1936		L 14-35
1937*		T 7-7
1938		L 7-13
1939*		T 7-7
1940		W 14-13
1941*		W 13-0
1942	7-	W 13-0
1943*	-4	L 0-32
1944		L 0-35
1945*		L 7-13
1946	18-	W 24-20
1947*		W 32-14
1950*	20-	W 33-7
1951		W 31-7
1953		W 28-19

1954*	2-5	W 20-6
1955	9-17	W 9-0
1956*	-17	T 6-6
1957	16-	W 23-14
1958*	6-13	W 31-6
1959	9-7	L 0-21
1960*	-7	W 24-13
1963*	5-	W 38-20
1964		L 7-28
1965		L 7-45
1966*		L 0-23
1971*		W 14-10
1972		L 6-27
1973*		L 13-14
1974		W 28-14
1975		W 17-14
1976*		L 16-18
1977*		L 0-22
1978*		T 24-24
1979	-6	L 20-41
1980*	-20	L 6-12
1981*		W 20-14
1982		W 35-31
1983		W 42-38
1984*		W 30-13
1987		L 14-49
1988*		L 6-9
1991		L 7-28
1992*		W 19-16
1993	16-	W 42-28
1994*	23-	T 27-27
1995		L 27-38
1996*		W 33-25
1997	24-	L 20-45
1998*	12-	W 31-24
1999	10-17	W 28-21
2000*	-17	L 24-30#
2003*	14-13	L 23-26

**UNLV**

UW LEADS: 4-2-0

At Madison: 2-1


At Las Vegas: 2-1

Year	Rank	Score
1985*		W 26-23
1986		L 7-17
1996		W 52-17
1998*	14-	W 52-7
2002		W 27-7
2003*	14-	L 5-23

\* -- indicates home game

# -- indicates overtime(s)

Rank -- indicates school's

Associated Press national ranking  
that week

# Badgers vs. Golden Gophers

There is more at stake than just a win or loss on the team record when Wisconsin and Minnesota face each other on the gridiron. The most-played rivalry in NCAA Division I-A football (113 meetings, including every year consecutively since 1907) is also a battle for possession of Paul Bunyan's Axe. The winner of the game each fall gets to keep the Axe on its campus.

"The records can be thrown away when these two rivals meet on the football field," said Coach Barry Alvarez. "It didn't take very long for me to understand the importance of the game and the history associated with it."

Probably not many people in attendance realized the history they were watching on Nov. 15, 1890. That was the first time that bordering state universities from Wisconsin and Minnesota met on the gridiron in Minneapolis.

The game was just the Badgers' fourth gridiron battle ever. The Golden Gophers won the inaugural battle 63-0, but the start of one of college football's hottest rivalries was born.

The schools met for 15 consecutive years after that (the Badgers won seven and the Golden Gophers won eight) before the series took a one-year hiatus in 1906.

The resumption of the series was a 7-7 tie in 1907 and the schools have met every year since. It is the longest-running rivalry in Division I-A football.

Madison and Minneapolis have alternated hosting the historic matchup since the beginning of the modern era in 1946.

Much prestige has always been associated with the game, but another factor was added in 1948. After Minnesota won

a hard-fought 16-0 decision in 1948, the Wisconsin letterwinner's group (the National W Club) presented Minnesota with an axe wielded by legendary lumberjack Paul Bunyan.


Each year since, the winner of the annual battle between the Big Ten rivals is presented with the Axe, complete with final scores painted on its handle, for display on its campus.

The Badgers have taken seven of the last nine games from their border rivals. Wisconsin also won six straight in the series between 1978-83.

In the all-time series, Minnesota holds a 59-46-8 advantage. Wisconsin has a 28-22-6 mark in Madison and the Gophers have registered a 37-17-2 mark in Minneapolis.

There have been many notable contests between Wisconsin and Minnesota. Consider these:

- In 1961, Wisconsin intercepted three Gopher passes and upset No. 3-ranked Minnesota 23-21. The loss was Minnesota's only conference defeat of the season and cost it a share of the Big Ten title.
- No. 3 Wisconsin met fifth-ranked Minnesota in 1962 at Camp Randall Stadium. The Badgers, playing for a league title and Rose Bowl berth, won a 14-9 decision. Ralph Kurek scored the winning TD with just 1:37 left.
- Fifth-ranked Wisconsin dropped a 28-21 verdict at the Metrodome in 1993, costing the Badgers an undefeated season.



Wisconsin will look to win back Paul Bunyan's Axe this season.

"The loss to Minnesota in '93 might have cost us a national championship," said Alvarez. Wisconsin got a school-record 423 passing yards from Darrell Bevell, but UW had six turnovers.

• With Alvarez watching from a hospital bed after knee surgery, the 1999 Badgers escaped with a 20-17 win. Kicker Vitaly Pisetsky ended the first overtime game in school history with a 31-yard field goal.

"There are a lot of folks who have personal attachments to this matchup," Alvarez said. "The game is a critical one each season for our players and supporters."

## NCAA Division I-A Most-Played Rivalries

Wisconsin vs. Minnesota (113)  
Missouri vs. Kansas (112)  
Nebraska vs. Kansas (110)  
Texas vs. Texas A&M (110)  
Miami, Ohio vs. Cincinnati (108)  
North Carolina vs. Virginia (108)

## SLAB OF BACON TROPHY

The Slab of Bacon Trophy was the precursor to Paul Bunyan's Axe as the prize for the winning team in the Wisconsin-Minnesota football series.

Apparently the trophy was given to the winning school by a sorority from the losing institution. The trophy was discontinued in the 1940s and was eventually discovered in a storage room at Camp Randall Stadium by an intern from the UW Men's Sports Information Office during a cleanup project.

The Slab of Bacon trophy is currently housed in the football offices at the UW. "We took home the bacon," Coach Barry Alvarez said in 1992, "and kept it."

# Badgers on Live TV

Year	Opponent	Network	Result
1951	Illinois	NBC	L 10-14
	Northwestern	---	W 41-0
1952	USC	NBC	L 0-7
1954	Rice	ABC	W 13-7
1955	Purdue	---	W 9-0
	Illinois	CBS	L 14-17
1958	Iowa	---	L 6-9
	Michigan State	---	W 9-7
1959	Illinois	NBC	L 6-9
	Minnesota	---	W 11-7
	Washington	---	L 8-44
1960	Iowa	---	L 21-28
	Minnesota	---	L 7-26
1961	Ohio State	---	L 21-30
	Illinois	ABC	W 55-7
1962	Ohio State	---	L 7-14
	Northwestern	---	W 37-6
	USC	NBC	L 35-42
1963	Northwestern	CBS	W 17-14
1964	Kansas State	NBC	W 17-7
1966	Northwestern	ABC	T 3-3
1967	Ohio State	ABC	L 15-17
1968	Indiana	ABC	L 20-21
	Michigan	ABC	L 9-34
1971	Ohio State	ABC	L 6-31
1974	Nebraska	ABC	W 21-20
	Missouri	ABC	W 59-20
1981	Purdue	ABC	W 20-14
	Iowa	ABC	L 7-17
	Tennessee	---	L 21-28
1982	Illinois	CBS	L 28-29
	Kansas State	---	W 14-3
1984	Missouri	CBS	W 35-34
	Illinois	SV	L 6-22
	Ohio State	CBS	W 16-14
	Iowa	CBS	T 10-10
	Kentucky	T	L 19-20
1986	Michigan	T	L 17-34
	Ohio State	CBS	L 17-30
1989	Miami, Fla.	ABC	L 3-51
1990	California	ESPN	L 12-28
1992	Ohio State	ESPN	W 20-16
	Indiana	ESPN	L 3-10
	Michigan State	ABC	L 10-26
1993	Indiana	ESPN	W 27-15
	Purdue	ESPN	W 42-28
	Michigan	ESPN	W 13-10
	Ohio State	ABC	T 14-14
	Illinois	ABC	W 35-10
	Michigan State	ESPN	W 41-20
	UCLA	ABC	W 21-16
1994	Colorado	ESPN	L 17-55
	Indiana	ESPN	W 62-13
	Michigan State	ESPN	W forfeit
	Michigan	ESPN	W 31-19
	Ohio State	ABC	L 3-24
	Illinois	ABC	W 19-13
	Duke	ESPN	W 34-20
1995	Colorado	ABC	L 7-43
	Stanford	Prime	T 24-24
	Penn State	ESPN	W 17-9
	Ohio State	ABC	L 16-27
	Northwestern	ESPN2	L 0-35

	Michigan State	Creative	W 45-14
	Purdue	Creative	L 27-38
	Minnesota	ESPN2	W 34-27
	Iowa	ESPN2	L 20-33
	Illinois	Creative	T 3-3
1996	E. Michigan	ESPN2	W 24-3
	Stanford	ESPN2	W 14-0
	Penn State	ABC	L 20-23
	Ohio State	ABC	L 14-17
	Northwestern	ESPN	L 30-34
	Michigan State	ESPN2	L 13-30
	Purdue	ESPN	W 33-25
	Minnesota	Creative	W 45-28
	Iowa	ESPN	L 0-31
	Utah	ESPN	W 38-10

## TV RECORDS

Following are all-time records for Wisconsin's head coaches in televised games.

Coach	W-L-T	Pct.
John Jardine	2-1-0	.667
Barry Alvarez	70-44-3	.611
Ivy Williamson	3-3-0	.500
Dave McClain	4-5-1	.450
Milt Bruhn	6-8-1	.433
John Coatta	0-3-0	.000
Jim Hilles	0-2-0	.000
Don Morton	0-1-0	.000
Totals	75-55-5	.574

Alvarez's record by network: 25-14 on ESPN, 11-18-1 on ABC, 15-7 on ESPN2, 2-1-1 on Creative, 12-3 on ESPN-Regional, 1-1 on Fox, 2-0 on Midwest Sports Channel, 1-0 on CBS and 0-0-1 on Prime.

1997	Syracuse	ABC	L 0-34
	Indiana	ESPN-R	W 27-26
	Northwestern	ESPN	W 26-25
	Illinois	ESPN-R	W 31-7
	Minnesota	ESPN2	W 22-21
	Iowa	ESPN	W 13-10
	Michigan	ABC	L 16-26
	Penn State	ABC	L 10-35
	Georgia	ESPN	L 6-33
1998	San Diego State	ESPN-R	W 26-14
	Ohio	ESPN-R	W 45-0
	Northwestern	ESPN	W 38-7
	Indiana	ESPN2	W 24-20
	Purdue	ESPN2	W 31-24
	Illinois	ESPN2	W 37-3
	Iowa	ABC	W 31-0
	Minnesota	ESPN	W 26-7
	Michigan	ESPN	L 10-27
	Penn State	ESPN	W 24-3
	UCLA	ABC	W 38-31
1999	Murray State	MSC	W 49-10
	Ball State	State-wide	W 50-10
	Cincinnati	Fox	L 12-17
	Michigan	ABC	L 16-21

	Ohio State	ABC	W 42-17
	Minnesota	ESPN2	W 20-17*
	Indiana	ESPN	W 59-0
	Michigan State	ESPN2	W 40-10
	Northwestern	ESPN-R	W 35-19
	Purdue	ABC	W 28-21
	Iowa	ABC	W 41-3
	Stanford	ABC	W 17-9
2000	W. Michigan	MSC	W 19-7
	Oregon	ABC	W 27-23
	Northwestern	ESPN-R	L 44-47**
	Michigan	ABC	L 10-13
	Ohio State	ABC	L 7-23
	Michigan State	ESPN-R	W 17-10
	Purdue	ESPN	L 24-30*
	Iowa	ESPN-R	W 13-7
	Minnesota	ESPN2	W 41-20
	Indiana	ESPN-R	W 43-22
	UCLA	CBS	W 21-20
2001	Virginia	Fox	W 26-17
	Oregon	ABC	L 28-31
	Fresno State	ESPN	L 20-32
	Penn State	ABC	W 18-6
	Ohio State	ABC	W 20-17
	Illinois	ESPN	L 35-42
	Michigan State	ESPN-R	L 28-42
	Iowa	ESPN-R	W 34-28
	Michigan	ABC	L 17-20
	Minnesota	ESPN2	L 31-42
2002	Fresno State	ESPN	W 23-21
	UNLV	ESPN2	W 27-7
	West Virginia	ESPN-R	W 34-17
	N. Illinois	ESPN-R	W 24-21
	Arizona	ESPN2	W 31-10
	Penn State	ABC	L 31-34
	Indiana	ESPN-R	L 29-32
	Ohio State	ABC	L 14-19
	Michigan State	ESPN2	W 42-24
	Iowa	ESPN	L 3-20
	Illinois	ESPN-R	L 20-37
	Michigan	ESPN2	L 14-21
	Minnesota	ESPN	W 49-31
	Colorado	ESPN	W 31-28*
2003	West Virginia	ESPN	W 24-17
	UNLV	ESPN2	L 5-23
	North Carolina	ESPN	W 38-27
	Illinois	ESPN2	W 38-20
	Penn State	ESPN-R	W 30-23
	Ohio State	ESPN	W 17-10
	Purdue	ESPN	L 23-26
	Northwestern	ESPN2	L 7-16
	Minnesota	ESPN	L 34-37
	Michigan State	ESPN2	W 56-21
	Iowa	ABC	L 21-27
	Auburn	ESPN	L 14-28

ESPN-R -- ESPN Regional; SV -- Sports View; T -- Turner; MSC -- Midwest Sports Channel

\* -- overtime(s)

# UW in the Polls

## WE'RE NUMBER 1

The Badgers have been ranked as the nation's No. 1 squad just once in their history. That was on Oct. 7, 1952, after a 20-6 win over Illinois. The Badgers lost the next week to Ohio State but went on to a 6-3-1 record and a Rose Bowl berth.

### Associated Press

#### 1937

Date	Record	Rank
Oct. 18	4-0	16th

#### 1938

Date	Record	Rank
Nov. 7	4-2	15th
Nov. 14	5-2	12th

#### 1942

Date	Record	Rank
Oct. 12	3-0-1	7th
Oct. 19	4-0-1	7th
Oct. 26	5-0-1	6th
Nov. 2	6-0-1	2nd
Nov. 9	6-1-1	7th
Nov. 16	7-1-1	7th
Nov. 23	8-1-1	4th
Nov. 30	8-1-1	3rd

#### 1944

Date	Record	Rank
Oct. 9	2-0	19th

#### 1946

Date	Record	Rank
Oct. 14	3-1	20th
Oct. 28	3-2	18th
Nov. 4	4-2	15th

#### 1947

Date	Record	Rank
Nov. 3	4-1-1	19th
Nov. 10	5-1-1	9th

#### 1950

Date	Record	Rank
Oct. 9	2-0	15th
Oct. 16	4-0	16th
Oct. 30	4-1	20th
Nov. 6	5-1	15th
Nov. 13	5-2	15th

#### 1951

Date	Record	Rank
Pre	0-0	15th
Oct. 22	2-1-1	14th
Oct. 29	3-1-1	10th
Nov. 5	4-1-1	9th
Nov. 12	5-1-1	8th
Nov. 19	6-1-1	8th
Nov. 26	7-1-1	7th
Dec. 3	7-1-1	8th

#### 1952

Date	Record	Rank
Pre	0-0	7th
Sept. 29	1-0	8th
Oct. 6	2-0	1st
Oct. 13	2-1	12th
Oct. 20	3-1	10th
Oct. 27	3-2	18th
Nov. 3	4-2	18th
Nov. 10	5-2	15th
Nov. 17	6-2	13th
Nov. 24	6-2-1	12th
Dec. 1	6-3-1	11th

#### 1953

Date	Record	Rank
Sept. 28	1-0	16th
Nov. 16	6-2	8th
Nov. 23	6-2-1	12th
Nov. 30	6-2-1	15th

#### 1954

Date	Record	Rank
Pre	0-0	9th
Sept. 20	0-0	10th
Sept. 27	1-0	5th
Oct. 4	2-0	3rd
Oct. 11	3-0	2nd
Oct. 18	4-0	2nd
Oct. 25	4-1	8th
Nov. 1	4-2	16th
Nov. 8	5-2	14th
Nov. 15	6-2	17th
Nov. 22	7-2	8th
Nov. 29	7-2	9th

#### 1955

Date	Record	Rank
Pre	0-0	14th
Sept. 26	1-0	17th
Oct. 3	2-0	9th
Oct. 10	3-0	6th
Oct. 17	3-1	15th

#### 1957

Date	Record	Rank
Oct. 7	2-0	16th
Oct. 14	3-0	13th
Nov. 18	5-3	18th
Nov. 25	6-3	14th
Dec. 2	6-3	19th

#### 1958

Date	Record	Rank
Pre	0-0	14th

Sept. 22	0-0	14th
Sept. 29	1-0	9th
Oct. 6	2-0	6th
Oct. 13	3-0	4th
Oct. 20	3-1	13th
Oct. 27	3-1-1	8th
Nov. 3	4-1-1	7th
Nov. 10	5-1-1	5th
Nov. 17	6-1-1	5th
Nov. 24	7-1-1	6th
Dec. 1	7-1-1	7th

#### 1959

Date	Record	Rank
Pre	0-0	6th
Sept. 21	0-0	8th
Sept. 28	1-0	12th
Oct. 5	2-0	9th
Oct. 19	3-1	12th
Oct. 26	4-1	10th
Nov. 2	5-1	9th
Nov. 9	6-1	7th
Nov. 16	6-2	9th
Nov. 23	7-2	5th
Nov. 30	7-2	6th
Dec. 7	7-2	6th

#### 1960

Date	Record	Rank
Oct. 10	3-0	12th
Oct. 17	3-1	11th

#### 1961

Date	Record	Rank
Nov. 27	6-3	13th

#### 1962

Date	Record	Rank
Oct. 8	2-0	13th
Oct. 15	3-0	10th
Oct. 22	4-0	5th
Oct. 29	4-1	11th
Nov. 5	5-1	8th
Nov. 12	6-1	4th
Nov. 19	7-1	3rd
Nov. 26	8-1	2nd
Dec. 3	8-1	2nd

#### 1963

Date	Record	Rank
Pre	0-0	7th
Sept. 23	1-0	6th
Sept. 30	2-0	4th
Oct. 7	2-0	5th
Oct. 14	3-0	2nd
Oct. 21	4-0	2nd
Oct. 28	4-1	8th

#### 1974

Date	Record	Rank
Sept. 23	2-0	11th
Oct. 7	3-1	13th
Oct. 17	3-2	13th
Nov. 25	7-4	19th
Dec. 2	7-4	20th

#### 1977

Date	Record	Rank
Oct. 3	4-0	19th
Oct. 10	5-0	14th

#### 1981

Date	Record	Rank
Sept. 14	1-0	20th
Oct. 12	3-1	14th

#### 1984

Date	Record	Rank
Dec. 5	7-3-1	20th

#### 1993

Date	Record	Rank
Sept. 13	2-0	24th
Sept. 20	3-0	23rd
Sept. 27	4-0	22nd
Oct. 4	4-0	21st
Oct. 11	5-0	16th
Oct. 18	6-0	15th
Oct. 25	6-1	21st
Nov. 1	7-1	15th
Nov. 8	7-1-1	14th
Nov. 15	8-1-1	12th
Nov. 22	8-1-1	10th

## VS. TOP 25

Here is UW's all-time record vs. teams ranked in the A.P. polls:

UW	W-L-T
vs. #1	3-14-0
vs. #2	2-12-1
vs. #3	4-7-1
vs. #4	2-15-0
vs. #5	2-9-0
vs. #6	3-8-0
vs. #7	2-5-1
vs. #8	0-8-0
vs. #9	2-10-1
vs. #10	2-8-0
vs. #11	2-4-0
vs. #12	4-7-0
vs. #13	3-3-0
vs. #14	4-4-0
vs. #15	3-3-1
vs. #16	1-6-0
vs. #17	2-4-2
vs. #18	2-3-0
vs. #19	1-5-0
vs. #20	1-7-0
vs. #21	3-0-0
vs. #22	1-1-0
vs. #23	0-0-0
vs. #24	1-2-0
vs. #25	2-1-0

Nov. 29	8-1-1	10th
Dec. 6	9-1-1	9th
Jan. 3	10-1-1	6th

**1994**

Date	Record	Rank
Pre	0-0	10th
Sept. 4	0-0	10th
Sept. 11	1-0	10th
Sept. 18	1-1	16th
Sept. 25	2-1	15th
Oct. 2	2-2	24th
Oct. 9	3-2	23rd

**1995**

Date	Record	Rank
Pre	0-0	21st
Oct. 1	2-1-1	22nd
Oct. 8	2-1-1	21st
Oct. 15	2-2-1	24th

**1997**

Date	Record	Rank
Pre	0-0	24th
Aug. 25	0-1	24th
Oct. 13	6-1	24th
Nov. 9	8-2	23rd
Nov. 16	8-3	24th

**1998**

Date	Record	Rank
Pre	0-0	20th
Sept. 6	1-0	17th
Sept. 13	2-0	14th
Sept. 20	3-0	14th
Sept. 27	4-0	13th
Oct. 4	5-0	12th
Oct. 11	6-0	9th
Oct. 18	7-0	9th
Oct. 25	8-0	9th
Nov. 1	8-0	8th
Nov. 8	9-0	8th
Nov. 15	9-1	13th
Nov. 22	10-1	10th
Nov. 29	10-1	8th
Dec. 6	10-1	9th
Jan. 4	11-1	6th

**1999**

Date	Record	Rank
Pre	0-0	10th
Aug. 30	0-0	9th
Sept. 5	1-0	9th
Sept. 12	2-0	9th
Sept. 19	2-1	20th
Oct. 3	3-2	20th
Oct. 10	4-2	17th
Oct. 17	5-2	17th
Oct. 24	6-2	11th
Oct. 31	7-2	10th
Nov. 7	8-2	9th
Nov. 14	9-2	5th
Nov. 21	9-2	4th
Dec. 5	9-2	4th
Jan. 4	10-2	4th

**2000**

Date	Record	Rank
Pre	0-0	4th
Sept. 3	1-0	5th
Sept. 10	2-0	4th
Sept. 17	3-0	7th
Sept. 24	3-1	14th
Oct. 1	3-2	24th
Jan. 4	9-4	23rd

**2001**

Date	Record	Rank
Pre	0-0	22nd
Aug. 27	1-0	22nd
Sept. 2	1-1	23rd

**2002**

Date	Record	Rank
Pre	0-0	25th
Sept. 2	2-0	25th
Sept. 9	3-0	22nd
Sept. 16	4-0	22nd
Sept. 23	5-0	21st
Sept. 30	5-0	19th
Oct. 7	5-1	23rd

**2003**

Date	Record	Rank
Pre	0-0	21st
Aug. 31	1-0	18th
Sept. 7	2-0	14th
Oct. 5	5-1	22nd
Oct. 12	6-1	14th
Oct. 19	6-2	20th

**ESPN / USA Today****1993**

Date	Record	Rank
Sept. 13	2-0	25th
Sept. 20	3-0	22nd
Sept. 27	4-0	20th
Oct. 4	4-0	19th
Oct. 11	5-0	16th
Oct. 18	6-0	12th
Oct. 25	6-1	20th
Nov. 1	7-1	14th
Nov. 8	7-1-1	13th
Nov. 15	8-1-1	11th
Nov. 22	8-1-1	8th
Nov. 29	8-1-1	7th
Dec. 6	9-1-1	7th
Jan. 3	10-1-1	5th

**1994**

Date	Record	Rank
Pre	0-0	11th
Sept. 4	0-0	11th
Sept. 11	1-0	10th
Sept. 18	1-1	15th
Sept. 25	2-1	14th
Oct. 2	2-2	22nd
Oct. 9	3-2	20th

**■ UW IN THE FINAL POLLS**

Year	Record	AP	UPI	ESPN/USA Today	BCS
1942	8-1-1	3rd	—	—	—
1950	6-3-0	—	T20th	—	—
1951	7-1-1	8th	8th	—	—
1952	6-3-1	11th	10th	—	—
1953	6-2-1	15th	14th	—	—
1954	7-2-0	9th	10th	—	—
1957	6-3-0	19th	T14th	—	—
1958	7-1-1	7th	6th	—	—
1959	7-3-0	6th	6th	—	—
1961	6-3-0	—	18th	—	—
1962	8-2-0	2nd	2nd	—	—
1993	10-1-1	6th	—	5th	—
1998	11-1-0	6th	—	5th	—
1999	10-2-0	4th	—	4th	7th
2000	9-4-0	23rd	—	24th	—

**1995**

Date	Record	Rank
Pre	0-0	22nd
Oct. 8	2-1-1	25th

**1997**

Date	Record	Rank
Pre	0-0	24th
Oct. 13	6-1	24th
Nov. 9	8-2	24th
Nov. 16	8-3	24th

**1998**

Date	Record	Rank
Pre	0-0	20th
Sept. 6	1-0	17th
Sept. 13	2-0	14th
Sept. 20	3-0	14th
Sept. 27	4-0	13th
Oct. 4	5-0	10th
Oct. 11	6-0	9th
Oct. 18	7-0	8th
Oct. 25	8-0	8th
Nov. 1	8-0	7th
Nov. 8	9-0	6th
Nov. 15	9-1	12th
Nov. 22	10-1	9th
Nov. 29	10-1	8th
Dec. 6	10-1	8th
Jan. 4	11-1	6th

**1999**

Date	Record	Rank
Pre	0-0	10th
Sept. 5	1-0	8th
Sept. 12	2-0	8th
Sept. 19	2-1	17th
Oct. 3	3-2	20th
Oct. 10	4-2	18th
Oct. 17	5-2	16th
Oct. 24	6-2	11th
Oct. 31	7-2	10th

Nov. 7	8-2	9th
Nov. 14	9-2	5th
Nov. 21	9-2	4th
Dec. 5	9-2	4th
Jan. 4	10-2	4th

**2000**

Date	Record	Rank
Pre	0-0	5th
Sept. 3	1-0	6th
Sept. 10	2-0	5th
Sept. 17	3-0	6th
Sept. 24	3-1	17th
Oct. 1	3-2	22nd
Jan. 4	9-4	24th

**2001**

Date	Record	Rank
Pre	0-0	23rd
Aug. 27	1-0	23rd
Sept. 2	1-1	23rd

**2002**

Date	Record	Rank
Pre	0-0	23rd
Aug. 26	1-0	25th
Sept. 2	2-0	21st
Sept. 9	3-0	18th
Sept. 16	4-0	17th
Sept. 23	5-0	16th
Sept. 30	5-0	15th
Oct. 7	5-1	22nd

**2003**

Date	Record	Rank
Pre	0-0	20th
Aug. 24	0-0	20th
Aug. 31	1-0	17th
Sept. 7	2-0	15th
Oct. 5	5-1	22nd
Oct. 12	6-1	12th
Oct. 19	6-2	17th

# Comeback Wins

## Wisconsin's Fourth-quarter Comebacks In The Modern Era (since 1946)

Year	Opponent	Trailed	Winning Play	Time	Final
2003	at West Virginia	10-17	Anthony Davis 1 run	2:57	24-17
2002	Colorado	21-28	Mike Allen 37 FG	OT	31-28
2002	Minnesota	28-31	Brooks Bollinger 1 run	10:21	49-31
2002	Northern Illinois	17-21	Brooks Bollinger 2 run	01:21	24-21
2002	Fresno State	20-21	Mike Allen 34 FG	02:05	23-21
2001	Ohio State	14-17	Mark Neuser 33 FG	02:10	20-17
2000	UCLA	14-20	Vitaly Pisetsky extra point kick (after Michael Bennett 6 run)	08:55	21-20
2000	Cincinnati	13-19	Eddie Faulkner 16 run	OT	28-25
2000	Oregon	20-23	Brooks Bollinger 1 run	05:25	27-23
1999	at Minnesota	14-17	Vitaly Pisetsky 31 FG	OT	20-17
1998	San Diego State	13-14	Mike Samuel 47 run	11:56	26-14
1998	at Indiana	17-20	Ron Dayne 4 run	10:53	24-20
1997	at Minnesota	13-21	Ron Dayne 1 run	07:40	22-21
1997	at Northwestern	23-25	Matt Davenport 48 FG	00:06	26-25
1997	Indiana	24-26	Matt Davenport 43 FG	00:06	27-26
1997	Boise State	21-24	Mike Samuel 12 run	00:49	28-24
1993	at SMU	10-16	J.C. Dawkins 25 pass from Darrell Bevell	06:28	24-16
1992	Northern Illinois	3-17	Brent Moss 11 run	02:09	18-17
1992	Purdue	9-16	Rich Thompson 49 FG	00:38	19-16
1987	Ohio State	23-24	Todd Gregoire 41 FG	10:49	26-24
1985	UNLV	20-23	Todd Gregoire 20 FG	03:38	26-23
1984	at Missouri	7-28	Marck Harrison 21 run	05:18	35-34
1983	at Purdue	28-31	Randy Wright 8 run	06:43	35-31
1982	at Purdue	23-31	Jim Melka 32 punt blocked return	00:30	35-31
1981	Purdue	0-7	Dave Mohapp 5 run	10:40	20-14
1981	at Minnesota	20-21	Michael Jones 7 pass from Randy Wright	01:05	26-21
1978	Oregon	7-19	Kevin Cohee 4 run	01:32	22-19
1976	at Northwestern	21-25	Larry Canada 1 run	00:12	28-25
1975	at Purdue	6-14	Vince Lamia 40 FG	00:05	17-14
1974	Nebraska	7-17	Jeff Mack 77 pass from Gregg Bohlig	03:29	21-20
1973	Northwestern	29-34	Rodney Rhodes 5 pass from Gregg Bohlig	00:33	36-34
1972	Northwestern	7-14	Jeff Mack 51 pass from Rudy Steiner	09:18	21-14
1971	Purdue	7-10	Alan Thompson 3 run	00:09	14-10
1970	at Illinois	14-17	Al Hannah 5 pass from Neil Graff	10:20	29-17
1969	Iowa	0-17	Randall Marks 17 pass from Neil Graff	02:08	23-17
1966	Minnesota	0-6	Tom Schinke extra point kick (after Tom McCauley 3 pass from John Ryan)	13:02	7-6
1965	Iowa	7-13	Louis Jung 42 pass from Charles Burt	03:42	16-13
1963	at Notre Dame	7-9	Ralph Kurek 1 run	01:07	14-9
1962	Minnesota	7-9	Ralph Kurek 2 run	01:37	14-9
1960	Michigan	6-13	Jim Bakken 19 FG	01:58	16-13
1959	at Minnesota	3-7	Dale Hackbart 1 run	06:19	11-7
1954	Rice	6-7	Alan Ameche 1 run	00:50	13-7
1954	at Illinois	7-14	Robert Gingrass 3 run	06:20	27-14
1953	Iowa	3-6	Harland Carl 38 pass from Jim Miller	07:55	10-6
1948	Illinois	14-16	Clarence Self 2 run	12:23	20-16


# Wisconsin Attendance

## Average Home Attendance

Year	Avg.	Year	Avg.
1921	11,962	1962	55,877
1922	11,075	1963	61,223
1923	16,387	1964	60,718
1924	14,592	1965	56,428
1925	15,118	1966	51,725
1926	19,228	1967	52,495
1927	18,512	1968	43,559
1928	29,334	1969	48,898
1929	21,560	1970	56,223
1930	18,175	1971	68,131
1931	15,068	1972	70,454
1932	16,344	1973	60,400
1933	13,579	1974	71,630
1934	20,666	1975	73,962
1935	15,889	1976	70,898
1936	19,117	1977	72,682
1937	24,121	1978	71,443
1938	31,731	1979	73,979
1939	23,726	1980	71,360
1940	26,277	1981	71,640
1941	26,212	1982	71,060
1942	29,026	1983	69,787
1943	14,374	1984	74,681
1944	22,010	1985	71,613
1945	32,666	1986	68,052
1946	45,000	1987	59,256
1947	44,200	1988	49,297
1948	44,167	1989	41,734
1949	44,200	1990	51,027
1950	45,000	1991	49,676
1951	46,151	1992	61,378
1952	51,953	1993	75,507
1953	51,652	1994	77,328
1954	53,491	1995	78,222
1955	53,491	1996	77,949
1956	53,503	1997	77,880
1957	47,683	1998	77,428
1958	55,263	1999	78,081
1959	53,317	2000	78,711
1960	59,956	2001	78,333
1961	47,143	2002	78,023
		2003	78,486

## Largest Home Crowds

Attend.	Opponent	Year
80,024	Michigan	1978
79,940	Ohio State	1978
79,931	Iowa	2003
79,864	Iowa	1997
79,806	Michigan	1997
79,793	Ohio State	2003
79,729	Ohio State	2002
79,633	Michigan	2001
79,607	Penn State	1996
79,579	Ohio State	1976
79,576	Northwestern	1996



79,541	Purdue	2003	1985	429,683	71,613	14th
79,521	Iowa	1976	1992	368,269	61,378	19th
79,507	Ohio State	1995	1993	377,537	75,507	10th
79,421	Iowa	2001	1994	463,970	77,328	8th
79,404	Iowa	1999	1995	469,330	78,222	8th
79,403	Penn State	2002	1996	467,692	77,949	10th
79,327	Illinois	1997	1997	467,281	77,880	11th
79,264	Indiana	2001	1998	464,570	77,428	13th
79,256	Michigan State	2003	1999	468,487	78,081	14th
79,253	Ohio State	1980	2000	550,974	78,711	15th
79,203	Michigan State	1970	2001	548,334	78,333	16th
79,171	Minnesota	2000	2002	624,182	78,023	15th
79,111	Purdue	1976	2003	549,404	78,486	15th
79,108	Michigan State	2001				
79,048	Purdue	2000				
79,045	Ohio State	2000				
79,037	Michigan	1999				
79,026	Iowa	1979				
79,023	Iowa	1985				
79,022	Michigan	1975				

## NCAA Attendance Rank

Year	Total	Avg.	Rank
1972	422,721	70,454	4th
1973	422,803	60,400	5th
1974	358,150	71,630	4th
1975	443,772	73,962	4th
1976	425,386	70,898	5th
1977	436,093	72,682	5th
1978	500,102	71,443	7th
1979	443,875	73,979	7th
1980	428,158	71,360	8th
1981	501,482	71,640	10th
1982	497,419	71,060	11th
1983	488,508	69,787	16th
1984	373,405	74,681	13th

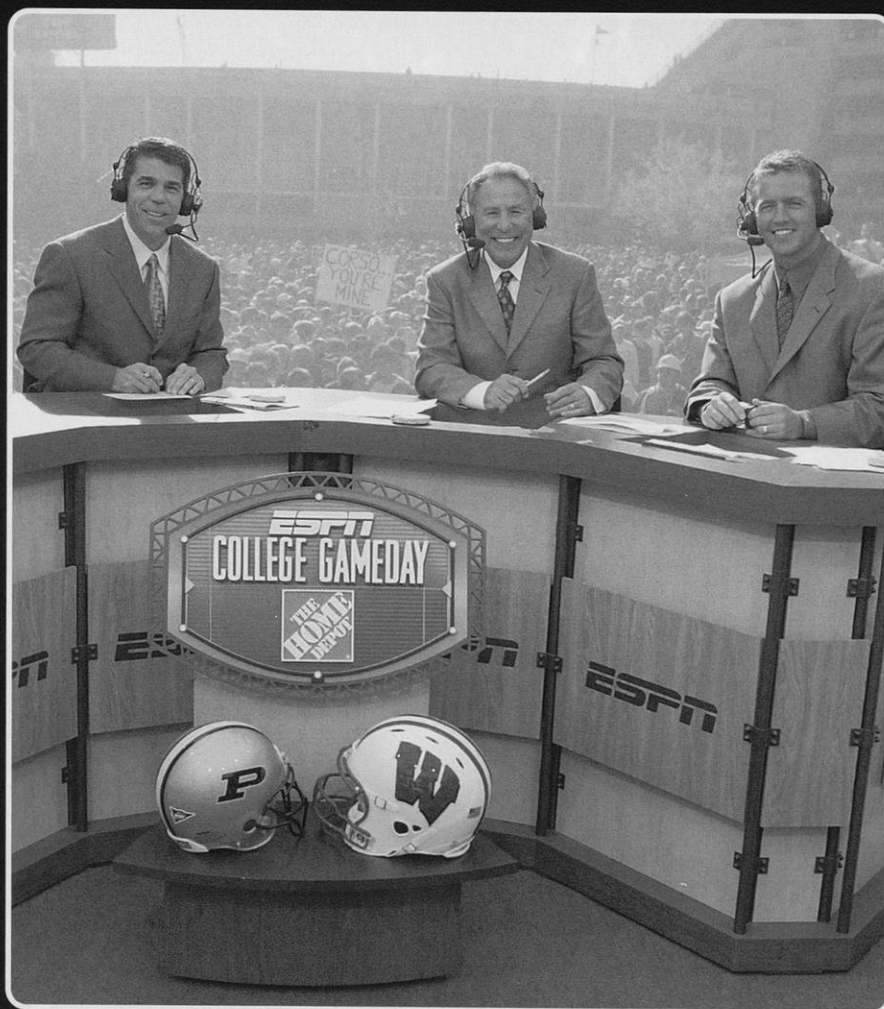
## SEASON TICKETS

Following is a year-by-year listing of season tickets sold at Wisconsin during the Alvarez era.

1990	not available
1991	not available
1992	31,488 (5,322 students)
1993	41,585 (11,859 students)
1994	58,121 (13,700 students)
1995	61,971 (12,463 students)
1996	57,753 (9,328 students)
1997	60,060 (9,964 students)
1998	60,541 (11,028 students)
1999	59,373 (11,541 students)
2000	61,404 (13,222 students)
2001	62,026 (13,828 students)
2002	61,226 (12,376 students)
2003	61,654 (12,630 students)

# MEDIA

Sports Information Contacts .....	195
<i>uwbadgers.com</i> .....	197
Coverage Guidelines .....	198
Reference .....	200
Department Directory .....	201
Camp Randall Diagram/Directions ....	202
Media List .....	203
Radio/TV Coverage .....	204
2004 Big Ten Schedule/ .....	206
Future UW Schedules .....	
2004-05 Bowl Schedule .....	207
Badger Fund/Mendota Grid. Club ....	208



ESPN's *College Gameday* crew of Chris Fowler, Lee Corso and Kirk Herbstreit came to Madison last October for the matchup between the Badgers and Purdue.



# Sports Information Staff

## Justin Doherty Dir. of Sports Information



Justin Doherty is in his fourth season as sports information director at Wisconsin after spending the previous seven years as associate SID in the UW men's sports information office.

Doherty oversees sports information duties for Wisconsin's 23 varsity sports.

He is the day-to-day contact for the Badger football squad. In his previous role at the UW, Doherty handled media relations for the Badger men's basketball team, including the program's trip to the 2000 NCAA Final Four. He also assisted with publicity for the football team.

Doherty was SID at North Dakota from 1992-94 and an assistant SID at Northern Michigan from 1990-92. He was the media relations contact for the Wildcats' 1991 NCAA Division I hockey national champion.

Doherty, who worked in press operations at the 2002 Winter Olympics in Salt Lake City, earned a B.A. in journalism from Michigan State in 1988 and a master's degree in journalism from UW-Madison in 2003. He serves on the Board of Directors of the College Sports Information Directors of America (CoSIDA). A native of Southfield, Mich., Doherty and his wife, Martha, have a daughter, Erin.

## Tam Flarup Director of Web Site Services



Tam Flarup is in her 28th year with the UW Athletic Department, including her fourth as director of Web site services. The longtime Wisconsin director of women's sports information (24 years),

Flarup's primary duties

are to manage the content and design of Wisconsin's official Web site, *uwbadgers.com*. She is also the day-to-day media relations contact for the UW women's basketball program.

The Wisconsin athletic Web site has flourished under Flarup's direction. It continues to set records for visits and is a critical component of the department's

communications.

Flarup is a member of the NCAA Communications Committee working every NCAA Women's Basketball Final Four since 1995. She received the 2004 Mel Greenberg Award for her contributions to the promotion of women's basketball. She also has served the College Sports Information Directors of America as a board member and on numerous committees. An Iowa native, Flarup is a 1975 graduate of Iowa State University with a double major in journalism and physical education.

## Diane Nordstrom Associate Director



Diane Nordstrom is in her 15th year as an associate sports information director at Wisconsin. She is the primary media contact for volleyball and the men's and women's track and field teams.

She is also the depart-

ment's publications coordinator, with responsibilities in overseeing production of all Wisconsin athletic media guides.

Nordstrom served as the host SID for the 1993 and 1998 NCAA Division I Women's Volleyball Championships and several Big Ten Conference championships, including the 2002 Big Ten Men's Outdoor Track and Field Championships.

Nordstrom, who was a four-year letterwinner in track at Wisconsin (she set the school record in the discus), received the 2001 Grant Burger Media Award (for advancement of the sport of volleyball) from the American Volleyball Coaches Association.

A native of Melrose, Wis., she is a 1984 graduate of Wisconsin with a B.A. in journalism.

## Brian Lucas Assistant Director



Brian Lucas is in his sixth year in the Wisconsin Sports Information Office, his fourth as the primary men's basketball contact. He also assists in media relations for

football and serves as the editor of both the football and men's basketball game programs. Additionally, Lucas oversees media relations for the men's and women's cross country teams.

Lucas handled Badger basketball publicity for the program's back-to-back Big Ten championship seasons (2002 and 2003). He was the secondary basketball contact during the Badgers' run to the NCAA Final Four in 2000.

As an intern at the UW, Lucas was responsible for several varsity sports during his first two years, including men's soccer and track. Prior to coming to Wisconsin, Lucas worked one year as an intern in the Marquette Sports Information Office.

Lucas, 28, is a 1998 graduate of Notre Dame from where he earned a B.A. in English and American Studies. He worked for three years in the Irish Sports Information Office. The Oceanside, N.Y., native lives in Sun Prairie with his wife, Christine.

## Paul Capobianco Assistant Director



Paul Capobianco is in his sixth year as a member of the Wisconsin Sports Information staff. He handles media relations for the Badger men's hockey program after serving his first four

years as the main contact for women's ice hockey. He also oversees coverage of the men's and women's open and lightweight crew programs.

Capobianco also served for three years as the publicity director for the women's Western Collegiate Hockey Association. A three-year letterwinner and member of Notre Dame's 1994 national championship fencing team, Capobianco graduated in 1996 with a B.S. in biology.

A native of Selden, N.Y., Capobianco and his wife, Laurie, live in Madison.

## Jen Werner Staff Assistant



Jen Werner is in her third year with the UW sports information department and her first as a staff assistant. She is the primary contact for women's hockey and men's soccer.

Werner spent two years as a student assistant in the office working primarily with volleyball, women's basketball and women's tennis. She also worked as a page in the Wisconsin State Assembly and as an intern for State Senator Alberta Darling.

She is a 2004 graduate of UW-Madison with a degree in journalism and political science. A native of Oconto, Wis., Werner now resides in Madison.

## Nick Brilowski Staff Assistant



Nick Brilowski is in his second season as an assistant at Wisconsin. He is heavily involved in coverage of football and men's basketball, in addition to being the primary contact for the softball program.

Brilowski came to Wisconsin from Northwestern, where he was an intern in 2002-03. He handled volleyball, men's and women's swimming and diving, and softball for the Wildcat sports information office. A 2002 graduate of UW-Stevens Point, Brilowski has a B.S. in communications. He is a native of Stevens Point, Wis.

## Brian Lee Staff Assistant



Brian Lee is in his first season as an assistant at Wisconsin. He is responsible for publicity of the women's soccer and men's and women's swimming and diving programs while assisting with

women's basketball.

Lee worked at Northwestern in 2003-04 for volleyball, wrestling, fencing and men's and women's tennis teams. He is a 2002 graduate of UW-Madison, with a degree in journalism. A native of Madison, he and his wife, Kristin, currently reside in the capital city.

## ■ UW SID OFFICE

### Office Basics

Phone: (608) 262-1811  
Fax: (608) 262-8184  
Web site: uwbadgers.com  
Address: Kellner Hall, 1440 Monroe Street,  
Madison, WI 53711  
Location: Second Floor, Kellner Hall

### Director of Sports Information

Justin Doherty (football contact)  
H: 608-845-7201; C: 608-225-1891  
E-mail: jmd@athletics.wisc.edu

### Director of Web Site Services

Tamara Flarup  
H: 608-238-3650; C: 608-444-6588  
E-mail: tjf@athletics.wisc.edu

### Associate SID

Diane Nordstrom  
H: 608-243-8556; C: 608-516-6369  
E-mail: dkn@athletics.wisc.edu

### Assistant SID

Brian Lucas  
H: 608-834-8183; C: 608-513-3987  
E-mail: bml@athletics.wisc.edu

### Assistant SID

Paul Capobianco  
H: 608-233-1709; C: 608-219-6278  
E-mail: phc@athletics.wisc.edu

### Staff Assistant

Jen Werner  
H: 608-251-6516; C: 608-220-8761  
E-mail: jlw@athletics.wisc.edu

### Staff Assistant

Nick Brilowski  
C: 608-345-6684  
E-mail: nrb@athletics.wisc.edu

### Staff Assistant

Brian Lee  
H: TBA  
E-mail: bnl@athletics.wisc.edu

### Sports Information Office Program Assistant

Barb Wyatt

### Sports Information Student Assistants

Adam Augustine	Angela Hong
Michael Burger	Jana Stough
Bridget Callahan	Traci Swartz
Mike Devine	Valerie Todryk

## ■ OPPONENT CONTACTS

### Central Florida SID: Jason Baum

Phone: (407) 823-0994 / Fax: (407) 823-5266  
E-mail: jbaum@mail.ucf.edu  
Web site: www.ucfathletics.com

### UNLV SID: Mark Wallington

Phone: (702) 895-4472 / Fax: (702) 895-0989  
E-mail: mwallington@ccmail.nevada.edu  
Web site: www.unlvrebels.com

### Arizona SID: Tom Duddleston

Phone: (520) 621-4163 / Fax: (520) 621-2681  
E-mail: tduddles@arizona.edu  
Web site: www.arizonaathletics.com

### Penn State SID: Jeff Nelson

Phone: (814) 865-1757 / Fax: (814) 863-3165  
E-mail: jtn4@psu.edu  
Web site: www.gopsusports.com

### Illinois SID: Cassie Arner

Phone: (217) 333-1391 / Fax: (217) 333-5540  
E-mail: arner@uiuc.edu  
Web site: www.fightingillini.com

### Ohio State SID: Steve Snapp

Phone: (614) 292-3103 / Fax: (614) 292-8547  
E-mail: snapp.1@osu.edu  
Web site: www.ohiostatebuckeyes.com

### Purdue SID: Tom Schott

Phone: (765) 494-3145 / Fax: (765) 494-5447  
E-mail: tschott@purdue.edu  
Web site: www.purduesports.com

### Northwestern SID: Mike Wolf

Phone: (847) 491-7503 / Fax: (847) 491-8818  
E-mail: mwolf@northwestern.edu  
Web site: www.nusports.com

### Minnesota SID: Shane Sandersfeld

Phone: (612) 626-0299 / Fax: (612) 625-0359  
E-mail: sande102@umn.edu  
Web site: www.gophersports.com

### Michigan State SID: John Lewandowski

Phone: (517) 355-2271 / Fax: (517) 353-9636  
E-mail: lewand19@msu.edu  
Web site: www.msuspartans.com

### Iowa SID: Phil Haddy

Phone: (319) 335-9411 / Fax: (319) 335-9417  
E-mail: phillip-haddy@hawkeyesports.com  
Web site: www.hawkeyesports.com

# uwbadgers.com

## The Source for Badger Sports Information

### UWBADGERS.COM

The Official Website of University of Wisconsin Athletics



The Department of Athletics has made a strong commitment to bringing its news straight to the fans. The Badgers' Web site ([uwbadgers.com](http://uwbadgers.com)) produces news updates multiple times daily to keep fans up-to-speed on the happenings in the Division of Intercollegiate Athletics.

Web users can tune in for live video streaming of media news conferences, chat with coaches, staff and student-athletes, order tickets online or listen to live radio broadcasts of games.

The Badger Web site is maintained internally by a dedicated team of technical experts and an experienced editorial staff.

The Athletic Department site is the most visited one on the UW-Madison campus, averaging more than two million page views monthly.


Visitors from all over the United States and the world (an average of 94 different countries monthly) continue to log on to catch the latest Badger athletics news and those visitors are staying at the site longer and longer.



The Department of Athletics' Web site is one of the most popular in college athletics.

In the summer of 2004 the Department of Athletics unveiled a re-design of its Web site, making it easier to navigate, more pleasing to the eye and a worthwhile journey for those who want the latest information on the Badgers.

New features are constantly being added and the site is continually being refined, so check back often!



Coach Barry Alvarez's press conferences can be viewed live on [uwbadgers.com](http://uwbadgers.com).

# Coverage Guidelines

The 2004 Wisconsin football guide has been produced to assist the news media with covering the Badgers. We have continued to try and add relevant materials to this publication each year and would welcome additions or corrections with proper documentation. Additional information on Wisconsin football will be produced throughout the year by the Sports Information Office. We also encourage you to regularly check the department's Web site ([uwbadgers.com](http://uwbadgers.com)) to get updated information on the team. Our staff looks forward to working with you this fall.

## Interview Requests

All regular-season Badger practices, including Friday walk-throughs, are closed to the media. Interviews are conducted as follows:

### Alvarez Interviews

Barry Alvarez holds a weekly media conference Mondays at 1 p.m. during the fall. Those sessions are live video-streamed on [uwbadgers.com](http://uwbadgers.com). Alvarez's comments are available on [uwbadgers.com](http://uwbadgers.com) late Monday afternoon as both a video archive and a transcript.

Additionally, Alvarez is available every Tuesday from 11:50-noon CT on the Big Ten Teleconference.

### Assistant Coach Interviews

Wisconsin assistant coaches are available after practice on Tuesdays and Wednesdays in the lower level of the McClain Center. If you wish to arrange a special interview with an assistant coach during the week, contact Brian Lucas in the Sports Information Office at (608) 263-5052.

### Player Interviews

Badger players can be interviewed during the week on Tuesdays and Wednesdays after practice (approximately 6 p.m.) in the lower level of the McClain Center outside of the Wisconsin locker room area.

Phone calls by players to out-of-town media are made at the players' convenience between 7:30-10 p.m. CT on Tuesdays and Wednesdays only. Interviews should be arranged through Nick Brilowski of the Sports Information Office at (608) 265-3545. Home numbers will not be made available to the media, and players have been instructed not to conduct interviews when contacted without prior approval from the SID staff.

### Ordering Phone Lines

Several courtesy phone lines (credit card and collect calls only) on level four of the press box are available on a first-come, first-served basis for the news media. News organizations requiring their own

phones should call Jamie Buchanan at (608) 265-8546 or email him at [JB2@athletics.wisc.edu](mailto:JB2@athletics.wisc.edu) to order lines.

## Credential Guidelines

### Communications Center & Sideline Passes

Requests for credentials to cover Wisconsin football should be sent on company letterhead to: Sports Information Office, University of Wisconsin, Kellner Hall, 1440 Monroe Street, Madison, WI 53711. The fax number is (608) 262-8184. Requests should be received at least 10 days in advance of the game.

Sideline credentials will be issued only to accredited photographers and reporters on assignment. You must display both a credential and an armband prominently to be on the field level. Your media credential alone will not give you access to the sidelines. Armbands can be picked up in the Media Room under the stands at the south end of the stadium. Media members cannot work between the 25-yard lines as recommended by the NCAA in its game management manual.

Credentials will be mailed if time permits. Those passes which cannot be mailed will be left with the parking attendant (white vehicle) at the entrance of Lot 17 on Engineering Drive (north end of the Stadium).

Credentials will be issued according to the following priorities: 1) TV and radio stations originating a live broadcast; 2) national publications, newspapers filing for the following day's publication and news outlets designated by the visiting SID; 3) TV and radio stations covering for nightly news; and 4) other requests, which will be evaluated on a space-available basis. Spouses, friends, non-workers and children are not allowed in the media areas as dictated by the NCAA. Anyone violating these standards will be denied credentials to future games.

### Media Parking

A very limited number of parking passes in the Lot 17 ramp (north of Camp Randall Stadium) are available for working media. Make your request to the Sports Information Office for consideration.



The communications center at Camp Randall Stadium

## ■ IMPORTANT DATES TO REMEMBER

Preseason fall practice is held at the Bishop O'Connor Catholic Center (3577 High Point Road, Middleton, Wis.).

August 4-5	Big Ten Media Day & Kickoff Luncheon, Chicago, Ill.
August 10	All players report to O'Connor Catholic Center
August 11	MEDIA DAY, O'Connor Catholic Center
August 11	First full team practice at O'Connor Catholic Center
August 27	Last day of camp at O'Connor Catholic Center
August 29	Badger Football Family Fun Day, Camp Randall Stadium
Sept. 2	First day of classes at UW-Madison
Sept. 4	Season opener at home vs. Central Florida

## Satellite Trucks

For news organizations that send a satellite truck to cover a game at Camp Randall Stadium, please contact Barry Fox (Director of Facilities) prior to arrival. His phone number is (608) 262-3631. Extremely limited parking (for the satellite vehicle only) is available at the southwest corner of the stadium near the Athletic Operations Building. The electrician who can assist with powering up is Ed Walsh (cell: 608-235-8552).

## Gameday Services

### Media Services

Facilities for the working press are located on the fourth level of the press box. Flipcards, notes and game programs are delivered to each working location prior to kickoff. A full statistics packet will be available after the game in the press box. Final packets will be distributed in the McClain Center weight room and media room on the south end of the stadium once they are completed.

### Faxing Statistics Packets

Final game statistics are immediately available after the game at [uwbadgers.com](http://uwbadgers.com). If you do not wish to use this service, packets can be faxed to your outlet.

### Post-game Interview Procedures

With approximately five minutes left in the game, media members will be escorted to the interview areas by Sports Information staff. Barry Alvarez holds his post-game media conference on the first floor of the McClain Center. The session is for credentialed news media only. Alvarez's media conference is live video streamed on [uwbadgers.com](http://uwbadgers.com).

After Alvarez's session, requested Wisconsin players are available for interviews in the McClain Center weight room (lower level). The Wisconsin locker room is closed to the media.

The opposing head coach is available for interviews in the Media Room under the stands at the south end of the stadium.

## Professional Scouts

### Scouting Tickets & Parking

Per the Big Ten's policy, professional scouts must purchase tickets through the UW Ticket Office at 608-262-1440. Press box passes are not available for scouts. You can fax your request to (608) 265-4931.

## Weekly Schedule

Contact the Sports Information Office for confirmation of practice schedules. The typical weekly schedule during the regular season is:

Day	Practice	Interviews
Mon.	None	Media conf.
Tue.	3-6	After practice
Wed.	3-6	After practice
Thu.	3-4:30	Alvarez only
Fri.	3-4	Alvarez only
Sat.	Game	Post-game
Sun.	None	None

## Internet Addresses

Wisconsin athletic department news releases, schedules and statistics are also available via the division's Web site.

[uwbadgers.com](http://uwbadgers.com)

Following are Web site addresses for the Big Ten Conference and its member institutions:

Big Ten	( <a href="http://www.bigten.org">www.bigten.org</a> )
Illinois	( <a href="http://www.fightingillini.com">www.fightingillini.com</a> )
Indiana	( <a href="http://www.iuhoosiers.com">www.iuhoosiers.com</a> )
Iowa	( <a href="http://www.hawkeyesports.com">www.hawkeyesports.com</a> )
Michigan	( <a href="http://www.mgoblue.com">www.mgoblue.com</a> )
Mich. State	( <a href="http://www.msuspartans.com">www.msuspartans.com</a> )
Minnesota	( <a href="http://www.gophersports.com">www.gophersports.com</a> )
Northwestern	( <a href="http://www.nusports.com">www.nusports.com</a> )
Ohio St.	( <a href="http://www.ohiostatebuckeyes.com">www.ohiostatebuckeyes.com</a> )
Penn State	( <a href="http://www.gopsusports.com">www.gopsusports.com</a> )
Purdue	( <a href="http://www.purduesports.com">www.purduesports.com</a> )

## Big Ten Teleconference

Throughout the conference season, media members can gain access to all 11 conference coaches each Tuesday via the Big Ten Teleconference. For the phone number, media members should contact the Big Ten Office at (847) 696-1010.

Time	Head Coach, School
11:00 a.m.	Jim Tressel, Ohio State
11:10 a.m.	Lloyd Carr, Michigan
11:20 a.m.	Gerry DiNardo, Indiana
11:30 a.m.	John L. Smith, Michigan State
11:40 a.m.	Kirk Ferentz, Iowa
11:50 a.m.	Barry Alvarez, Wisconsin
Noon	Ron Turner, Illinois
12:10 p.m.	Joe Tiller, Purdue
12:20 p.m.	Joe Paterno, Penn State
12:30 p.m.	Randy Walker, Northwestern
12:40 p.m.	Glen Mason, Minnesota

# Reference Items

## Football Office

Football Office Phone: (608) 262-1861

Football Fax: (608) 262-9212

Mailing Address: 1440 Monroe Street, Madison, WI 53711

Head Coach: Barry Alvarez

Assistant Coaches: Bret Bielema (Defensive Coordinator & Linebackers), Jeff Horton (Quarterbacks), Jim Hueber (Offensive Line), Rob Ianello (Tight Ends), Ron Lee (Defensive Backs), Henry Mason (Wide Receivers), Brian Murphy (Special Teams & Outside Linebackers), John Palermo (Assistant Head Coach & Defensive Line), Brian White (Offensive Coordinator & Running Backs)

Graduate Assistants: E.K. Franks and Thomas Hammock

Director of Football Operations: Jeremy Sinz

Program Assistants: Sandy Freye, Lisa Powell, Sharon Betlach and Juliann Hertz

## Quick Facts

Location: Madison, WI 53711

Population: 215,211

Enrollment: 41,595

Conference: Big Ten

Nickname: Badgers

Colors: Cardinal (PMS 200) & White

Stadium: Camp Randall (capacity TBA)

Director of Athletics: Barry Alvarez

Chancellor: John Wiley

Athletic Department Phone: 608-262-1866

Web site: [uwbadgers.com](http://uwbadgers.com)

## Local Hotels

The following hotels and motels are located within 15-20 minutes of the Wisconsin campus (area code is 608):

Baymont Inn and Suites	831-7711
Best Western-Inn on the Park	285-8000
Best Western InnTowner	233-8778
Best Western West Towne Suites	833-4200
Concourse Hotel	257-6000
Crowne Plaza	244-4703
Edgewater	256-9071
Fairfield Inn by Marriott (West)	831-1400
Fairfield Inn by Marriott (East)	249-5300
Hampton Inn West	833-3511
Hilton Madison Monona Terrace	255-5100
Holiday Inn Madison East	244-2481
Howard Johnson Plaza	251-5511
Marriott Madison West	831-2000
Radisson	833-0100
Residence Inn by Marriott (West)	833-8333
Residence Inn by Marriott (East)	244-5047
Sheraton Inn	251-2300
University Inn	257-4881

## Airline Service

American Eagle	800-433-7300
ATA	800-435-9282
ComAir/Delta	800-221-1212
Continental	800-523-3273
Midwest Express	800-452-2022
Northwest	800-225-2525
United	800-241-6522

## Automobile Rentals

Avis	800-831-2847
Budget	800-527-0700
Dollar	800-800-4000
Enterprise	800-736-8222
Hertz	800-654-3131
National	888-868-6203

## 2004 Wisconsin Travel Plans

### at Arizona (Sept. 18)

Team headquarters: Hilton El Conquistador Resort, 10000 N. Oracle Rd., Tucson, AZ 85737  
Phone: 520-544-5000

### at Ohio State (Oct. 9)

Team headquarters: Marriott North Columbus, 6500 Doubletree Ave., Columbus, OH 43229  
Phone: 614-885-1885

### at Purdue (Oct. 16)

Team headquarters: Radisson Inn, 4343 State Rd. 26E, Lafayette, IN 47905  
Phone: 765-447-0575

### at Michigan State (Nov. 13)

Team headquarters: Sheraton Lansing Hotel, 925 S. Creyts Rd., Lansing, MI 48917  
Phone: 517-323-7100

### at Iowa (Nov. 20)

Team headquarters: Clarion Hotel & Convention Center, 525 - 33rd Ave. SW, Cedar Rapids, IA 52404  
Phone: 319-366-8671

# Department Directory

Area code for all numbers is 608

General Athletic Department Information

262-1866

## Head Coaches


Name	Position	Office
Alvarez, Barry	Football	262-1861
Clark, Chris	Men's Rowing	262-8521
Davis, Barry	Wrestling	262-4399
Duerst, Dean	Women's Soccer	265-2974
Eaves, Mike	Men's Hockey	262-3932
Gallagher, Karen	Softball	265-6152
Hansen, Eric	M & W Swimming	265-3336
Henderson, Patti	Women's Tennis	263-6304
Johnson, Mark	Women's Hockey	265-3128
Klingelhoets, Pat	Men's Tennis	262-0997
Bryans, Bebe	Women's Rowing	265-6642
Nuttycombe, Ed	Men's Track	262-4397
Rohrman, Jeff	Men's Soccer	262-7749
Ryan, Bo	Men's Basketball	262-4597
Schumacher, Jerry	Men's Cross Country	262-5729
Stintzi, Jim	Women's Track & C.C.	263-5109
Stone, Lisa	Women's Basketball	263-5506
Schuman, Jim	Men's Golf	265-3114
Oehrlein, Todd	Women's Golf	265-3117
Waite, Pete	Volleyball	263-5670

## Administration

Name	Position	Office
TBA	Asst. AD / Compliance	265-2973
Bailey, Cheryl	Sr. Assoc. AD / Sports Admin.	263-3214
Beard, Doug	Assoc. AD / Administration	265-4261
Jentz, John	Asst. AD / Budget & Finance	262-5118
Dettmann, John	Strength & Cond. Coordinator	262-5613
Doherty, Justin	Director of Sports Information	262-9023
Flarup, Tam	Director of Web Site Services	263-5502
Fox, Barry	Director of Facilities	262-3631
Gawlik, Terry	Asst. AD / Sports Admin.	265-4987
Harris, David	Assoc. AD / Academic Services	262-9131
Helwig, Dennis	Head Athletic Trainer	262-3798
Hunt, Corbin	Asst. AD / Ticket Operations	265-4139
Kluender, Kevin	Dir. of Marketing & Promotions	265-9152
Malchow, Steve	Assoc. AD / Communications	262-9022
Marvin, Kip	Personnel Director	262-0120
Neubauer, Marija	Asst. AD / Development	263-7692
Pollard, Jamie	Deputy AD	262-5449
Porteus, Rob	Video Coordinator	263-6451
Roberts, Jim	Dir. of Technical Services	262-5100
Scheer, Josette	Spirit Squad Coordinator	262-6703
Schlatter, Terry	Ath. Equipment Supervisor	265-5592
Sweeney, Vince	Sr. Assoc. AD / External Rel.	265-2822
Taggart, Tim	Dir. of Food & Beverage	265-6303
Van Matre, Cindy	Dir. of Trademark Licensing	262-0195
Wistrill, Tom	Badger Sports Properties	265-4137

## Football Staff

Name	Position	Office
Bielema, Bret	Defensive Coordinator	262-1861
Horton, Jeff	Assistant Coach	262-1861
Hueber, Jim	Assistant Coach	262-1861
Ianello, Rob	Assistant Coach	262-1861
Lee, Ron	Assistant Coach	262-1861
Mason, Henry	Assistant Coach	262-1861
Murphy, Brian	Assistant Coach	262-1861
Palermo, John	Assistant Head Coach	262-1861
White, Brian	Offensive Coordinator	262-1861



# Camp Randall Stadium

## Driving Directions

### From Dane County Regional Airport

Exit airport via International Lane to Packers Avenue (Hwy. 113). Turn left on Packers Avenue, which changes to Pennsylvania Avenue, Johnson Street, Gorham Street and then University Avenue. Stay on University Avenue through campus until Randall Avenue (look for Milan's Sub Shop on the left side). Turn left on Randall Avenue. Go approximately three blocks until Randall forks. Take the right fork (Monroe Street). The Stadium is located on the right side on Monroe Street.

### From west via I-90/94 (from Minneapolis)

Take I-90/94 to Highway 151 South (Washington Ave.). Continue to the State Capitol Building. Turn right on Webster Street and complete half a square around the Capitol (Webster to Dayton to Fairchild). Turn right on West Washington Avenue and follow it to Regent Street. Turn right onto Regent Street. Follow Regent to Camp Randall Stadium.

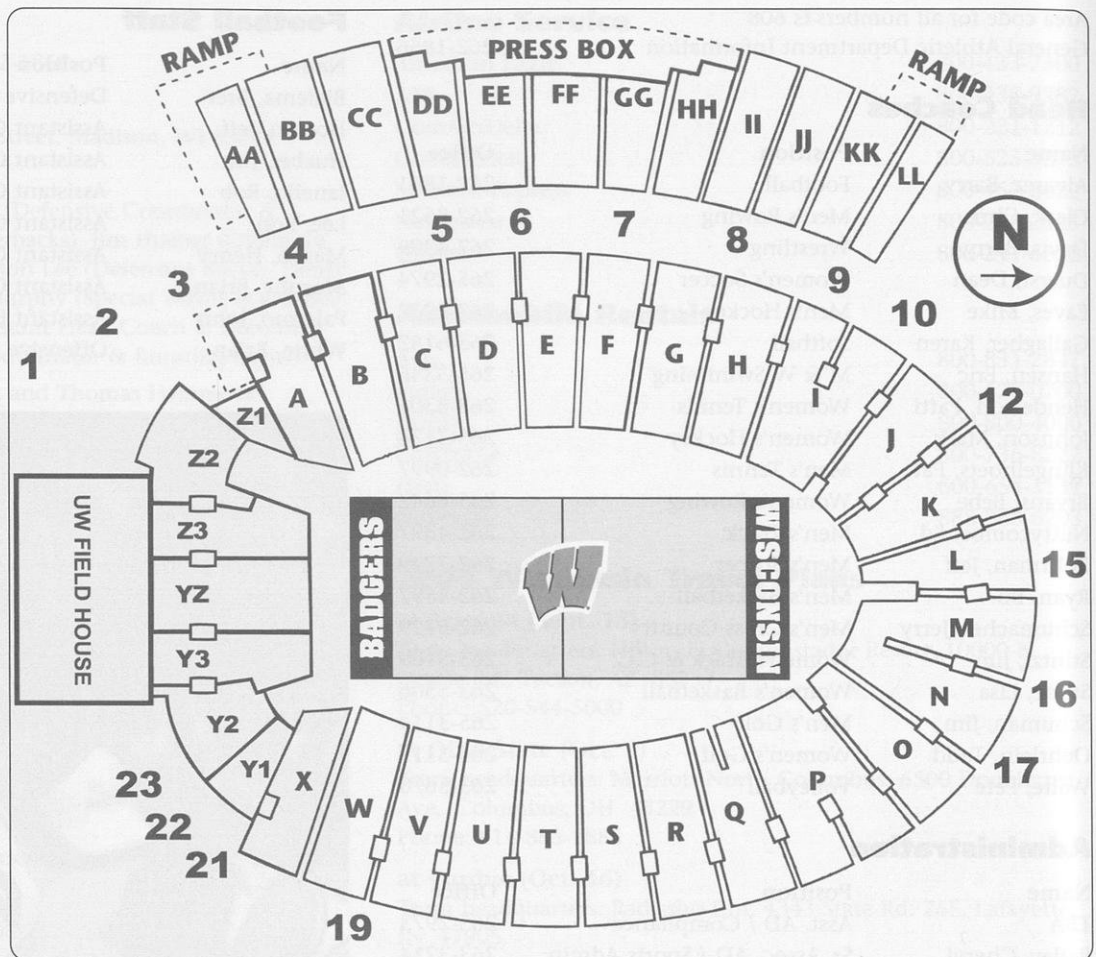
### From east via I-94 (from Milwaukee)

Take I-94 to Highway 30 West. Take Highway 30 to its end at Highway 113 South. Turn left onto 113 South, which becomes Packers /

Pennsylvania Avenue. Continue on Packers / Pennsylvania Avenue, which changes to Johnson Street, Gorham Street and then University Avenue. Stay on University Avenue through campus until Randall Avenue (look for Milan's Sub Shop on left side of University). Turn left on Randall Avenue. Go approximately three blocks until Randall forks. Take right fork (Monroe Street). The Stadium is located on the right side on Monroe Street.

### From south via I-90 (from Chicago)

Take I-90 to the Madison beltline (Highway 12/18). West on the beltline to Park Street. Exit right (north). Take Park Street to Regent Street. Turn left on Regent Street, then approximately six blocks to Camp Randall Stadium.



# Football Media List

## Print

Wisconsin State Journal  
P.O. Box 8058  
Madison, WI 53708  
(608) 252-6165  
Fax: (608) 252-6119  
Tom Mulhern, beat  
Andy Baggot, columnist  
Tom Oates, columnist

Milwaukee Journal Sentinel  
202 State Street, Ste. 202  
Madison, WI 53703  
Office: (608) 258-2271  
Fax: (608) 258-2279  
Jeff Potrykus, beat  
Mark Stewart, national  
Dale Hofmann, columnist

Capital Times  
P.O. Box 8060  
Madison, WI 53708  
(608) 252-6474  
Fax: (608) 252-6445  
Mike Lucas, column. / beat

Badger Nation  
704 Herndon Dr., #201  
Madison, WI 53713  
(608) 288-9275  
Jonathan Linder, beat

Badger Herald  
550 State Street  
Madison, WI 53703  
(608) 257-4712, ext. 26  
Fax: (608) 257-6899

Daily Cardinal  
Vilas Hall  
Madison, WI 53706  
(608) 262-5857  
Fax: (608) 262-0404

Journal Sentinel On-line  
(414) 225-5012  
Fax: (414) 224-0291  
Brett Longdin, beat

Appleton Post-Crescent  
306 W. Washington  
Appleton, WI 54912  
(920) 733-4411  
Fax: (920) 733-1945  
Ben Wideman, beat

Kenosha News  
715 58th Street  
Kenosha, WI 53141  
(262) 657-1700  
Dave Marran, editor

Green Bay Press-Gazette  
P.O. Box 23430  
Green Bay, WI 54305  
(920) 431-8413  
Fax: (920) 431-8379  
Mike Vandermause, editor

Green Bay News-Chronicle  
P.O. Box 2467  
Green Bay, WI 54306  
(920) 432-2941  
Fax: (920) 432-8581  
Todd McMahon, editor

La Crosse Tribune  
401 N. Third Street  
La Crosse, WI 54601  
(608) 791-8202  
Jeff Brown, editor

Dubuque Telegraph-Herald  
Eighth & Bluff Streets  
Dubuque, IA 52001  
(319) 588-5611  
Jim Leitner, editor

Janesville Gazette  
One S. Parker Drive  
Janesville, WI 53547  
(608) 754-3311  
Dave Wedeward, editor

Wausau Daily Herald  
800 Scott St.  
Wausau, WI 54403  
(715) 842-2101  
Mark Multer, editor

Oshkosh Northwestern  
P.O. Box 2926  
Oshkosh, WI 54903  
(920) 426-6657  
Dan Kohn, editor

Racine Journal-Times  
212 Fourth Street  
Racine, WI 53403  
(262) 634-3322  
Sue Shemanske, editor

Eau Claire Leader-Telegram  
701 S. Farewell Street  
Eau Claire, WI 54702  
(715) 833-9208  
Todd Golden, editor

Capitol News Service  
121 E. Main St., Ste. 300  
Madison, WI 53703  
(608) 258-9977  
Stan Milam, beat

## Radio

WIBA  
P.O. Box 99  
Madison, WI 53701  
(608) 274-5450  
Fax: (608) 274-5521  
Matt Lepay, play-by-play  
Brian Posick, director

WTSO  
P.O. Box 99  
Madison, WI 53701  
(608) 274-5450  
Fax: (608) 274-5521  
Tim Scott, director

WTMJ  
720 E. Capitol Drive  
Milwaukee, WI 53201  
(414) 967-5310  
Bill Michaels, director

Wisconsin Radio Network  
302 E. Washington Ave.  
Ste. 102  
Madison, WI 53703  
(608) 251-3900  
Fax: (608) 251-7233

Wheeler News Service  
121 E. Main St., Ste. 300  
Madison, WI 53703  
(608) 257-2614

WTLX  
5315 Wall Street, Ste. 135  
Madison, WI 53718  
(608) 245-9859  
Fax: (608) 245-1720  
Craig Karmazin, director

WTDY  
P.O. Box 2058  
Madison, WI 53701  
(608) 273-1000

## Wire Services

Associated Press (Milwaukee)  
918 N. Fourth Street  
Milwaukee, WI 53203  
(414) 225-3580  
Fax: (414) 225-3599  
Arnie Stapleton, editor

Associated Press (Madison)  
1901 Fish Hatchery Road  
Madison, WI 53713  
(608) 255-3679  
J.R. Ross, beat

## Television

WISC (Ch. 3, CBS)  
7025 Raymond Road  
Madison, WI 53719  
(608) 276-7400  
Fax: (608) 271-0800  
Eric Franke, director  
COACHES' SHOW

WMTV (Ch. 15, NBC)  
615 Forward Drive  
Madison, WI 53711  
(608) 274-1515  
Fax: (608) 271-5194  
Jeremy Woods, director

WKOW (Ch. 27, ABC)  
P.O. Box 100  
Madison, WI 53701  
(608) 274-6118  
Fax: (608) 274-9569  
Jay Wilson, director

WTMJ (Ch. 4, NBC)  
720 E. Capitol Drive  
Milwaukee, WI 53201  
(414) 967-5425  
TBA, director

WITI (Ch. 6, FOX)  
9001 N. Green Bay Road  
Milwaukee, WI 53209  
(414) 355-6215  
Tom Pipines, director

WISN (Ch. 12, ABC)  
P.O. Box 402  
Milwaukee, WI 53201  
(414) 342-8812  
Dan Needles, director

WDJT (Ch. 58, CBS)  
809 S. 60th Street  
Milwaukee, WI 53214  
(414) 777-5800  
Rock Rote, director

WHA (Ch. 21)  
821 University Avenue  
Madison, WI 53706  
(608) 263-2121  
Fax: (608) 263-9763  
Deb Piper, producer

# Radio Coverage



Radio voices for Badger football are award-winning play-by-play announcer Matt Lepay (left) and long-time Madison sports authority Mike Lucas.

## Radio coverage

For the 11th year in a row, exclusive radio coverage of Badger football can be heard on the 46-city Wisconsin Radio Network. The Department of Athletics and Learfield Communications / Badger Sports Properties entered into an agreement for radio broadcast rights for football and basketball in 1994.

WIBA-AM (1310 AM) and WIBA-FM (101.5 FM) are the rights holders in the Madison market, and WTMJ (620 AM) carries the games in Milwaukee.

Entering his 10th season handling play-by-play duties for Wisconsin football is Matt Lepay, named the state's Sportscaster of the Year for 1997, 2000 and 2003. Lepay has also called Badger basketball the past 15 seasons. A 1984 graduate of Ohio State, Lepay was sports director at WTSO in Madison before joining WIBA in 1994. He previously served as sports director at WNCI in Columbus, and prior to that worked at stations in Athens and Piqua, Ohio. Lepay is host of the Barry Alvarez Show (Badger Sports Report), both on WIBA Radio and WISC-TV.

Color commentary on radio broadcasts is provided by Mike Lucas, long-time sports columnist at *The Capital Times*. Lucas, who worked previously on the broadcast team for the Badgers' delay television package on the Wisconsin Public Television Network, also provides sports commentaries on WIBA. Lucas and Lepay are co-hosts of the popular WIBA Sports Review and Lucas also hosts "Sidelines", a talk-show on UPN14. He has reported on Badger sporting events for *The Capital Times* since 1971. Lucas has been a color analyst (radio and TV) for Badger football, men's basketball and men's hockey during his career.

## WISCONSIN RADIO NETWORK

You can hear Wisconsin football (Matt Lepay, play-by-play and Mike Lucas, color commentary) on any of these network stations. For the most updated affiliate listing, check [uwbadgers.com](http://uwbadgers.com).

City	Station	Frequency
Amery	WXCE	1260 am
Antigo	WATK	900 am
Antigo	WACD	106.1 fm
Appleton	WHBY	1150 am
Ashland	WATW	1400 am
Ashland	WJHJ	96.7 fm
Beaver Dam	WBEV	1430 am
Beaver Dam	WXRO	95.3 fm
Beloit	WTJK	1380 am
Berlin	WISS	1090 am
Black River Falls	WWIS	99.7 fm
Dodgeville	WDMP	810 am
Duluth/Superior	WDSM	710 am
Eau Claire	WBIZ	1400 am/100.7 fm
Fond du Lac	KFIZ	1450 am
Fort Atkinson	WFAW	940 am
Green Bay	WDUZ	107.5 fm
Hayward	WRLS	92.3 fm
Iron Mountain	WJNR	101.5 fm
Janesville	WCLO	1230 am
La Crosse	WFBZ	105.5 fm
Lancaster	WGLR	1280 am
Madison	WIBA	1310 am/101.5 fm
Manitowoc	WOMT	1240 am
Marinette	WMAM	570 am
Marshfield	WDLB	1450 am
Medford	WKEB	99.3 fm
Medford	WIGM	99.3 am
Milwaukee	WTMJ	620 am
Minneapolis/St. Cloud	WBHR	660 am
Minocqua	WLDK	1570 am
Minocqua	WMQA	95.9 fm
Park Falls	WCQM	98.3 fm
Platteville	WPVL	1590 am
Prairie du Chien	WQPC	94.3 fm
Prairie du Chien	WPRE	980 am
Reedsburg	WRDB	1400 am
Rhineland	WOBT	1240 am
Rice Lake	WJMC	1240 am
Richland Center	WRCO	1450 am
River Falls	WEVR	1550 am/106.3 fm
Shawano	WTCH	960 am
Sheboygan	WHBL	1330 am
Sparta	WKLJ	1290 am
Sparta	WCOW	97.1 fm
Sturgeon Bay	WDOR	910 am/93.9 fm
Viroqua	WVRO	1360 am
Waupaca	WDUX	800 am
Wausau	WSAU	550 am
Wisconsin Rapids	WFHR	1320 am

# TV Coverage

## Game Coverage

It's easy to follow Badger football through the Big Ten's comprehensive television package. Most Wisconsin games will be selected for live TV coverage on either ABC, ESPN, ESPN2 or ESPN Regional.

All Badger home games are televised on a delayed basis by Wisconsin Public Television (WHA-Madison, WPNE-Green Bay, WLEF-Park Falls, WHWC-Menomonie, WHLA-La Crosse, WHRM-Wausau and WMVT-Milwaukee). Broadcast across the state educational network, the football replays on WPT air most Saturdays at 10 p.m. WPT and Badger sports have been partners for more than 25 years.


The state educational network also televises a number of Badger men's and women's basketball and men's hockey contests to its audience on both a live and delayed basis.

## The Barry Alvarez TV Show

The "Barry Alvarez Television Show," produced by Learfield Communications / Badger Sports Properties and WISC-TV, is a 30-minute program of highlights, interviews and features on Badger football.

The show airs twice on Sunday in the Madison area on WISC-TV at 10:30 a.m. and on UPN14 at 10:30 p.m. The show can be seen statewide on Fox Sports Net North at 6:30 p.m. on Monday.

Fifteenth-year head coach Barry Alvarez joins "Voice of the Badgers" Matt Lepay each week to break down the previous



week's game and look ahead to upcoming action. Produced by WISC, the show is one of the most popular and highly watched of its kind.



# 2004 Big Ten Composite Schedule

## September 2

Northwestern at TCU

## September 4

Central Florida at WISCONSIN

Florida A & M at Illinois

Central Michigan at Indiana

Kent at Iowa

Miami (Ohio) at Michigan

Michigan State at Rutgers

Toledo at Minnesota

Northwestern at TCU

Cincinnati at Ohio State

Akron at Penn State

## September 5

Syracuse at Purdue

## September 11

UNLV at WISCONSIN

UCLA at Illinois

Indiana at Oregon

Iowa State at Iowa

Michigan at Notre Dame

Central Michigan at Michigan State

Illinois State at Minnesota

Arizona State at Northwestern

Marshall at Ohio State

Penn State at Boston College

Ball State at Purdue

## September 18

WISCONSIN at Arizona

Western Michigan at Illinois

Indiana at Kentucky

Iowa at Arizona State

San Diego State at Michigan

Notre Dame at Michigan State

Minnesota at Colorado State

Kansas at Northwestern

Ohio State at North Carolina State

Central Florida at Penn State

## September 25

Penn State at WISCONSIN

Purdue at Illinois

Iowa at Michigan

Michigan State at Indiana

Northwestern at Minnesota

## October 2

Illinois at WISCONSIN

Michigan at Indiana

Michigan State at Iowa

Penn State at Minnesota

Ohio State at Northwestern

Purdue at Notre Dame

## October 9

WISCONSIN at Ohio State

Illinois at Michigan State

Indiana at Northwestern

Minnesota at Michigan

Purdue at Penn State

## October 16

WISCONSIN at Purdue

Michigan at Illinois

Ohio State at Iowa

Minnesota at Michigan State

Penn State at Purdue

## October 23

Northwestern at WISCONSIN

Illinois at Minnesota

Indiana at Ohio State

Iowa at Penn State

Michigan at Purdue

## October 30

Iowa at Illinois

Minnesota at Indiana

Michigan State at Michigan

Purdue at Northwestern

Penn State at Ohio State

## November 6

Minnesota at WISCONSIN

Indiana at Illinois

Purdue at Iowa

Ohio State at Michigan State

Northwestern at Penn State

## November 13

WISCONSIN at Michigan State

Penn State at Indiana

Iowa at Minnesota

Northwestern at Michigan

Ohio State at Purdue

## November 20

WISCONSIN at Iowa

Illinois at Northwestern

Indiana at Purdue

Michigan at Ohio State

Michigan State at Penn State

## November 27

Northwestern at Hawaii

## December 4

Michigan State at Hawaii

## UW Future Schedules

### 2005

Sept. 3	BOWLING GREEN
Sept. 10	WESTERN MICHIGAN
Sept. 17	@ North Carolina
Sept. 24	MICHIGAN
Oct. 1	INDIANA
Oct. 8	@ Northwestern
Oct. 15	@ Minnesota
Oct. 22	PURDUE
Oct. 29	@ Illinois
Nov. 5	@ Penn State
Nov. 12	IOWA
Nov. 19	BYE
Nov. 26	@ Hawaii

### 2006

Sept. 2	vs. Bowling Green*
Sept. 9	TBA
Sept. 16	TBA
Sept. 23	@ Michigan
Sept. 30	@ Indiana
Oct. 7	NORTHWESTERN
Oct. 14	MINNESOTA
Oct. 21	@ Purdue
Oct. 28	ILLINOIS
Nov. 4	PENN STATE
Nov. 11	@ Iowa
Nov. 18	BYE


\* at Cleveland Browns Stadium

# 2004-05 Bowl Games


<b>Bowl</b>	<b>Date</b>	<b>Time (ET)</b>	<b>TV</b>
Wyndham New Orleans Bowl (Louisiana Superdome)	Dec. 14	8 p.m.	ESPN2
Tangerine Bowl (Florida Citrus Bowl)	Dec. 21	7:30 p.m.	ESPN
GMAC Bowl (Ladd Peebles Stadium)	Dec. 22	8 p.m.	ESPN
PlainsCapital Fort Worth Bowl (Amon Carter Stadium)	Dec. 23	6:30 p.m.	ESPN
Las Vegas Bowl (Sam Boyd Stadium)	Dec. 23	9:30 p.m.	ESPN
Sheraton Hawaii Bowl (Aloha Stadium)	Dec. 24	2 p.m.	ESPN
MPC Computers Bowl (Bronco Stadium)	Dec. 27	2 p.m.	ESPN
Motor City Bowl (Ford Field)	Dec. 27	5:30 p.m.	ESPN
Independence Bowl (Independence Stadium)	Dec. 28	TBA	ESPN
Insight Bowl (Bank One Ballpark)	Dec. 28	9:30 p.m.	ESPN
MasterCard Alamo Bowl (Alamodome)	Dec. 29	8 p.m.	ESPN
Silicon Valley Football Classic (Spartan Stadium)	Dec. 29	11 p.m.	ESPN2
Continental Tire Bowl (Ericsson Stadium)	Dec. 30	1 p.m.	ESPN
EV1.net Houston Bowl (Reliant Astrodome)	Dec. 30	3:30 p.m.	ESPN
Emerald Bowl	Dec. 30	4:30 p.m.	ESPN2
Pacific Life Holiday Bowl (Qualcomm Stadium)	Dec. 30	8 p.m.	ESPN
Gaylord Hotels Music City Bowl (The Coliseum)			
Presented by Bridgestone	Dec. 31	Noon	ESPN
Vitalis Sun Bowl (Sun Bowl Stadium)	Dec. 31	2 p.m.	CBS
AutoZone Liberty Bowl	Dec. 31	3:30 p.m.	ESPN
(Liberty Bowl Memorial Stadium)			
Chick-fil-A Peach Bowl (Georgia Dome)	Dec. 31	7:30 p.m.	ESPN
Outback Bowl (Raymond James Stadium)	Jan. 1	11 a.m.	ESPN
SBC Cotton Bowl (Cotton Bowl Stadium)	Jan. 1	11 a.m.	Fox
Toyota Gator Bowl (Alltel Stadium)	Jan. 1	12:30 p.m.	NBC
Capital One Bowl (Florida Citrus Bowl)	Jan. 1	1 p.m.	ABC

## Bowl Championship Series Games

Rose Bowl (Rose Bowl Stadium)	Jan. 1	5 p.m.	ABC
Tostitos Fiesta Bowl (Sun Devil Stadium)	Jan. 1	8:30 p.m.	ABC
Nokia Sugar Bowl (Louisiana Superdome)	Jan. 3	8 p.m.	ABC
FedEx Orange Bowl (Pro Player Stadium)	Jan. 4	8 p.m.	ABC



## Badger Fund



To sustain the kind of academic and athletic success that has characterized the UW-Madison as one of the nation's finest athletic programs, there must be widespread support.

That support begins at the top, through the commitment of the Board of Regents of the University of Wisconsin System, the UW-Madison Chancellor's Office and the Athletic Board. That commitment extends to the thousands of Badger supporters throughout the nation who contribute in many different ways.

Ultimately, the success of the Department of Athletics depends in great part on the collective loyalty and generosity of alumni and friends. One of the areas in which people can support Wisconsin Athletics is through their contributions to the Badger Fund.

The Badger Fund was started to enhance the University's athletic programs by helping to financially support more than 750 student-athletes in 23 sports as they strive for excellence both academically and athletically.

Because the UW-Madison Athletic Department receives none of its \$64.6 million annual budget from state appro-

priations, private support is essential to its continued success.

Contributions to the Badger Fund from more than 14,000 individuals and companies fund the scholarship needs of student-athletes and help provide the finest public university education and athletic facilities experiences available.

Your continued support will help UW student-athletes achieve their academic and athletic dreams, and will assist the Division of Intercollegiate Athletics in its effort to reach lofty goals both on the field and in the classroom.

For more information on the membership benefits of the Badger Fund, please contact the office staff at:

Phone: (608) 262-1000  
 Fax: (608) 265-0788  
 E-mail: [badgerfund@athletics.wisc.edu](mailto:badgerfund@athletics.wisc.edu)  
 Address: Badger Fund  
 Kellner Hall  
 1440 Monroe Street  
 Madison, WI 53711

Director of the Badger Fund is former Badger All-Big Ten tennis player Marija Neubauer.



The Mendota Gridiron Club, incorporated in 1979, originated as the Mendota Association in 1949. From the original small group of strong and loyal Wisconsin football fans, the club has grown over the years and members currently number in the thousands. Today, members have the opportunity to assist the football staff in continuing the successful program established in recent years.

Any individual may become a member of the Mendota Gridiron Club, Inc., by contributing money, material or services needed and requested by the Athletic Department for the football program. All contributions (cash or in kind) entitle the contributor to membership status for the calendar year in which the contribution is made.

Contributions made to the Mendota Gridiron Club will earn credit in the Badger Fund Priority Point System and count toward your annual giving levels and related Badger Fund benefits.

Benefits of membership in the Mendota Gridiron Club, which has regional clubs throughout Wisconsin and Illinois, include weekly meetings during the football season, sponsorship of the annual football banquet, a party to celebrate the end of recruiting season in February, the annual Barry Alvarez Shoot Out golf tournament and the Alvarez Invitational golf tournament.

For more information, or to join the Mendota Gridiron Club, call 608-262-7200 or write the organization at: 1440 Monroe Street, Madison, WI 53711.

President: John Flesch  
 Executive Director: Wayne Esser  
 Office Manager: Linda Wilkins  
 Secretary: Barbara Geurts



# WELCOME TO THE UNIVERSITY OF WISCONSIN

## THE WISCONSIN EXPERIENCE

A World Class University .....	210
Top-Ranked Academics .....	211
Student Life.....	212
A Beautiful Campus .....	213
Famous Alumni .....	214
Administration .....	215
A Winning Athletic Program .....	216
Wisconsin Traditions.....	218
Badgers in the Community .....	219
Fetzer Academic Center .....	220
Endowed Athletic Scholarships .....	221
Sports Medicine .....	222
Strength & Conditioning.....	223
Wisconsin Sports Facilities.....	224
Madison: A Great College Town.....	228

# A World-Class University

The University of Wisconsin, one of the nation's largest and most productive institutions of higher education, is dedicated to the support of academic freedom.

Founded in 1848, the first class of 17 students enrolled Feb. 5, 1849. Today, Wisconsin ranks as the nation's ninth largest university with 41,507 students.

On a single campus, students can find a complete spectrum of liberal arts studies, professional programs and student activities. Wisconsin has ranked among the top educational institutions in the country in every published survey of faculty and administrators since the early 1900s.

As one of the nation's first land-grant universities, Wisconsin maintains a strong research emphasis in agricultural and life sciences. Award-winning research spanning the academic disciplines, however, has earned Wisconsin a place among the world's elite institutions of higher education. The quality of its undergraduate, graduate and research programs is recognized around the world.

The flagship school of the state system, UW-Madison offers the only public schools of law, medicine and veterinary medicine in the state and is one of only two state-supported schools to offer doctoral degrees.

One of the most picturesque college campuses in the country, Wisconsin sits along the shore of beautiful Lake Mendota. The city of Madison and the University were designed to be linked, signifying the interrelated nature of academic and political life at Wisconsin.

Bascom Hall serves as the centerpiece of the campus. It sits atop the beautiful tree-lined Bascom Hill, which offers a magnificent view of downtown Madison.

## PROGRAMS & RESOURCES

Undergraduate Majors—138

Academic Departments—185

Doctoral, Master's and Professional Graduate Programs—271

Courses—4,224/Sections—13,564


Average Class Size—29 students

Libraries—45/Volumes—6.3 million

Computer Labs—70/Computers—1000

## SCHOOLS & COLLEGES

College of Agricultural & Life Sciences  
School of Business  
School of Education  
College of Engineering  
School of Human Ecology  
College of Letters and Science  
School of Nursing  
School of Pharmacy  
Graduate School  
School of Veterinary Medicine  
Law School  
Medical School



Top: The Carillon Tower

Middle: A class heads outside to take advantage of a beautiful spring day on Bascom Hill.


Right: Commencement in the Kohl Center celebrates the end of a successful college career at Wisconsin.

# Top-Ranked Academics



Learning opportunities for UW students can vary from traditional classroom lectures (above) to individualized laboratory projects (right) to work experiences in the community.

Bottom: Students in a computer lab.



## FACULTY/ALUMNI AWARDS

Fulbright Scholars—7  
National Medals of Science—10  
Nobel Prizes—17  
Pulitzer Prizes—24  
Rhodes Scholars—6  
Truman Scholarships—11  
Wolf Foundation Prizes—4  
American Physical Society Fellows—53  
National Academy of Education—5  
National Academy of Engineering—17  
National Academy of Public Administration—2  
National Academy of Sciences—53  
National Academy of Sciences Institute of Medicine—4  
Royal Society of London—2

A university is known by the quality of its faculty. Wisconsin is a university that produces Nobel Prize winners, recipients of the National Medal of Science, Pulitzer Prize winners, and members of the National Academies of Science, Engineering, and Education. Only a handful of universities, along with UW-Madison, can claim top ranking in nearly every independent survey, year after year.

► *U.S. News & World Report, 2004*—Ranks Wisconsin as the seventh-best public university and 32nd among all universities. The UW also ranked among the 25 best institutions for “first-year experiences,” “undergraduate research/creative projects,” “learning communities” and “study abroad.”

► *Fiske Guide to Colleges, 2004*—UW is ranked as one of 18 public universities that are “Best Buys.”

► *Kiplinger's Personal Finance Magazine, 2004*—Ranked 13th among the 100 Best Values in Public Colleges.

► *Princeton Review, 2004*—Lists Wisconsin in “The Best 351 Colleges” and Madison among the “Great College Towns.”

► *Greene's Guides, 2004*—Lists Wisconsin as one of 17 “Public Ivies.”

► *Barron's Best Buys in College Education, 2002*—Ranked among 260 schools as a best buy.

## Other Rankings

► *Fortune 500 Companies*—Ranks second in the number of graduates who become chief executives in *Fortune 500* companies.

► *Peace Corps*—Ranks first among number of alumni serving in the Peace Corps and second in the number of Peace Corps volunteers.



► *Research & Development*—Ranks second among public universities and third among all universities for research expenditures. In 2002–03, UW-Madison received more than \$583 million in extramural research awards.

► *Voluntary Support*—Ranks second in voluntary support among public universities.

► *Libraries*—Ranks ninth in number of volumes (6.3 million) and campus libraries (45).

► *Doctorates*—Ranks fourth in research doctorates granted.

## Student Life



Top: The Wisconsin Film Festival features more than 100 independent feature films, documentaries, experimental films and shorts from around the world.

Left: The 14th Dalai Lama, Tenzin Gyatso is just one of many renowned people to speak at the UW.

Bottom: Playing broom ball on Lake Mendota during the Hoofers Winter Carnival.



Student life at Wisconsin is more than books, term papers and exams. Some of the most important lessons learned at Wisconsin occur far from any lecture hall or lab.

UW students come from every county in the state, every state in the nation and over 100 countries around the world. Wisconsin ranks third in the nation in total foreign student enrollment. The UW is designed to encourage involvement—academically and socially. Students come here to be part of something bigger—to choose from a range of options seldom found.

More than 680 student organizations, extensive recreational programs, modern fitness facilities, performing arts groups, Big Ten athletics, and ongoing cultural, social, and political events will provide you with hundreds of ways to get involved and challenge yourself. Whatever your interests, you can connect with others who share your enthusiasm.

The hub of student life on campus is the Memorial Union. With good food, live music, freshly made Babcock ice cream, movies and study lounges, you can eat well, be entertained, enjoy a good book or good company. The Union welcomes more than 15,000 students through its doors each day. It's no wonder the Union is considered the "living room of campus."



**"The primary purpose of the University of Wisconsin-Madison is to provide a learning environment in which faculty, staff, and students can discover, examine critically, preserve and transmit the knowledge, wisdom and values that will help ensure the survival of this and future generations and improve the quality of life for all."**



### **DID YOU KNOW?**

Wisconsin is the only university in the nation with two student newspapers.


# A Beautiful Campus

**T**he University of Wisconsin campus rolls for 933 acres along the shores of Lake Mendota, encompassing wooded hills, friendly shores, and the streets of downtown Madison.

Relax on the Memorial Union terrace with sailboats, canoes, sailboards, and kayaks in the background. The Lakeshore Path is a pedestrian and bicycle-only trail that runs from the Union to Picnic Point, a peninsula that juts out into Lake Mendota. Along the way are numerous beaches or spots to stop and enjoy the beautiful lake views.


Spend an hour alone with your thoughts walking the trails of the UW Arboretum, a 1,262-acre nature preserve right in the middle of the city. Or visit Wisconsin's majestic State Capitol building only minutes away from campus.

And if ever you find yourself with a free afternoon, you may wish to enjoy lunch or a latte with friends at one of the many restaurants lining State Street in the heart of downtown Madison.



## OUTSIDE THE CLASSROOM

- More than 680 student organizations
- More than 500 performing arts events each year
- Campus has 325 acres of natural areas for teaching, research and public enjoyment plus the 1,262-acre arboretum
- More than 40 club and intramural sports
- Five indoor athletic facilities and 63 areas of outdoor field space



The Memorial Union terrace is a favorite gathering place for students.



Top: The Allen Centennial Gardens.

Center: Babcock Hall is the site of the UW's dairy plant which makes its own cheese and ice cream fresh daily. Babcock ice cream is a favorite on the UW campus and can also be purchased at the student unions.

Bottom: A pedestrian walkway at the base of Bascom Hill.

# Notable Alumni



Jane Kaczmarek, a 1979 graduate of Wisconsin, plays the mother Lois on "Malcolm in the Middle."

## Athletics

**Kenneth Behring** ('51), owner, Seattle Seahawks

**Chris Chelios** (x'83), NHL player, Detroit Red Wings

**Michael Finley** (x'95), NBA player, Dallas Mavericks

**Mark Johnson** ('94), NHL player, 1980 Olympic gold medalist ("Miracle")

**Buddy Melges** ('51), America's Cup skipper

**Allan "Bud" Selig** ('56), commissioner, Major League Baseball

**Troy Vincent** (x'92), NFL player, 2002 Walter Payton NFL Man of the Year

## Arts & Entertainment

**Stephen E. Ambrose** ('57, PhD '63), author, biographer, historian

**Joan Cusack** ('84), actress ("Working Girl," "Grosse Pointe Blank," "In & Out")

**Michael Feldman** ('70), host of public radio show "Whad'Ya Know?"

**Jane Kaczmarek** ('79), actress ("Malcolm in the Middle")

**Steve Miller** (x'67), singer

**Joyce Carol Oates** (MA '61), novelist

**Ben Sidran** ('67), jazz pianist

**Boz Skaggs** (born William Royce, x'66), singer

**Daniel J. Travanti** ('63), Emmy Award-winning actor ("Hill Street Blues")

**Butch Vig** ('80), musician, Garbage

**Eudora Welty** ('29), Pulitzer Prize-winning novelist

**Tom Wopat** (x'74), TV actor ("The Dukes of Hazzard")

**Frank Lloyd Wright** (x1890), architect

**David Zucker** ('70) and **Jerry Zucker** ('72), producers and directors ("Naked Gun", "Airplane")

## Business

**John P. Morgridge** ('55), chair Cisco Systems

**Arthur C. Nielsen Sr.** ('18), founder of A.C. Nielsen Co. (TV ratings)

**Tom Pyle** (MBA '63), chairman and president, Pyle Group, former chairman and CEO, Rayovac Group

**Lee R. Raymond** ('60), chairman and CEO, Mobil Exxon

## Media


**Rita Braver** ('74), national reporter, CBS News

**Jane Brody** (MS '63), health columnist, *New York Times*


**William Evjue** (x'06), founder of *The Capital Times*

**Jeff Greenfield** ('64), news analyst, CNN

**Greta Van Susteren** ('76), news analyst, CNN



Film director and UW-Madison alumnus Jerry Zucker speaks to graduates during spring 2003 commencement ceremonies in the Kohl Center.



UW's environmental studies program is named after Gaylord Nelson, former U.S. senator and founder of Earth Day.

## Politics

**Dick Cheney** (x'68), vice president of the United States

**James Doyle** ('67), Governor of Wisconsin

**Herb Kohl** ('56), U.S. Senator; owner, Milwaukee Bucks

**Gaylord Nelson** (LLB '42), former U.S. Senator and founder of Earth Day

**Tommy Thompson** ('63, JD '66), U.S. Secretary of Health and Human Services

## Science

**Charles Lindbergh** (x'24), aviator who completed the first solo trans-Atlantic flight

**Jim Lovell** ('50), astronaut, Apollo 13 mission (portrayed by Tom Hanks in the movie)

**John Muir** (x1863), naturalist, father of national park system

**Brewster Shaw** ('68, MS '69), astronaut, space shuttle Columbia; former director, Space Shuttle Operations, NASA

*x indicates year person would have graduated had he or she not left the university*

# University & Athletic Administration



## Chancellor John D. Wiley

Chancellor John D. Wiley has worked to amplify the Wisconsin Idea and build on the research and teaching strengths that have made the University of Wisconsin so rich in accomplishment and tradition.


Since being named as the UW-Madison's 27th chancellor on Jan. 1, 2001, Wiley has aimed to enhance the university's role in creating a new, more viable economic future for Wisconsin while opening avenues to innovation and learning.

Wiley has presided over unprecedented growth on the west side of campus, which is being transformed into one of the nation's great health-sciences centers.

He also has mapped an east side redevelopment that will create a vibrant arts-and-humanities district to anchor the lower State Street area.

The chancellor has been a leader in efforts to expand on-campus student housing to meet demand, stem high-risk drinking and integrate athletics into the mainstream of university life. Wiley has reached out to the private sector by creating the Office of Corporate Relations to serve the increasing needs of the business community and help to build a more prosperous Wisconsin economy.

Wiley received his bachelor's degree in physics from Indiana University in 1964; attended graduate school at UW-Madison as an NSF Fellow and received master's and doctoral degrees in physics in 1965 and 1968, respectively.



## Athletic Director Barry Alvarez


Barry Alvarez began his head football coaching duties at Wisconsin in 1990, and in April of 2004 began a dual role when he assumed the responsibility of Director of Athletics.

Alvarez has been at the forefront of the revival of the Badger athletic program during his entire tenure in Madison. He has guided Wisconsin to three Big Ten and Rose Bowl titles (including back-to-back in 1998-99) en route to becoming the winningest football coach in school history (99-67-4 record).

His 7-2 (.777) record in bowl games with the Badgers is among the best in college football history. The 1993 national coach of the year, he is a two-time (1993 and 1998) Big Ten coach of the year and was a finalist for ESPN's coach of the decade (1990s) honor.

Alvarez is a 1969 graduate of the University of Nebraska, where he played linebacker and went on to earn his master's degree. He received a Distinguished Alumnus Award from his alma mater in 2003.


Alvarez and his wife, Cindy, are the parents of three grown children: daughters Dawn (Mrs. Brad Ferguson) and Stacy (Mrs. Mike Delzer); and son Chad. Barry and Cindy are grandparents to Joe and Jake Ferguson, and Grace Delzer.




Deputy Athletic  
Director Jamie  
Pollard




Senior Associate  
Athletic Director Cheryl  
Bailey



Senior Associate  
Athletic Director Vince  
Sweeney



Associate Athletic  
Director Doug Beard



Associate Athletic  
Director John Chadima



Associate Athletic  
Director David Harris



Associate Athletic  
Director Steve  
Malchow

# A Winning Athletic Program

The University of Wisconsin offers its student-athletes one of the premier intercollegiate athletic programs in the country. Its student-athletes receive the best in education, coaching, support services, travel and competition on the national and conference levels.

Celebrating more than 100 years of competition in some men's sports, Wisconsin's men's teams compete in basketball, cross country, football, golf, ice hockey, rowing, swimming and diving, soccer, tennis, track and field, and wrestling.

Established July 1, 1974, the 12-sport women's athletic program offers basketball, cross country, golf, ice hockey, lightweight rowing, openweight rowing, soccer, softball, swimming and diving, tennis, track and field, and volleyball.

## 2003-04 Big Ten Conference Champions




Men's Cross Country

## 2003-04 NCAA/ NATIONAL FINISHES

Basketball	
Men	Second Round
Cross Country	
Men	2nd
Women	26th
Hockey	
Men	Quarterfinals
Women	5th
Rowing	
Men	12th
Ltwt. Women	1st
Open. Women	11th
Swimming	
Men	16th
Women	10th
Tennis	
Women	First Round
Indoor Track & Field	
Men	T10th
Women	T33rd
Outdoor Track & Field	
Men	T10th
Women	T48th
Volleyball	Second Round
Wrestling	T29th



Men's Indoor Track




Men's Outdoor Track



Top: The Wisconsin men's basketball team won the Big Ten Conference Tournament behind tournament MVP Devin Harris (far right).

Right: Senior Bethany Pendleton was named the UW's female athlete of the year after being named the Big Ten Swimmer of the Year.


Bottom: The Wisconsin women's lightweight varsity eight boat won the national title at the IRA Championships.




## NCAA CHAMPIONSHIPS



In the last 11 years, the University of Wisconsin has hosted five NCAA championships and an NCAA men's basketball regional.




The Badgers have played host to the NCAA Men's Ice Hockey championship in 1993 and 1997. The 1993 event sold out in three months, the fastest sellout in NCAA hockey history.




Wisconsin played host to the NCAA Women's Volleyball Championship in 1993 and 1998. The Badgers shattered the attendance records for the championship match and two-day event both years.



The UW was also the site of the 1998 NCAA Division I Women's Golf Championship. The event was the first national championship held at University Ridge Golf Course and the first women's championship shown live on national television.




The NCAA Men's Basketball Tournament came to Wisconsin in 2002 when the Badgers played host to a regional in the Kohl Center.



## UW IN THE NACDA DIRECTORS' CUP

1993-94	12th	1999-00	17th
1994-95	17th	2000-01	20th
1995-96	18th	2001-02	26th
1996-97	24th	2002-03	24th
1997-98	T34th	2003-04	25th
1998-99	T25th		

# Wisconsin Traditions



Top: Bucky Badger and the UW Band take the field before a football game.

Bottom: Basketball fans celebrate in the Kohl Center.

## SCHOOL SONGS

On Wisconsin, On Wisconsin  
Plunge right through that line,  
Run the ball clear down the field, boys  
Touchdown sure this time.  
On Wisconsin, On Wisconsin  
Fight on for her fame.  
Fight fellows, Fight! Fight! Fight!  
We'll win this game!

Var-sity! Var-sity!  
U-rah-rah! Wisconsin!  
Praise to thee we sing  
Praise to thee our alma mater  
U-rah-rah, Wisconsin!

## Badger Nickname

The nickname "Badgers" was borrowed from the state of Wisconsin, which was dubbed the "Badger State." The name didn't come from the animals in the region, but rather from an association with lead miners in the 1820s. Without shelter in the winter, the miners had to "live like Badgers" in tunnels burrowed into hillsides.

## Bucky Badger

Although badgers in various forms had been the University of Wisconsin mascot for decades, the version that is currently known as Bucky, sporting a cardinal and white sweater, was first drawn in 1940 by professional illustrator Art Evans.

In 1949, a student wore a badger outfit with a papier-mâché head at the homecoming game. A pep rally was held to determine the mascot's name—Buckingham U. Badger.

## Bud Song

An integral part of any Wisconsin band performance is the playing of the Bud song. The tune is a spinoff of the song "You've said it all," a jingle with words and music originally written by Steve Karen for Budweiser beer commercials. The song has become legendary at the UW because of its polka-like rhythm.

## Fifth Quarter

The Wisconsin band has become nationally famous for its post-game celebration called the Fifth Quarter. Win or lose, fans sing, dance and cheer the band as it plays traditional favorites like "On, Wisconsin" and the Bud song.

## On Wisconsin

The tune was composed in 1909 by William Purdy, with the words written by UW alumnus Carl Beck, who rewrote them in 1951. Some 2,500 schools and colleges have adopted the music and changed the words to suit their needs.

## WISCONSIN ATHLETICS MISSION STATEMENT

The Division of Intercollegiate Athletics at the University of Wisconsin–Madison dedicates itself to the mission of providing athletic opportunities to a wide range of students and an environment in which all student-athletes can achieve their academic and competitive goals. The Division strives to provide equitable opportunities for all student-athletes and staff, regardless of gender or ethnic background. To honor its academic mission and that of the university, the Division supports the educational aspirations, academic progress and general welfare of the student-athlete. In competition, the Division fosters principles of sportsmanship, respect and fair play. In all of its activities, the Division insists on integrity, ethical conduct and accountability.

## Badgers in the Community

The Madison community is extremely supportive of the University of Wisconsin athletic teams and its many student-athletes. In return for that support, many student-athletes take time out of their busy schedules to show their appreciation and involvement in the city of Madison and Dane County through their community service efforts.


Student-athletes have assisted in a variety of service projects including the AIDS Support Network, Big Brothers and Big Sisters, Habitat for Humanity, Hammer with a Heart, Special Olympics, United Way, Very Special Arts, visiting children in local hospitals with the Amanda the Panda program, and volunteering at local schools in the Bookin' It with Bucky program.

The athletic department also donates a number of tickets and memorabilia to local charities for fund-raising purposes.



Left: Members of the football team paint a house for Habitat for Humanity.

Below: The Bookin' It With Bucky program rewards kids for reading.



### NCAA Compliance

As a member of the Big Ten Conference, Western Collegiate Hockey Association, and the National Collegiate Athletic Association (NCAA), the University of Wisconsin must abide by many rules and regulations. Below is general information on how these guidelines apply to prospective student-athletes and representative of athletics interests.

#### Definitions

A prospective student-athlete is any student who has started classes for the ninth grade. Before the ninth grade, one becomes a prospective student-athlete if a college gives the individual (or his/her relatives or friends) any financial aid or other benefits that the college does not provide to prospective students generally.

A prospective student-athlete is recruited at a particular university when its coach approaches the prospect (or any member of the prospect's family) about enrolling and participating in athletics at that college by any one of the following three ways:

- Providing an official visit to the university's campus;
- Having an arranged, in-person, off-campus encounter with a prospect or the prospect's family; or
- Placing more than one telephone call to a prospect or any other member of his/her family.

A representative of the UW's athletics interests ("booster") is anyone who . . .

- is an alumnus of the UW
- has contributed to a Badger athletic program
- has helped arrange employment of enrolled and prospective UW student-athletes
- has been involved in any way promoting the Badger athletic program.

#### The Recruiting Process

Institutional staff members have very specific recruiting guidelines that vary by sport. The major areas are: telephone calls, contacts, evaluations, campus visits, correspondence, and highlight films/videotapes.

In addition to general recruiting regulations, no booster can be involved in recruiting (e.g., no phone calls, letters, or in-person contacts).

#### Eligibility

Prospects who intend to participate in Division I intercollegiate athletics must register with and be certified by the NCAA Initial Eligibility Clearinghouse. Please contact your high school counselor for more information on this process, especially regarding the requirements to be eligible.

#### Extra Benefits

By NCAA definition, an extra benefit is any special arrangement by an institutional

employee or a booster to provide a student-athlete or a student-athlete's relative or friend a benefit that is not expressly authorized by NCAA legislation. This is prohibited. If the benefit is demonstrated to be generally available to ALL UW STUDENTS or their relatives or friends determined on a basis unrelated to athletic ability, it is not a violation of NCAA rules.

Extra benefits are also not permissible for prospective student-athletes. They are called offers and inducements, and include any benefit such as cash, clothing, cars, improper expenses, transportation, gifts or loans to encourage you to sign a National Letter of Intent or attend an NCAA university. UW Compliance On-Line Training Program Compliance Rules and Regs is a compliance training program available on the Internet. Student-athletes, coaches and designated athletic department staff are required to complete the program, while boosters are encouraged to participate. Please go to [www.uwbadgers.com](http://www.uwbadgers.com) under the tab for "Compliance" to check it out.

Since this is not an all-inclusive summary, we encourage you to contact the UW Compliance Office at (608) 265-2973 with any questions. Information can also be found at [www.uwbadgers.com](http://www.uwbadgers.com) and [www.ncaa.org](http://www.ncaa.org).

## Fetzer Student-Athlete Academic Center

The Fetzer Student-Athlete Academic Center has been helping Wisconsin student-athletes to achieve their academic goals since 1997.

The 15,000-square-foot, state-of-the-art facility serves the needs of all student-athletes. The center features an open area with carrels that can accommodate up to 30 students. There are eight study rooms of different shapes and sizes, including a 55-seat auditorium. A state-of-the-art computer lab, under coordinator Jim Eisenmann, is networked to allow access to email, the library system's electronic catalog and the web while the entire center is wired with voice/data jacks and power ports.

Associate Athletic Director David Harris supervises a staff of five advisors, four learning specialists and a tutor coordinator who conduct the academic services offered to the more than 700 student-athletes. The advising staff of Tom Browne, Chris Butler, Jerry Darda, Mary Weaver-Klees and Alan Zussman as well as tutorial coordinator Jill Hadfield work along with learning specialists Doug Tiedt (assistant director), Dan Ott, Maryellen Rock and Nancy Gatyas to render quality academic and personal support to student-athletes and assist coaches in providing the best possible collegiate experience. The staff, including program assistant Nancy Kreklow, has a comprehensive understanding of academics at Wisconsin, and a permanent line of communication with all university departments. Study groups, tutors and a variety of academic and career planning are available throughout the year.

Student-athletes can drop in before practice or between classes to study or meet with the advisors and learning specialists whose offices are located in the center. Sessions are offered on a one-to-one basis at a time appropriate for the student-athlete. Athletes are degree-oriented while allowing for the flexibility to explore different areas. The staff takes a personal approach to each student-athlete in determining his or her individual needs, personal or academic.

Student-athletes at Wisconsin receive recognition for outstanding academics in a number of ways on the national, conference and university level. The annual Student-Athlete Academic banquet recognizes student-athletes off the field of play.



The Fetzer Student-Athlete Academic Services Center, a state-of-the-art facility located in the lower level of the McClain Center, opened in 1997. The \$2.1 million center is one of the best in the nation and includes eight study rooms, a computer room, and a 55-seat auditorium.

### CHAMPS LIFE SKILLS PROGRAM

The University of Wisconsin dedicates itself to providing athletic opportunities to a wide range of students and an environment in which all student-athletes can achieve their academic and competitive goals.

The CHAMPS Life Skills Program (Challenging Athletes Minds for Personal Success), under the direction of Kelli Richards, provides support to enable student-athletes to grow intellectually, physically, socially, emotionally and ethically.

- Support efforts of every student-athlete toward intellectual development and graduation.
- Use athletics as preparation for success in life.
- Meet the changing needs of student-athletes.
- Promote respect for diversity among student-athletes.
- Enhance interpersonal relationships in the lives of student-athletes.
- Assist student-athletes in building positive self-esteem.
- Enable student-athletes to make meaningful contributions to their communities.
- Promote ownership by the student-athletes of their academic, athletic, personal and social responsibilities.
- Enhance partnerships between the NCAA, member institutions and their communities for the purpose of education.
- Encourage the development of leadership skills.

# Endowed Athletic Scholarships

At the University of Wisconsin, endowment funds to support athletic scholarships are created through gifts to the UW Foundation. A portion of the income from the endowed fund is used each year for scholarship support and the remainder is reinvested in the principal.

The following endowed scholarships, named for the donor or for someone the donor wishes to honor, provide grants-in-aid to Badger student-athletes.

For information about how to endow a named scholarship in athletics, please contact:

Trent Jackson, Director of Development—Athletics  
University of Wisconsin Foundation  
1848 University Ave.  
Madison, WI 53726  
Phone: (608) 263-4545  
trent.jackson@uwfoundation.wisc.edu

## Endowed Scholarships

### Men's Basketball

Gordon L. and Lois V. Brunzell  
Dick and Marlene Cable  
Rex Capwell  
Jerry and Kelley Kilcoyne \*  
Ron Krantz  
Richard Ludtke Memorial  
Jim McCallum Memorial  
Richard W. and Ellen H. Meister  
Men's Basketball Alumni  
Tim and Beth Mielcarek  
Albert O. Nicholas  
Thomas F. Pyle  
Floyd W. and Ruth B. Radel  
Verick/Gaspardo Family  
Charles H. Vogts  
John McMynn Williams  
John E. and Glenn M. Wise

### Women's Basketball

HoopTroop  
Purple Moon Foundation

### Women's Crew

Sarah Gornick Memorial  
Wisconsin Rowing Endowment

### Football

Michael and Edith Agazim Memorial  
Barry Alvarez  
Alan Ameche  
Art Brazy  
Charles H. Carpenter  
Robert J. Curry Family  
Raymond M. and Margaret F. Davis  
Ron Dayne  
Jimmy Demetral  
Alfred and Bernice DeSimone  
Elroy "Crazylegs" Hirsch Memorial  
John Jardine Memorial  
Jack F. Kellner Memorial  
Ron Krantz in honor of John Jardine  
Ken and Betty Kruska Family  
Lloyd Larson  
John Messmer  
Gary Messner  
Robert Monteith  
Francis A. Ogden and Mary Louise Monteith  
Floyd W. and Ruth B. Radel  
Pat Richter  
Lowell R. Robbins  
Paul and Diane Root

### Schreiner-Hoskins

Kenneth M. Schricker Memorial  
Peter Daniel Seligman  
Marv and Judy Siegert \*  
John Simic Educational Fund  
David V. Uihlein/Elroy Hirsch  
Troy Vincent Family  
Gerald A. and Lucy Welch  
Tom Wiesner

### Men's Golf

Wisconsin Golf Club  
Peter Gambino Memorial

### Women's Golf

Frank Molinaro Memorial

### Men's Hockey

Chuck and Jane Ellis in honor of John L. Riley  
Howard Family  
Marnee Loeffler Memorial  
H. H. Petrie Memorial  
Wisconsin Men's Hockey

### Men's Soccer

David R. and Anne G. Nerenz

### Softball

Irwin and Robert Goodman

### Swimming (General)

Charles P. LaBahn

### Men's Swimming

Ralph E. Petersen

### Women's Swimming

Bob and Honner Cooper

### Tennis (General)

Arthur and Lillian Hildebrandt  
Armund J. "Pug" Schoen

### Men's Tennis

Badger Crosscourt Club  
C. Harvey Sorum Memorial

### Women's Tennis

Badger Advantage Club  
Alice Higgitt Helminiak

### Men's Track/Cross Country

Mel Goldin Memorial  
Jack F. Kellner Memorial  
Guy Sundt  
George L. Wright

### Women's Track/Cross Country

Peter Tegen

### Volleyball

Steve Lowe Memorial

### Wrestling

Theodore and Marcella Albrecht \*  
Duane Kleven  
Wisconsin Wrestling

### Men's Athletic (General)

Jim Kalscheur/Ron Krantz  
Jim Kalscheur/Ron Krantz  
Henry McCormick Memorial  
Charlie Mohr Memorial  
Frank & Esther Nickerson Memorial  
Allen J. Shafer

### Women's Athletic (General)

Edessa K. Lines  
Kit and Buzz Nordeen  
Ursula Schmitt  
Women's Intercollegiate Sports Club

### General Athletic

Anita J. Angus  
P. Goff Beach Memorial  
Neal and Joann Brunner  
Jim Doriot  
Warren R. Jollymore Memorial  
Forrest and Mildred Kubly  
Mildred K. and Kenneth J. Kuebler  
Lakeland Union High School  
Harold Ofstie Memorial  
Kathryn E. Parkinson  
James Plopper  
Harlan B. Rogers  
Charles K. and William B. Roys Memorial  
Harold and Doreen Scales  
William E. Schmidt  
George Shinnors Family Athletic  
William and Eva Mae Stolte Memorial  
Butch and Ruth Strickler  
William E. Walker  
Jeffrey M. White Family  
Francis A. and Elizabeth N. Wiesner  
J. Nash Williams  
Wisconsin Eastern Alumni  
Dwight and Bonnie Ziegler

\* Indicates rotating athletic scholarship

## Estate/Deferred/Insurance Gifts

Perry Armstrong (Athletic)  
Charles Claflin  
Mark Cullen in honor of John Jardine (Football)  
Roger Dornburg  
Violet Higgitt Frank (Tennis)  
Trent Jackson Family (Basketball)  
John M. Keil Family  
Ronald McDevitt (Swimming)  
John B. Menn (Football)  
Harold & Shirley Montross (Women's Athletic)  
Bill Nathenson Memorial (Football)  
Milton Neshek  
Michael M. Nicholson (Football)  
Janet Petrie (Football and Basketball)  
David Pientok  
F. Thomas Radtke Memorial (Football)  
William Schultz (Football)  
Robert Mark Sickels (Soccer)  
Thomas R. and Mary W. Stephens (Tennis)  
Tom Talbot (Wrestling)  
L.N. Van Dyke (Football)

## Program & Operational Support Funds

John G. Gerlach Memorial  
Alan Reid Geweke (Men's Crew)  
Robert and Irwin Goodman  
James E. Ivins (Men's Crew)  
Jean W. Kilgour (Women's Athletics)  
Phillip W. Mork Family (Crew)  
Mike Murphy (Crew)  
Louis F. Reinke  
Fred H. Ripley (Crew)  
Carol Robinson  
Howard and Helen Rogers Estate (Crew)  
Bo and Kelly Ryan  
Harry Emerson "Dad" Vail (Crew)  
Wisconsin Rowing Association  
Alan Zussman Student-Athlete

# Sports Medicine

**T**he sports medicine staff provides all University of Wisconsin student-athletes with high quality health care.

Wisconsin's Sports Medicine program features state-of-the-art facilities and the services of leading sports medicine and health care professionals.

The sports medicine staff consists of team physicians, dentists, athletic trainers, and a full-time nutritionist. The day-to-day care, prevention, and treatment of injuries to Badger athletes is supervised by a staff of 12 full-time and two graduate assistant National Athletic Trainers Association (NATA) certified and State of Wisconsin licensed athletic trainers.

Under the direction of head athletic trainer Dennis Helwig, the Sports Medicine program focuses on injury prevention. Full-time athletic trainers Karen Bloch, Beth Cranley, Greg Ehlers, Chuck Hart, Jan Helwig, Andy Hrodey, Mike Moll, Henry Perez-Guerra, Kristen Walker, Laura Walluk, and Ian Wood as well as graduate assistant trainers Holli Schaible and Nicole Gehrich utilize functional measures, measure physiological capacity and outline programs to improve flexibility.

Full-time nutritionist Jeremy Isensee provides dietary analysis and supervises training table meals to enhance the performance of the student-athletes.


The Sports Medicine facility in the McClain Center features an extensive collection of therapeutic and rehabilitation equipment including a 50-foot, two-lane-rehabilitation pool and an on-site x-ray facility. Considered one of the nation's finest, the McClain Sports Medicine Center offers an environment conducive to expedient care and a healthy return to competition.

Should an injury occur, athletes are seen immediately by team physicians affiliated with the world-renowned UW Hospital and Clinics. Medical director Dr. Ben Graf, an orthopedic surgeon, is responsible for all services provided to student-athletes. Orthopedic care is also provided by team physician Dr. John Orwin and Dr. Lee Kaplan. General medical care is directed by the head of primary care, Dr. Greg Landry, and he is joined by Dr. David Berhardt, Dr. Tom Best and Dr. Kathleen Carr.

In addition to the headquarters in the McClain Athletic Facility, auxiliary athletic training rooms are located in Camp Randall Stadium, Natatorium, UW Field House, and the Kohl Center. All training areas are equipped with the finest therapeutic modalities and rehabilitative apparatus.



The Wisconsin Sports Medicine facility features an extensive collection of therapeutic and rehabilitation equipment including a 50-foot, two-lane rehabilitation pool (bottom), and an on-site x-ray facility in the McClain Center.



Head Athletic Trainer Dennis Helwig

• • •

**“The University of Wisconsin Sports Medicine Program is designed to provide the student-athletes of UW access to high-quality sports medicine care, and through personal interaction, enhance the academic and athletic experiences of each individual.”**

**UW Sports Medicine  
Mission Statement**

• • •

# Strength & Conditioning

The Wisconsin strength and conditioning program is a key component in all of the Badger teams' success on the playing field. The program's goal is to increase the overall performance of each student-athlete, prevent injuries and help athletes reach their potential.

Strength and conditioning coordinator John Dettmann along with assistants Kerri Ariens, Brian Bott, Ben Herbert, Scott Hettenbach, Mike Potenza and Jim Snider work with the UW coaches to develop training programs to enhance each athlete's performance.

Badger athletes work on their strength programs in weight rooms in the McClain Center, Kohl Center and Camp Randall Stadium.


The McClain Center weight room is the largest of the facilities and features more than 45,000 pounds of free weights and more than 50 weight machines. The room has seven squat racks, eight bench press stations, eight flat-to-incline benches, six Olympic lift platforms and numerous other free weight stations.

The Kohl Center weight room is equipped with five custom-built free weight power platforms and 4,000 pounds of free weights. The room has nine pieces of cardiovascular equipment and three Vertimax jump trainers.

The Badger Den has five power stations with each station consisting of a platform for Olympic style lifting as well as a squat rack, bench press, incline bench press, pull-up station and a dip station. There are three lat-pull machines and seated row machines, a complete set of dumbbells and a complete set of plyometric boxes.



Wisconsin student-athletes benefit from seven full-time strength and conditioning coaches as well as three weight rooms in the McClain Center (top), Kohl Center (middle) and Camp Randall Stadium (right).



**"The goal of the Wisconsin strength and conditioning program is to train for total athletic excellence. We profile each student-athlete upon arrival and set up specific training regimens to help athletes reach their individual potential. The plan is to build overall strength, speed, agility and stamina. Our program is comprehensive and the end result is that we are as productive on the athletic field as possible."**

**John Dettmann, Strength & Conditioning Coordinator**

# Wisconsin Sports Facilities



Top: Camp Randall Stadium is the home of the football Badgers and has a seating capacity of nearly 80,000. The stadium is in the midst of a \$107 million renovation that includes a new office building, video scoreboards, suites and club seating as well as other improved fan amenities.

Right: The McClain Athletic Center features a 90-yard indoor practice field with artificial turf. The lower level houses the Fetzer Student Academic Center, the Sports Medicine headquarters, a fully equipped weight room, and locker rooms for football, track, softball, and soccer.





Left and Below:  
The Kohl Center is the home of the Badger basketball and hockey teams. One of the finest on-campus athletic facilities in the nation, the \$76 million structure includes a separate practice gym, locker rooms, lounge areas, and coaches' offices.



Left: Wisconsin's rowing programs look forward to a new boat house in the fall of 2004.



Left: The Wisconsin Field House, which seats 10,600, is the practice and competitive facility for the Badger volleyball team as well as the competitive facility for the wrestling squad.

Below: The Goodman Softball Diamond has an NCAA-regulation, natural grass field with a center-field distance of 220 feet, and foul line distances of 200 feet. The facility includes dugouts, locker areas, players' lounge, grandstand seating for 1,600, and media facilities.



Above: The swimming and diving teams have two pools for practice and competition. The Natatorium contains an eight-lane, 25-yard pool equipped with an automatic timing system and digital readout score board. The 50' x 40' diving well is fitted with three one-meter and two three-meter boards. The Southeast Recreational Facility (shown above) features an indoor long course pool with movable bulkheads.

Right: Nielsen Tennis Stadium is the year-round home of the Badger tennis teams. The stadium features 18 tennis courts (12 indoor and six outdoor), five squash courts and one squash doubles court, and seats 1,500 spectators.





Top: University Ridge, one of the finest golf courses in the Midwest, features a par-72, 18-hole course, 15,000-square-foot practice green and a 5,000-square-foot chipping green.

Right: The McClimon Outdoor Track and Soccer Complex, which is fully lighted, features a 400-meter Martin rubber surface with throwing and jumping areas in the infield. The soccer field is Olympic size and has natural grass.



Left: The Camp Randall Memorial Sports Center, or Shell, which seats 2,500 fans, features a 200-meter Martin rubber track with throwing and jumping areas in the infield.

# Madison: A Great College Town

A progressive, cosmopolitan city of more than 200,000 people, Madison possesses both small town charm and an urban sophistication usually found in much larger cities.

Over the past few years, Madison has garnered national accolades for its outstanding quality of life and work. The capital city is truly a creative haven where dozens of world-renowned athletes, scientists, artists, inventors, musicians, and world leaders have been born, raised, educated, and employed.

Downtown Madison lies on a half-mile wide strip of land between Lake Monona and Lake Mendota, making it one of only a few cities in the world built upon an isthmus. The rest of the city, including the University of Wisconsin campus, wraps around the lakes. Madison's famed State Street, a one-mile pedestrian mall linking the State Capitol Square with the UW campus, runs through the heart of the city and is lined with museums, eclectic boutiques, galleries, specialty shops, coffeehouses, ethnic eateries and nightclubs. State Street is also a great spot for people watching or just hanging out!

Madison's spectacular natural landscape abounds with opportunities for outdoor recreation and on any given day you may find someone fishing, swimming or sailing on the area's five lakes, or biking on the city's nearly 100 miles of bike trails. The Madison area is also a matchless host for many globally recognized athletic events, from ESPN's Great Outdoor Games to the Ironman Wisconsin Triathlon.

Whatever your preference for recreation or relaxation, you'll find plenty to do in Madison and encounter a diverse group of individuals who all call this place home.




Top: The State Capitol is the center of Madison's isthmus between Lakes Mendota and Monona.

Right: State Street is home to numerous shops and restaurants.

Bottom: Large crowds turned out in support of the 2003 Ironman in Madison.



Photo by A. Nicolette



**"No better college atmosphere can be found anywhere than in Madison with so many things to do. People come just to see how much students care for and love the opportunities the campus offers."**

**Princeton Review, 2004**

# Life in Madison

## June 2004

#2 Best Small City to Live  
*Men's Journal*

## May 2004

#1 in Nation for Business and Careers  
*Forbes*

## April 2004

One of 12 Best Walking Cities  
*Prevention*

## March 2004

#2 Medium Metro Area for Doing Business in America  
*Inc.*

## December 2003

One of the Best Designer Cities in the Country  
*HOW Design*

## November 2003

Healthiest City for Men  
*Men's Health*

## October 2003

Best Midsize City in the Midwest for Entrepreneurs  
*Entrepreneur*

## September 2003

#1 Best College Sports Town  
*Sports Illustrated on Campus*

## June 2003

Friendliest City in the Midwest  
*Midwest Living*

## June 2003

#2 Among America's Best Places to Live and Work  
*Employment Review*

## March 2003

One of Five Cities that Inspire  
*Delicious Living*

## February 2003

#5 Campus Scenes That Rock  
*Rolling Stone*

## July 2002


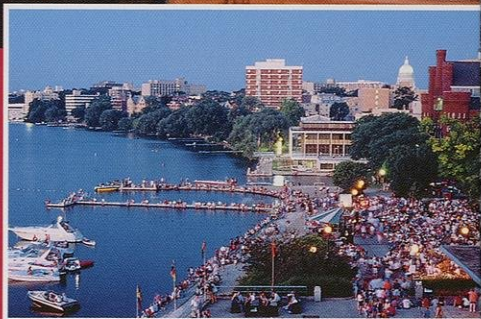

#1 Small-size City for Creativity  
*The Washington Monthly*

## July 2002


#2 Best Place to Live  
*Homeadvisor.msn.com*

## May 2002

#2 Best Place to Live and Work in America  
*BestJobsUSA.com*




## FOOTBALL SCHEDULE



**SEPTEMBER 4**  
**SEPTEMBER 11**  
September 18  
**SEPTEMBER 25**  
**OCTOBER 2**  
October 9  
October 16  
**OCTOBER 23**  
**NOVEMBER 6**  
November 13  
November 20

**CENTRAL FLORIDA**  
**UNLV**  
at Arizona  
**PENN STATE**  
**ILLINOIS**  
at Ohio State  
at Purdue  
**NORTHWESTERN**  
**MINNESOTA**  
at Michigan State  
at Iowa

Home games in CAPS. Times TBA.



# Badgers