



LIBRARIES

UNIVERSITY OF WISCONSIN-MADISON

Wisconsin women's basketball 1989-1990.

Flarup, Tamara J.; Mintz, Steve

[Madison, Wisconsin]: University Publications, 2023-01-17



<https://digital.library.wisc.edu/1711.dl/GGIE66N6OXXB28N>

<http://rightsstatements.org/vocab/InC/1.0/>

The libraries provide public access to a wide range of material, including online exhibits, digitized collections, archival finding aids, our catalog, online articles, and a growing range of materials in many media.

When possible, we provide rights information in catalog records, finding aids, and other metadata that accompanies collections or items. However, it is always the user's obligation to evaluate copyright and rights issues in light of their own use.

WISCONSIN



WOMEN'S BASKETBALL
1989 1990

On Wisconsin!



"Wisconsin offers it all to a student-athlete—challenging studies, beautiful surroundings, and a basketball program that demands hard work, commitment, and enthusiasm. Nothing comes easy. We will succeed on the basketball court because of our intense desire to represent our university, our team, and ourselves with our best effort every day."

Mary Murphy
Head Basketball Coach
University of Wisconsin—Madison

Contents

What Makes Wisconsin Unique?	2
Coaching	4
Mary Murphy, Head Basketball Coach	4
Mike Peckham, Assistant Coach	5
Donna Freitag, Assistant Coach	5
Yulonda Wimbish, Part-time Assistant	5
1989-90 Badger Preview	6
Player Profiles	9
Newcomers	20
Wisconsin Honor Roll	22
Letterwinners	23
1988-89 Final Statistics	24
1988-89 Stats-at-a-Glance	24
1989 Big Ten Conference Standings	25
1988-89 Game-by-Game Review	25
Badger Records	45
Fieldhouse Records	45
Career Records	50
Individual Season Records	47
Individual Single Game Records	49
Team Records	46
Attendance Records	25
All-Time Coaching Records	23
Freshman Records	51
1989-90 Roster	26
Team Picture	26
1989-90 Schedule	27
Season-by-Season Results	42
All-Time Opponent Records	44
Non-Conference Opponents	38
Texas A & M	38
Drake University	38
Northwestern State	38
Illinois-Chicago	40
North Carolina	39
Princeton University	39
Bucknell University	39
UW-Green Bay	40
Nebraska	40
Dartmouth University	41
Chicago State	41
Marquette	41
Big Ten Composite Schedule	28
Big Ten Opponents	29
Illinois	29
Indiana	30
Iowa	31
Michigan	32
Michigan State	33
Minnesota	34
Northwestern	35
Ohio State	36
Purdue	37
Media Information	52
The Madison Campus	IBC



Quick Facts

School:
University of Wisconsin-Madison

Location:
Madison, WI

Population: 177,690

Enrollment:
43,641

Chancellor:
Dr. Donna E. Shalala

Athletic Board Chairman:
Dr. Maurice Webb

Athletic Director:
Dr. A.L. "Ade" Sponberg

Associate Director—Women's Sports:
Dr. Kit S.-Nordeen

Sports Information:
Tamara J. Flarup
(608) 263-5502

FAX Machine:
(608) 263-7849

Head Basketball Coach:
Mary Murphy
(608) 263-5506

Assistant Coaches:
Mike Peckham (608) 263-4225
Donna Freitag, Yulonda Wimbish
(608) 262-8247

Mailing Address:
1440 Monroe Street
Madison, WI, 53711

Athletic Ticket Office:
(608) 262-1440

Athletic Trainer:
Shelley VanDover

Athletic Conference Affiliations:
Big Ten—Intercollegiate Conference of Faculty Representatives
NCAA—National Collegiate Athletic Association, Division I

Nickname:
Badgers

Mascot:
Bucky Badger

Colors:
Cardinal and White

School Song:
"On Wisconsin!"

First Year of Women's Intercollegiate Athletics:
July 1, 1974

Uniforms:
Home—White, red numerals and lettering
Away—Red, white numerals and lettering

Credits

Edited: by Tamara J. Flarup
Director of Women's Sports Information

Written: by Tamara J. Flarup and
Steve Mintz, Assistant

Designed by Barry Carlsen
University Publications

Contributing Photographers:
Jay Salvo, Greg Anderson, Del Brown

ON THE COVER: Shelly Rucinski is the Badgers' lone senior and team captain this season.

What Makes Wisconsin Unique?



The 1989 Badger team set a school Big Ten attendance record averaging 1175 per game.



The Badger pep band makes regular appearances at Wisconsin's home games, adding spirit and enthusiasm to the game atmosphere.



The Badger coaching staff utilizes a computer in analyzing team and individual performances.



UW-Madison Chancellor Donna E. Shalala makes no secret of being the University's biggest cheerleader. A regular attendee at Wisconsin Women's Basketball games, she also participates in the half-time free throw shooting contest.



"Attending UW Women's Basketball games means you are supporting the current team and investing in the future of Wisconsin basketball. Young players need to see their role models in a positive, enthusiastic environment. Your support pushes our program toward success both now, and in the years to come."


Mary Murphy,
UW Women's Basketball Coach



Kim Fredrickson gives instruction at the annual clinic for "Murph's Smurfs," the youthful segment of Wisconsin's Badger Cager Booster Club.



The Wisconsin program is one of few in the nation that utilizes a sophisticated, on-site computer statistics program to provide the media and coaching staff with a complete analysis of each game.



The Badger women's team incorporates weight training as a regular part of the basketball conditioning program.



Head Coach Mary Murphy


Chicago native Mary Murphy was named head women's basketball coach at the University of Wisconsin-Madison on July 7, 1986. Murphy's proven experience in recruiting, her enthusiasm for re-vitalizing the Wisconsin basketball program, and her emphasis on the importance of having scholar-athletes in the program, are all assets that she has brought to her position at Wisconsin.

Beginning her fourth season at Wisconsin, Murphy's presence in the Badger program has been judged a success by the public and UW administration alike. In February of 1988, she became the first coach of a non-revenue sport to receive a multi-year contract at Wisconsin.

Murphy's rebuilding of the Badger program has included an infusion of youth, most of whom come from the state of Wisconsin. Her 1988-89 team, comprised of six freshmen, four sophomores, and two juniors, posted the best season record in six years at 13-14.

The squad set or tied 31 team or individual records, and two players received All-Big Ten Honorable Mention honors by a vote of the conference coaches. The 1988 Badger team was recognized for its individual talents when Lisa Bonnell (Merrill, WI), was named second team All-Big Ten, and Kay Fredrickson (Durand, WI), was picked as the 1988 Big Ten Freshman of the Year.

While building a basketball program from the ground up, Murphy has not neglected the academic responsibilities of



her student-athletes. Three members of the 1988-89 team earned Big Ten Academic Team honors, and Kay Fredrickson became Wisconsin's first women's basketball CoSIDA/GTE Academic All-America District team member.


Murphy's emphasis on the court and in the classroom is, "To be the best that you can be." The results of that philosophy are evident on the court as well as in the classroom.

Murphy is a 1980 graduate of Northwestern University in Public Administration/Public Policy. She was a four-year starting guard for Northwestern and a co-captain her final two seasons. She guided the Wildcats to consecutive Big Ten and Midwest Association of Intercollegiate Ath-

letics for Women (MAIAW) Championships in 1979 and 1980. The Wildcats went to the quarter-finals of the 1980 AIAW National Basketball Tournament. She was also selected a Wade Trophy finalist in 1980, an annual award given to the nation's outstanding female college basketball player.

After completing her playing career at Northwestern, Murphy accepted a graduate assistant coaching position at Notre Dame. She earned a Master's of Business Administration (MBA) degree from Notre Dame in 1982. Murphy served as a head assistant and recruiting coordinator at Notre Dame for six years prior to being named to her first head coaching appointment at Wisconsin.

Assistant Coaches



Mike Peckham, a former assistant coach at the University of North Carolina at Chapel Hill, begins his fourth year with Wisconsin women's basketball as chief recruiting and academic coordinator. An assistant at North Carolina from 1980-86, Mike aided the Tar Heels to four NCAA tournament appearances.

Mike serves as the head recruiter, travel and schedule coordinator, in addition to his on-court coaching duties. He has worked at many summer basketball camps, and is the Co-Director of the Mary Murphy Basketball Camps.

A 1982 graduate of North Carolina in recreation administration, Mike and his wife, Bobbi, reside in Madison with their two-year old, Samantha.



Donna Freitag, a native of Oregon, Wisconsin, returned to Wisconsin in 1986 as second assistant. Freitag earned most valuable player honors at the University of Wisconsin-Platteville for two years before transferring to the University of Iowa. At Iowa, she was named team MVP and captain during the 1982-83 season. Freitag also won the All-Around Athlete award in 1983 and was named to the all-tournament team at the Sun Dial Classic.

Freitag, a 1983 graduate of Iowa in physical education and health, has also worked at numerous basketball camps and has coached at the high school level. She played in Ireland with the women's semi-professional basketball league for two years prior to her appointment at Wisconsin.

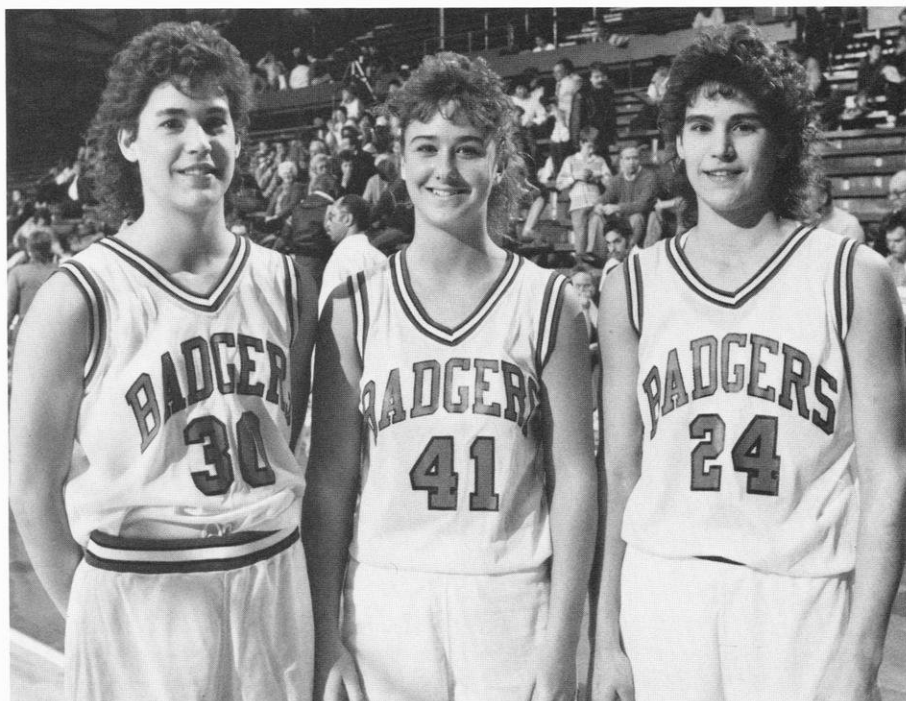


Part-time assistant **Yulonda Wimbish** adds an elite dimension to the Badger program as she re-joins the Wisconsin coaching staff for the second year. The University of Texas at Austin graduate was a two-year starter for the top-ranked Long Horns.

As a senior, Wimbish had her best season for Texas, averaging 15.7 points per game and becoming the Southwest Conference Player of the Year for 1988. She started for the 1986 U.S. National Team which competed in the Pre-Olympic Invitational Tournament in Seoul, South Korea. Wimbish, a 1988 organizational communications graduate of the University of Texas, ranks eighth in scoring at Texas with 1485 career points.



1989-90 Badger Preview



Three of the players on the 1989-90 squad hail from Durand, Wis. Kim Fredrickson (30), Amy Bauer (41) and Kay Fredrickson (24) were members of Durand's 1986 and 1987 WIAA State Champion girls' basketball teams.

Youth, enthusiasm, talent . . . those are the attributes that have distinguished Wisconsin Women's Basketball under fourth year coach Mary Murphy. These characteristics have provided a formula for success as proven by the 1988-89 UW team.

Murphy's squad, comprised of six freshmen, four sophomores, and two juniors, posted the best record in six years with a 13-14 mark, and tied for eighth in the Big Ten.

The team set or tied 31 team and individual records including a six-year-old record for most consecutive wins (seven) tied during the non-conference season. The Badgers more than tripled their win record of a year ago (4-24), and improved from a 10th place conference finish to just one game shy of a tie for sixth place with a 5-13 record.

The keys to maintaining that success lie in having healthy players, and in reducing the number of turnovers and fouls accumulated last year, numbers directly related to the youthfulness of the team.

"Last year our guards were hurt so much it reminded me of the three guys in the parade who were returning from the Revolutionary War," Murphy reminisced. **"One played the fife, one the drums, and the third carried the flag. All three were so banged up they were about to fall out."**

"That was Amy Bauer, Shelly Rucinski and Gina Edmonds last season. After three surgeries last summer, and a lot of rehabilitation, I think these three will be ready for a great year."


Murphy added, **"In addition, a healthy Robin Threath and the return of Mynette Clark will add to our speed, quickness, shooting ability, and depth. The turnover problems can be solved as we mature and continue to improve our decision-making, both offensively and defensively."**

The experienced gained by last year's newcomers will be a factor in continued success as freshmen individual performances highlighted last season. Point guard **Amy Bauer (Durand, Wis.)** was responsible for setting 15 individual records. The freshman stepped into the command role setting single game and single season assist records of 21 in a game, and 141 for the year (average of 5.2 per game). She tied the UW school record for best free throw percentage hitting 79 of 101 attempts (.782), and bested nine other single game and single season frosh records.

Bauer, a 5-9 guard, started 26 games and missed one game with a sprained ankle. She averaged 10.5 points, hitting double figures in 15 games including a career best 19 points vs. Illinois-Chicago.

"Last year's success proved that we have taken great strides in turning the Wisconsin program around. The team's improvement highlights the type of people we have here at Wisconsin—hard-working individuals who have accepted an enormous challenge, and have come out on top."

Badger Basketball Coach
Mary Murphy



Senior guard Shelly Rucinski

She was second on the team in steals with 37.

Freshman walk-on **Michele Kozelka (Prairie du Chien, Wis.)** earned a scholarship by the conference season where she

became the team's leading scorer and rebounder averaging 13 points and nine rebounds while starting all 18 conference games. She led the team in steals with 45 on the season, and ranks second behind Bauer in freshmen free throw attempts and best percentage hitting 74-100 (.740)

The 6-1 forward was named Big Ten Player of the Week for leading the Badgers in an upset of 11th-ranked Purdue (19 points and 10 rebounds), and added 16 points and 11 rebounds against Illinois the same weekend. Kozelka earned 1989 All-Big Ten Honorable Mention honors as she averaged 17 points and 10 rebounds the last seven conference games of the season.

Robin Threatt (Cedar Rapids, Iowa) led the team in scoring averaging 11 points through five games before a back injury forced her temporary retirement. The 5-7 speedster returns healthy this season, and will add great versatility to the Badger attack. Threatt hit over 50 percent from the field in four of five games and totaled a career high 21 points against Western Illinois on eight of 16 from the floor including three of four three-point shots.


Guard **Mynette Clark (Racine, Wis.)** gained experience in her first semester of college ball playing in 13 games and averaging 3.8 points. Although ineligible the second half of the season, Clark made her mark from three point range hitting six of 19 (.316) including a freshmen record three of four against Indiana (tying Threatt).

Heather Bostrom, a 6-1 forward from **Rochester, Mich.**, battled nagging injuries all season, but played in 26 games. Although a hand injury hampered her scoring abilities, it helped established her as a defensive specialist. Returning healed this fall, Bostrom should prove to be a scoring force as well this year.

Jennifer Scotten played in 10 games and was the recipient of Wisconsin's "team-mate award" last season. The 6-2 center from **Victoria, British Columbia**, played a reserve role but had a great game against Valparaiso scoring eight points on three of six from the floor and two free throws.

With such a large freshmen class and no seniors, Murphy counted on the "veteran" experience of her sophomore and junior players. **Kay Fredrickson**, the 1988 Big Ten Freshman of the Year, played in all 27 games last season starting 17. The 5-10 forward averaged 8.1 points and 4.4 rebounds, and has the best UW career three-point goal percentage hitting 14-41 for .341 percent

Kay, one of three Badgers from **Durand, Wis.**, also distinguished herself off the



Junior forward Lisa Lawrence

court as Wisconsin's first GTE/CoSIDA District V Academic All-American for basketball. She and fellow teammates Lisa Lawrence and twin sister Kim, were All-Big Ten Academic team members. Kay was also the 1989 UW Athletic Board Scholar for basketball.

Kim Fredrickson played in 21 games last season as a reserve forward averaging two points and rebounds. Surgery has corrected a condition that affected her hand after an industrial accident the summer of 1988, and she will be counted on for improved play this season.

Lisa Lawrence (Milwaukee, Wis.) was third on the team in rebounding last season leading in three games including a career high 11 against Detroit. She played in 27 games starting 19, and averaged 5.7 points and 4.6 rebounds. She had a career high 16 points hitting seven of 11 field goals against Ohio State in the next to the last game of the season.

Another sophomore returned for the last 13 games of the year. **Gina Edmonds**, a 5-5 guard from **West Nyack, N.Y.**, regained her eligibility second semester, and averaged 2.6 points while spelling Bauer at guard.

Last season's junior class numbered just two including junior college transfer **Janetta Johnson (Ann Arbor, Mich.)** and senior/junior **Shelly Rucinski of Dousman, Wis.** Rucinski was the Badger captain two years and started 23 of 27 games last season. She averaged 10.8 points and three assists, and was the primary three-point shooter hitting 18 of 60 attempts including four of five against Iowa (.800).

Rucinski hit over 50 percent in 11 of 27 games finishing year with a .457 field goal percentage. She was second on the team in total assists (85), and was the assists leader in nine games. Progressing from walk-on to scholarship athlete in 1986, she has played in all 82 games the past three

years, and has single game career highs of 19 points and eight assists.

Murphy's program was dealt a blow in the fall when it was learned that 6-3 center Janetta Johnson will not return for her senior season due to academic difficulties. Johnson was Wisconsin's leading scorer and rebounder and most valuable player last season averaging 12.6 points 8.5 rebounds. Known as the "Blockmaster," she led the team, the conference, and was second in the nation in blocks with a 4.8 average (130 in 27 games). Johnson received All-Big Ten Honorable Mention Honors, and was selected the Big Ten Player of the Week for Dec. 19.

Despite Johnson's absence, the center spot will be capably filled by one of four

incoming freshmen, three of which are 6-0 and over. **Amber Landrigan**, a 6-5 center from **Bridgeport, Neb.**, is the tallest player ever to play at Wisconsin. She is the holder of nine Bridgeport High School records including all-time leading scorer with 1067 points. She also holds single season records for most points (448) rebounds (284) and blocks (111).

She averaged 20.4 points, 12.4 rebounds and five blocks per game her senior year while hitting 57 percent from the floor. Her team attended the state semi-finals twice and accumulated a 40-2 two-year record.

The Badgers will have additional height in the front line with **Michele Bourne**, a 6-1 forward from **Hillside, N.J.** A creative

and explosive player, Bourne will lend quickness to the Badger line-up. As a four-year prep starter, she is the all-time Hillside High School scorer for both girls and boys accumulating 1566 career points. She averaged 22 points, 16 rebounds and three blocks per game as a senior, and was the team MVP three years.

Another player will be the sixth player reaching six feet this season. **Jen Waterman**, a 6-0 forward from **Wisconsin Dells**, became the school's all-time leading scorer while averaging 23 points and 10 rebounds her senior year.

Joining the Badger back court is 5-8 guard **Peggy Shreve** of nearby **Monroe, Wis.** Well known to area fans for her state tournament play, Shreve led her Monroe High School team to the 1989 Class A state championship, and was a member of the 1988 runner-up championship team. She averaged 12 points, four rebounds, five assists and three steals per game her senior year.

Murphy's evaluation of the Badger newcomers is one of excitement and anticipation. "**Amber has a great deal to learn about being a center in the Big Ten, but she understands her importance to our program, and has the ability and strong desire to learn and improve.**"


Murphy continued, "**Jen and Michele have the tools to be fine Big Ten players, but how soon they will step in and contribute is hard to say. Peggy turned down scholarships to be at Wisconsin. Her presence gives us much-needed depth at guard, and her work ethic will push our other guards to improve.**"

The projections for success this season depend on a number of factors Murphy added. "**The return of starters Bauer, Rucinski, Lawrence and Kozelka gives us experience in the line-up. Our versatility will come from a mix of the old with the new players.**"

"**We can go with a big line-up with Amber at center, or we can run a three guard offense with Gina, Mynette and Robin returning. I would like to evolve into more of a running team, and a team which can play some pressure defenses.**"

This year the competition for positions is there, and hopefully it will push each of our players to the next level of performance."

Youth, enthusiasm, talent . . . it looks like more of the same formula for 1989-90. The chemistry of the team members and the attitude of the coaching staff has proven a winning combination, and a recipe for success.



Michele Kozelka became Wisconsin's leading scorer and rebounder in Big Ten Conference games last season.


AMY BAUER

41



Sophomore
5-9 Guard
Durand, WI
Durand High School
Coach: John Pollock

Stepped into the starting point guard role as a freshman starting 26 of 26 games and missing one game with a sprained ankle . . . Led the Badger team in assists setting a single season school and freshmen record with 141 . . . Had a single game record of 21 vs. Detroit . . . Owns 9 other UW freshmen records in free throw and three point categories, and ties for first in the UW career chart for best free throw percentage hitting 79-101 for .782 . . . Averaged 10.5 points hitting double figures in 15 games including a career best 19 points vs. Illinois-Chicago . . . Was second on the team in steals with 37 . . . **High School:** Averaged 24.0 points and 6.4 assists as a senior . . . Named a member of the 1988 *USA Today* Girls Basketball Team honorable mention and AP all-state second team . . . Led Durand to the Wisconsin Class B State Semi-Finals in 1988 after winning titles in 1986 and '87 . . . Two-time all-state player and all-conference in both volleyball and basketball . . . Senior athlete of the Year in 1988 . . . According to the most recent National Federation of State High Schools records book, Bauer still ranks fifth overall in most free throws made in a season with her 1988 mark of 6.2 per game (156-192) . . . She also ranks fifth among all-time best free throw percentage marks with 99-113 (.876) made during her junior year . . . Gifted ballhandler and floor leader . . . Tremendous shooter . . . Four year starter at guard collectiong over 1,500 points and



Career Record:


Season	G/S	FG	FGA	PCT	3PT	3PTA	PCT	FT	FTA	PCT	REB	AVG	PF/D	A	TO	BL	ST	MIN	PTS	AVG
1988-89	26/26	92	209	.440	11	34	.324	79	101	.782	79	3.0	74/2	141	117	4	37	874	274	10.5
Totals	26/26	92	209	.440	11	34	.324	79	101	.782	79	3.0	74/2	141	117	4	37	874	274	10.5

500 assists in her career . . . Holds the Durand school record for most points in a game with 36 . . . Also played golf and volleyball . . . **Interests:** Any kind of sports . . .

Major: Pre-Business

Career Highs:

Points 19, Rebounds 7, Assists 21, Steals 4




Sophomore
6-1 Forward
Rochester, MI
Utica High School
Coach: Bill Waterhouse

Gained experience last season playing in 26 games . . . Hand injury during the season hampered scoring abilities, but helped better define her defensive abilities . . .

High School: Averaged 14 points, 12 rebounds, 3 assists, 6 steals, and 6 blocks as a senior . . . Named all-conference, all-county, all-metro and all-state honorable mention . . . 1988 team MVP . . . Holds Utica block record after just one year of play . . . At Henry Ford High School: averaged 15 points, 15 rebounds, 4 assists, 4 steals, and 5 blocks . . . As a junior, was named all-conference, all-metro, all-county, and team MVP . . . Also participated in track . . . won the Vernon G. Buchanan Young American Award for all-around excellence in athletics, leadership, and academics in the greater Detroit area . . . Participated in the Police Athletic League team which won the state and national championship for three years . . . Member of the 1986 AAU Jr. Olympic State Championship team . . . In the equestrian arena, was the 1982 American Morgan Horse Association national champion in saddle seat, and was the 1985 American Saddle Bred junior exhibitor five-gaited pleasure world champion . . . **Interests:** Showing and working horses . . . **Major:** Communication Arts

Career Highs:

Points 5, Rebounds 5 Assists 1, Steals 3



Career Record:

Season	G/S	FG	FGA	PCT	3PT	3PTA	PCT	FT	FTA	PCT	REB	AVG	PF/D	A	TO	BL	ST	MIN	PTS	AVG
1988-89	26/0	8	32	.250	1	7	.143	12	19	.632	43	1.7	61/2	4	34	4	16	758	29	1.1
Totals	26/0	8	32	.250	1	7	.143	12	19	.632	43	1.7	61/2	4	34	4	16	758	29	1.1




Sophomore
5-9 Guard/Forward
Racine, WI
Case High School
Coach: Steve Benkert

Played in 13 games starting one before becoming ineligible second semester . . . Showed glimpses of scoring abilities hitting 10 points against Indiana including three of four three-pointers . . . Also had 11 points against San Jose State on three of six from the field . . . Will be eligible to play first semester . . . **High School:** Averaged 17.5 points, 7.6 rebounds, 3.5 assists and 3.3 steals as a senior . . . In 1988 was named AP all-state second team, first team all-conference, second team all-area, and Player of the Year in the Big Nine Conference and in the county . . . Three year starter . . . Team captain her senior year . . . Shot 53 percent from the floor and 72 percent from the line . . . Team was 51-14 during her last three years . . . Honor roll student at Case . . . **Interests:** Basketball, football, enjoys children, getting an accounting degree and passing the CPA exam . . . **Major:** Accounting


Career Highs:

Points 11, Rebounds 3, Assists 4, Steals 2



Career Record:

Season	G/S	FG	FGA	PCT	3PT	3PTA	PCT	FT	FTA	PCT	REB	AVG	PF/D	A	TO	BL	ST	MIN	PTS	AVG
1988-89	13/1	14	46	.304	6	19	.316	15	22	.682	13	1.0	16/0	14	31	1	5	171	49	3.8
Totals	13/1	14	46	.304	6	19	.316	15	22	.682	13	1.0	16/0	14	31	1	5	171	49	3.8




Junior
5-6 Guard
West Nyack, NY
Clarkstown South High School
Coach: Dick Hale

Played in 13 games last season after regaining her eligibility second semester . . . Excellent ball handler, passer and defensive player . . . Averaged 2.6 points last year . . . Has career highs of nine points, seven rebounds and four assists . . . **High School:** Served as captain of soccer, basketball and softball teams . . . Named Female Athlete of the Year three consecutive years . . . Averaged 10 points, four rebounds, eight assists and four steals her senior season while leading her team to a 23-1 record and quarter-final finish in the New York State large school basketball tournament . . . **Interests:** Sports, reading, writing and music . . . **Major:** Communication Arts


Career Highs:

Points 9, Rebounds 7, Assists 7, Steals 3



Career Record:

Season	G/S	FG	FGA	PCT	3PT	3PTA	PCT	FT	FTA	PCT	REB	AVG	PF/D	A	TO	BL	ST	MIN	PTS	AVG
1987-88	25/10	17	49	.347	0	0	0	14	30	.467	33	1.3	44/2	32	71	9	24	376	48	1.9
1988-89	13/1	9	37	.243	0	0	0	16	33	.485	26	2.0	32/2	9	38	0	6	214	34	2.6
Totals	38/11	26	86	.302	0	0	0	30	63	.476	59	1.6	76/4	41	109	9	30	590	82	2.2




Junior
5-10 Guard/Forward
Durand, WI
Durand High School
Coach: John Pollock

Played in all 27 games last season starting 17 ... Averaged 8.1 points and 4.4 rebounds ... Was voted Wisconsin's first GTE/CoSIDA District V Academic All-American for basketball ... Was one of three basketball All-Big Ten Academic team members ... Is the 1989 UW Athletic Board Scholar for basketball ... Named Big Ten Freshman of the Year for 1987-88 ... Was the leading free throw shooter as a freshman hitting 25 of 32 free throws for .781 percent ... Has career highs of 22 points and 16 rebounds ... Has the best UW career three-point goal percentage hitting 14-41 for .341 percent ... **High School:** Member of the Durand High School team that won 52 consecutive games, including two consecutive Class B State basketball titles in 1986 and 1987 ... Averaged 16 points and nine rebounds her senior year while accumulating a career field goal average of .540 ... Senior stats also include four assists, three blocks, and a free throw completion rate of 79 percent ... AP honorable mention all-state in 1987 ... All-conference in basketball, volleyball and track three years ... National Honor Society member ... Named academic all-state in 1987 ... **Interests:** Watching and playing all sports ... **Major:** Pre-Business


Career Highs:

Points 22, Rebounds 16, Assists 3, Steals 4



Career Record:

Season	G/S	FG	FGA	PCT	3PT	3PTA	PCT	FT	FTA	PCT	REB	AVG	PF/D	A	TO	BL	ST	MIN	PTS	AVG
1987-88	28/25	107	277	.386	10	32	.313	25	32	.781	149	5.3	63/2	23	50	6	21	713	249	8.9
1988-89	27/17	97	256	.379	4	9	.444	22	31	.710	120	4.4	56/1	35	44	8	26	660	220	8.1
Totals	55/42	204	533	.383	14	41	.341	47	63	.746	269	4.9	119/3	58	94	14	47	1373	469	8.5




Junior
5-10 Guard/Forward
Durand, WI
Durand High School
Coach: John Pollock

Played in 21 games last season as a reserve forward . . . Surgery has corrected a condition that affected her hand after an industrial accident the summer of 1988 . . . Averaged two points and rebounds per game last year . . . Has career highs of nine points and nine rebounds . . . Was one of three players named to the 1989 All-Big Ten Academic Team . . . **High School:** Also a member of the Durand High School team that won 52 consecutive games, including two consecutive Class B State basketball titles in 1986 and 1987 . . . Named All-American honorable mention by *USA Today* and first team all-state her senior year by the Associated Press . . . Averaged 18 points and nine rebounds while connecting on over .560 for a career field goal percentage . . . Also averaged three blocks and three assists while hitting .780 from the free throw line . . . All-conference in volleyball, track and basketball three years . . . Named academic all-state in 1987 . . .

Interests: All sports, swimming . . . **Major:** Pre-Business

Career Highs:

Points 9, Rebounds 9, Assists 5, Steals 3



Career Record:

Season	G/S	FG	FGA	PCT	3PT	3PTA	PCT	FT	FTA	PCT	REB	AVG	PF/D	A	TO	BL	ST	MIN	PTS	AVG
1987-88	27/4	27	94	.287	0	0	0	28	43	.651	88	3.3	36/1	27	39	5	18	363	82	3.0
1988-89	21/1	15	39	.385	1	1	1.00	3	8	.375	37	1.8	19/0	7	18	4	6	178	34	1.7
Totals	47/5	42	133	.316	1	1	1.00	31	51	.608	125	1.2	55/1	34	57	9	24	539	116	2.5




Sophomore
6-1 Forward
Prairie du Chien, WI
Prairie du Chien High School
Coach: Dave Kasey

Earned a starting role in 1989 after walking-on in the fall playing in 27 games with 18 starts . . . Averaged 17 points and 10 rebounds the last seven games of the season to lead the team in both scoring and rebounding in conference games with 12.9 points and 8.8 rebounds . . . Had career highs of 28 points vs. Michigan State (12 of 22 FG), and 14 rebounds (twice) . . . Led the team in steals with 45 on the season . . . Ranks second behind Amy Bauer in freshmen free throw attempts and best percentage hitting 74-100 (.740) . . . Received All-Big Ten Honorable Mention honors, and was named the Big Ten Player of the Week for Feb. 27, 1989 . . . **High School:** Lettered four years earning all-state and all-conference honors two years . . . Graduated high school in 1986 averaging 20 points and 10 rebounds her senior year . . . Received an appointment to the U.S. Military Academy at West Point and attended the West Point Preparatory School playing volleyball and earning MVP honors in basketball while averaging 14 points and eight rebounds per game . . . Enrolled at Wisconsin in the spring of 1987 . . . **Interests:** All sports and outdoor activities . . . **Major:** Pre-Business


Career Highs:

Points 28, Rebounds 14, Assists 5, Steals 7



Career Record:

Season	G/S	FG	FGA	PCT	3PT	3PTA	PCT	FT	FTA	PCT	REB	AVG	PF/D	A	TO	BL	ST	MIN	PTS	AVG
1988-89	27/18	118	255	.463	0	3	.000	74	100	.740	206	7.6	59/2	47	64	8	45	782	310	11.5
Totals	27/18	118	255	.463	0	3	.000	74	100	.740	206	7.6	59/2	47	64	8	45	782	310	11.5




Junior
6-0 Forward
Milwaukee, WI
Milwaukee King High School
Coach: Jerry Burgher

Played in 27 games for the Badgers last season starting 19 . . . Averaged 5.7 points and 4.6 rebounds per game . . . Was the leading rebounder in three games hitting a career high 11 against Detroit . . . Had a career high of 16 points hitting seven of 11 field goals against Ohio State near the end of last season . . . Was one of three players named to the 1989 All-Big Ten Academic Team . . . **High School:** Averaged 11.3 points and 6.8 rebounds as a senior . . . Named AP all-state honorable mention in 1987 . . . Two-year letter winner in track and field, winning the 1987 Milwaukee City Indoor high jump championship and placing second in the outdoor championship . . . **Interests:** Movies, becoming a successful business person . . . **Major:** Accounting/Finance


Career Highs:

Points 13, Rebounds 7, Assists 2, Steals 2



Career Record:

Season	G/S	FG	FGA	PCT	3PT	3PTA	PCT	FT	FTA	PCT	REB	AVG	PF/D	A	TO	BL	ST	MIN	PTS	AVG
1987-88	26/7	33	90	.367	0	0	0	21	37	.568	79	3.0	49/0	11	54	4	12	415	87	3.3
1988-89	27/19	52	140	.371	0	3	.000	49	73	.671	123	4.6	77/3	24	78	5	24	614	153	5.7
Totals	53/26	85	230	.370	0	3	.000	70	110	.636	202	2.4	126/3	35	132	9	36	415	240	4.5




Senior
5-8 Guard
Dousman, WI
Kettle Moraine Wales High School
Coach: Dan Serafin

Wisconsin captain last two years . . . Regular starter in 23 of 27 games last season . . . Averaged 10.8 points and three assists . . . Was the primary three-point shooter hitting 18 of 60 attempts including four of five against Iowa (.800) . . . Hit over 50 percent in 11 of 27 games finishing year with a .457 field goal percentage . . . Second on the team in total assists (85), and was the assists leader in nine games . . . Named 1988 UW Athletic Board Scholar Athlete for basketball . . . Progressed from walk-on to scholarship athlete in 1986, playing in all 82 games the past three years . . . Has career highs of 19 points and eight assists . . . Also throws javelin for Wisconsin, earning three track letters and scoring in the past three Big Ten Outdoor Track and Field Championships . . . Has a career best of 149-10, which ranks fourth on the UW javelin all-time performance list . . . **High School:** Four-year letter winner in basketball, volleyball and track earning all-conference honors in basketball and volleyball, and qualifying for state in three sprint events . . . Named player of the year in basketball her senior year . . . **Interests:** Softball, water skiing, snow skiing . . .

Major: Recreation Resources Management


Career Highs:

Points 19, Rebounds 6, Assists 8, Steals 4



Career Record:

Season	G/S	FG	FGA	PCT	3PT	3PTA	PCT	FT	FTA	PCT	REB	AVG	PF/D	A	TO	BL	ST	MIN	PTS	AVG
1986-87	28/7	19	59	.322				6	11	.546	42	1.5	32/1	29	50	0	7	374	44	1.6
1987-88	27/8	43	136	.316	13	55	.236	14	25	.560	50	1.9	27/0	44	57	3	15	500	113	4.2
1988-89	27/23	121	265	.457	18	60	.300	31	43	.721	64	2.4	27/0	85	95	1	30	853	291	10.8
Totals	82/38	183	460	.398	31	115	.269	51	79	.646	156	1.9	86/1	158	202	4	52	1727	448	5.5

**Sophomore****6-2 Center****Victoria, British Columbia, Canada****Lambrick Park High School****Coach: Rocky Vitale**

Played a reserve role in 10 games last season . . . Had best game against Valparaiso scoring eight points on three of six from the floor and two free throws . . .


High School: Averaged 23 points, 18 rebounds as a senior . . . Shot 65 percent from the field and 72 percent from the line . . .

Named to the all-city team . . . Four-time female athlete of the year . . . Team was British Columbia Provincial Secondary School Champion in 1988, and was 40-8 during junior year . . . Also participated in volleyball, soccer, badminton and rowing . . .

1988 class valedictorian . . . **Interests:** All sports, English literature, sailing, hiking . . . **Major:** Anthropology and English

Career Highs:

Points 8, Rebounds 2, Steals 1

**Career Record:**

Season	G/S	FG	FGA	PCT	3PT	3PTA	PCT	FT	FTA	PCT	REB	AVG	PF/D	A	TO	BL	ST	MIN	PTS	AVG
1988-89	10/0	6	16	.375	0	0	.000	3	5	.600	7	.7	6/0	0	3	0	1	33	15	1.5
Totals	10/0	6	16	.375	0	0	.000	3	5	.600	7	.7	6/0	0	3	0	1	33	15	1.5



Sophomore
5-7 Guard
Cedar Rapids, IA
Jefferson High School
Coach: Larry Neimeyer

Was the team's leading scorer through five games last season averaging 10.8 points before a back injury side-lined her for the remainder of the year . . . Had a career high 21 points against Western Illinois on eight of 16 from the floor including three of four three-point shots . . . Shot 50 percent or better in four games . . . Had five steals in a game twice . . . Adds great versatility and speed to the Badger attack . . .

High School: Averaged 27.2 points and 7.1 rebounds as a senior playing five-on-five basketball . . . In 72 games over three seasons she totaled 1310 points (18.2 average), hit .588 percent from the floor (556 of 946), averaged 68 percent from the free throw line (192 of 281), and added 2.9 steals, 3.5 assists and 4.5 rebounds . . . Led her Jefferson High School team to a 60-12 record as a three-year starting guard . . . Named a member of the *USA Today* Girls Basketball Team honorable mention . . . First team all-state and all-conference . . . *Off the Glass/Women's Basketball News Service* All-American . . . Named Iowa's female high school athlete of the year by *USA Today* . . . Among the top 50 high school players in the nation . . . Had scholarship offers in four sports as an all-state player in softball and volleyball, and as a five-time state sprint track champion . . . **Interests:** Reading . . .

Major: Undecided

Career Highs:

Points 21, Rebounds 6, Assists 3, Steals 5



Career Record:

Season	G/S	FG	FGA	PCT	3PT	3PTA	PCT	FT	FTA	PCT	REB	AVG	PF/D	A	TO	BL	ST	MIN	PTS	AVG
1988-89	5/4	22	43	.512	3	4	.750	7	11	.636	19	3.8	11/0	10	16	1	11	120	54	10.8
Totals	5/4	22	43	.512	3	4	.750	7	11	.636	19	3.8	11/0	10	16	1	11	120	54	10.8


Wisconsin Newcomers



MICHELE 23
BOURNE

Freshman
6-1 Forward/Guard
Hillside, N.J.
Hillside High School
Coach: Walter Hennessey


A creative and explosive player that will lend quickness to the Badger line-up . . . Four-year starter, she is the all-time Hillside High School scorer for both girls and boys accumulating 1566 career points . . . Averaged 22 points, 16 rebounds and three blocks per game as a senior . . . Team MVP three years . . . First team all-conference and all-county honors three years, and All-New Jersey State player in 1988 and 1989 . . . Member of the 1989 AAU Junior Olympics New Jersey State team . . . Championship and Garden State Games . . . Also lettered four years as a goalkeeper for the soccer team, and lettered as a 800 meter runner in track . . . Ranked number two in her class academically . . . **Interests:** Basketball, bowling, roller skating, shopping . . . **Major:** Pre-Business



AMBER 51
LANDRIGAN

Freshman
6-5 Center
Bridgeport, NE
Bridgeport High School
Coach: Larry Randolph

Holds nine school records including all-time leading scorer with 1067 points . . . Also holds single season records for most points (448) rebounds (284) and blocks (111) . . . Leading scorer her senior year averaging 20.4 points, 12.4 rebounds and five blocks per game . . . Hit 57 percent from the floor while leading her team to the state semi-finals twice and a 40-2 two-year record . . . First team all-conference honors and was an AP All-State honorable mention player in 1989 . . . Letter winner in volleyball (MVP) and track . . . **Interests:** Basketball, volleyball, high jump . . . **Major:** Special Education



PEGGY 20
SHREVE

Freshman
5-8 Guard
Monroe, WI
Monroe High School
Coach: Kevin Keen

Led Monroe to 1989 state championship as point guard averaging 12 points, four rebounds, five assists and three steals per game her senior year . . . Was named first team all-conference and second team all-state . . . Team co-MVP as a senior . . . Monroe was the runner-up state champion her junior year . . . Also played two years at Governors Town High School in Fredrick, Maryland, where team was a state finalist in 1987 . . . Letter winner four years in track as at high jump, long jump, and as a relay team member . . . Placed third in the state track meet in the high jump two years . . . Among the top 10 in academic class ranking . . . **Interests:** All sports, reading . . . **Major:** Genetics



JEN 42 WATERMAN

Freshman
6-0 Forward
Wisconsin Dells, WI
Dells High School
Coach: Rich Tucker

Averaged 23 points and 10 rebounds as a senior while becoming the team's all-time leading scorer . . . Was a first-team All-South Central Conference selection three years, and was second team all-state as a senior . . . National Honor Society, ranks among the top academically . . . Academic Decathlon team member . . . also lettered in volleyball earning all-conference honors . . . Has a modified basketball court in her basement . . . **Interests:** Volleyball, water and downhill skiing . . . **Major:** Education



SHELLEY VAN DOVER

Graduate Assistant
Athletic Trainer
N.A.T.A. Certified
University of Colorado




The Badger coaching staff awards Michele Kozelka "Rookie of the Year" honors at the 1989 basketball banquet. As a freshman, Kozelka led Wisconsin in both scoring and rebounding during the conference season averaging 13 points and nine rebounds per game.



Team members Shelly Rucinski (C) and Amy Bauer (R) present Coach Mary Murphy with a pair of non-skid, spiked game shoes. Some water left on the sidelines provided the crowd some great acrobatics by the versatile head coach last season.

Honor Roll



Most Valuable Players

1974-77	None Chosen
1977-78	Pam Moore
1978-79	Kerry Karst
1979-80	Ann Hall
1980-81	Theresa Huff
1981-82	Theresa Huff
1982-83	Theresa Huff
1983-84	Megan Scott and Janet Huff
1984-85	Faith Johnson and Chris Pruitt
1985-86	Lisa Bonnell
1986-87	Lisa Bonnell
1987-88	Lisa Bonnell
1988-89	Janetta Johnson

1,000 Point Club

1,879	—Theresa Huff, 118 games, 1979–1983
1,482	—Lisa Bonnell, 109 games, 1984–1988
1,455	—Janet Huff, 118 games, 1980–84
1,399	—Chris Pruitt, 114 games, 1981–85
1,120	—Faith Johnson, 118 games, 1980–85
1,057	—Linda Gough, 105 games, 1977–81

All-Big Ten Conference Selections (begun 1984)

Lisa Bonnell	Merrill, WI	Honorable Mention	1987
Lisa Bonnell	Merrill, WI	Second Team	1988
Janet Huff	Milwaukee, WI	First Team	1984
Kay Fredrickson	Durand, WI	Freshman of the Year	1988
Janetta Johnson	Ann Arbor, MI	Honorable Mention	1989
Michele Kozelka	Prairie Du Chien, WI	Honorable Mention	1989
Chris Pruitt	Chicago, IL	Second Team	1984
Megan Scott	Platteville, WI	Second Team	1984

All-Big Ten Conference

Academic Team (begun 1986)

Kay Fredrickson	Durand, WI	Business	1989
Kim Fredrickson	Durand, WI	Business	1989
Lisa Lawrence	Milwaukee, WI	Accounting/Finance	1989

UW Basketball Athletic Board Scholars

Athletic Board Scholars are letter winners who have the highest grade point in their respective sports. The honor, begun in 1986, is awarded annually by the UW Athletic Board.

Cindy Slovak	Chicago, IL	Wildlife Ecology	1986
Nicky Boucher	Oregon, WI	Art	1987
Shelly Rucinski	Dousman, WI	Recreation Res. Mgmt.	1988
Kay Fredrickson	Durand, WI	Business	1989

GTE/CoSIDA District V

Kay Fredrickson	Durand, WI	Business	1989
-----------------	------------	----------	------

Big Ten Medal of Honor Recipients (since 1982)

The award is given annually at each Big Ten institution to the male and female student-athlete demonstrating proficiency in scholarship and athletics.

Ann French	Civ./Environmt. Engineering	Badminton	1982
Rose Thomson	Physical Education	Track/XC	1983
Janet Huff	Recreation Resources Mgmt.	Basketball	1984
Cathy Branta	Physical Education	Track/XC	1985
Lisa Fortman	Business	Tennis	1986
Amy Justesen	Child and Family Studies	Swimming	1987
Chris Gilles	Business	Tennis	1988
Maureen Hartzheim	Physical Therapy	Track/XC	1989

Letterwinners 1974-89

-A-

Andrea Adams: 1981-85
Debbie Ambruso: 1979-81
Stacy Amend: 1975-76

-B-

Amy Bauer: 1988-89
Kim Bertagnoli: 1974-75
Tasha Bolton: 1974-75
Lisa Bonnell: 1984-8588
Jean Bormett: 1974-7576
Heather Bostrom: 1988-89
Nikki Boucher: 1986-87
Bev Buhr: 1974-75

-C-

Martha Calden: 1974-77
(missing 1975-76)
Kelley Camp: 1977-79
Sally Christenson: 1974-75
Mary Chernelich: 1982-84
Mynette Clark: 1988-89
Kristi Condon: 1974-76

-D-E-F-

Julia Delaney: 1986-87
Margaret Drexler: 1986-87

Sheila Driver: 1983-86
Gina Edmonds: 1987-89
Nancy Fahey: 1977-81
Lizbeth Fincham: 1981-82
Michelle Fischer: 1983-87
Lynne Fitzgerald: 1986-87
Kay Fredrickson: 1987-89
Kim Fredrickson: 1987-89

-G-H-

Kathy Galligan: 1975-76
Linda Gough: 1977-81
Maiké Grossman: 1985-86
Verdell Hale: 1985-88
Ann Hall: 1978-80
Kris Hallisy: 1979-83
Delinda Hastie: 1985-88
Phyllis Hogans: 1977-79
Maureen Holloway: 1975-76
Camilla Hudson: 1983-84
Janet Huff: 1980-84
Theresa Huff: 1979-83
April Hunt: 1977-78

-I-J-K-

Carol Jones: 1979-81
Becky Johnson: 1974-77

Faith Johnson: 1980-85
(missed 1983-84)
Janetta Johnson: 1988-89
Kathy Kamrath: 1987-88
Kerry Karst: 1978-79
Michele Kozelka: 1988-89
Lori Kroening: 1980-81
Jody Kurilla: 1980-81

-L-M-N-

Lisa Lawrence: 1987-89
Anne Lederer: 1983-84
Kelly Leinfelder: 1985-87
Lorraine Lorenzen: 1977-80
Michelle Lowman: 1978-83
(missed 1979-80)
Ellen Mason: 1974-77
Liz McLean: 1978-80
Carmella McMullen: 1984-85
Marsha Millhouse: 1984-86
Pam Moore: 1977-78

-O-P-Q-R-

Karen O'Malley: 1985-88
Teena Parduhn: 1975-76
Vicki Prince: 1984-87
Chris Pruitt: 1981-85

Joan Purcell: 1974-77
Vivian Rorer: 1980-82
Carol Ross: 1975-76
Shelly Rucinski: 1986-89
Jennifer Rudigor: 1975-76

-S-T-U-V-

Anne Saeman: 1976-79
Carol Scott: 1976-78
Megan Scott: 1983-84
Jennifer Scotten: 1988-89
Linda Sielaff: 1981-82
Jane Skarr: 1983-84
Cindy Slovak: 1982-86
Carolyn Smith: 1977-78
Helen Stoffel: 1986-87
Linda Stuessy: 1982-84
Teresa Theder: 1981-85
Robin Threath: 1988-89
Sue Tringali: 1975-76
Ginny Vorwald: 1976-80

-W-X-Y-Z-

Dot Whalen: 1976-80
Inga Young: 1984-87
Cathy Zorr: 1977-79
Anne Zuehlke: 1976-79

Coaching Records

Year	Record	Pct.	Big Ten Record	Finish	Regional	National	Attendance/Avg.
Coach: Marilyn Harris (two years—16-20 .444)							
1974-75	11-7	.611					No record
1975-76	5-13	.277			8th		No record
Coach: Edwina Qualls (ten years—131-141 .482)							
1976-77	7-14	.333		8th(Tie)			No record
1977-78	14-10	.583		7th(Tie)	5th(Tie)		12,231/10 = 1223 +
1978-79	13-11	.541		7th(Tie)			4,979/10 = 498
1979-80	11-16	.407		5th(Tie)	7th(Tie)		3,246/8 = 406
1980-81	13-18	.419		5th(Tie)			4,408/12 = 367
1981-82	21-13	.618		5th(Tie)	1st	Final 8	4,873/11 = 443
1982-83*	19-8	.704	11-7 (.611)	5th			7,724/9 = 858
1983-84	18-10	.642	13-5 (.722)	2nd			8,628/9 = 959
1984-85	11-17	.393	6-12 (.333)	7th(Tie)			6,225/9 = 692
1985-86	4-24	.143	1-17 (.055)	10th			4,971/9 = 552
Coach: Mary Murphy (three years—26-57 .313)							
1986-87	9-19	.321	4-14 (.222)	8th(Tie)			14,112/14 = 1008
1987-88	4-24	.143	2-16 (.111)	10th			10,718/13 = 824
1988-89	13-14	.481	5-13 (.277)	8th(Tie)			13,700/14 = 979
Program Totals		15 years		173-218(.442)			

* 1982-83 was the first season of Big Ten Round Robin Competition and the first season of NCAA affiliation.

+ Attendance figure in 1977-78 reflects three double-header games with the UW men's team

1988-89 Final Statistics

Cumulative Statistics

Record: 13-14 (Big Ten Record 5-13, 8th-tie)

Player	POS	G/S	FG	FGA	PCT	3PT	3PTA	PCT	FT	FTA	PCT	PTS	AVG	REB	AVG	PF	A	TO	BLK	STL	MIN
Janetta Johnson	F	27/25	152	295	.515	0	0	.000	36	79	.456	340	12.6	230	8.5	112	17	82	130	29	758
Michele Kozelka	F	27/18	118	255	.463	0	3	.000	74	100	.740	310	11.5	206	7.6	59	47	64	8	45	782
Shelly Rucinski	G	27/23	121	265	.457	18	60	.300	31	43	.721	291	10.8	64	2.4	27	85	95	1	30	853
Robin Threatt	G	5/4	22	43	.512	3	4	.750	7	11	.636	54	10.8	19	3.8	11	10	16	1	11	120
Amy Bauer	G	26/26	92	209	.440	11	34	.324	79	101	.782	274	10.5	79	3.0	74	141	117	4	37	874
Kay Fredrickson	F	27/17	97	256	.379	4	9	.444	22	31	.710	220	8.1	120	4.4	56	35	44	8	26	660
Lisa Lawrence	F	27/19	52	140	.371	0	3	.000	49	73	.671	153	5.7	123	4.6	77	24	78	5	24	614
Mynette Clark	G/F	13/1	14	46	.304	6	19	.316	15	22	.682	49	3.8	13	1.0	16	14	31	1	5	171
Gina Edmonds	G	13/1	9	37	.243	0	0	.000	16	33	.485	34	2.6	26	2.0	32	9	38	0	6	214
Kim Fredrickson	F	21/1	15	39	.385	1	1	1.00	3	8	.375	34	1.6	37	1.8	19	7	18	4	6	178
Jennifer Scotten	C	10/0	6	16	.375	0	0	.000	3	5	.600	15	1.5	7	.7	6	0	3	0	1	33
Heather Bostrom	F	26/0	8	32	.250	1	7	.143	12	19	.632	29	1.1	43	1.7	61	4	34	0	0	193
Team STATS#			1	1	1.00							2		98	3.6			2			
Team Totals		27	707	1634	.433	44	140	.314	347	525	.661	1805	66.9	1065	39.4	550	393	622	166	236	5450
Opponent Totals		27	707	1752	.404	45	138	.326	436	627	.695	1895	70.2	1103	40.9	509	400	551	65	250	5450

Big Ten Conference Statistics

Record: 13-14 (Big Ten Record 5-13, 8th-tie)

Player	POS	G/S	FG	FGA	PCT	3PT	3PTA	PCT	FT	FTA	PCT	PTS	AVG	REB	AVG	PF	A	TO	BLK	STL	MIN
Michele Kozelka	F	18/15	91	197	.462	0	3	.000	51	70	.729	233	12.9	159	8.8	38	38	54	5	27	581
Janetta Johnson	F	18/18	99	200	.495	0	0	.000	29	62	.468	227	12.6	157	8.7	76	7	51	70	15	522
Shelly Rucinski	G	18/18	84	200	.420	17	56	.304	26	33	.788	211	11.7	48	2.7	21	63	68	1	18	622
Amy Bauer	G	17/17	68	154	.442	10	32	.313	44	57	.772	190	11.2	51	3.0	52	75	73	1	23	580
Kay Fredrickson	F	18/9	53	146	.363	2	7	.286	8	14	.571	116	6.4	63	3.5	39	17	23	3	9	416
Lisa Lawrence	F	18/11	31	80	.388	0	2	.000	31	44	.705	93	5.2	59	3.3	46	15	43	2	8	381
Mynette Clark	G/F	6/1	6	20	.300	4	9	.444	6	8	.750	22	3.7	7	1.2	8	2	9	0	1	68
Gina Edmonds	G	12/1	8	31	.258	0	0	.000	13	29	.448	29	2.4	23	1.9	30	8	36	0	6	196
Kim Fredrickson	F	14/0	11	23	.478	1	1	1.00	0	0	.000	23	1.6	16	1.1	6	3	10	1	3	94
Heather Bostrom	F	18/0	5	21	.238	1	6	.167	6	10	.600	17	.9	31	1.7	47	2	26	2	12	151
Jennifer Scotten	C	6/0	2	6	.333	0	0	.000	1	3	.333	5	.8	5	.8	0	0	0	0	1	14
UW Team STATS#														68	3.8			1			
Team Totals		18	458	1078	.425	35	116	.302	215	330	.652	1166	64.8	687	38.2	363	230	394	85	123	3625
Opponent Totals		18	483	1149	.420	30	88	.341	299	421	.710	1295	71.9	729	40.5	328	249	330	40	168	3625

#—UW Team Stats reflect team rebounds, turnovers and points

1988-89 Season Stats-at-a-Glance, Team Leaders

Points

340, Janetta Johnson
310, Michele Kozelka
291, Shelly Rucinski

Field Goals

152, Janetta Johnson
121, Shelly Rucinski
118, Michele Kozelka

FG Attempts

295, Janetta Johnson
265, Shelly Rucinski
256, Kay Fredrickson

FG Pct. (250 attempts)

.515, Janetta Johnson
.463, Michele Kozelka
.457, Shelly Rucinski

Three Points Goals

18, Shelly Rucinski
11, Amy Bauer
6, Mynette Clark

Three Point Attempts

60, Shelly Rucinski
34, Amy Bauer
19, Mynette Clark

Three Point Pct. (10 attempts)

.324, Amy Bauer
.316, Mynette Clark
.300, Shelly Rucinski

Free Throws

79, Amy Bauer
74, Michele Kozelka
49, Lisa Lawrence

FT Attempts

101, Amy Bauer
100, Michele Kozelka
79, Janetta Johnson

FT Pct. (70 attempts)

.782, Amy Bauer
.740, Michele Kozelka
.671, Lisa Lawrence

Steals

45, Michele Kozelka
37, Amy Bauer
30, Shelly Rucinski

Rebounds

230, Janetta Johnson
206, Michele Kozelka
123, Lisa Lawrence

Blocked Shots

130, Janetta Johnson
8, Michele Kozelka
8, Kay Fredrickson

Assists

141, Amy Bauer
85, Shelly Rucinski
47, Michele Kozelka

Personal Fouls

112, Janetta Johnson
77, Lisa Lawrence
74, Amy Bauer

1989 Big Ten Conference Standings

	Big Ten			All Games			PTS	AVG	HI	OPP	
	W	L	PCT	W	L	PCT				PTS	OPP AVG
1. Iowa	16	2	.889	27	5	.843	2407	75.2	97	1865	58.3
Ohio State	16	2	.889	24	6	.800	2278	75.9	106	1947	64.9
3. Purdue	14	4	.778	24	6	.800	2256	75.2	91	1897	63.2
4. Indiana	9	9	.500	16	12	.571	1971	70.4	94	1837	65.6
Michigan State	9	9	.500	15	13	.536	1779	63.5	88	1765	63.0
6. Northwestern	6	12	.333	11	17	.392	1840	65.7	107	1929	68.8
Illinois	6	12	.333	11	18	.379	1923	66.3	87	2108	72.7
8. Wisconsin	5	13	.278	13	14	.481	1805	64.5	81	1895	70.2
Michigan	5	13	.278	11	17	.392	1786	63.8	87	1906	68.1
10. Minnesota	4	14	.222	7	22	.250	1982	70.8	97	2201	78.6



Junior Lisa Lawrence

1988-89 Game-by-Game Review

Record: 13-14 (Big Ten 5-13; Home 10-4; Away 3-10)

Date	Place-Opponent	Results (WI-OPP)	Wis FG%	Wis FT%	OPP FG%	OPP FT%	Badger Scoring	Pts.	Badger Rebounding	No.
Nov. 25	Stanford, CA, vs. Stanford	62-119	.323	.724	.530	.659	Kay Fredrickson	15	Lawrence	10
Nov. 27	San Jose, CA vs. San Jose State	72-67	.472	.677	.375	.514	Threatt	17	Kay Fredrickson	7
Dec. 1	MADISON, WI vs. Marquette	78-66	.468	.704	.424	.800	Kay Fredrickson	14	Lawrence	10
Dec. 4	MADISON, WI vs. Western Illinois	73-62	.460	.714	.386	.556	Threatt	21	Johnson	10
Dec. 7	Green Bay, WI vs. UW-Green Bay	62-58OT	.458	.100	.368	.700	Kozelka	21	Johnson	9
Dec. 11	Detroit, MI vs. Detroit	76-73	.479	.400	.318	.769	Johnson	21	Lawrence	11
Dec. 13	MADISON, WI vs. Valparaiso	79-52	.532	.520	.362	.750	Kay Fredrickson	16	Kim Fredrickson	8
Jan. 3	MADISON, WI vs. Chicago State	65-45	.391	.750	.281	.571	Johnson	16	Johnson	13
Jan. 6	Bloomington, IN vs. Indiana	55-73	.311	.563	.329	.520	Rucinski	11	Johnson	16
Jan. 8	Columbus, OH vs. Ohio State	53-84	.319	.615	.474	.857	Kay Fredrickson	12	Kay Fredrickson	9
Jan. 10	MADISON, WI vs. Northwestern	59-62	.362	.750	.392	.846	Bauer	18	Kozelka	8
Jan. 15	West Lafayette, IN vs. Purdue	56-69	.415	.500	.422	.667	Kozelka	17	Kozelka	14
Jan. 20	MADISON, WI vs. Michigan State	71-69	.458	.893	.429	.650	Kay Fredrickson	17	Johnson	10
Jan. 22	MADISON, WI vs. Michigan	66-59	.571	.588	.333	.867	Rucinski	19	Johnson	10
Jan. 27	Champaign, IL vs. Illinois	75-81OT	.516	.889	.433	.688	Rucinski	17	Kozelka	12
Jan. 30	MADISON, WI vs. Illinois-Chicago	72-58	.448	.741	.269	.684	Bauer	19	Johnson	10
Feb. 3	MADISON, WI vs. Iowa	57-67	.400	.545	.342	.773	Rucinski	16	Kay Fredrickson	8
Feb. 5	MADISON, WI vs. Minnesota	78-61	.455	.643	.328	.633	Rucinski	17	Johnson	13
Feb. 10	Evanston, IL vs. Northwestern	63-66	.371	.625	.444	.692	Johnson	15	Johnson	18
Feb. 17	Ann Arbor, MI vs. Michigan	57-75	.377	.652	.509	.714	Johnson	20	Johnson	11
Feb. 19	MADISON, WI vs. Michigan State	67-71	.473	.684	.475	.789	Kozelka	28	Kozelka	8
Feb. 26	MADISON, WI vs. Illinois	77-68	.531	.800	.348	.724	Kozelka	16	Kozelka	11
Feb. 27	MADISON, WI vs. Purdue	81-67	.444	.735	.436	.548	Kozelka	19	Kozelka	10
Mar. 3	Minneapolis, MN vs. Minnesota	58-83	.306	.619	.437	.615	Bauer	12	Johnson	10
Mar. 5	Iowa City, IA vs. Iowa	52-78	.408	.522	.408	.792	Kozelka	16	Kozelka	7
Mar. 8	MADISON, WI vs. Ohio State	61-77	.439	.750	.510	.893	Lawrence	16	Kozelka	14
Mar. 11	MADISON, WI vs. Indiana	80-85	.554	.417	.596	.632	Johnson	25	Kozelka	10

Badger Single Game Home Attendance Highs, 1974-89

Date	Opponent	W/L	Score	Attendance	Date	Opponent	W/L	Score	Attendance
2/26/89	Illinois	W	77-68	2307**	1/16/87	Indiana	L	66-71	1128
3/1/87	Notre Dame	L	70-80	2170+	2/4/83	Ohio State	W	84-66	1120
1/2/87	Iowa	L	44-83	1498	1/27/85	Iowa	W	65-54	1079
1/22/84	Iowa	W	50-49	1461	1/22/89	Michigan	W	66-59	1027
2/6/83	Indiana	L	61-73	1387	1/18/87	Ohio State	L	49-89	1026
2/5/89	Iowa	L	57-67	1353	1/27/84	Minnesota	W	63-59	1026
2/27/83	Northwestern	W	81-72	1312					
2/5/89	Minnesota	W	78-61	1273					
2/12/84	Ohio State	L	84-66	1248					
1/8/88	Iowa	L	59-79	1215					
2/22/87	Michigan State	L	57-71	1180					
3/11/89	Indiana	L	80-85	1177					
1/17/88	Purdue	L	62-80	1152					

+ NOTE: With the exception of double-header 3-1-87, the above attendance figures are officially reported by the UW Ticket Office

** Fieldhouse attendance record for UW women's basketball

1989-90 Roster



First Row: Robin Threatt, Shelly Rucinski, Gina Edmonds, Peggy Shreve, Mynette Clark, Head Coach Mary Murphy. **Second Row:** Assistant Coach Mike Peckham, Kay Fredrickson, Amy Bauer, Kim Fredrickson, Jen Waterman, Lisa Lawrence, Assistant Coach Donna Freitag. **Back Row:** Heather Bostrom, Michele Bourne, Michele Kozelka, Amber Landrigan, Jennifer Scotten, Assistant Coach Yulonda Wimbish, Trainer Shelly Van Dover.

Numerical

No.	Name	Pos.	Ht.	Yr.	Hometown/High School
10	Heather Bostrom*	F	6-1	So.	Rochester, MI (Utica)
11	Robin Threatt*	G	5-7	So.	Cedar Rapids, IA (Jefferson)
15	Jennifer Scotten*	C	6-2	So.	Victoria, British Columbia, Canada (Lambrick Park)
20	Peggy Shreve	G	5-8	Fr.	Monroe, WI (Monroe)
22	Mynette Clark*	G/F	5-9	So.	Racine, WI (Case)
23	Michele Bourne	F/G	6-1	Fr.	Hillside, N.J. (Hillside)
24	Kay Fredrickson**	F	5-10	Jr.	Durand, WI (Durand)
25	Shelly Rucinski***	G	5-8	Sr.	Dousman, WI (Kettle Moraine)
30	Kim Fredrickson**	F	5-10	Jr.	Durand, WI (Durand)
33	Gina Edmonds**	G	5-6	Jr.	West Nyack, NY (Clarkstown South)
34	Lisa Lawrence**	F	5-11	Jr.	Milwaukee, WI (Rufus King)
41	Amy Bauer*	G	5-9	So.	Durand, WI (Durand)
42	Jen Waterman	F	6-0	Fr.	Wisconsin Dells, WI (Dells)
51	Amber Landrigan	F	6-5	Fr.	Bridgeport, NE (Bridgeport)
54	Michele Kozelka*	F	6-1	So.	Prairie du Chien, WI (Prairie du Chien)

* Denotes number of letters won

Alphabetical

Name	Pos.	Ht.	Yr.	Hometown/High School
Amy Bauer*	G	5-9	So.	Durand, WI (Durand)
Heather Bostrom*	F	6-1	So.	Rochester, MI (Utica)
Michele Bourne	F/G	6-1	Fr.	Hillside, N.J. (Hillside)
Mynette Clark*	G/F	5-9	So.	Racine, WI (Case)
Gina Edmonds**	G	5-6	Jr.	West Nyack, NY (Clarkstown South)
Kay Fredrickson**	F	5-10	Jr.	Durand, WI (Durand)
Kim Fredrickson**	F	5-10	Jr.	Durand, WI (Durand)
Michele Kozelka*	F	6-1	So.	Prairie du Chien, WI (Prairie du Chien)
Amber Landrigan	F	6-5	Fr.	Bridgeport, NE (Bridgeport)
Lisa Lawrence**	F	5-11	Jr.	Milwaukee, WI (Rufus King)
Shelly Rucinski***	G	5-8	Sr.	Dousman, WI (Kettle Moraine)
Jennifer Scotten*	C	6-2	So.	Victoria, British Columbia, Canada (Lambrick Park)
Peggy Shreve	G	5-8	Fr.	Monroe, WI (Monroe)
Robin Threatt*	G	5-7	So.	Cedar Rapids, IA (Jefferson)
Jen Waterman	F	6-0	Fr.	Wisconsin Dells, WI (Dells)

Head Coach: Mary Murphy
Assistant Coaches: Mike Peckham, Donna Freitag, Yulonda Wimbish
Trainer: Shelley VanDover
Sports Information: Tamara J. Flarup

By Class

Freshmen	4
Sophomores	6
Juniors	4
Senior	1

Pronunciation Guide

10	BOS trum	33	GEE na
11	THREET	41	BOW er
23	BORN	54	Ko ZEL ka
25	Roo SIN skee		

1989-90 Schedule

NOVEMBER

SUNDAY	NOVEMBER 19	BULGARIAN NATIONAL TEAM, Women (Double Header with UW Men's Team), Men
Friday	November 24	at Texas A & M Tournament Drake vs. Northwestern State Wisconsin vs. Texas A&M
Saturday	November 25	at Texas A & M Tournament
Tuesday	November 28	at Illinois-Chicago

12:30 p.m.
3:05 p.m.
6 or 8 p.m.
6:00 p.m.
8:00 p.m.
6 or 8 p.m.
7:30 p.m.

DECEMBER

Friday	December 1	at Princeton Tournament UW vs. North Carolina Princeton vs. Bucknell
Saturday	December 2	at Princeton Tournament
TUESDAY	DECEMBER 5	UW-GREEN BAY
TUESDAY	DECEMBER 12	NEBRASKA
SATURDAY	DECEMBER 30	DARTMOUTH

6:00 p.m.
8:00 p.m.
4 or 6 p.m.
7:00 p.m.
7:00 p.m.
7:30 p.m.

JANUARY

TUESDAY	JANUARY 2	CHICAGO STATE
FRIDAY	JANUARY 5	INDIANA
SUNDAY	JANUARY 7	OHIO STATE
Friday	January 12	at Northwestern
TUESDAY	JANUARY 16	MARQUETTE
Friday	January 19	at Michigan State
Sunday	January 21	at Michigan
FRIDAY	JANUARY 26	ILLINOIS
SUNDAY	JANUARY 28	PURDUE

7:00 p.m.
7:00 p.m.
1:30 p.m.
7:30 p.m.
7:00 p.m.
7:30 p.m.
2:00 p.m.
7:00 p.m.
1:30 p.m.

FEBRUARY

Friday	February 2	at Iowa
Sunday	February 4	at Minnesota
FRIDAY	FEBRUARY 9	NORTHWESTERN
FRIDAY	FEBRUARY 16	MICHIGAN
SUNDAY	FEBRUARY 18	MICHIGAN STATE
Friday	February 23	at Purdue
Sunday	February 25	at Illinois

7:30 p.m.
2:00 p.m.
7:00 p.m.
7:00 p.m.
1:30 p.m.
7:30 p.m.
2:05 p.m.

MARCH

FRIDAY	MARCH 2	MINNESOTA
SUNDAY	MARCH 4	IOWA
Thursday	March 8	at Ohio State
Saturday	March 10	at Indiana

7:00 p.m.
1:30 p.m.
7:30 p.m.
7:30 p.m.


Home games, indicated in capitals, are played at the University of Wisconsin Fieldhouse. All times listed are local in the location of the host school.

Ticket Prices: Season Ticket (adult) \$25.00, (student) \$10.00


Single Game (adult) \$3.00, (student) \$1.00

No admission charge for UW students showing student credential available at UW ticket office.

Tickets Available: At the UW Ticket Office, 1440 Monroe Street, Madison, WI, 53711, 608-262-1440, or at the Fieldhouse door on game days.



Sophomore Robin Threatt



Forward Lisa Lawrence

1990 Big Ten Composite Schedule

Friday, January 5

Minnesota at Michigan, 7:30 p.m. EST
Iowa at Michigan State, 7:30 p.m. EST
Ohio State at Northwestern, 7:30 p.m. CST
Indiana at Wisconsin, 7:30 p.m. CST

Sunday, January 7

Iowa at Michigan, 2:00 p.m. EST
Minnesota at Michigan State,
2:00 p.m. EST or TBA
Indiana at Northwestern, 2:00 p.m. CST
Ohio State at Wisconsin, 2:00 p.m. CST
Illinois at Purdue, 2:00 p.m. EST

Friday, January 12

Purdue at Minnesota, 7:00 p.m. CST
Illinois at Iowa, 7:30 p.m. CST
Michigan at Ohio State, 7:30 p.m. EST
Michigan State at Indiana, 7:30 p.m. EST
Wisconsin at Northwestern, 7:30 p.m. CST

Sunday, January 14

Purdue at Iowa, 1:00 p.m. CST
Illinois at Minnesota, 2:00 p.m. CST
Michigan at Indiana, 2:05 p.m. EST
Michigan State at Ohio State,
2:00 p.m. EST or TBA

Friday, January 19

Ohio State at Purdue, 7:30 p.m. EST
Indiana at Illinois, 7:05 p.m. CST
Northwestern at Michigan, 7:30 p.m. EST
Wisconsin at Michigan State,
7:30 p.m. EST
Iowa at Minnesota, 7:00 p.m. CST

Sunday, January 21

Indiana at Purdue, 2:00 p.m. EST
Ohio State at Illinois, 2:05 p.m. CST
Wisconsin at Michigan, 2:00 p.m. EST
Northwestern at Michigan State,
2:00 p.m. EST

Friday, January 26

Purdue at Northwestern, 7:30 p.m. CST
Illinois at Wisconsin, 7:00 p.m. CST
Minnesota at Ohio State, 7:30 p.m. EST
Iowa at Indiana, 7:05 p.m. EST
Michigan State at Michigan, 7:30 p.m. EST

Sunday, January 28

Purdue at Wisconsin, 7:00 p.m. CST
Illinois at Northwestern, 2:00 p.m. CST
Minnesota at Indiana, 2:00 p.m. CST
Iowa at Ohio State, 2:00 p.m. EST

Friday, February 2

Michigan at Purdue, 7:30 p.m. EST
Michigan State at Illinois, 7:05 p.m. CST
Northwestern at Minnesota, 7:00 p.m. CST
Wisconsin at Iowa, 7:30 p.m. CST
Indiana at Ohio State, 7:30 p.m. EST

Big Ten Media Row Telephones

ILLINOIS	(217) 333-1227
INDIANA	(812) 335-2754
IOWA	(319) 335-7284
MICHIGAN	(313) 763-7188
MICHIGAN STATE	(517) 353-1626
MINNESOTA	(612) 626-1394
NORTHWESTERN	(312) 491-8747
OHIO STATE	(614) 292-1812
PURDUE	(317) 494-6364
WISCONSIN	(608) 263-2249

Sunday, February 4

Michigan State at Purdue, 2:00 p.m. EST
Michigan at Illinois, 2:05 p.m. CST
Wisconsin at Minnesota, 2:00 p.m. CST
Northwestern at Iowa, 1:00 p.m. CST

Friday, February 9

Iowa at Illinois, 7:05 p.m. CST
Minnesota at Purdue, 7:30 p.m. EST
Indiana at Michigan, 7:30 p.m. EST
Ohio State at Michigan State,
7:30 p.m. EST
Northwestern at Wisconsin, 7:00 p.m. CST

Sunday, February 11

Iowa at Purdue, 2:00 p.m. EST
Minnesota at Illinois, 2:05 p.m. CST
Ohio State at Michigan, 2:00 p.m. EST
Indiana at Michigan State, 2:00 p.m. EST

Friday, February 16

Purdue at Indiana, 7:30 p.m. EST
Illinois at Ohio State, 7:30 p.m. EST
Michigan at Wisconsin, 7:00 p.m. CST
Michigan State at Northwestern,
7:30 p.m. CST
Minnesota at Iowa, 7:30 p.m. CST

Sunday, February 18

Purdue at Ohio State, 2:00 p.m. EST
Illinois at Indiana, 7:30 p.m. EST
Michigan at Northwestern, 2:00 p.m. CST
Michigan at Wisconsin, 1:30 p.m. CST

Friday, February 23

Wisconsin at Purdue, 7:30 p.m. EST
Northwestern at Illinois, 7:05 p.m. CST
Indiana at Minnesota, 7:00 p.m. CST
Ohio State at Iowa, 7:30 p.m. CST
Michigan at Michigan State, 7:30 p.m. EST

Sunday, February 25

Northwestern at Purdue, 2:00 p.m. EST
Wisconsin at Illinois, 2:05 p.m. CST
Ohio State at Minnesota, 2:00 p.m. CST
Indiana at Iowa, 1:00 p.m. CST

Friday, March 2

Purdue at Michigan State, 7:30 p.m. EST
Illinois at Michigan, 7:30 p.m. EST
Minnesota at Wisconsin, 7:00 p.m. CST
Iowa at Northwestern, 7:30 p.m. CST
Ohio State at Indiana, 7:30 p.m. EST

Sunday, March 4

Purdue at Michigan, 2:00 p.m. EST
Illinois at Michigan State, 2:00 p.m. EST
Minnesota at Northwestern, 2:00 p.m. CST
Iowa at Wisconsin, 1:30 p.m. CST

Thursday, March 8

Michigan at Iowa, 7:30 p.m. CST
Michigan State at Minnesota,
7:30 p.m. CST
Northwestern at Indiana, 7:30 p.m. EST
Wisconsin at Ohio State, 7:30 p.m. EST
Purdue at Illinois, 7:05 p.m. CST

Saturday, March 10

Michigan at Minnesota, 7:30 p.m. CST
Michigan State at Iowa, 7:30 p.m. CST
Northwestern at Ohio State, 7:30 p.m. EST
Wisconsin at Indiana, 7:30 p.m. EST

Record vs.

Big Ten Opponents

Illinois	8-12
Indiana	3-18
Iowa	9-12
Michigan	9-9
Michigan State	6-13
Minnesota	6-15
Northwestern	5-17
Ohio State	1-16
Purdue	8-12

Total: 55 wins, 124 losses

Big Ten Opponents

UNIVERSITY OF ILLINOIS

Friday, January 26, 1990
at Madison, Wisconsin
—7:00 p.m. (CST)

Sunday, February 25, 1990
at Champaign, Illinois
—2:05 p.m. (CST)



Location: Champaign, IL
Enrollment: 36,000
Division: NCAA-I
Home Arena: Assembly Hall (16,153)
Nickname: Fighting Illini
Colors: Blue and Orange
1988–89 Season Record: 11–18
1989 Conference Record/Finish: 6-12/6th
Starters Returning: 4
Letterwinners Returning: 10
Head Coach: Laura Golden
School Record: 72–72 (6 years)
Career Record: 247–150 (16 years)
Assistants: Cookie Mankowski

Sports Information: Dave Johnson
Office Phone: (217) 333–1390
Home Phone: (217) 352–2477
Press Row: (217) 333–1227
FAX Phone: (217) 333–5540

Wisconsin vs. Illinois series record: 8–12

Date	Place	Wis	Opp	Margin
Dec. 6, 1974	Iowa City, IA	56	57	– 1
Feb. 6, 1976	Champaign, IL	33	77	– 44
Feb. 11, 1977	West Lafayette, IN	49	76	– 27
Dec. 9, 1978	Madison, WI	60	51	+ 9
Feb. 16, 1979	Madison, WI	63	92	– 29
Jan. 9, 1982	Madison, WI	80	71	+ 9
Jan. 9, 1983	Champaign, IL	91	88	+ 3
March 10, 1983	Madison, WI	72	80	– 8
Jan. 8, 1984	Madison, WI	64	53	+ 11
March 8, 1984	Champaign, IL	79	65	+ 14
Jan. 18, 1985	Champaign, IL	59	70	– 11
Feb. 17, 1985	Madison, WI	70	67	+ 13
Jan., 17, 1986	Madison, WI	69	82	– 13
Feb. 16, 1986	Champaign, IL	53	69	– 16
Jan. 9, 1987	Champaign, IL	67	82	– 15
Feb. 8, 1987	Madison, WI	64	77	– 13
Jan. 15, 1988	Madison, WI	75	64	+ 11
Feb. 14, 1988	Champaign, IL	50	76OT	– 26
Jan. 27, 1989	Champaign, IL	75	81OT	– 6
Feb. 26, 1989	Madison, WI	77	68	+ 9

Top Illinois Returnees:


Player	Pos.	Ht.	Yr.	Pts.	Reb.
Sarah Sharp	F	5–10	Jr.	16.7	6.5
Kristen Haynes	G	5–6	Sr.	8.2	3.1
Doris Carie	G	5–11	Sr.	5.8	2.6
Kim McClelland	F	6–1	Jr.	9.3	5.9
Kate Riley	C	6–2	So.	3.4	3.3

Top Illinois Newcomers:

Jill Estey	G	5–4	Fr.	Plymouth, MI/Salem
Connie Ruholl	C	6–3	Fr.	Teutopolis, IL/Teutopolis



Head Coach Laura Golden

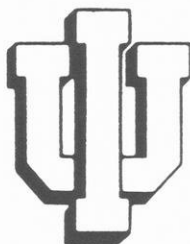


Junior Sarah Sharp was a second team All–Big Ten selection in 1989

INDIANA UNIVERSITY

Friday, January 5, 1990
at Madison, Wisconsin
—7:00 p.m. (CST)

Saturday, March 10, 1990
at Bloomington, Indiana
—7:30 p.m. (EST)



Location: Bloomington, IN
Enrollment: 34,000
Division: NCAA-I
Home Arena: Assembly Hall (17,356)
Nickname: Hoosiers
Colors: Cream and Crimson
1988–89 Season Record: 16–12
1989 Conference Record/Finish: 9–9/4th
Starters Returning: 1
Letterwinners Returning: 9
Head Coach: Jim Izard
School Record: 16–12 (1 year)
Career Record: 179–61 (8 years)
Assistants: Susan Dixon, Tracy Manuel
Sports Information: Vickie Hasselfeldt
Office Phone: (812) 855–4770
Press Row: (812) 855–2754
FAX Phone: (812) 855–9401

Wisconsin vs. Indiana series record: 3–18


Date	Place	Wis	Opp	Margin
Dec. 7, 1974	Iowa City, IA	29	83	–54
Feb. 9, 1978	Bloomington, IN	48	63	–15
Feb. 8, 1979	Bloomington, IN	45	53	–8
Feb. 17, 1979	Madison, WI	52	59	–7
Jan. 18, 1980	Bloomington, IN	50	64	–14
Jan. 30, 1981	Madison, WI	86	76	+10
Dec. 5, 1981	Bloomington, IN	77	83	–6
Feb. 6, 1983	Madison, WI	61	73	–12
Feb. 11, 1983	Bloomington, IN	49	59	–10
Feb. 5, 1984	Bloomington, IN	57	64	–7
Feb. 10, 1984	Madison, WI	60	58	+2
Jan. 13, 1985	Madison, WI	51	75	–24
Feb. 8, 1985	Bloomington, IN	67	71	–4
Jan. 12, 1986	Bloomington, IN	46	65	–19
Feb. 7, 1986	Madison, WI	37	65	–28
Jan. 16, 1987	Madison, WI	66	71OT	–5
Feb. 15, 1987	Bloomington, IN	48	46OT	+2
Jan. 22, 1988	Bloomington, IN	49	71	–22
Feb. 21, 1988	Madison, WI	53	77	–24
Jan. 6, 1989	Bloomington, IN	55	73	–18
March 11, 1989	Madison, WI	80	85	–5

Top Indiana Returnees:


Player	Pos.	Ht.	Yr.	Pts.	Reb.
Pam Owens	F/C	5–11	Jr.	14.0	10.3
Zandrea Jefferies	F	5–11	Jr.	8.1	6.9
Tisha Hill	G	5–7	So.	6.6	3.3
Lori Meinerding	F	5–11	Jr.	5.6	1.7
Amy Cherubini	G	5–8	So.	5.4	2.3

Top Indiana Newcomers:

Courtney Cox	G/F	5–10	Fr.	Noblesville, IN/Noblesville
Jenny Davis	F	6–1	Fr.	Fortville, IN/Mt. Vernon
Dawn Douglass	G	5–9	Fr.	Detroit, MI/St. Martin De Porres
Mary Spielman	G	5–7	Fr.	Des Plaines, IL/Maine West



Head Coach Jim Izard



Forward Pam Owens had double figures in two categories as a sophomore completing the season with averages of 14 points and 10 rebounds per game

UNIVERSITY OF IOWA

Friday, February 2, 1990
at Iowa City, Iowa
—7:30 p.m. (CST)

Sunday, March 4, 1990
at Madison, Wisconsin
—1:30 p.m. (CST)



Location: Iowa City, IA
Enrollment: 30,000
Division: NCAA-I
Home Arena: Carver-Hawkeye Arena
(15,500)
Nickname: Hawkeyes
Colors: Black and Gold
1988–89 Season Record: 27–5
1989 Big Ten Record/Finish: 16–2/1st-tie
Starters Returning: 2
Letterwinners Returning: 11
Head Coach: C. Vivian Stringer
 School Record: 141–37 (6 years)
 Career Record: 392–88 (17 years)
Assistants: Renee DeVarney, Marianna
Freeman
Sports Information: Tammy Frank
 Office Phone: (319) 335–9267
 Home Phone: (319) 337–7110
 Press Row: (319) 335–7284
 FAX Phone: (319) 335–9333

Wisconsin vs. Iowa series record: 9–12

Date	Place	Wis	Opp	Margin
Dec. 7, 1974	Iowa City, IA	65	49	+16
Dec. 2, 1978	Iowa City, IA	68	75	– 7
Dec. 1, 1979	Iowa City, IA	51	68	–17
Nov. 15, 1980	Madison, WI	73	69	+ 4
Feb. 3, 1981	Iowa City, IA	88	67	+11
Feb. 12, 1982	East Lansing, MI	78	64	+14
March 3, 1982	Iowa City, IA	78	64	+14
Jan. 23, 1983	Iowa City, IA	68	47	+21
Feb. 23, 1983	Madison, WI	68	44	+24
Jan. 22, 1984	Madison, WI	50	49	+ 1
Feb. 24, 1984	Iowa City, IA	37	46	– 9
Jan. 27, 1985	Madison, WI	65	54	+11
Feb. 24, 1985	Iowa City, IA	52	64	–12
Jan. 26, 1986	Iowa City, IA	32	68	–36
Feb. 21, 1986	Madison, WI	47	61	–14
Jan. 2, 1987	Madison, WI	44	83	–39
March 7, 1987	Iowa City, IA	56	78	–22
Jan. 8, 1988	Madison, WI	59	79	–20
March 12, 1988	Iowa City, IA	50	98	–48
Feb. 3, 1989	Madison, WI	57	67	–10
March 5, 1989	Iowa City, IA	52	78	–26

Top Iowa Returnees:


Player	Pos.	Ht.	Yr.	Pts.	Reb.
Franthea Price	F	5–9	Sr.	14.3	5.6
Jollette Law	G	5–3	Sr.	14.4	4.1
Stephanie Schuler	G	5–3	Jr.	6.3	2.0
Tricia Waugh	F	6–1	So.	3.2	2.7
Katie Abrahamson	F	6–2	Sr.	4.2	2.0

Top Iowa Newcomers:

Tony Foster	C/F	6–2	Fr.	Chicago, IL/Marshall
Laurie Aaron	G	5–5	Fr.	Detroit, MI/Murray Wright



Head Coach C. Vivian Stringer



Senior Jollette Law ran the show for the Hawks last season averaging 14.4 points while earning All-Big Ten First Team honors

UNIVERSITY OF MICHIGAN

Sunday, January 21, 1990
at Ann Arbor, Michigan
—2:00 p.m. (EST)

Friday, February 16, 1990
at Madison, Wisconsin
—7:00 p.m. (CST)



Location: Ann Arbor, MI
Enrollment: 34,340
Division: NCAA-I
Home Arena: Crisler Arena (13,609)
Nickname: Wolverines
Colors: Maize and Blue
1988–89 Season Record: 11–17
1989 Big Ten Record/Finish: 5–13/8th-tie
Starters Returning: 5
Letterwinners Returning: 11
Head Coach: Bud VanDeWege, Jr.
School Record: 55–84 (5 years)
Career Record: 55–84 (5 years)
Sports Information: Jody Humphries
Office Phone: (313) 763–1381
Home Phone: (313) 662–4776
Press Row: (313) 763–7188
FAX Phone: (313) 747–1188

Wisconsin vs. Michigan series record: 9–9


Date	Place	Wis	Opp	Margin
Feb. 7, 1976	Champaign, IL	33	84	–51
Jan. 12, 1979	Ann Arbor, MI	73	80	–7
Jan. 26, 1980	Madison, WI	65	57	+8
Dec. 6, 1980	Ann Arbor, MI	78	87	–9
Jan. 16, 1983	Madison, WI	99	68	+31
March 4, 1983	Ann Arbor, MI	80	71	+9
Jan. 15, 1984	Ann Arbor, MI	77	63	+13
March 2, 1984	Madison, WI	63	64	–1
Feb. 3, 1985	Ann Arbor, MI	81	72	+9
March 1, 1985	Madison, WI	81	70	+11
Feb. 2, 1986	Madison, WI	67	72	–5
Feb. 28, 1986	Ann Arbor, MI	66	77	–11
Jan. 25, 1987	Ann Arbor, MI	65	57	+12
Feb. 20, 1987	Madison, WI	88	63	+25
Jan. 31, 1988	Madison, WI	65	68	–3
Feb. 26, 1988	Ann Arbor, MI	51	86	–35
Jan. 22, 1989	Madison, WI	66	59	+7
Feb. 17, 1989	Ann Arbor, MI	57	75	–18

Top Michigan Returnees:

Player	Pos.	Ht.	Yr.	Pts.	Reb.
Tempie Brown	G	5–8	Sr.	13.0	3.6
Tanya Powell	F	5–11	Sr.	11.7	8.9
Leslie Spicer	F	5–10	Sr.	7.8	3.3
Carol Szechowski	G	5–10	Jr.	9.1	3.0
Leah Woolridge	G	5–6	So.	6.8	2.1

Top Michigan Newcomers:

Trish Andrew	C	6–2	Fr.	Winnetka, IL/New Trier
Nikki Beaudry	F	6–0	Fr.	Grand Blanc, MI/Flint Power
Michelle Hall	C	6–3	Fr.	Milford, MI/Walled Lake Western
Stacie McCall	G	5–5	Fr.	Columbus, OH/Bishop Hartley



Head Coach Bud VanDeWege, Jr.



Senior Tanya Powell has led Michigan in rebounding for three years, last year averaging 8.9 rebounds per game

MICHIGAN STATE UNIVERSITY

Friday, January 19, 1990
at East Lansing, Michigan
—7:30 p.m. (EST)

Sunday, February 18, 1990
at Madison, Wisconsin
—1:30 p.m. (CST)



Location: East Lansing, MI
Enrollment: 42,695
Division: NCAA-I
Home Arena: Breslin Events Center
(15,200)
Nickname: Spartans
Colors: Green and White
1988–89 Season Record: 15–13
1989 Big Ten Record/Finish: 9–9/4th-tie
Starters Returning: 3
Letterwinners Returning: 8
Head Coach: Karen Langeland
School Record: 205–146 (13 years)
Career Record: 205–146 (13 years)
Assistants: Leanna Bordner, Sue Guevara
Sports Information: Lori Schulze
Office Phone: (517) 355–2274
Home Phone: (517) 332–7853
Press Row: (517) 353–1626
FAX Phone: (517) 353–9636

Wisconsin vs. Michigan State series record: 6–13

Date	Place	Wis	Opp	Margin
Feb. 6, 1976	Champaign, IL	46	77	–31
Jan. 14, 1978	Madison, WI	63	65	–2
Jan. 13, 1979	East Lansing, MI	52	57	–5
Dec. 30, 1980	Madison, WI	62	74	–12
Feb. 27, 1982	East Lansing, MI	60	76	–16
Jan. 14, 1983	Madison, WI	77	59	+18
March 6, 1983	East Lansing, MI	76	70	+6
Jan. 13, 1984	East Lansing, MI	67	66	+1
March 4, 1984	Madison, WI	88	68	+20
Feb. 1, 1985	East Lansing, MI	64	65	–1
March 3, 1985	Madison, WI	82	72	+10
Jan. 31, 1986	Madison, WI	55	58	–3
March 2, 1986	East Lansing, MI	69	82	–13
Jan. 23, 1987	East Lansing, MI	53	77	–24
Feb. 22, 1987	Madison, WI	57	71	–14
Jan. 29, 1988	Madison, WI	58	65	–7
Feb. 29, 1988	East Lansing, MI	58	68	–10
Jan. 20, 1989	Madison, WI	71	69	+2
Feb. 19, 1989	East Lansing, MI	67	71	–4

Top Michigan State Returnees:


Player	Pos.	Ht.	Yr.	Pts.	Reb.
Cherie Swarthout	F	5–11	Jr.	9.8	4.5
Eileen Shea	G	5–8	Jr.	13.1	4.3
Carlotta Taylor	G	5–6	Sr.	5.3	3.6
Taraisa Wills	F	5–10	Sr.	6.7	3.2
Roz Van Guilder	F	5–10	Jr.	5.9	2.9

Top Michigan State Newcomers:

Marline Ferguson	G	5–7	So.	Detroit, MI/Martin Luther
Dana Walker	F	6–1	So.	Cincinnati, OH/Withrow
Sheronda Mayo	C	6–1	Fr.	Detroit, MI/Cass Tech



Head Coach Karen Langeland



Junior guard Eileen Shea led the Spartans in scoring last season averaging 13 points per game

UNIVERSITY OF MINNESOTA

Sunday, February 4, 1990
at Minneapolis, Minnesota
—2:00 p.m. (CST)

Friday, March 2, 1990
at Madison, Wisconsin
—7:00 p.m. (CST)



Location: Minneapolis, MN
Enrollment: 38,000
Division: NCAA-I
Home Arena: Williams Arena (17,000)
Nickname: Golden Gophers
Colors: Maroon and Gold
1988-89 Season Record: 7-21
1989 Big Ten Record/Finish: 4-14/10th
Starters Returning: 3
Letterwinners Returning: 11
Head Coach: LaRue Fields
School Record: 16-39 (2 years)
Career Record: 139-100 (9 years)
Assistant: Caren Truske, Clemette Haskins
Sports Information: Karen Smith
Office Phone: (612) 624-3335
Home Phone: (612) 379-8223
Press Row: (612) 626-1394
FAX Phone: (612) 624-8018

Wisconsin vs. Minnesota series record: 6-15

Date	Place	Wis	Opp	Margin
Dec. 6, 1974	Iowa City, IA	55	45	+10
Feb. 8, 1980	Madison, WI	66	80	-14
Jan. 17, 1981	Madison, WI	68	84	-16
Feb. 13, 1981	Evanston, IL	68	79	-11
March 7, 1981	Minneapolis, MN	56	66	-10
Nov. 21, 1981	Madison, WI	63	72	-9
Jan. 23, 1982	Minneapolis, MN	60	63	-3
Jan. 28, 1983	Minneapolis, MN	60	73	-13
Feb. 18, 1983	Madison, WI	71	77	-6
Jan. 27, 1984	Madison, WI	63	59	+4
Feb. 17, 1984	Minneapolis, MN	51	62	-11
Jan. 25, 1985	Madison, WI	58	59	-1
Feb. 24, 1985	Minneapolis, MN	70	79	-9
Jan. 24, 1986	Minneapolis, MN	58	75	-17
Feb. 23, 1986	Madison, WI	62	52	+10
Jan. 4, 1987	Madison, WI	81	73	+8
March 5, 1987	Minneapolis, WI	45	70	-25
Jan. 10, 1988	Minneapolis, MN	75	67	+8
March 9, 1988	Madison, WI	71	73	-2
Feb. 5, 1989	Madison, WI	78	61	+17
March 3, 1989	Minneapolis, MN	58	83	-25

Top Minnesota Returnees:


Player	Pos.	Ht.	Yr.	Pts.	Reb.
Lea Bergin	F/C	6-1	Sr.	3.1	2.9
Jennifer Hall	F	5-10	Sr.	13.4	5.1
Ellen Kramer	F	6-0	Jr.	13.6	8.3
Sue Renner	C	6-4	Sr.	7.4	4.9

Top Minnesota Newcomers:

Stacy Carver	F	6-1	Fr.	Montrose, MN/Buffalo
Nikki Coates	G	5-7	Fr.	Leavenworth, KS/Leavenworth
Crystal Flint	G/F	5-9	Fr.	Roxbury, MA/South Boston



Head Coach LaRue Fields



Ellen Kramer led the Gophers in rebounds in 11 games last season averaging 8.3 rebounds and 13.6 points

NORTHWESTERN UNIVERSITY

Friday, January 12, 1990
at Evanston, Illinois
—7:30 p.m. (CST)

Friday, February 9, 1990
at Madison, Wisconsin
—7:00 p.m. (CST)



Location: Evanston, IL
Enrollment: 7,230
Division: NCAA-I
Home Arena: Welsh-Ryan Arena (8,117)
Nickname: Wildcats
Colors: Purple and White
1988-89 Season Record: 11-17
1989 Big Ten Record/Finish: 6-12/6th-tie
Starters Returning: 4
Letterwinners Returning: 7
Head Coach: Don Perrelli
School Record: 77-64 (5 years)
Career Record: 252-135 (13 years)
Assistants: Marnie Dacko, Mary Ciuk
Sports Information: John Estes
Office Phone: (708) 491-7503
Home Phone: (708) 761-1278
Press Row: (708) 491-7503
FAX Phone: (708) 491-8818

Wisconsin vs. Northwestern series record: 5-17


Date	Place	Wis	Opp	Margin
Jan. 22, 1977	Madison, WI	70	80	-10
Jan. 28, 1978	Evanston, IL	61	67	-6
Feb. 21, 1979	Madison, WI	62	67	-5
Jan. 23, 1980	Evanston, IL	52	79	-27
Dec. 13, 1980	Madison, WI	70	77	-7
Feb. 25, 1981	Madison, WI	75	82	-7
Feb. 12, 1982	East Lansing, MI	52	62	-10
Feb. 20, 1982	Evanston, IL	66	82	-16
Jan. 21, 1983	Evanston, IL	57	54	+3
Feb. 27, 1983	Madison, WI	81	72	+9
Jan. 20, 1984	Madison, WI	80	70	+10
Feb. 24, 1984	Evanston, IL	57	54	+3
Jan. 6, 1985	Madison, WI	58	76	-18
March 9, 1985	Evanston, IL	89	86OT	+3
Jan. 5, 1986	Evanston, IL	64	68	-4
March 8, 1986	Madison, WI	72	87	-15
Jan. 30, 1987	Madison, WI	53	72	-19
Feb. 27, 1987	Evanston, IL	50	73	-23
Feb. 5, 1988	Evanston, IL	55	70	-15
March 4, 1988	Madison, WI	57	83	-26
Jan.-13, 1989	Madison, WI	59	62	-3
Feb. 10, 1989	Evanston, IL	63	66	-3

Top Northwestern Returnees:


Player	Pos.	Ht.	Yr.	Pts.	Reb.
Kelly Cole	G	5-6	Sr./Jr.	13.7	3.3
Robin Garrett	F	5-10	Sr.	7.4	4.5
J. Wasielewski	G	5-11	Jr.	10.7	4.9
Mya Whitmore	C	6-3	Jr.	13.4	3.8

Top Northwestern Newcomers:

Renee Ducree F 5-10 Fr. Atlanta, GA



Head Coach Don Perrelli



Guard Kelly Cole, who averaged 13.7 points per game in six games last year, returns this season after recuperating from a knee injury

THE OHIO STATE UNIVERSITY

Sunday, January 7, 1990
at Madison, Wisconsin
—1:30 p.m. (CST)

Thursday, March 8, 1990
at Columbus, Ohio
—7:30 p.m. (EST)



Location: Columbus, Ohio
Enrollment: 53,669
Division: NCAA-I
Home Arena: St. John Arena (13,276)
Nickname: Buckeyes
Colors: Scarlet and Gray
1988-89 Season Record: 24-6
1989 Big Ten Record Finish: 16-2/1st-tie
Starters Returning: 1
Letterwinners Returning: 8
Head Coach: Nancy M. Darsch
School Record: 98-23 (4 years)
Career Record: 98-23 (4 years)
Assistants: Kathy Gordon Lindsey, Mary Ostrowski
Sports Information: Liz Cook
Office Phone: (614) 292-6861
Home Phone: (614) 237-8907
Press Row: (614) 292-1813
FAX Phone: (614) 292-8547

Wisconsin vs. Ohio State series record: 1-16

Date	Place	Wis	Opp	Margin
Feb. 10, 1978	West Lafayette, IN	48	73	-25
March 10, 1978	East Lansing, MI	52	85	-33
March 3, 1980	Terre Haute, IN	68	80	-12
Feb. 4, 1983	Madison, WI	66	84	-18
Feb. 13, 1983	Columbus, OH	61	75	-14
Feb. 3, 1984	Columbus, OH	66	85	-19
Feb. 12, 1984	Madison, WI	79	70	+ 9
Jan. 11, 1985	Madison, WI	53	66	-13
Feb. 10, 1985	Columbus, OH	48	62	-14
Jan. 10, 1986	Columbus, OH	48	81	-33
Feb. 9, 1986	Madison, WI	50	85	-35
Jan. 18, 1987	Madison, WI	49	89	-40
Feb. 13, 1987	Columbus, OH	62	97	-35
Jan. 24, 1988	Columbus, OH	54	84	-30
Feb. 19, 1988	Madison, WI	70	87	-17
Jan. 8, 1989	Columbus, OH	53	84	-31
March 8, 1989	Madison, WI	61	77	-16

Top Ohio State Returnees:

Player	Pos.	Ht.	Yr.	Pts.	Reb.
Nicole Sanchez	F/C	6-1	Sr.	9.7	4.5
Mindy Smith	C	6-5	Sr.	4.9	2.5
Vicki Pullie	F	6-0	Jr.	5.0	2.8
Cheryl Perozek	G	5-5	Jr.	1.8	1.1

Top Ohio State Newcomers:

Averrill Roberts	G	5-9	Fr.	Boston, MA/Latin
Monica Taylor	F	6-0	Fr.	Elyria, OH/Elyria



Head Coach Nancy Darsch



Forward Nicole Sanchez is the lone starter and leading scorer returning from the 1989 Big Ten Co-Champion OSU team

PURDUE UNIVERSITY

Sunday, January 28, 1990
at Madison, Wisconsin
—1:30 p.m. (CST)

Friday, February 23, 1990
at West Lafayette, Indiana
—7:30 p.m. (EST)



Location: West Lafayette, IN
Enrollment: 34,969
Division: NCAA-I
Home Arena: Mackey Arena (14,123)
Nickname: Boilermakers
Colors: Black and Old Gold
1988-89 Season Record: 24-6
1989 Big Ten Record/Finish: 14-4/3rd
Starters Returning: 4
Letterwinners Returning: 9
Head Coach: Lin Dunn
School Record: 45-16 (3 years)
Career Record: 286-205 (19 years)
Assistants: Tom Collen, Gail Goestenkers
Sports Information: Kenna Belgie
Office Phone: (317) 494-3200
Home Phone: (317) 497-3267
Press Row: (317) 494-6364
FAX Phone: (317) 494-5447

Wisconsin vs. Purdue series record: 8-12

Date	Place	Wis	Opp	Margin
Dec. 3, 1976	West Lafayette, IN	40	53	-13
Feb. 11, 1977	West Lafayette, IN	60	62	-2
Jan. 20, 1978	Carbondale, IL	65	79	-14
Jan. 20, 1979	Madison, WI	82	75OT	+7
Feb. 15, 1980	West Lafayette, IN	66	57	+9
Feb. 6, 1981	Madison, WI	61	57	+4
Jan. 7, 1983	West Lafayette, IN	58	55	+3
March 12, 1983	Madison, WI	92	82	+10
Jan. 6, 1984	Madison, WI	92	62	+30
March 10, 1984	West Lafayette, IN	75	65	+10
Jan. 20, 1985	West Lafayette, IN	61	67	-6
Feb. 15, 1985	Madison, WI	65	73	-8
Jan. 19, 1986	Madison, WI	57	72	-15
Feb. 14, 1986	West Lafayette, IN	57	79	-22
Jan. 11, 1987	West Lafayette, IN	62	70	-8
Feb. 6, 1987	Madison, WI	49	85	-36
Jan. 17, 1988	Madison, WI	62	80	-18
Feb. 12, 1988	West Lafayette, IN	55	67	-12
Jan. 15, 1989	West Lafayette, IN	56	69	-13
Feb. 27, 1989	Madison, WI	81	67	+14

Top Purdue Returnees:


Player	Pos.	Ht.	Yr.	Pts.	Reb.
Joy Holmes	F	5-10	Jr.	10.2	4.3
MaChelle Joseph	G	5-8	So.	18.9	4.4
Rhonda Mateen	C	6-3	Jr.	5.9	4.0
Teri Moren	G	5-8	Jr.	3.0	1.4

Top Purdue Newcomers:

Tricia Cullop	F	6-2	Fr.	Bicknell, IN/North Knox
Kay Tucker	G	6-0	Fr.	Coarfield Heights, OH/Trinity
Carol Madsen	G	6-0	Fr.	Cincinnati, OH/Reading



Head Coach Lin Dunn



Guard MaChelle Joseph led Purdue in scoring with 18.9 points, earned second team All-Big Ten honors, and was voted the Big Ten Freshman of the Year last season

Non-Conference Opponents

TEXAS A&M UNIVERSITY TOURNAMENT

Fri-Sat., November 24-25, 1989

at College Station, TX—6:00 or 8:00

p.m. CST

Friday—Drake vs. Northwestern State,

6:00 p.m.

Friday—Wisconsin vs. Texas A & M,

8:00 p.m.

Saturday—Consolation 6 p.m., Champi-
onship 8:00 p.m.

TEXAS A&M UNIVERSITY

Location: College Station, TX

Enrollment: 39,176

Division: NCAA I

Home Arena: G. Rollie White Coliseum
(7,500)

Nickname: Lady Aggies

Colors: Maroon and White

Conference: Southwest

1988-89 Season Record: 17-12

1988-89 Conference Record/

Finish: 8-8/5th

Starters Returning: 2

Letterwinners Returning: 10

Head Coach: Lynn Hickey

School Record: 71-69 (5 years)

Career Record: 196-108 (10 years)

Assistant Coaches: Eileen Feeney, Lubomyr
Lichonczak

Sports Information: Nan Elrod

Office Phone: (409) 845-5725

Home Phone: (409) 774-4679

Press Row: (409) 845-5725

FAX Phone: (409) 845-0564

Wisconsin vs. Texas A&M series record: First Meeting

Top Texas A&M Returnees:

Player	Pos.	Ht.	Yr.	Pts.	Reb.
LaTanya Irving	G-F	5-9	So.	8.8	2.3
Dena Russo	F	6-0	So.	5.9	2.2
Louise Madison	F-C	6-0	Jr.	5.4	4.7
Lisa Herner	G	5-6	Sr.	4.8	2.3
Lori Dillard	F-G	5-7	Sr.	4.4	3.0



DRAKE UNIVERSITY

Location: Des Moines, IA

Enrollment: 6,600

Division: NCAA I

Home Arena: Drake Fieldhouse (2000)

Nickname: Bulldogs

Colors: Blue and White

Conference: Gateway

1988-89 Season Record: 17-11

1988-89 Conference Record/

Finish: 12-6/3rd

Starters Returning: 3

Letterwinners Returning: 6

Head Coach: Susan Yow

School Record: 41-42 (3 years)

Career Record: 159-143 (11 years)

Assistant Coaches: Sue Doran,

Sharon Allen

Sports Information: TBA

Office Phone: (515) 271-3740

Press Row: (515) 271-3740

FAX Phone: (515) 271-3015

Wisconsin vs. Drake series record: 0-3

Date	Place	Wis	Opp	Margin
Dec. 2, 1979	Des Moines, IA	76	78	- 2
Jan. 18, 1981	Madison, WI	54	71	- 17
Nov. 27, 1981	Des Moines, IA	57	93	- 36

Top Drake Returnees:

Player	Pos.	Ht.	Yr.	Pts.	Reb.
Jan Jensen	F	5-10	Jr.	16.2	7.3
Jenni Fitzgerald	G	5-6	Sr.	10.9	3.3



NORTHWESTERN STATE UNIVERSITY

Location: Natchitoches, LA

Enrollment: 6,455

Division: NCAA I

Home Arena: Prather Coliseum (3,900)

Nickname: Lady Demons

Colors: Purple, Orange, and White

Conference: Southland

1988-89 Season Record: 22-8

1988-89 Conference Record/

Finish: 11-3/2nd

Starters Returning: 3

Letterwinners Returning: 8

Head Coach: James Smith

School Record: 38-20 (2 years)

Assistant Coach: Teresa Thompson
Thomas

Sports Information: Lori Martin

Office Phone: (318) 357-6466

Home Phone: (318) 352-9948

Press Row: (318) 357-6297

FAX Phone: (318) 357-3202

Wisconsin vs. Northwestern State series record: First Meeting

Top Northwestern State Returnees:

Player	Pos.	Ht.	Yr.	Pts.	Reb.
Pam Hudson	F	5-11	Sr.	20.2	10.0
Iris Dixon	G	5-7	Jr.	8.3	3.0



PRINCETON UNIVERSITY TOURNAMENT

Fri-Sat., December 1-2, 1989
at Princeton, N.J.—6:00 or
8:00 p.m. EST
Friday—Wisconsin vs. North Carolina,
6:00 p.m.
Friday—Princeton vs. Bucknell,
8:00 p.m.
Saturday—Consolation 4 p.m., Champi-
onship 6:00 p.m.

PRINCETON UNIVERSITY

Location: Princeton, N.J.
Enrollment: 4,500
Division: NCAA I
Home Arena: Jadwin Gymnasium (7,500)
Nickname: Tigers
Colors: Orange and Black
Conference: Ivy League
1988-89 Season Record: 13-12
1988-89 Conference Record/
Finish: 6-8/5th
Starters Returning: 5
Letterwinners Returning: 12
Head Coach: Joan Kowalik
School Record: 76-52/5 years
Career Record: 129-82/9 years
Assistant Coach: Sue Johnson
Sports Information: Mark Panus
Office Phone: (609) 258-3568
Home Phone: (609) 921-8032
Fax Phone: (609) 258-4477



Wisconsin vs. Princeton series record: 1-0

Date	Place	Wis	Opp	Margin
Jan. 11, 1980	Princeton, NJ	74	44	+30


Top Princeton Returnees:

Player	Pos.	Ht.	Yr.	Pts.	Reb.
Sandi Bittler	G	5-6	Sr.	19.2	4.1
JoJo Rein	C	6-2	Sr.	11.7	7.8
Corneille Burt	F	6-0	So.	9.5	6.9
Leah Spraragen	G	5-8	So.	8.6	3.8



NORTH CAROLINA

Location: Chapel Hill, N.C.
Enrollment: 22,000
Division: NCAA I
Home Arena: Carmichael Auditorium
(10,000)
Nickname: Tar Heels
Colors: Carolina Blue and White
Conference: Atlantic Coast Conference
1988-89 Season Record: 10-20
1988-89 Conference Record/
Finish: 1-13/8th
Starters Returning: 4
Letterwinners Returning: 11
Head Coach: Sylvia Hatchell
School Record: 39-47 (4 years)
Career Record: 312-127 (14 years)
Assistant Coaches: Andrew Calder, Fred
Applin
Sports Information: Scott Jared
Office Phone: (919) 962-2123
Home Phone: (919) 489-2862
FAX Phone: (919) 962-0612



Wisconsin vs. North Carolina series record: First Meeting

Top North Carolina Returnees:

Player	Pos.	Ht.	Yr.	Pts.	Reb.
LeAnn Kennedy	F	5-11	So.	9.1	5.4
Tanya Lamb	G	5-8	Jr.	9.7	3.0
Dawn Bradley	F	5-11	So.	8.1	4.7

BUCKNELL

Location: Lewisburg, PA
Enrollment: 3,400
Division: NCAA I
Home Arena: Davis Gymnasium (2,100)
Nickname: Bison
Colors: Orange and Blue
Conference: East Coast
1988-89 Season Record: 16-12
1988-89 Conference Record/
Finish: 8-6/4th-tie
Starters Returning: 3
Letterwinners Returning: 8
Head Coach: Lori Howard
School Record: 66-73 (5 years)
Career Record: 100-85 (7 years)
Assistant Coach: Terrie Grieb
Sports Information: Tracy Mihas
Office Phone: (717) 524-1227
Home Phone: (717) 523-0899
FAX Phone: (717) 524-1660



Wisconsin vs. Bucknell series record: First Meeting

Top Bucknell Returnees:

Player	Pos.	Ht.	Yr.	Pts.	Reb.
Kirsten Ellison	F	6-0	So.	7.1	6.1
Susan Hopper	C	6-4	Sr.	9.4	4.8
Caroline Shantz	G	5-6	Jr.	4.7	1.9

UNIVERSITY OF ILLINOIS-CHICAGO

Tuesday, November 28, 1989
at Chicago, IL,—7:30 p.m. CST

Location: Chicago, Illinois
Enrollment: 25,000
Division: NCAA I
Home Arena: Physical Ed. Complex (4,000)
Nickname: Flames
Colors: Indigo and Flame
Conference: North Star
1988-89 Season Record: 5-23
1988-89 Conference Record/Finish: 3-11/
6th-tie
Head Coach: Francine St. Clair
School Record: 7-49 (2 years)
Career Record: 70-96 (6 years)
Assistant: James Spurrier
Sports Information: Dave Mateer
Office Phone: (312) 996-5880



Wisconsin vs. Illinois-Chicago series record: 8-5

Date	Place	Wis	Opp	Margin
Feb. 4, 1977	Chicago, IL	59	62	- 3
Jan. 11, 1978	Madison, WI	67	73	- 6
Jan. 19, 1978	Carbondale, IL	49	65	- 16
Dec. 6, 1978	Chicago, IL	66	72	- 6
Feb. 1, 1980	Normal, IL	54	71	- 17
Feb. 23, 1980	Madison, WI	68	62	+ 6
Feb. 17, 1981	Chicago, IL	82	57	+ 25
Dec. 10, 1981	Madison, WI	75	53	+ 22
Nov. 26, 1982	Chicago, IL	80	32	+ 58
Dec. 7, 1983	Madison, WI	71	55	+ 7
Dec. 11, 1985	Chicago, IL	71	55	+ 16
Dec. 27, 1986	Madison, WI	84	61	+ 23
Jan. 30, 1989	Madison, WI	72	58	+ 14

Top Illinois-Chicago Returnees:

Player	Pos.	Ht.	Yr.	Pts.	Reb.
Jacquese Gilbeet	G	5-5	Jr.	14.3	2.2
Sheryl Lynch	F	5-10	So.	8.4	3.1
Michelle Crosby	F/C	5-11	Sr.	5.1	3.3
Kim Pearce	F	6-0	So.	4.1	4.0

UNIVERSITY OF WISCONSIN-GREEN BAY

Tuesday, December 5, 1989
at Madison, WI—7:00 p.m. CST

Location: Green Bay, WI
Enrollment: 5,000
Division: NCAA-I
Home Arena: Phoenix Sports Center
(2,200)
Nickname: Fighting Phoenix
Colors: Green, Red, and White
Conference: North Star
1988-89 Season Record: 19-10
1988-89 Conference Record/
Finish: 11-3/3rd
Starters Returning: 2
Letterwinners Returning: 10



Head Coach: Carol Hammerle
School Record: 279-141 (16 years)
Career Record: 279-141 (16 years)
Assistant Coaches: Ada Gee, Sue Bodilly
Sports Information: Chris Sampson
Office Phone: (414) 465-2145
Home Phone: (414) 435-6223
FAX Phone: (414) 465-2357

Wisconsin vs. Wisconsin-Green Bay series record: 7-1

Date	Place	Wis	Opp	Margin
Jan. 11, 1975	Madison, WI	45	38	+ 7
Jan. 24, 1979	Madison, WI	50	29	+ 21
Feb. 9, 1976	Green Bay, WI	47	39	+ 8
Feb. 23, 1977	Green Bay, WI	81	37	+ 44
Feb. 23, 1982	Madison, WI	66	53	+ 13
Dec. 8, 1982	Green Bay, WI	69	55	+ 14
Dec. 9, 1987	Madison, WI	60	61	- 1
Dec. 7, 1988	Green Bay, WI	62	58OT	+ 4

Top Wisconsin-Green Bay Returnees:

Player	Pos.	Ht.	Yr.	Pts.	Reb.
Amy O'Brien	G	5-10	Sr.	3.4	.9
Patti Van Swol	G	5-5	Jr.	6.4	1.8
Beth Peters	F	6-0	So.	4.6	4.1

UNIVERSITY OF NEBRASKA

Tuesday, December 12, 1989
at Madison, WI—7:30 p.m. CST

Location: Lincoln, NE
Enrollment: 25,000
Division: NCAA I
Home Arena:
Devaney Sports Center
(14,987)



Nickname: Huskers
Colors: Scarlet and Cream
Conference: Big Eight
Starters Returning: 2
Letterwinners Returning: 6
1988-89 Season Record: 14-14
1988-89 Conference Record/
Finish: 5-9/6th
Head Coach: Angela Beck
School Record: 52-38 (4 years)
Career Record: 148-112 (10 years)
Assistant: Theresa Becker, Debbie McClurd
Sports Information: Terry L. Beek
Office Phone: (402) 472-2263
Home Phone: (402) 488-4079
Press Row: (402) 472-1406
FAX Phone: (402) 472-2005

Wisconsin vs. Nebraska series record: 1-0

Date	Place	Wis	Opp	Margin
Jan. 5, 1979	Madison, WI	79	74	+ 5

Top Nebraska Returnees:

Player	Pos.	Ht.	Yr.	Pts.	Reb.
Ann Halsne	F	6-1	Jr.	9.9	5.0
Kelly Hubert	F	6-1	Jr.	4.4	4.6

DARTMOUTH COLLEGE

Saturday, December 30, 1989

Madison, WI—7:30 p.m. CST

Location: Hanover, NH

Enrollment: 4000

Division: NCAA I

Home Arena: Leede Arena (2,100)

Nickname: Big Green

Colors: Green and White

Conference: Ivy League

Starters Returning: 4

Letterwinners Returning: 10

1988-89 Season Record: 22-4

1988-89 Conference Record/

Finish: 12-2/1st

Head Coach: Jacqueline Hullah

School Record: 83-46 (5 years)

Career Record: 83-46 (5 years)

Assistants: Karen Tessmer, Julie Swanson

Sports Information: Kathy Slattery

Office Phone: 603-646-2468

Home Phone: 603-448-2103

FAX Phone: 603-646-1286



Wisconsin vs. Dartmouth series record: 1-0

Date	Place	Wis	Opp	Margin
Jan. 17, 1982	Hanover, N.H.	81	59	+22

Top Dartmouth Returnees:

Player	Pos.	Ht.	Yr.	Pts.	Reb.
Sophia Neely	G	5-9	Sr.	14.9	3.5
Patty Webb	C	6-2	Sr.	13.1	7.3
Ute Bowman	G	5-8	Sr.	9.1	2.6
Allison Greene	F	5-11	Sr.	7.3	4.3

CHICAGO STATE UNIVERSITY

Tuesday, January 2, 1990

at Madison, WI—7:00 p.m. CST

Location: Chicago, IL

Enrollment: 7,500

Division: NCAA Division I

Home Arena: CSU Physical Education and
Athletics Building (2,500)

Nickname: Cougars

Colors: Green and White

Conference: Independent

1988-89 Season Record: 3-22

Starters Returning: 3

Letterwinners Returning: 8

Head Coach: John Boosalis

School Record: 4-46 (2 years)

Career Records 4-46 (2 years)

Sports Information: TBA

Office Phone: (312) 995-2289




Wisconsin vs. Chicago State series record: 2-0

Date	Place	Wis	Opp	Margin
Nov. 29, 1980	Des Moines, IA	95	35	+60
Feb. 7, 1981	Madison, WI	91	41	+50
Jan. 3, 1989	Madison, WI	65	45	+20

Top Chicago State Returnees:

Player	Pos.	Ht.	Yr.	Pts.	Reb.
Mary McNicholas	F	6-1	Sr.	7.6	5.1
Enid Scott	F	6-1	Jr.	3.9	4.0
Rhegae Tate	G	5-9	Jr.	8.6	4.1



MARQUETTE UNIVERSITY

Tuesday, January 16, 1990

at Madison, WI,—7:00 p.m. CST

Location: Milwaukee, Wisconsin

Enrollment: 12,000

Division: NCAA I

Home Arena: Marquette Gymnasium (800)

Nickname: Warriors

Colors: Royal Blue and Gold

Conference: North Star

1988-89 Season Record: 13-15

1988-89 Conference Record/

Finish: 7-8/5th

Starters Returning: 4

Letterwinners Returning: 6

Head Coach: Sr. Maria Pares, OSF

School Record: 31-52 (3 years)

Career Record: 139-91 (8 years)

Assistant: Tamie Tills and Jane Lobenstein

Sports Information: Marian Topp

Office Phone: (414) 288-6980

Home Phone: (414) 962-4729

FAX Phone: (414) 288-5287



Wisconsin vs. Marquette series record: 4-1

Date	Place	Wis	Opp	Margin
Feb. 21, 1977	Madison, WI	68	47	+25
March 4, 1977	Stevens Point, WI	60	71	-11
Feb. 14, 1978	Milwaukee, WI	71	55	+16
Feb. 20, 1979	Madison, WI	67	44	+23
Dec. 1, 1989	Madison, WI	78	66	+12

Top Marquette Returnees:

Player	Pos.	Ht.	Yr.	Pts.	Reb.
Joan Pitrof	G	5-6	Sr.	9.1	2.6
Heidi Ach	C/F	6-0	Jr.	13.6	4.6
Tammy Shain	F	6-0	So.	12.6	4.5
Beth Crossett	G	5-9	Sr.	7.5	4.1

Season by Season Results 1974-89

1974-75

Won 11, Lost 7 (Home: 6-2)

12/6	+10	55-45	Minnesota
12/6	-1	56-57	Illinois
12/7	-54	29-83	Indiana
12/7	+16	65-49	Iowa
1/11	+7	45-38	UW-GREEN BAY
1/18	-30	46-76	UW-LaCROSSE
1/23	+15	42-27	Northern Illinois
1/25	+32	74-42	UW-PLATTEVILLE
1/28	+20	75-55	UW-MILWAUKEE
2/1	-2	47-49	UW-Stevens Point
2/5	+13	59-46	UW-Eau Claire
2/8	-27	32-59	UW-LaCrosse
2/11	+9	57-48	CARTHAGE COLLEGE
2/12	+4	62-58	CARROLL COLLEGE
2/15	+5	63-58	UW-Platteville
2/18	-2	53-55	UW-WHITEWATER
2/22	+11	56-45	UW-STEVENS POINT
	-32	39-71	UW-Stevens Point

UW Head Coach: Marilyn Harris

Total home attendance: Figures Not Available

1975-76

Won 5, Lost 13 (Home: 3-4)

12/5	-60	28-88	Illinois State
12/6	-1	39-40	Mankato State
12/7	-13	46-59	UW-EAU CLAIRE
12/12	-42	59-101	Illinois State
12/13	-15	52-67	UW-RIVER FALLS
1/24	+21	50-29	UW-GREEN BAY
1/26	20	76-56	UW-Platteville
1/30	-26	40-66	UW-STEVENS POINT
1/31	-49	32-81	UW-LaCrosse
2/2	+5	52-47	UW-PLATTEVILLE
2/5	-37	41-78	UW-Whitewater
2/6	-31	46-77	Michigan State
2/6	-44	33-77	Illinois
2/7	-51	33-84	Michigan
2/9	+8	47-39	UW-Green Bay
2/11	-72	30-102	UW-LaCROSSE
2/16	-50	35-85	UW-Stevens Point
2/21	+10	46-36	NORTHERN ILLINOIS

UW Head Coach: Marilyn Harris

Total home attendance: Figures Not Available

1976-77

Won 7, Lost 14 (Home: 3-4)

12/3	-13	40-53	Purdue
12/4	+4	65-61	Cincinnati
12/11	-7	46-53	UW-WHITEWATER
1/15	+4	56-52	Northern Illinois
1/21	-10	82-92	UW-Stevens Point
1/22	-10	70-80	NORTHWESTERN
1/25	-12	50-62	UW-STEVENS POINT
1/28	-42	50-92	UW-LaCrosse
1/29	-13	51-64	UW-Eau Claire
2/1	-4	55-59	UW-Whitewater
2/4	-3	59-62	UI-Chicago Circle
2/5	+32	87-55	UW-MILWAUKEE
2/9	+30	84-54	UW-PLATTEVILLE
2/11	-2	60-62	Purdue
2/11	-27	49-76	Illinois
2/15	+7	79-72	Carthage College
2/19	-9	58-67	UW-OSHKOSH
2/21	+21	68-47	MARQUETTE
2/23	+44	81-37	UW-Green Bay
3/3	-3	68-71	UW-Eau Claire
3/5	-11	60-71	Marquette

UW Head Coach: Edwina Qualls

Total home attendance: Figures Not Available

1977-78

Won 14, Lost 10 (Home: 5-5)

12/3	+33	88-55	WESTMAR COL., 2500*
12/10	+45	84-39	UW-EAU CLAIRE, 610
12/14	+51	106-55	DePAUL, 5000*
1/11	-6	67-73	UI-CHICAGO CIRCLE, 450
1/14	-2	63-65	MICHIGAN STATE, 1500*
1/17	+58	100-42	NORTHERN ILLINOIS, 150
1/19	-16	49-65	UI-CHICAGO CIRCLE, 450
1/20	-14	65-79	Purdue
1/25	-15	75-90	UW-LaCROSSE, 552
1/28	-6	61-67	Northwestern
1/31	+8	80-72	UW-Oshkosh
2/9	-15	48-63	Indiana
2/10	-25	48-73	Ohio State
2/14	+16	71-55	Marquette
2/16	+43	78-35	UW-Milwaukee
2/18	+12	66-54	UW-WHITEWATER, 549
2/22	-5	52-57	UW-STEVENS POINT, 470
2/25	+30	73-43	Carroll College
3/2	+42	88-46	UW-Eau Claire
3/3	+4	68-64	UW-LaCrosse
3/4	+7	75-68	UW-Oshkosh
3/9	+11	92-81	Illinois State
3/10	-33	52-85	Ohio State
3/11	+1	65-64	Southern Illinois

UW Head Coach: Edwina Qualls

Total home attendance: 12,231/10 = 1223 average

1978-79

Won 13, Lost 11 (Home: 7-3)

12/1	+6	76-70	William Penn
12/2	-7	68-75	Iowa
12/6	-6	66-72	UI-Chicago Circle
12/9	+10	60-50	ILLINOIS, 884
12/13	+65	115-50	UW-MILWAUKEE, 418
1/5	+5	79-74	NEBRASKA, 535
1/12	-7	73-80	Michigan
1/13	-5	52-57	Michigan State
1/16	+10	85-75	UW-OSHKOSH, 321
1/20	+7	82-75OT	PURDUE, 301
1/26	-14	62-76	IOWA STATE, 511
1/27	+22	81-59	UW-STEVENS POINT, 521
1/31	+13	73-60	UW-Stevens Point
2/8	-8	45-53	Indiana
2/14	+3	52-49	UW-Eau Claire
2/15	-20	63-83	UW-LaCrosse
2/17	-7	52-59	INDIANA, 600
2/20	+23	67-44	MARQUETTE, 425
2/21	-5	62-67	NORTHWESTERN, 463
2/24	+4	79-75	Western Michigan
2/25	-20	57-77	Detroit
3/1	+44	83-39	UW-Milwaukee
3/2	+13	78-65	UW-Oshkosh
3/3	-14	74-88	UW-LaCrosse

UW Head Coach: Edwina Qualls

Total home attendance: 4,979/10 = 497.9 average

1979-80

Won 11, Lost 16 (Home: 4-4)

11/17	-7	69-76	WESTERN ILLINOIS, 300
11/23	-3	70-73	William Penn
11/24	+15	76-61	St. Cloud State
11/25	+7	67-60	Phillips University
12/1	-17	51-68	Iowa
12/2	-2	76-78	Drake
12/8	-8	63-71	UM-DETROIT, 487
12/11	+12	84-62	UW-WHITEWATER, 262
1/7	+2	72-70OT	Yale
1/9	-2	61-63	Providence
1/11	+30	74-44	Princeton
1/13	+3	78-75	Southern Connecticut
1/14	-22	61-83	Queens College
1/18	-14	50-64	Indiana
1/19	-8	62-70	Indiana State
1/23	-27	52-79	Northwestern

1/26	+8	65-57	MICHIGAN, 356
1/31	-14	57-71	Illinois State
2/1	-14	54-71	UI-Chicago Circle
2/2	+10	84-74	Lincoln College
2/8	-14	66-80	MINNESOTA, 400
2/15	+9	66-57	Purdue
2/16	-29	63-92	Illinois
2/20	-7	57-64	UW-LaCROSSE, 423
2/22	+8	80-72	WESTERN MICHIGAN, 338
2/23	+6	68-62	UI-CHICAGO CIRCLE, 680
3/3	-12	68-80	Ohio State

UW Head Coach: Edwina Qualls

Total home attendance: 3,246/8 = 406 average

1980-81

Won 13, Lost 18 (Home: 6-6)

11/15	+4	73-69	IOWA, 1200
11/22	+8	84-76	Western Illinois
11/28	-15	67-82	Wichita State
11/29	+60	95-35	Chicago State
11/30	-15	72-87	South Dakota
12/3	+15	87-72	Northern Illinois
12/6	-9	78-87	Michigan
12/12	+14	68-54	WESTERN MICHIGAN, 200
12/13	-7	70-77	NORTHWESTERN, 200
12/30	-12	62-74	MICHIGAN STATE, 175
1/3	-4	58-62	Mississippi
1/5	-7	70-77	Memphis State
1/6	-2	76-78OT	Union University
1/9	+23	83-60	INDIANA STATE, 225
1/17	-16	68-84	MINNESOTA, 653
1/18	-17	54-71	DRAKE, 210
1/23	-17	53-70	Western Michigan
1/24	-5	61-66	Eastern Michigan
1/27	+10	66-56	UW-LaCrosse
1/30	+10	86-76	INDIANA, 400
2/4	-1	81-82	DePaul
2/6	+4	61-57	PURDUE, 400
2/7	+50	91-41	CHICAGO STATE, 195
2/13	+21	88-67	Iowa
2/13	-11	68-79	Minnesota
2/17	+25	82-57	UI-Chicago Circle
2/20	-4	71-75	Missouri
2/21	+8	69-61	Central Missouri
2/25	-7	75-82	NORTHWESTERN, 450
2/27	-5	52-57	ILLINOIS STATE, 100
3/7	-10	56-66	Minnesota

UW Head Coach: Edwina Qualls

Total home attendance: 4,408/12 = 367 average

1981-82

Won 21, Lost 13 (Home: 9-1)

11/18	-16	55-71	Illinois State
11/21	-9	63-72	MINNESOTA, 475
11/27	-36	57-93	Drake
11/28	+11	81-70	Western Illinois
12/2	+3	74-71	N. ILLINOIS, 265
12/5	-6	77-83	Indiana
12/8	+14	81-67	Loyola (Chicago)
12/10	+22	75-53	UI-CHICAGO CIRCLE, 387
1/2	-1	64-65	Georgetown
1/3	-4	60-64	University of D.C.
1/5	-29	62-91	Maryland
1/9	+9	80-71	ILLINOIS, 537
1/13	+38	81-43	WESTERN ILLINOIS, 375
1/16	+55	97-42	Army
1/17	+22	81-59	Dartmouth
1/19	+54	82-28	NORTHEASTERN ILLINOIS, 365
1/23	-3	60-63	Minnesota
1/27	+6	70-64	DePAUL, 345
1/29	+38	98-60	UW-LaCROSSE, 611
2/5	-7	68-75	Indiana State
2/6	+3	64-61	Eastern Illinois
2/12	+14	78-64	Iowa
2/12	-10	52-62	Northwestern
2/20	-16	66-82	Northwestern

2/23	+13	66-53	UW-GREEN BAY, 421
2/26	+16	74-58	Western Michigan
2/27	-16	60-76	Michigan State
3/3	+14	78-64	Iowa
3/6	+1	78-77OT	IOWA STATE, 712
3/11	+29	79-50	National College
3/12	+8	68-60OT	Indiana State
3/13	+11	76-65	Miami of Ohio
3/21	+1	60-59	Colorado
3/23	-12	61-73	Texas-Austin

UW Head Coach: Edwina Qualls

Total home attendance: 4,873/11 = 443 average

1982-83

Won 19, Lost 8 (Home: 9-4)

(Big Ten Conference Finish—5th, 11-7)

11/26	+58	90-32	UI-Chicago
12/4	+13	77-64	WESTERN MICHIGAN, 950
12/5	+44	123-79	BRADLEY, 350
12/8	+14	69-55	UW-Green Bay
12/9	+51	88-37	NATIONAL COLLEGE, 200
12/22	+2	68-66	Loyola (Chicago)
12/28	+18	65-47	California-Irvine
12/30	-4	62-66	Cal. St.-Long Beach 2OT
1/7	+3	58-55	Purdue
1/9	+3	91-88	Illinois
1/14	+18	77-59	MICHIGAN STATE, 350
1/16	+31	99-68	MICHIGAN, 570
1/21	+3	57-54	Northwestern
1/23	+21	68-47	Iowa
1/28	-13	60-73	Minnesota
2/4	-18	66-84	OHIO STATE, 1120
2/6	-12	61-73	INDIANA, 1387
2/11	-10	49-59	Indiana
2/13	-14	61-75	Ohio State
2/16	+2	77-75	ILLINOIS STATE, 365 OT
2/18	-6	71-77	MINNESOTA, 816
2/23	+24	68-44	IOWA, 669
2/27	+9	81-72	NORTHWESTERN, 1312
3/4	+9	80-71	Michigan
3/6	+6	76-70	Michigan State
3/10	-8	72-80	ILLINOIS, 950
3/12	+10	92-82	PURDUE, 550

UW Head Coach: Edwina Qualls

Total home attendance: 9,589/13 = 738 average

Big Ten attendance: 7,724/9 = 858 average

1983-84

Won 18, Lost 10 (Home: 12-1)

(Big Ten Conference Finish—2nd, 13-5)

11/26	-1	73-74	Valdosta State
11/27	-2	61-63	Eastern Kentucky
12/1	+16	75-59	Bradley
12/5	-1	69-70	Illinois State
12/7	+7	71-64	ILLINOIS-CHICAGO, 350
12/10	+25	86-61	BALL STATE, 342
12/21	+28	76-48	NORTHERN IOWA, 265
12/23	+17	68-51	LOYOLA, 191
12/29	-3	67-70	Cleveland State
12/31	-2	56-58	Fairfield
1/6	+30	92-62	PURDUE, 472
1/8	+11	64-53	ILLINOIS, 934
1/13	+1	67-66	Michigan State
1/15	+13	77-63	Michigan
1/20	+10	80-70	NORTHWESTERN, 771
1/22	+1	50-49	IOWA, 1461
1/27	+4	63-59	MINNESOTA, 1026
2/3	-19	66-85	Ohio State
2/5	-7	57-64	Indiana
2/10	+2	60-58	INDIANA, 909
2/12	+9	79-70	OHIO STATE, 1248
2/17	-11	51-62	Minnesota
2/24	-9	37-46	Iowa
2/26	+3	57-54	Northwestern
3/2	-1	63-64	MICHIGAN, 919
3/4	+20	88-68	MICHIGAN STATE, 933
3/8	+14	79-65	Illinois
3/10	+10	75-65	Purdue

UW Head Coach: Edwina Qualls

Total home attendance: 9,776/13 = 752 average

Big Ten attendance: 8,673/9 = 964 average

1984-85

Won 11, Lost 17 (Home: 7-6)

(Big Ten Conference Finish—tie for 7th, 6-12)

11/17	-11	46-57	ILLINOIS STATE, 600
11/23	-33	54-87	Clemson
11/24	-3	64-67	Arizona
11/28	+3	53-50	Loyola (Chicago)
12/1	+9	61-52	NORTHERN IOWA, 682
12/2	+9	61-52	WESTERN MICHIGAN, 431
12/7	-35	51-86	Louisiana Tech
12/8	+17	76-59	Alabama-Birmingham
12/14	+7	83-76	EASTERN ILLINOIS, 624
12/30	-10	66-76	Central Michigan
1/6	-18	58-76	NORTHWESTERN, 625
1/11	-13	53-66	OHIO STATE, 700
1/13	-24	51-75	INDIANA, 864
1/18	-21	59-70	Illinois
1/20	-6	61-67	Purdue
1/25	-1	58-59	MINNESOTA, 525
1/27	+11	65-54	IOWA, 1079
2/1	-1	64-65	Michigan State
2/3	+9	81-72	Michigan
2/8	-4	67-71	Indiana
2/10	-14	48-62	Ohio State
2/15	-8	65-73	PURDUE, 680
2/17	+3	70-67	ILLINOIS, 572
2/22	-12	52-64	Iowa
2/24	-9	70-79	Minnesota
3/1	+11	81-70	MICHIGAN, 504
3/3	+10	82-72	MICHIGAN STATE, 676
3/9	+3	89-86OT	Northwestern

UW Head Coach: Edwina Qualls

Total home attendance: 8,562/13 = 659 average

Big Ten attendance: 6,225/9 = 692 average

1985-86

Won 4, Lost 24 (Home: 2-12)

(Big Ten Conference Finish—10th, 1-17)

11/24	+5	74-69OT	WESTERN ILLINOIS, 479
11/29	-8	60-68	MIAMI OF OHIO, 379
11/30	-6	64-70	EASTERN ILLINOIS, 320
12/3	+27	72-45	Northern Iowa
12/6	-23	59-82	Virginia
12/7	-9	64-73	Pitt
12/11	+16	71-55	UI-Chicago
12/13	-15	58-73	IOWA STATE, 680
12/22	-7	57-64OT	Illinois State
1/3	-11	57-68	LOYOLA, 477
1/5	-4	64-68	Northwestern
1/10	-33	48-81	Ohio State
1/12	-19	46-65	Indiana
1/17	-13	69-82	ILLINOIS, 608
1/19	-15	57-72	PURDUE, 804
1/24	-17	58-75	Minnesota
1/26	-36	32-68	Iowa
1/31	-3	55-58	MICHIGAN STATE, 320
2/2	-5	67-72	MICHIGAN, 450
2/7	-28	37-65	INDIANA, 370
2/9	-35	50-85	OHIO STATE, 322
2/14	-22	57-79	Purdue
2/16	-16	53-69	Illinois
2/21	-14	47-61	IOWA, 706
2/23	+10	62-52	MINNESOTA, 614
2/28	-11	66-77	Michigan
3/2	-13	69-82	Michigan State
3/8	-15	72-87	NORTHWESTERN, 777

UW Head Coach: Edwina Qualls

Total home attendance: 8,704/14 = 522 average

Big Ten attendance: 4,971/9 = 552 average

1986-87

Won 9, Lost 19 (Home: 4-10)

(Big Ten Conference Finish—tie for 8th, 4-14)

11/28	+5	73-68OT	Cincinnati
11/29	-13	56-69	Middle Tennessee State
12/2	+7	86-79	Western Michigan
12/5	+12	75-63	BRADLEY UNIVERSITY, 863
12/7	-9	68-77	BOWLING GREEN, 556
12/11	-22	75-97	DePAUL UNIVERSITY, 501
12/27	+23	84-61	ILLINOIS-CHICAGO, 673

12/30	+1	74-73	San Diego
1/2	-39	44-83	IOWA, 498**
1/4	+8	81-73	MINNESOTA, 801
1/9	-15	67-82	Illinois
1/11	-8	62-70	Purdue
1/16	-5	66-71	INDIANA, 1128
1/18	-40	49-89	OHIO STATE, 1026
1/23	-24	53-77	Michigan State
1/25	+8	65-57	Michigan
1/30	-19	53-72	NORTHWESTERN, 959
2/1	-17	55-72	Loyola
2/6	-36	49-85	PURDUE, 896
2/8	-13	64-77	ILLINOIS, 993
2/13	-33	62-97	Ohio State
2/15	+2	48-46OT	Indiana
2/20	+25	88-63	MICHIGAN, 868
2/22	-14	57-71	MICHIGAN STATE, 1180
2/27	-23	50-73	Northwestern
3/1	-10	70-80	NOTRE DAME, 2170+
3/5	-25	45-70	Minnesota
3/7	-22	56-78	Iowa

UW Head Coach: Mary Murphy

Total home attendance: 14,112/14 = 1008 average

Big Ten attendance: 9349/9 = 1039 average

1987-88

Won 4, Lost 24 (Home: 3-10)

(Big Ten Conference Finish—10th, 2-16)

11/27	-20	66-86	Duke University
11/29	-6	75-81	UNC-Charlotte
12/4	-33	67-100	Florida State
12/5	-26	60-86	Alabama-Birmingham
12/9	-1	60-61	UW-GREEN BAY, 842
12/11	-13	79-92	LAKE SUPERIOR ST., 529
12/13	+31	89-58	DETROIT, 715
1/3	-9	63-72	St. Peter's College
1/5	-20	66-86	Fairleigh Dickinson
1/8	-20	59-79	IOWA, 1215
1/10	+8	75-67	Minnesota
1/15	+11	75-64	ILLINOIS, 819
1/17	-18	62-80	PURDUE, 1152
1/22	-22	49-71	Indiana
1/24	-30	54-84	Ohio State
1/29	-7	58-65	MICHIGAN STATE, 959
1/31	-3	65-68	MICHIGAN, 861
2/5	-15	55-70	Northwestern
2/8	+13	85-72	LOYOLA, 408
2/12	-12	55-67	Purdue
2/14	-26	50-76	Illinois
2/19	-17	70-87	OHIO STATE, 799
2/21	-24	53-77	INDIANA, 880
2/26	-35	51-86	Michigan
2/28	-10	58-68	Michigan State
3/4	-26	57-83	NORTHWESTERN, 766
3/9	-2	71-73	MINNESOTA, 770
3/12	-48	50-98	Iowa

UW Head Coach: Mary Murphy

Total home attendance: 10,712/13 = 824 average

Big Ten attendance: 8,221/9 = 913 average

1988-89

Won 13, Lost 14 (Home: 10-4)

(Big Ten Conference Finish—8th, 5-13)

11/25	-57	62-119	Stanford
11/27	+5	72-67	San Jose State
12/1	+12	78-66	MARQUETTE, 504
12/4	+11	73-62	WESTERN ILLINOIS, 695
12/7	+4	62-58OT	Green Bay
12/11	+3	76-73	Detroit
12/13	+27	79-52	VALPARAISO, 597
1/3	+20	65-45	CHICAGO STATE, 683
1/6	-18	55-73	Indiana
1/8	-31	53-84	Ohio State
1/13	-3	59-62	NORTHWESTERN, 981
1/15	-13	56-69	Purdue
1/20	+2	71-69	MICHIGAN STATE, 963
1/22	+7	66-59	MICHIGAN, 1027
1/27	-6	75-81OT	Illinois
1/30	+14	72-58	ILLINOIS-CHICAGO, 586
2/3	-10	57-67	IOWA, 1353
2/5	+17	78-61	MINNESOTA, 1273

2/10	- 3	63-66	Northwestern
2/17	-18	57-75	Michigan
2/19	- 4	67-71	Michigan State
2/26	+ 9	77-68	ILLINOIS, 2307**
2/27	+14	81-67	PURDUE, 711
3/3	-25	58-83	Minnesota
3/5	-26	52-78	Iowa
3/8	-16	61-77	OHIO STATE, 783
3/11	- 5	80-85	INDIANA, 1177

UW Head Coach: Mary Murphy

Total home attendance: 13,700/14 = 979 average

Big Ten attendance: 10,575/9 = 1175 average

Home games are indicated in capital letters.

+ Indicates double header attendance figure

** All-time single game attendance record for UW

Women's Basketball

NOTE: 1982-83 was the first year of Big Ten Conference Round Robin Play

Opponent Records, 1974-89


	W-L
Alabama-Birmingham	1-1
Arizona	0-1
Army	1-0
Ball State	1-0
Bowling Green	0-1
Bradley	3-0
California-Irvine	1-0
California State-Long Beach	0-1
Carroll College	2-0
Carthage College	2-0
Central Michigan	0-1
Central Missouri	1-0
Chicago State	3-0
Cincinnati	2-0
Clemson	0-1
Cleveland State	0-1
Colorado	1-0
Dartmouth	1-0
DePaul	2-2
Detroit	2-2
Drake	0-3
Duke	0-1
Eastern Illinois	2-1
Eastern Kentucky	0-1
Eastern Michigan	0-1
Fairfield	0-1
Fairleigh Dickinson	0-1
Florida State University	0-1
Georgetown	0-1
Illinois	8-12
Illinois-Chicago	8-5
Illinois State	2-8
Indiana	3-18
Indiana State	2-2
Iowa	9-12
Iowa State	1-2
Lake Superior State College	0-1
Lincoln College	1-0
Louisiana Tech	0-1
Loyola (Chicago)	5-2
Mankato State	0-1
Maryland	0-1
Marquette	4-1
Memphis State	0-1
Miami of Ohio	1-1
Michigan	9-9

Michigan State	6-13
Middle Tennessee State	0-1
Minnesota	6-15
Mississippi	0-1
Missouri	0-1
National College	2-0
Nebraska	1-0
North Carolina-Charlotte	0-1
Northeastern Illinois	1-0
Northern Illinois	6-0
Northern Iowa	3-0
Northwestern	5-17
Notre Dame	0-1
Ohio State	1-16
Phillips University	1-0
Pitt	0-1
Princeton	1-0
Providence	0-1
Purdue	8-12
Queens College	0-1
St. Cloud State	1-0
St. Peter's College	0-1
San Diego	1-0
San Jose State	1-0
Southern Connecticut	1-0
South Dakota	0-1

Southern Illinois-Carbondale	1-0
Stanford	0-1
Texas-Austin	0-1
Union University	0-1
University of D.C.	0-1
UW-Eau Claire	4-3
UW-Green Bay	7-1
UW-LaCrosse	3-9
UW-Milwaukee	5-0
UW-Oshkosh	4-1
UW-Platteville	5-0
UW-River Falls	0-1
UW-Stevens Point	3-7
UW-Whitewater	2-4
Valdosta State	0-1
Valparaiso	1-0
Virginia	0-1
Western Illinois	5-1
Western Michigan	7-1
Westmar College	1-0
William Penn College	1-1
Wichita State	0-1
Yale	1-0

Total: 173 wins, 218 losses

Junior Kay Fredrickson



UW Fieldhouse Records

All-Time Badger Fieldhouse Record 1974–89: 90 wins, 76 losses (.542)

Individual Records

Most Points

Wisconsin	32	Janet Huff vs. Ohio State (13fg, 6–7ft)	2–12–84
Opponent	41	Laura Coenen (Minnesota) (15fg, 11–14ft)	2–18–83

Most Field Goals

Wisconsin	13	Janet Huff vs. Ohio State (13–26)	2–12–84
	13	Janet Huff vs. Iowa (13–25)	1–22–84
	13	Lisa Bonnell vs. Detroit (13–19)	12–13–87
Opponent	15	Carol Emanuel (Purdue) (15–27)	3–12–83
	15	Laura Coenen (Minnesota) (15–26)	2–18–83

Most Field Goals Attempted

Wisconsin	27	Theresa Huff vs. Indiana (11–27)	2–6–83
	27	Theresa Huff vs. Michigan State (12–27)	1–14–83
Opponent	30	Mary Schoenhoff (Loyola) (12–30)	12–8–81
	30	Robin Hasemann (Western Illinois) (13–30)	12–4–88

Best Field Goal Percentage (8 attempts minimum)

Wisconsin	.875	Megan Scott vs. Michigan State (7–8)	3–4–84
Opponent	.889	Roxanne Grabow (Bradley) (8–9)	12–5–82

Most Three Point Field Goals

Wisconsin	5	Lisa Bonnell vs. Northwestern (5–6)	3–4–88
Opponent	3	Tempie Brown (Michigan) (3–4)	1–31–88
	3	Michelle Mannisto (Detroit) (3–4)	12–13–87

Most Three Point Field Goals Attempted

Wisconsin	13	Lisa Bonnell vs. Iowa (3–13)	1–8–88
Opponent	11	Robyn Frascati (Illinois-Chicago) (2–11)	1–30–89

Best Three Point Field Goal Percentage (4 attempts minimum)

Wisconsin	.833	Lisa Bonnell vs. Iowa (5–6)	3–4–88
Opponent	.750	Tempie Brown (Michigan) (3–4)	1–31–88
	.750	Michelle Mannisto (Detroit) (3–4)	12–13–87

Most Free Throws

Wisconsin	11	Theresa Huff vs. Iowa State (11–12)	3–6–82
Opponent	17	Sally Anderson (DePaul) (17–17)	12–11–86

Most Free Throws Attempted

Wisconsin	12	Amy Bauer vs. Minnesota (8–12)	2–5–89
	12	Lisa Bonnell vs. Michigan State (9–12)	2–22–87
	12	Megan Scott vs. Ohio State (10–12)	2–12–84
	12	Theresa Huff vs. Iowa State (11–12)	3–6–82
	12	Kerry Karst vs. Northwestern (10–12)	2–21–79
Opponent	17	Cindy Haugejorde (Iowa) (13–17)	2–9–80
	17	Sally Anderson (DePaul) (17–17)	12–11–86

Best Free Throw Percentage (9 attempts minimum)

Wisconsin	1.00	Karen O'Malley vs. Ohio State (9–9)	2–9–86
Opponent	1.00	Sally Anderson (DePaul) (17–17)	12–11–86

Most Rebounds

Wisconsin	19	Delinda Hastie vs. UW–Green Bay	12–9–87
Opponent	22	Nanette Gibson (Michigan State)	2–9–80

Most Assists

Wisconsin	14	Faith Johnson vs. Eastern Illinois	12–14–84
Opponent	12	JoAnn Palombo (Northwestern)	1–30–87

Most Steals

Wisconsin	8	Karen O'Malley vs. Miami of Ohio	11–29–85
	8	Janet Huff vs. Michigan State	1–14–83
	8	Janet Huff vs. Northeastern Illinois	1–19–82
	8	Pam Moore vs. Northern Illinois	1–17–78
Opponent	8	Franthea Price (Iowa)	2–3–89

Most Blocked Shots

Wisconsin	10	Michelle Lowman vs. Illinois	12–9–78
Opponent	6	Donna Freese (UW–LaCrosse)	1–29–82
	6	Betty Willis (UW–Milwaukee)	12–13–78

Team Records

Most Points (women)

Wisconsin	123	vs. Bradley (UW 123, Bradley 79)	12–5–82
Opponent	97	DePaul vs. Wisconsin (UW 75, DePaul 97)	12–11–86

Most Points (men)

Wisconsin	120	vs. Southern Methodist (UW 120, SMU 82)	12–9–67
-----------	-----	---	---------

Most Field Goals

Wisconsin	52	vs. Bradley (52–87)	12–5–82
Opponent	37	Northwestern vs. Wisconsin (37–70)	3–8–86

Most Field Goals Attempted

Wisconsin	108	vs. DePaul (46–108)	12–14–77
Opponent	86	Western Michigan vs. Wisconsin (22–86)	12–12–80

Best Field Goal Percentage (50 attempts min.)

Wisconsin	.598	vs. Bradley (52–87)	12–5–82
Opponent	.596	Indiana vs. Wisconsin (34–57)	3–11–89

Most Three Point Field Goals

Wisconsin	7	vs Iowa (7–10)	2–3–89
Opponent	5	Indiana vs. Wisconsin (5–12)	3–11–89
	5	Detroit vs. Wisconsin (5–12)	12–13–87

Most Three Point Field Goals Attempted

Wisconsin	20	vs. Iowa (3–20)	1–8–88
Opponent	15	Illinois-Chicago vs. Wisconsin (3–15)	1–30–89

Best Three Point Field Goal Percentage (4 attempts min.)

Wisconsin	1.00	vs. Illinois (4–4)	1–15–88
Opponent	.500	Minnesota vs. Wisconsin (4–8)	2–5–89

Most Free Throws

Wisconsin	27	vs Michigan (27–42)	3–11–89
	27	vs. Michigan (27–35)	3–1–85
Opponent	35	DePaul vs. Wisconsin (35–40)	12–11–86

Most Free Throws Attempted

Wisconsin	42	vs. Michigan (27–42)	3–11–89
Opponent	40	Ohio State vs. Wisconsin (29–40)	2–9–86
	40	DePaul vs. Wisconsin (35–40)	12–11–86

Best Free Throw Percentage (20 attempts min.)

Wisconsin	.906	vs. Ball State (20–22)	12–10–83
Opponent	.893	Ohio State (25–28)	3–8–89

Most Rebounds

Wisconsin	74	vs. Western Illinois	1–13–82
Opponent	60	Illinois vs. Purdue	2–8–80

Most Rebounds (both teams)

Game	110	Wisconsin (57) vs. Ill.–Chicago (53)	12–27–86
------	-----	--------------------------------------	----------

Most Assists

Wisconsin	34	vs. UW–Milwaukee	12–13–78
Opponent	28	Illinois vs. Wisconsin	2–8–87

Most Steals

Wisconsin	27	vs. DePaul	12–14–77
	27	vs. UW–Eau Claire	12–10–77
Opponent	23	Iowa vs. Wisconsin	1–2–87

Most Blocked Shots

Wisconsin	13	vs. Purdue	1–20–79
Opponent	8	UW–LaCrosse vs. Wisconsin	1–29–82
	8	Detroit vs. Wisconsin	12–8–79
	8	UI-Chicago vs. UW–Stevens Point	1–26–79

Most Turnovers

Wisconsin	36	vs. Western Illinois	11–24–85
	36	vs. Northern Illinois	12–2–81
	36	vs. Purdue	1–20–79
	36	vs. Northwestern	1–20–77
Opponent	45	Valparaiso vs. Wisconsin	12–13–88

Badger Records

Team Records

Single Season

Big Ten Play (1983–89)		Cumulative (1974–89)	
Most Points			
71.5	1983 (1287 in 18)	74.3	1982–83 (2006 in 27)
Fewest Points			
56.1	1986 (1009 in 18)	43.6	1975–76 (785 in 18)
Most Field Goal Attempts			
68.8	1983 (1238 in 18)	76.1	1977–78 (1827 in 24)
Best Field Goal Percentage			
.436	1984 (487 of 1118)	.436	1983–84 (785 of 1797)
Lowest Field Goal Percentage			
.359	1986 (403 of 1124)	.299	1975–76 (352 of 1177)
Most Three Point Goals			
2.1	1988 (38 in 18)	2.1	1987–88 (60 in 28)
Most Three Point Attempts			
7.2	1988 (131 in 18)	8.0	1987–88 (225 in 28)
Best Three Point Percentage			
.302	1989 (35 of 116)	.314	1988–89 (44 of 140)
Most Free Throws			
13.8	1983 (249 in 18)	12.8	1988–89 (347 in 27)
Most Free Throw Attempts			
20.5	1983 (369 in 18)	19.9	1987–88 (558 in 28)
Best Free Throw Percentage			
.688	1986 (203 of 295)	.675	1982–83 (249 of 369)
Lowest Free Throw Percentage			
.644	1988 (199 of 309)	.556	1975–76 (98 of 176)
Most Rebounds			
43.7	1983 (788 in 18)	45.6	1982–83 (1230 in 17)
Fewest Rebounds			
36.2	1988 (651 in 18)	21.8	1975–76 (394 in 18)
Most Personal Fouls			
22.4	1986 (404 in 18)	22.9	1985–86 (642 in 28)
Most Victories			
13	1984 (Record 13–5)	21	1981–82 (Record 21–13)
Most Consecutive Victories			
7	1984 (Record 13–5)	7	1988–89 (Record 13–14)
7	1983–84 (Record 18–10)		
7	1982–83 (Record 19–8)		
Fewest Victories			
1	1986 (Record 1–17)	4	1987–88 (Record 4–24)
		4	1985–86 (Record 4–24)
Most Losses			
17	1986 (Record 1–17)	24	1987–88 (Record 4–24)
		24	1985–86 (Record 4–24)
Most Consecutive Losses			
15	1988 (Record 2–16)	17	1985–86 (Record 4–24)
Fewest Losses			
5	1984 (Record 13–5)	7	1974–75 (Record 11–7)
Most Overtimes			
1	1989 Season	2	1988–89
1	1987 Season	2	1986–87
1	1985 Season	2	1985–86
		2	1982–83
		2	1981–82

Big Ten Overtime Record: 2-1

L	Wisconsin-75 vs. Illinois - 81, 1 OT, 1-27-89
W	Wisconsin-48 vs. Indiana - 46, 1 OT, 2-15-87

Program Overtime Record: 10-4

L	Wisconsin-75, Illinois - 81, 1 OT, 1-27-89
W	Wisconsin-62, UW-Green Bay - 58, 1 OT, 12-7-88
W	Wisconsin-48, Indiana - 46, 1 OT, 2-15-87
W	Wisconsin-73, Cincinnati - 68, 1 OT, 11-28-86
W	Wisconsin-89 vs. Northwestern - 86, 1 OT, 3-9-85
W	Wisconsin-77, Illinois State - 75, 1 OT, 2-16-83
L	Wisconsin-62, Cal St-Long Beach - 66, 2 OT, 12-30-82
W	Wisconsin-68, Indiana State - 60, 1 OT, 3-12-82
W	Wisconsin-78, Iowa State - 77, 1 OT, 3-6-82
L	Wisconsin-76, Union University - 78, 1 OT, 1-6-81
W	Wisconsin-72, Yale - 70, 1 OT, 1-7-80
W	Wisconsin-82, Purdue - 75, 1 OT, 1-27-79
W	Wisconsin-74, Western Illinois - 69, 1 OT, 11-24-85
L	Wisconsin-57, Illinois State - 64, 1 OT, 12-22-85

Team Records

Single Game

Cumulative (1983-89)

Most Points

123	vs. Bradley, 12-5-82 (UW-123, B-79)
99*	vs. Michigan, 1-16-83 (UW-99, M-68)

Fewest Points

28	vs. Illinois State, 12-5-75 (UW-28, I-88)
32*	vs. Iowa, 1-26-86 (UW-32, IA-68)

Most Field Goals

52	vs. Bradley, (52 of 87) 12-5-82
43*	vs. Michigan, (43 of 91) 1-16-83
43*	vs. Purdue, (43 of 81) 1-6-84

Fewest Field Goals

12*	vs. Iowa, (12 of 48) 1-26-86
-----	------------------------------

Most Field Goal Attempts

108	vs. DePaul, (46 of 108) 12-14-77
91*	vs. Michigan, (43 of 91) 1-16-83

Fewest Field Goal Attempts

45*	vs. Iowa, (22 of 45) 3-7-87
-----	-----------------------------

Best Field Goal Percentage

.598	vs. Bradley (52 of 87), 12-5-82
.571*	vs. Michigan (28 of 49), 1-22-89

Lowest Field Goal Percentage

.215	vs. Michigan (14 of 65), 2-7-76
.222*	vs. Minnesota (14 of 63), 3-5-87

Most Three Point Goals

8*	vs. Indiana (8 of 16), 1-6-89
----	-------------------------------

Most Three Point Attempts

24	vs. Florida State (5 of 24), 12-4-87
20*	vs. Iowa (3 of 20), 1-8-88

Best Three Point Percentage (Four Made)

1.000*	vs. Illinois (4 of 4), 1-15-88
--------	--------------------------------

Most Free Throws

27*	vs. Minnesota (27 of 42), 2-5-89
27*	vs. Michigan (27 of 35), 3-1-85

Fewest Free Throws

0*	vs. Iowa, (0 of 4) 1-22-84
----	----------------------------

Most Free Throw Attempts

42* vs. Minnesota (27 of 42) 2-5-89

Fewest Free Throw Attempts

2 vs. Indiana (2-2), 2-17-79

4* vs. Ohio State (3 of 4), 3-8-89

4* vs. Indiana (1 of 4), 2-7-86

4* vs. Iowa (0 of 4), 1-22-84

Best Free Throw Percentage (14 or more attempts)

1.000* vs. Michigan State (14 of 14), 2-28-88

.929 vs. Minnesota (13 of 14), 2-17-84

Lowest Free Throw Percentage (14 or more attempts)

.333 vs. Eastern Kentucky (7 of 21), 11-27-83

.389* vs. Indiana (7 of 18), 2-11-83

Most Personal Fouls

36 vs. UW-Stevens Point, 1-27-79 (UW-81, SP-59)

31* vs. Ohio State, 2-9-86 (UW-50, OSU-85)

Most Rebounds

74 vs. Western Illinois, 1-13-82

65* vs. Michigan, 2-20-87

Fewest Rebounds

20* vs. Michigan, 2-2-86

Most Assists

34 vs. UW-Milwaukee, 12-13-78

27* vs. Illinois, 3-8-84

Fewest Assists

4* vs. Illinois, 2-14-88

4 vs. Florida State, 12-4-87

Most Steals

27 vs. DePaul, 12-14-77

27 vs. UW-Eau Claire, 12-1-77

23* vs. Purdue, 1-6-84

Fewest Steals

0 vs. Stanford, 11-25-88

2* vs. Ohio State, 1-8-89

2* vs. Iowa, 3-12-88

Most Turnovers

40 vs. Michigan State, 2-6-76

35* vs. Ohio State, 1-18-87

Fewest Turnovers

9 vs. UW-Milwaukee, 2-16-78

12* vs. Minnesota, 1-25-85

Most Blocked Shots

17* vs. Iowa, 1-23-83

Largest Margin of Victory

+65 vs. UW-Milwaukee (115-50), 12-13-78

+31* vs. Michigan (99-68), 1-16-83

Largest Margin of Loss

-72 vs. UW-LaCrosse (30-102), 2-11-76

-48* vs. Iowa (50-98), 3-12-88

Most Overtimes

2 Wisconsin (62) vs. Cal St-Long Beach (66), 12-30-82

1* Wisconsin (75) vs. Illinois (81), 1-27-89

1* Wisconsin (48) vs. Indiana (46), 2-15-87

1* Wisconsin (89) vs. Northwestern (86), 3-9-85

Most Home Wins in a Season12 Fieldhouse Record 12-1, 1983-84
(Overall Record 18-10)**Most Consecutive Home Wins**

11 Fieldhouse Record 12-1, 1983-84

* Indicates Big Ten School Record 1982-89

Individual Records**Single Season****Big Ten Play (1983-89)****Most Points**

350 Theresa Huff, 1983

348 Lisa Bonnell, 1988

328 Janet Huff, 1984

310 Lisa Bonnell, 1987

265 Megan Scott, 1984

242 Chris Pruitt, 1984

235 Faith Johnson, 1985

233 Michele Kozelka, 1989

227 Janetta Johnson, 1989

215 DeLinda Hastie, 1987

213 Janet Huff, 1983

211 Shelly Rucinski, 1989

207 Chris Pruitt, 1985

Most Rebounds

214 Theresa Huff, 1983

159 Michele Kozelka, 1989

157 Janetta Johnson, 1989

145 Megan Scott, 1984

137 Lisa Bonnell, 1987

136 Lisa Bonnell, 1988

128 DeLinda Hastie, 1987

124 Delinda Hastie, 1988

122 Michelle Lowman, 1983

120 Chris Pruitt, 1985

119 Chris Pruitt, 1984

116 Lisa Bonnell, 1986

Most Field Goals

153 Theresa Huff, 1983

143 Lisa Bonnell, 1988

136 Janet Huff, 1984

129 Lisa Bonnell, 1987

109 Megan Scott, 1984

102 Chris Pruitt, 1984

102 Faith Johnson, 1985

99 Janetta Johnson, 1989

91 Michele Kozelka, 1989

87 Janet Huff, 1983

84 Shelly Rucinski, 1989

Most Field Goal Attempts

324 Lisa Bonnell, 1988

314 Theresa Huff, 1983

301 Janet Huff, 1984

291 Lisa Bonnell, 1987

252 Chris Pruitt, 1984

236 Chris Pruitt, 1985

219 Faith Johnson, 1985

211 Janet Huff, 1983

205 Faith Johnson, 1983

204 DeLinda Hastie, 1987

Best Field Goal Shooting Percentage (100 or more attempts)

.548 Megan Scott, 1984 (109 of 199)

.495 Janetta Johnson, 1989 (99-200)

.487 Theresa Huff, 1983 (153 of 314)

.466 Faith Johnson, 1985 (102 of 219)

.462 Michele Kozelka, 1989 (91-197)

.452 Janet Huff, 1984 (136 of 301)

.443 Lisa Bonnell, 1987 (129 of 291)

.442 Amy Bauer, 1989 (68-154)

.441 Lisa Bonnell, 1988 (143 of 324)

.435 Teresa Theder, 1985 (57 of 131)

.431 Karen O'Malley, 1986 (50 of 116)

.420 Shelly Rucinski, 1989 (84-200)

Cumulative (1974-89)

549 Lisa Bonnell, 1987-88

540 Theresa Huff, 1981-82

515 Janet Huff, 1983-84

499 Theresa Huff, 1980-81

474 Lisa Bonnell, 1986-87

458 Theresa Huff, 1982-83

432 Janet Huff, 1981-82

420 Chris Pruitt, 1983-84

382 Theresa Huff, 1983-84

368 Chris Pruitt, 1981-82

394 Theresa Huff, 1981-82

303 Theresa Huff, 1982-83

294 Theresa Huff, 1980-81

254 Vivian Rorer, 1981-82

241 Ann Hall, 1979-80

230 Janetta Johnson, 1988-89

232 Theresa Huff, 1981-82

223 Theresa Huff, 1980-81

223 Lisa Bonnell, 1987-88

217 Janet Huff, 1983-84

203 Theresa Huff, 1982-83

202 Lisa Bonnell, 1986-87

188 Chris Pruitt, 1983-84

180 Janet Huff, 1981-82

163 Pam Moore, 1977-78

162 Linda Gough, 1979-80

510 Theresa Huff, 1981-82

498 Lisa Bonnell, 1987-88

476 Janet Huff, 1983-84

438 Theresa Huff, 1980-81

437 Lisa Bonnell, 1986-87

437 Theresa Huff, 1982-83

428 Janet Huff, 1981-82

423 Chris Pruitt, 1983-84

401 Linda Gough, 1979-80

.547 Megan Scott, 1983-84 (127 of 232)

.518 Vivian Rorer, 1981-82 (156 of 301)

.515 Janetta Johnson, 1988-89 (152-295)

.510 Vivian Rorer, 1980-81 (53 of 104)

.509 Theresa Huff, 1980-81 (223 of 438)

.500 Marty Calden, 1976-77 (129 of 258)

.484 Theresa Huff, 1979-80 (165 of 341)

.463 Michele Kozelka, 1988-89 (118-255)

.462 Lisa Bonnell, 1986-87 (202 of 437)

.457 Shelly Rucinski, 1988-89 (121-265)

.456 Janet Huff, 1983-84 (217 of 476)

.448 Lisa Bonnell, 1987-88 (223 of 498)

Career Records

Scoring

	Mark	Yrs
1. Theresa Huff	1879	4
2. Lisa Bonnell	1482	4
3. Janet Huff	1455	4
4. Chris Pruitt	1399	4
5. Faith Johnson	1120	4
6. Linda Gough	1057	4
7. Delinda Hastie	789	3
8. Michelle Lowman	760	4
9. Ann Hall	652	3
10. Dot Whalen	648	4

Rebounding

1. Theresa Huff	1201	4
2. Lisa Bonnell	760	4
3. Michelle Lowman	718	4
4. Chris Pruitt	687	4
5. Linda Gough	656	4
6. Ginny Vorwald	606	4
7. Delinda Hastie	568	3
8. Ann Hall	541	3
9. Andrea Adams	478	4
10. Janet Huff	377	4

Blocked Shots

1. Michelle Lowman	254	4
2. Janet Johnson	130	1
3. Inga Young	109	4
4. Theresa Huff	105	4
5. Lisa Bonnell	79	4
6. Teresa Theder	71	4
7. DeLinda Hastie	58	3
Chris Pruitt	58	4
9. Andrea Adams	50	4
10. Linda Gough	48	4
11. Janet Huff	35	4
Michelle Fischer	35	4

Assists

1. Janet Huff	411	4
2. Chris Pruitt	368	4
3. Faith Johnson	363	4
4. Karen O'Malley	312	3
5. Dot Whalen	305	4
6. Nancy Fahey	269	4
7. Sheila Driver	230	4
8. Verdell Hale	220	3
9. Ann Hall	193	3
10. Kelley Camp	177	2

Steals

1. Janet Huff	323	4
2. Faith Johnson	261	4
3. Theresa Huff	243	4
4. Chris Pruitt	217	4
5. Sheila Driver	166	4
6. Karen O'Malley	140	3
6. Linda Gough	130	4
7. Ann Hall	124	3
8. Dot Whalen	122	4
10. Verdell Hale	117	3

Games Played

1. Janet Huff	118	4
Theresa Huff	118	4
Faith Johnson	118	4
4. Michelle Lowman	115	4
5. Chris Pruitt	114	4
6. Lisa Bonnell	109	4
7. Andrea Adams	106	4

8. Kris Hallisy	105	4
Linda Gough	105	4
10. Teresa Theder	103	4

Most Field Goals

1. Theresa Huff	823	4
2. Lisa Bonnell	620	4
3. Janet Huff	607	4
4. Chris Pruitt	589	4
5. Faith Johnson	470	4
6. Linda Gough	460	4
7. Michelle Lowman	318	4
8. Delinda Hastie	294	3
9. Kelley Camp	268	2
10. Dot Whalen	259	4

Most Field Goals Attempted

1. Theresa Huff	1,726	4
2. Chris Pruitt	1,425	4
3. Janet Huff	1,406	4
4. Lisa Bonnell	1,385	4
4. Faith Johnson	1,190	4
5. Linda Gough	1,172	4
7. Michelle Lowman	793	4
8. Dot Whalen	702	4
9. Delinda Hastie	688	3
10. Kelley Camp	682	2

Field Goal Pct. (200 min.)

1. Megan Scott	.547 (127-232)	1
2. Janet Johnson	.515 (152-295)	1
3. Vivian Rorer	.504 (209-414)	2
4. Marty Calden	.500 (129-258)	1
5. Theresa Huff	.477 (823-1726)	4
6. Michele Kozelka	.463 (118-255)	1
7. Lisa Bonnell	.448 (620-1385)	4
8. Michelle Fischer	.442 (106-240)	4
9. Amy Bauer	.440 (92-209)	1
10. Kerry Karst	.436 (142-326)	1
11. Janet Huff	.435 (607-1397)	4
12. Ann Hall	.429 (257-599)	3

Most Free Throws

1. Janet Huff	241	4
2. Theresa Huff	233	4
3. Chris Pruitt	221	4
4. Lisa Bonnell	211	4
5. DeLinda Hastie	201	3
6. Faith Johnson	180	4
7. Verdell Hale	151	3
8. Ginny Vorwald	149	4
9. Ann Hall	138	3
10. Karen O'Malley	137	3
11. Dot Whalen	130	4
12. Michelle Lowman	124	4

Most Free Throws Attempted

1. Theresa Huff	409	4
2. DeLinda Hastie	333	3
3. Janet Huff	328	4
4. Lisa Bonnell	317	4
5. Chris Pruitt	298	4
6. Faith Johnson	292	4
7. Ginny Vorwald	241	4
8. Verdell Hale	221	3
9. Michelle Lowman	197	4
10. Karen O'Malley	189	3

Free Throw Pct. (60 min.)

1. Amy Bauer	.782 (79-101)	1
Carmella McMullen	.782 (68-87)	1
3. Chris Pruitt	.741 (221-298)	4
4. Michele Kozelka	.740 (74-100)	1
5. Pam Moore	.739 (51-69)	1

6. Janet Huff	.734 (241-328)	4
Mary Chrnelich	.734 (58-79)	2
8. Karen O'Malley	.725 (137-189)	3
9. Ann Hall	.701 (138-197)	3
10. Dot Whalen	.695 (130-187)	4

Most Three Point Goals

1. Shelly Rucinski	31	2
Lisa Bonnell	31	1
3. Kay Fredrickson	14	2
4. Amy Bauer	11	1
5. Mynette Clark	6	1


Most Three Point Attempts

1. Shelly Rucinski	112	2
2. Lisa Bonnell	97	1
3. Kay Fredrickson	41	2
4. Amy Bauer	34	1
5. Mynette Clark	19	1

Best Three Point Pct. (10 min.)

1. Kay Fredrickson	.341 (14-41)	2
2. Amy Bauer	.324 (11-34)	1
3. Lisa Bonnell	.320 (31-97)	1
4. Mynette Clark	.316 (6-19)	1
5. Shelly Rucinski	.277 (31-112)	4

Most consecutive games played: 103 by Linda Gough (1977-1981)



Lisa Bonnell completed her eligibility in 1988 as Wisconsin's second leading scorer and rebounder. She also figures among the top five Badgers in eight other career categories.

Single Game

Cumulative (1974-89)

Most Points

- 35 Lisa Bonnell vs. St. Peter's College, 1-3-88, (12 FG, 10 FT)
- 33 Chris Pruitt vs. Bradley, 12-1-83 (16 FG, 1 FT)
- 33 Marty Calden vs. UW-Stevens Point, 1-21-77 (13 FG, 7 FT)
- 32* Janet Huff vs. OSU, 2-12-84 (13 FG, 6 FT)
- 31 Lisa Bonnell vs. MINN, 1-10-88 (13 FG, 1-3PT, 2 FT)
- 30 Janet Huff vs. Illinois-Chicago, 12-7-83 (14 FG, 2 FT)
- 30 Theresa Huff vs. ILL, 1-19-83 (14 FG, 0 FT)
- 30 Theresa Huff vs. Drake, 12-2-79 (15 FG, 0 FT)
- 30 Pam Moore vs. N. Illinois, 1-17-78 (11 FG, 8 FT)
- 30 Pam Moore vs. Illinois State, 3-9-78 (13 FG, 4 FT)
- 29 Lisa Bonnell vs. Detroit, 12-13-87 (13 FG, 3 FT)
- 29 Lisa Bonnell vs. San Diego, 12-30-86 (13 FG, 3 FT)
- 28 Michele Kozelka vs. MSU, 2-19-89 (12 FG, 4 FT)
- 28 Lisa Bonnell vs. Iowa, 3-12-88 (12 FG, 4 FT)
- 27 Lisa Bonnell vs. MSU, 1-23-87 (12 FG, 3 FT)
- 27 Lisa Bonnell vs. ILL, 1-15-88 (8 FG, 3-3PT, 2 FT)

Most Field Goals

- 16 Chris Pruitt vs. Bradley, 12-1-83
- 15 Theresa Huff vs. Drake, 12-2-79
- 14* Lisa Bonnell vs. MINN, 1-10-88
- 14* Theresa Huff vs. ILL, 1-9-83
- 14 Janet Huff vs. Ill.-Chicago, 12-7-83
- 14 Theresa Huff vs. Missouri, 2-20-81
- 13 Lisa Bonnell vs. Detroit, 12-13-87
- 13 Lisa Bonnell vs. San Diego, 12-30-86
- 13 Janet Huff vs. OSU, 2-12-84
- 13 Janet Huff vs. Iowa, 2-22-84
- 12 Michele Kozelka vs. MSU, 2-19-89
- 12 Janetta Johnson vs. IND, 3-11-89
- 12 Lisa Bonnell vs. St. Peter's, 1-3-88
- 12 Lisa Bonnell vs. MICH, 2-20-87
- 12 Lisa Bonnell vs. Iowa, 2-12-88
- 12 Lisa Bonnell vs. MSU, 1-23-87
- 12 Lisa Bonnell vs. MSU, 3-2-86
- 12 Theresa Huff vs. MSU, 1-14-83

Most Field Goal Attempts

- 27* Theresa Huff vs. IND, 2-6-83
- 27* Theresa Huff vs. MSU, 1-14-83
- 27 Linda Gough vs. Lincoln College, 2-2-80
- 27 Pam Moore vs. UW-Oshkosh, 1-31-78
- 26 Janet Huff vs. OSU, 2-12-84
- 26 Lisa Bonnell vs. Iowa, 1-8-88
- 26 Theresa Huff vs. Indiana State, 2-5-82
- 25 Janet Huff vs. Iowa, 1-22-84
- 24 Theresa Huff vs. ILL, 1-9-83
- 23 Chris Pruitt vs. PUR, 2-15-85
- 23 Chris Pruitt vs. Iowa, 2-24-84
- 23 Lisa Bonnell vs. ILL, 1-15-88
- 23 Lisa Bonnell vs. MINN, 1-10-88

Best Field Goal Shooting Percentage (12 or more attempts)

- .833 Faith Johnson vs. IND, (10 of 12) 1-30-81
- .750 Michele Kozelka vs. UW-Green Bay, (9-12) 12-7-88
- .750* Megan Scott vs. MINN (9 of 12) 1-27-84
- .714 Janetta Johnson vs. Detroit (10-14), 12-11-88
- .706 Lisa Bonnell vs. MSU (12 of 17) 1-23-87
- .667 Lisa Bonnell vs. MSU (12 of 18) 3-2-86
- .643 Marsha Millhouse vs. NU (9 of 14) 3-8-86
- .643 Janet Huff vs. ILL (9 of 14) 3-8-84
- .643 Megan Scott vs. NU (9 of 14) 1-20-84
- .625 Kay Fredrickson vs. MICH (10 of 16) 1-31-88
- .625 Theresa Huff vs. PUR (10 of 16) 3-12-83
- .615 Carmella McMullen vs. IND (8 of 13) 2-8-85

Most Three Point Goals

- 5* Lisa Bonnell vs. Northwestern, 3-4-88
- 4 Shelly Rucinski vs. Iowa, 2-3-89

- 4 Shelly Rucinski vs. Florida State, 12-4-87
- 4 Lisa Bonnell vs. Lake Superior State, 12-11-87
- 3 Lisa Bonnell vs. Illinois, 1-15-88
- 3 Lisa Bonnell vs. Iowa, 1-8-88
- 3 Shelly Rucinski vs. IND, 1-6-89
- 3 Shelly Rucinski vs. ILL, 1-27-89
- 3 Robin Threatt vs. W. Illinois, 12-4-88
- 3 Mynette Clark vs. IND, 1-6-89
- 3 Lisa Bonnell vs. Duke, 11-27-87

Most Three Point Attempts

- 13* Lisa Bonnell vs. Iowa, 1-8-88
- 10 Shelly Rucinski vs. Florida State, 12-4-87
- 8 Shelly Rucinski vs. IND, 1-6-89
- 8 Lisa Bonnell vs. Duke, 11-27-87
- 7 Julie Garske vs. IND, 1-22-88
- 7 Shelly Rucinski vs. UA-Birmingham, 12-5-87
- 6 Shelly Rucinski vs. NU, 1-13-89
- 6 Lisa Bonnell vs. NU, 3-4-88
- 6 Lisa Bonnell vs. IND, 2-21-88
- 6 Shelly Rucinski vs. Fairleigh Dickinson, 1-5-88

Best Three Point Percentage (3 or more attempts)

- 1.000* Lisa Bonnell vs. ILL, 1-15-88 (3 of 3)
- .833 Lisa Bonnell vs. NU, 3-4-88 (5 of 6)
- .800 Shelly Rucinski vs. Iowa, 2-4-89 (4 of 5)
- .800 Lisa Bonnell vs. Lake Superior State, 12-11-88 (4 of 5)
- .750 Robin Threatt vs. UW-Green Bay, 12-7-88 (3 of 4)
- .750 Mynette Clark vs. IND, 1-6-89 (3 of 4)
- .667 Kay Fredrickson vs. MICH, 1-31-88 (2 of 3)
- .600 Shelly Rucinski vs. ILL, 1-27-89 (3-5)

Most Free Throws

- 12* Verdell Hale vs. MICH, 1-25-87
- 11 Lisa Bonnell vs. MICH, 2-28-86
- 11 Theresa Huff vs. Iowa State, 3-6-82
- 10 Lisa Bonnell vs. St. Peter's College, 1-3-88
- 10 Chris Pruitt vs. MICH, 2-3-85
- 10 Megan Scott vs. OSU, 2-12-84
- 10 Kerry Karst vs. NU, 2-21-79
- 10 Megan Scott vs. OSU, 2-12-84
- 9 Amy Bauer vs. MSU, 1-20-89
- 9 Amy Bauer vs. Illinois-Chicago, 1-30-89
- 9 Lisa Bonnell vs. MSU, 2-22-87
- 9 Karen O'Malley vs. OSU, 2-9-86
- 9 Teresa Theder vs. Iowa, 1-27-85
- 9 Carmella McMullen vs. Iowa, 2-22-85
- 9 Janet Huff vs. Illinois State, 2-16-83

Most Free Throw Attempts

- 16 Marty Calden vs. Northwestern, 1-22-77
- 15 Delinda Hastie vs. Fairleigh Dickinson, 1-5-88
- 14* Verdell Hale vs. MICH, 1-25-87
- 14* Lisa Bonnell vs. MICH, 2-28-86
- 13 Delinda Hastie vs. St. Peter's College, 1-3-88
- 13 Carmella McMullen vs. Iowa, 2-22-85
- 13 Megan Scott vs. NU, 2-26-84
- 12 Amy Bauer vs. MINN, 2-5-89
- 12 Lisa Bonnell vs. MSU, 2-22-87
- 12 Delinda Hastie vs. UW-Green Bay, 12-9-87
- 12 Megan Scott vs. OSU, 2-12-84
- 12 Theresa Huff vs. Iowa State, 3-6-82
- 12 Andrea Adams vs. Iowa, 2-12-82
- 12 Theresa Huff vs. W. Michigan, 2-22-80
- 12 Kerry Karst vs. Northwestern, 2-21-79

Best Free Throw Percentage

- (9 or more attempts)
- 1.00* Karen O'Malley vs. Ohio State (9 of 9) 2-9-86
- .909 Lisa Bonnell vs. St. Peter's College (10 of 11) 1-3-88
- .900 Amy Bauer vs. MSU, 1-20-89
- .900 Amy Bauer vs. Ill-Chicago, 1-30-89
- .857 Verdell Hale vs. MICH (12 of 14) 1-25-87
- .786 Lisa Bonnell vs. MICH (11 of 14) 2-28-86

Most Rebounds

- 23* Theresa Huff vs. IND, 2-11-83
- 23 Linda Gough vs. Lincoln College, 2-2-80
- 20 Theresa Huff vs. MICH, 12-6-80
- 19 Delinda Hastie vs. UW-Green Bay, 12-9-88
- 18 Janetta Johnson vs. NU, 2-10-89
- 18 Theresa Huff vs. Ill-Chicago, 12-10-81
- 18 Theresa Huff vs. Loyola, 12-8-81
- 18 Theresa Huff vs. N. Illinois, 12-2-81
- 18 Theresa Huff vs. Wichita State, 11-28-80
- 18 Ann Hall vs. UW-LaCrosse, 2-20-80
- 17 Marsha Millhouse vs. MSU, 2-1-85
- 17 Theresa Huff vs. MSU, 1-14-83
- 17 Chris Pruitt vs. Iowa, 2-23-83
- 17 Theresa Huff vs. PUR, 3-12-83
- 16 Janetta Johnson vs. IND, 1-6-89
- 16 Kay Fredrickson vs. FDU, 1-5-88
- 16 Lisa Bonnell vs. MINN, 1-4-87

Most Assists

- 21 Amy Bauer vs. Detroit, 12-11-88
- 14* Karen O'Malley vs. MINN, 1-10-88
- 14 Faith Johnson vs. E. Illinois, 12-14-85
- 12 Amy Bauer vs. IND, 3-11-89
- 12 Janet Huff vs. Missouri, 3-20-81
- 12 Dot Whalen vs. UW-Oshkosh, 3-2-79
- 11 Amy Bauer vs. UW-Green Bay, 12-7-88
- 11 Verdell Hale vs. MINN, 1-4-87
- 11 Chris Pruitt vs. ILL, 2-17-85
- 11 Janet Huff vs. UW-Green Bay, 12-8-83
- 11 Nancy Fahey vs. Iowa, 2-13-81
- 10 Verdell Hale vs. W. Michigan, 12-2-86
- 9 Amy Bauer vs. W. ILL, 12-4-88
- 9 Janet Huff vs. PUR, 3-10-84

Most Steals

- 8 Karen O'Malley vs. Miami v. Ohio, 11-29-86
- 8* Janet Huff vs. NU, 1-21-83
- 8* Janet Huff vs. MSU, 1-14-83
- 8 Janet Huff vs. Northeastern Illinois, 1-19-82
- 8 Pam Moore vs. Northern Illinois, 1-17-78
- 7 Michele Kozelka vs. Valparaiso, 12-13-88
- 6 Janet Huff vs. MINN, 2-17-84
- 6 Janet Huff vs. MINN, 2-18-83
- 6 Theresa Huff vs. MSU, 1-14-83
- 6 Faith Johnson vs. OSU, 2-4-83
- 6 Verdell Hale vs. MICH, 1-25-87
- 6 Verdell Hale vs. MICH, 1-25-87 & 2-20-87

Most Blocked Shots

- 12* Janetta Johnson vs. IND, 1-6-89
- 12 Janetta Johnson vs. Detroit, 12-11-88
- 12 Janetta Johnson vs. UW-Green Bay, 12-7-88
- 11 Michelle Lowman vs. Iowa, 1-23-83
- 10 Michelle Lowman vs. ILL, 12-9-78
- 9 Michelle Lowman vs. PUR, 1-20-79
- 8 Janetta Johnson vs. Illinois-Chicago, 1-30-89
- 8 Janetta Johnson vs. San Jose St., 11-27-88
- 8 Camilla Hudson vs. OSU, 1-18-87
- 8 Lisa Bonnell vs. N. Iowa, 12-1-84
- 7 Inga Young vs. MINN, 3-5-87
- 7 Michelle Lowman vs. Illinois-Chicago, 11-26-82
- 6 Janetta Johnson vs. PUR, 2-27-89
- 6 Janetta Johnson vs. MICH, 1-22-89
- 6 Janetta Johnson vs. W. Illinois, 12-4-88
- 6 Michelle Lowman vs. MICH, 1-21-83
- 6 Pam Moore vs. UW-Stevens Point, 2-22-78
- 6 Michelle Lowman vs. William Penn, 12-1-78

* Indicates Big Ten School Record 1982-89

Career Records

Scoring

	Mark	Yrs
1. Theresa Huff	1879	4
2. Lisa Bonnell	1482	4
3. Janet Huff	1455	4
4. Chris Pruitt	1399	4
5. Faith Johnson	1120	4
6. Linda Gough	1057	4
7. Delinda Hastie	789	3
8. Michelle Lowman	760	4
9. Ann Hall	652	3
10. Dot Whalen	648	4

Rebounding

1. Theresa Huff	1201	4
2. Lisa Bonnell	760	4
3. Michelle Lowman	718	4
4. Chris Pruitt	687	4
5. Linda Gough	656	4
6. Ginny Vorwald	606	4
7. Delinda Hastie	568	3
8. Ann Hall	541	3
9. Andrea Adams	478	4
10. Janet Huff	377	4

Blocked Shots

1. Michelle Lowman	254	4
2. Janet Johnson	130	1
3. Inga Young	109	4
4. Theresa Huff	105	4
5. Lisa Bonnell	79	4
6. Teresa Theder	71	4
7. DeLinda Hastie	58	3
Chris Pruitt	58	4
9. Andrea Adams	50	4
10. Linda Gough	48	4
11. Janet Huff	35	4
Michelle Fischer	35	4

Assists

1. Janet Huff	411	4
2. Chris Pruitt	368	4
3. Faith Johnson	363	4
4. Karen O'Malley	312	3
5. Dot Whalen	305	4
6. Nancy Fahey	269	4
7. Sheila Driver	230	4
8. Verdel Hale	220	3
9. Ann Hall	193	3
10. Kelley Camp	177	2

Steals

1. Janet Huff	323	4
2. Faith Johnson	261	4
3. Theresa Huff	243	4
4. Chris Pruitt	217	4
5. Sheila Driver	166	4
6. Karen O'Malley	140	3
6. Linda Gough	130	4
7. Ann Hall	124	3
8. Dot Whalen	122	4
10. Verdel Hale	117	3

Games Played

1. Janet Huff	118	4
Theresa Huff	118	4
Faith Johnson	118	4
4. Michelle Lowman	115	4
5. Chris Pruitt	114	4
6. Lisa Bonnell	109	4
7. Andrea Adams	106	4

8. Kris Hallisy	105	4
Linda Gough	105	4
10. Teresa Theder	103	4

Most Field Goals

1. Theresa Huff	823	4
2. Lisa Bonnell	620	4
3. Janet Huff	607	4
4. Chris Pruitt	589	4
5. Faith Johnson	470	4
6. Linda Gough	460	4
7. Michelle Lowman	318	4
8. Delinda Hastie	294	3
9. Kelley Camp	268	2
10. Dot Whalen	259	4

Most Field Goals Attempted

1. Theresa Huff	1,726	4
2. Chris Pruitt	1,425	4
3. Janet Huff	1,406	4
4. Lisa Bonnell	1,385	4
4. Faith Johnson	1,190	4
5. Linda Gough	1,172	4
7. Michelle Lowman	793	4
8. Dot Whalen	702	4
9. Delinda Hastie	688	3
10. Kelley Camp	682	2

Field Goal Pct. (200 min.)

1. Megan Scott	.547 (127-232)	1
2. Janet Johnson	.515 (152-295)	1
3. Vivian Rorer	.504 (209-414)	2
4. Marty Calden	.500 (129-258)	1
5. Theresa Huff	.477 (823-1726)	4
6. Michele Kozelka	.463 (118-255)	1
7. Lisa Bonnell	.448 (620-1385)	4
8. Michelle Fischer	.442 (106-240)	4
9. Amy Bauer	.440 (92-209)	1
10. Kerry Karst	.436 (142-326)	1
11. Janet Huff	.435 (607-1397)	4
12. Ann Hall	.429 (257-599)	3

Most Free Throws

1. Janet Huff	241	4
2. Theresa Huff	233	4
3. Chris Pruitt	221	4
4. Lisa Bonnell	211	4
5. DeLinda Hastie	201	3
6. Faith Johnson	180	4
7. Verdel Hale	151	3
8. Ginny Vorwald	149	4
9. Ann Hall	138	3
10. Karen O'Malley	137	3
11. Dot Whalen	130	4
12. Michelle Lowman	124	4

Most Free Throws Attempted

1. Theresa Huff	409	4
2. DeLinda Hastie	333	3
3. Janet Huff	328	4
4. Lisa Bonnell	317	4
5. Chris Pruitt	298	4
6. Faith Johnson	292	4
7. Ginny Vorwald	241	4
8. Verdel Hale	221	3
9. Michelle Lowman	197	4
10. Karen O'Malley	189	3

Free Throw Pct. (60 min.)

1. Amy Bauer	.782 (79-101)	1
Carmella McMullen	.782 (68-87)	1
3. Chris Pruitt	.741 (221-298)	4
4. Michele Kozelka	.740 (74-100)	1
5. Pam Moore	.739 (51-69)	1

6. Janet Huff	.734 (241-328)	4
Mary Chnelich	.734 (58-79)	2
8. Karen O'Malley	.725 (137-189)	3
9. Ann Hall	.701 (138-197)	3
10. Dot Whalen	.695 (130-187)	4

Most Three Point Goals

1. Shelly Rucinski	31	2
Lisa Bonnell	31	1
3. Kay Fredrickson	14	2
4. Amy Bauer	11	1
5. Mynette Clark	6	1


Most Three Point Attempts

1. Shelly Rucinski	112	2
2. Lisa Bonnell	97	1
3. Kay Fredrickson	41	2
4. Amy Bauer	34	1
5. Mynette Clark	19	1

Best Three Point Pct. (10 min.)

1. Kay Fredrickson	.341 (14-41)	2
2. Amy Bauer	.324 (11-34)	1
3. Lisa Bonnell	.320 (31-97)	1
4. Mynette Clark	.316 (6-19)	1
5. Shelly Rucinski	.277 (31-112)	4

Most consecutive games played: 103 by Linda Gough (1977-1981)



Lisa Bonnell completed her eligibility in 1988 as Wisconsin's second leading scorer and rebounder. She also figures among the top five Badgers in eight other career categories.

Freshmen Records

Single Game

Most Points

- 30 Pam Moore (twice), 1977-78
- 30 Theresa Huff, 1979-80
- 27 Chris Pruitt, 1981-82
- 28 Michele Kozelka, 1988-89
- 26 Faith Johnson, 1980-81

Most Rebounds

- 17 Pam Moore, 1977-78
- 17 Michelle Lowman, 1978-79
- 16 Kay Fredrickson, 1987-88
- 15 Pam Moore, 1977-78
- 15 Michelle Lowman, 1978-79
- 15 Theresa Huff, 1979-80
- 15 Chris Pruitt, 1981-82

Most Assists

- 21 Amy Bauer, 1988-89
- 12 Amy Bauer, 1988-89
- 12 Janet Huff, 1980-81
- 11 Amy Bauer, 1988-89
- 9 Kerry Karst, 1978-79
- 9 Amy Bauer, 1988-89
- 8 Kelley Camp, 1977-78
- 8 Chris Pruitt, 1981-82

Most Steals

- 8 Karen O'Malley, 1985-86
- 8 Pam Moore, 1977-78
- 7 Michele Kozelka, 1988-89
- 7 Pam Moore, 1977-78
- 7 Chris Pruitt, 1981-82
- 7 Gina Edmonds, 1987-88
- 6 Kelley Camp, 1977-78
- 6 Pam Moore, 1977-78

Most Blocked Shots

- 10 Michelle Lowman, 1978-79
- 9 Michelle Lowman, 1978-79
- 8 Lisa Bonnell, 1984-85

Most Field Goals

- 13 Pam Moore, 1977-78
- 12 Michele Kozelka, 1988-89
- 11 Pam Moore (twice), 1977-78
- 11 Chris Pruitt, 1981-82

Most Field Goals Attempted

- 25 Pam Moore (3 times), 1977-78
- 23 Pam Moore, 1977-78
- 22 Michele Kozelka, 1988-89

Best Free Throw Pct (8 min.)

- 1.000 (9-9), Karen O'Malley, 1985-86
- 1.000 (8-8), Pam Moore, 1977-78
- 1.000 (8-8), Amy Bauer, 1988-89
- .900 (9-10), Amy Bauer (twice), 1988-89

Most Free Throws (8 min.)

- 9 Amy Bauer (twice), 1988-89
- 9 Karen O'Malley, 1985-86
- 8 Amy Bauer (twice), 1988-89
- 8 Pam Moore, 1977-78

Most Free Throws Attempted (8 min.)

- 12 Amy Bauer, 1988-89
- 10 Amy Bauer (twice), 1988-89
- 9 Karen O'Malley, 1985-86
- 8 Amy Bauer, 1988-89
- 8 Pam Moore, 1977-78
- 8 Chris Pruitt, 1981-82

Best Free Throw Pct (8 min.)

- 1.000 (9-9), Karen O'Malley, 1985-86
- 1.000 (8-8), Pam Moore, 1977-78
- 1.00 (8-8), Amy Bauer, 1988-89
- .900 (9-10), Amy Bauer (twice), 1988-89

Most 3 Pt. Goals

- 3 Robin Threatt, 1988-89
- 3 Mynette Clark, 1988-89
- 2 Amy Bauer (3 times), 1988-89
- 2 Kay Fredrickson, 1987-88

Most 3 Pt. Attempts

- 5 Amy Bauer, 1988-89
- 4 Amy Bauer (twice), 1988-89
- 4 Robin Threatt, 1988-89
- 4 Mynette Clark (3 times), 1988-89
- 4 Kay Fredrickson (twice), 1987-88

Best 3 Pt. Percentage (3 min.)

- .750 (3-4), Robin Threatt, 1988-89
- .750 (3-4), Mynette Clark, 1988-89
- .666 (2-3), Kay Fredrickson, 1987-88

Single Season

Most Points

- 382 Theresa Huff, 1979-80
- 377 Pam Moore, 1977-78
- 368 Chris Pruitt, 1981-82
- 339 Kerry Karst, 1978-79
- 331 Kelley Camp, 1977-78

Most Rebounds

- 210 Theresa Huff, 1979-80
- 209 Pam Moore, 1977-78
- 206 Michele Kozelka, 1988-89
- 203 Michelle Lowman, 1978-79
- 185 Ginny Vorwald, 1976-77
- 158 Chris Pruitt, 1981-82

Most Assists

- 141 Amy Bauer, 1988-89
- 112 Chris Pruitt, 1981-82
- 108 Karen O'Malley, 1985-86
- 80 Kerry Karst, 1978-79
- 77 Janet Huff, 1980-81
- 58 Kelley Camp, 1977-78

Most Steals

- 60 Chris Pruitt, 1981-82
- 60 Pam Moore, 1977-78
- 59 Faith Johnson, 1980-81
- 59 Kerry Karst, 1978-79

Most Blocked Shots

- 73 Michelle Lowman, 1978-79
- 29 Lisa Bonnell, 1984-85
- 28 Theresa Huff, 1979-80

Most Field Goals


- 165 Theresa Huff, 1979-80
- 163 Pam Moore, 1977-78
- 145 Kelley Camp, 1977-78
- 145 Chris Pruitt, 1981-82

Most Field Goals Attempted

- 383 Pam Moore, 1977-78
- 360 Kelley Camp, 1977-78
- 341 Theresa Huff, 1979-80

Best Field Goal Pct. (60 min.)

- .484 (165-341), Theresa Huff, 1979-80
- .463 (118-255), Michele Kozelka, 1988-89
- .449 (80-178), Lisa Bonnell, 1984-85
- .442 (145-328), Chris Pruitt, 1981-82
- .441 (52-118), Marsha Millhouse, 1984-85



Amy Bauer shattered the school and freshmen assist records collecting 21 in a single game, and 141 for the season. She also tops eight other frosh records in free throw and three point categories.

- .440 (92-209), Amy Bauer, 1988-89
- .436 (142-326), Kerry Karst, 1978-79
- .432 (80-185), Michelle Lowman, 1978-79

Most Free Throws

- 79 Amy Bauer, 1988-89
- 78 Chris Pruitt, 1981-82
- 74 Michele Kozelka, 1988-89
- 55 Kerry Karst, 1978-79
- 52 Karen O'Malley, 1985-86
- 52 Theresa Huff, 1979-80
- 51 Pam Moore, 1977-78

Most Free Throws Attempted

- 101 Amy Bauer, 1988-89
- 100 Michele Kozelka, 1988-89
- 99 Chris Pruitt, 1981-82
- 88 Theresa Huff, 1979-80
- 86 Ginny Vorwald, 1976-77
- 84 Kerry Karst, 1978-79

Best Free Throw Pct.

- .788 (78-99), Chris Pruitt, 1981-82
- .782 (79-101), Amy Bauer, 1988-89
- .781 (25-32), Kay Fredrickson, 1987-88
- .757 (28-37), Verdell Hale, 1985-86
- .750 (27-36), Janet Huff, 1980-81
- .745 (41-55), Kelley Camp, 1977-78
- .740 (74-100), Michele Kozelka, 1988-89
- .739 (51-69), Pam Moore, 1977-78

Most 3 Pt. Field Goals

- 11 Amy Bauer, 1988-89
- 10 Kay Fredrickson, 1987-88
- 6 Mynette Clark, 1988-89

Most 3 Pt. Attempts

- 34 Amy Bauer, 1988-89
- 32 Kay Fredrickson, 1987-88
- 19 Mynette Clark, 1988-89

Best 3 Pt. Field Goal Pct. (10 made)

- .324 (11-34), Amy Bauer, 1988-89
- .313 (10-32), Kay Fredrickson, 1987-88

Media Outlets

Television

Channel 3, WISC-TV (CBS) 608-271-5981, 7025 Raymond Road, Madison, WI 53711
Channel 15, WMTV (NBC) 608-274-7817, 615 Forward Drive, Madison, WI 53719
Channel 27, WKOW (ABC) 608-274-6118, Box 100, Madison, WI 53701

Radio


WIBA Radio 608-274-5450, Box 99, Madison, WI 53701
WTSO Radio 608-274-1070, 5721 Tokay Blvd., Madison, WI 53719
WTDY Radio 608-271-1301, Box 2058, Madison, WI 53701
WOLX Radio 608-273-0077, 4610 University Ave., Madison, WI 53705
WHIT Radio 608-281-1550, 5024 Lacy Road, Madison, WI 53711
WMAD Radio 608-281-6292, 3392 Brooks Drive, Sun Prairie, WI 53590

Newspapers

Wisconsin State Journal 608-252-6165, 608-252-6170, Box 8058, Madison, WI 53708
Capital Times 608-252-6474, Box 8060, Madison, WI 53708
Milwaukee Journal 800-759-6397, 414-224-2309, ext. 2047 (Telefax), 333 W. State St., Milwaukee, WI 53201
Milwaukee Sentinel 800-759-6397, 414-224-2175, ext. 2049 (Telefax), 918 N. 4th St., Milwaukee, WI 53201
Isthmus 608-251-5627, 14 W. Mifflin St., Madison, WI 53703
Daily Cardinal 608-262-5854, Vilas Hall, University Ave., Madison, WI 53706
Badger Herald 608-257-4712, 638 State St., Madison, WI 53703
Minneapolis Tribune 612-372-4447, 425 Portland Ave., Minneapolis, MN 55488
Chicago Tribune 312-222-3474, 435 N. Michigan Ave., Chicago, IL 60611

Wire Services

UPI (Madison) 800-362-8346, 608-251-2686, P.O. Box 1408, Madison, WI 53701
UPI (Milwaukee) 800-242-9147, 744 N. 4th St., Suite #480, Milwaukee, WI 53203
AP (Madison) 608-258-9235, 1901 Fish Hatchery Road, Madison, WI 53713
AP (Milwaukee) 800-242-9022, 414-271-0158, 922 N. 4th St., Milwaukee, WI 53203



Media Information

Media Row: Wisconsin working facilities for press/radio/television are located on the west side of the Wisconsin Fieldhouse, just below the first balcony. Electrical outlets are available at every seat. Telephones must be installed in advance of the season.

Working Media Tickets: All requests for media tickets must be placed 24 hours in advance of the game with the Women's Sports Information Office, 608-263-5502. Tickets will be either mailed or held for pickup at the will-call window at UW Fieldhouse Gate B.

Photographers: Photographers may work from any side of the floor, or end of the court.

Media Services: The Wisconsin sports information staff will provide game programs, pregame notes, half-time and final game statistics, and game play-by-play.

Player Interviews: Media representatives may interview Badger players 20 minutes after each game (coaches appear first in the media room). Arrangements should be made at game site with Tamara J. Flarup. Players are also available for interviews outside of game appearances. Requests should be made through the Sports Information Office (608-263-5502).

Coach Game Interviews: The opposing coach and Mary Murphy will meet with media representatives 10 minutes after each game. Meeting room will be the Reinke Room, located at the north end of the Fieldhouse. The opposing coach will usually appear first.

Madison: All American City



Nestled among a chain of five sparkling lakes, the dominant feature on the Madison skyline is the majestic capitol building, whose 200-foot illuminated white dome is visible for miles both day and night.


Madison is a clean, vibrant city whose chief businesses are education and government. Located in southern Wisconsin just three driving hours from Chicago, one-and-one-half hours from Milwaukee, and five hours from Minneapolis, Madison is consistently rated as one of the most

attractive places to live in the country. In 1978, Madison proudly accepted the designation of All-American City given by the National Municipal League.

The Wisconsin campus is located just one mile from the state capitol on a series of hills overlooking scenic Lake Mendota, the largest of the chain of lakes. The State Street Mall, a lively pedestrian thoroughfare containing unique shops and restaurants, separates the Capitol Square from stately Bascom Hill, the administrative center of the University.

The campus encompasses more than 300 buildings and covers over 900 acres—most within two blocks of Lake Mendota. Many of the residence halls have the lake in their backyard, and there are numerous beaches along the Mendota shoreline. In addition, the UW Arboretum, a nature study and hiking area, offers another 1,224 acres to the campus community. Also located near the campus is Picnic Point, a 129-acre peninsula that extends into Lake Mendota and is used for nature study and recreation. Jogging paths and bike trails extend along the entire campus shoreline of Lake Mendota.

The University of Wisconsin—Madison is one of the world's leading institutions of higher education. Wisconsin has ranked among the top 10 universities in every scholarly reputational study since 1910. Today, the UW—Madison includes 13



schools and colleges, 133 academic departments, over 43,000 students and 14,000 employees, and nearly four million volumes in 22 libraries.

The University's intercollegiate athletic program includes division I competition in 25 men's and women's sports including baseball, basketball, cross country, fencing, football, golf, gymnastics, ice hockey, soccer, swimming and diving, rowing, tennis, track and field, wrestling, and volleyball.

