



LIBRARIES

UNIVERSITY OF WISCONSIN-MADISON

Wisconsin women's basketball 2003-2004 media guide.

Flarup, Tamara J.

[Madison, Wisconsin]: UW Communications, 2023-01-17

<https://digital.library.wisc.edu/1711.dl/GGIE66N6OXXB28N>

<http://rightsstatements.org/vocab/InC/1.0/>

The libraries provide public access to a wide range of material, including online exhibits, digitized collections, archival finding aids, our catalog, online articles, and a growing range of materials in many media.

When possible, we provide rights information in catalog records, finding aids, and other metadata that accompanies collections or items. However, it is always the user's obligation to evaluate copyright and rights issues in light of their own use.

WISCONSIN

*The
New
Stone
Age!*



WOMEN'S BASKETBALL MEDIA GUIDE



MEET LISA STONE

Experienced

Passionate

Community Minded

KOHL CENTER
Intenser



Notable Accomplishments

- ▶ 18-year record of 375-118 (.761 winning pct.) ranks ninth nationally among active Division I coaches
- ▶ NCAA Tournament Sweet 16 participant in 2002
- ▶ Best 1st through 3rd year record of any Drake University coach with 64-27 (.703) mark
- ▶ Assistant coach for the USA Basketball team which won the gold medal in the 2002 World Championships
- ▶ Built one of the top NCAA Division III programs in the nation at UW-Eau Claire compiling a 277-59 (.824) record

Proven Winner



2003-04 MEDIA GUIDE

Table of Contents

Radio/TV Roster	2
Numerical Roster	3
Badger Quick Facts and Road Headquarters	4
Regular Media Outlets	5
Media Information	6
2002-03 Season Review	8
2003-04 Season Preview	9
Badger Chat with Coach Stone	10
Coaching Staff	13
Lisa Stone, Head Basketball Coach	13
Assistant Coach Donna Freitag	17
Assistant Coach Denise Ianello	18
Assistant Coach Stephanie Schmitz	19
Director of Basketball Operations Sheli Kuhl	19
Women's Basketball Support Staff	21
Player Profiles	22
Newcomer	40
Community Service	41
Individual Honor Roll	42
All-Big Ten Honors	42
MVPs, Elite teams, All-Americans, Badgers in the Pros	44
1,500 and 1,000-Point Scorers	46
Academic Honors	48
Letterwinners / All-Time Uniform Numbers	49
Badger Records	
Team Single Game Records	53
Team Season Records	54
Year-by-Year Leaders	56
Career Records	58
Freshmen Records	60
Individual Single Game Records	62
Individual Single Season Records	64
Field House Records	66
Kohl Center Records	67
UW All-Time Team Highlights	68
NCAA and WNIT Tournament History	69
UW Record vs. Nationally Ranked Teams	70
History in the Polls	72
Attendance Records	73
All-Time Program Marks and Coaching Records	74
2002-03 Statistical Review	75
Final Statistics—Cumulative and Big Ten	75
Individual Superlatives and Game-By-Game Review	76
Team Game-by-Game Review	78
Team and Opponent Highs and Lows	79
2002-03 Box Scores	80
The Big Ten Conference	87
2003 Big Ten Conference Standings and All-Conference Team	88
2003 Conference Statistical Leaders	89
2003-04 Big Ten Composite Schedule	90
Opponent Information (Big Ten and Non-Conference Schools)	91
Records versus Opponents	106
Season-by-Season Results	111
History in All Tournaments	118
The Kohl Center	119
Badgers Travel the World and the USA	122
The Wisconsin Experience	125
2003-04 Schedule	Back Cover

TEAM UNITY

Wisconsin On-Line

Wisconsin Intercollegiate Athletics

<http://www.uwbadgers.com>

General UW Campus Information

<http://www.wiscinfo.wisc.edu/>

City of Madison, Wisconsin

<http://www.ci.madison.wi.us>

<http://www.visitmadison.com>

The Big Ten Conference

<http://www.bigten.org>

The NCAA

<http://www.ncaa.org>

Brochure Credits

Written by Tamara J. Flarup with assistance from Erin Baugus and Jen Werner, UW Sports Information; special thanks to Ed Stone for his editorial assistance.

Designed by Barry Roal Carlsen, UW Communications; editorial production and assistance by Linda Kietzer and Jenny Klaila

Contributing Photographers: Greg Anderson, Dave Stluka, Jeff Miller, Tam Flarup
Inside back cover sailboat photo by Parker Laas, courtesy of the Greater Madison Convention and Visitors Bureau. Madison copy and bicycling photo also courtesy of the GMCVB.

No state tax revenue supported the printing of this media guide.



4 Erin Olson
G • 5-9 • So.
Waukesha, Wis.
Waukesha
South



11 Stephanie Rich
G • 5-11 • Jr.
Crawfordsville,
Iowa
Washington



12 Abby Simmons
G • 5-9 • Sr.
Verona, Wis.
Verona



14 Ashley Josephson
G • 5-8 • So.
Onalaska, Wis.
West Salem



20 Lello Gebisa
C • 6-7 • Sr.
W. Lafayette, Ind.
W. Lafayette



22 Kandace Evans
G • 5-7 • Fr.
Southfield, Mich.
Southfield



23 Jordan Wilson
F • 6-1 • So.
Naperville, Ill.
Benet
Academy



25 Ebba Gebisa
C • 6-3 • Jr.
W. Lafayette,
Ind.
W. Lafayette



34 Annie Nelson
F • 6-1 • So.
Hudson, Wis.
Hudson



35 Kjersten Bakke
G • 5-11 • So.
DeForest, Wis.
DeForest



40 Shawna Nicols
G • 5-10 • Jr.
Milwaukee, Wis.
Pius XI



44 Emily Ashbaugh
C • 6-5 • Sr.
Woodinville,
Wash.
Redmond



Ast. Donna Freitag
Assistant Coach
Iowa, 1983
First Year



Ast. Denise Ianello
Assistant Coach
N. Illinois, 1992
First Year



Ast. Stephanie Schmitz
Assistant Coach
Drake, 2003
First Year



DOBO Sheli Kuhl
Dir. of Basketball
Operations
Minnesota State
Mankato, 1999



Coach Lisa Stone
Head Coach
Iowa, 1984
First Year



2003-04 WISCONSIN BASKETBALL ROSTER



2003-04 Badger Team: L-R Front Row: Asst. Coach Stephanie Schmitz, Erin Olson, Stephanie Rich, Abby Simmons, Kandace Evans, Ashley Josephson, Asst. Coach Denise Ianello; L-R Back Row: Head Coach Lisa Stone, Director of Operations Sheli Kuhl, Shawna Nicols, Ebba Gebisa, Jordan Wilson, Emily Ashbaugh, Annie Nelson, Lello Gebisa, Kjersten Bakke, videographer Ashley Person, Asst. Coach Donna Freitag (not pictured manager Katie Stojasavljevic)

Numerical Roster

No.	Name	Pos.	Ht.	Yr.	Hometown (High School)
4	Erin Olson*	G	5-9	So.	Waukesha, Wis. (South)
11	Stephanie Rich**	G	5-11	Jr.	Crawfordsville, Iowa (Washington)
12	Abby Simmons**	F	5-9	Sr.	Verona, Wis. (Verona)
14	Ashley Josephson*	G	5-8	So.	Onalaska, Wis. (West Salem)
20	Lello Gebisa*	C	6-7	Sr.	W. Lafayette, Ind. (W. Lafayette/Duke)
22	Kandace Evans	G	5-7	Fr.	Southfield, Mich. (Southfield)
23	Jordan Wilson*	F	6-1	So.	Naperville, Ill. (Benet Academy)
25	Ebba Gebisa**	F	6-3	Jr.	West Lafayette, Ind. (West Lafayette)
34	Annie Nelson*	F	6-1	So.	Hudson, Wis. (Hudson)
35	Kjersten Bakke*	G/F	5-11	So.	DeForest, Wis. (DeForest)
40	Shawna Nicols**	G	5-10	Jr.	Milwaukee, Wis. (Pius XI)
44	Emily Ashbaugh***	C	6-5	Sr.	Woodinville, Wash. (Redmond)

* Denotes number of letter awards won

Alphabetical

44 Emily Ashbaugh
35 Kjersten Bakke
22 Kandace Evans
25 Ebba Gebisa
20 Lello Gebisa
14 Ashley Josephson
34 Annie Nelson
40 Shawna Nicols
4 Erin Olson
11 Stephanie Rich
12 Abby Simmons
23 Jordan Wilson

Eligibility

Freshmen (1)
Kandace Evans

Sophomores (5)
4 Erin Olson
14 Ashley Josephson
23 Jordan Wilson
34 Annie Nelson
35 Kjersten Bakke

Juniors (3)
11 Stephanie Rich
25 Ebba Gebisa
40 Shawna Nicols

Seniors (3)
12 Abby Simmons
20 Lello Gebisa
44 Emily Ashbaugh

Pronunciation

20 LEL o Guh BE za
25 EB ba Guh BE za
35 KEER ston BAHK ee
44 ASH baw

Head Coach: Lisa Stone

UW Record: First Season
Big Ten Record: First Season
Career Record: 375-118 (18 years)

Assistant Coaches:

Donna Freitag
Denise Ianello
Stephanie Schmitz

Director of Basketball Operations:

Sheli Kuhl

Manager:

Katie Stojasavljevic

Event Coordinator:

Lee Dicklitch

Marketing and Promotions:

Kevin Kluender

Strength Coach:

Scott Hettenbach

Tickets:

Brian Evenson

Athletic Trainer:

Greg Ehlers

Team Physicians:

Dr. Kathleen Carr
Dr. Ben Graf

Videographer:

Ashley Person

Equipment Manager:

Gary Poels

Sports Information:

Tamara J. Flarup

SID Office: (608) 263-5502

FAX: (608) 265-8051

KC Media Row: (608) 265-4333

Web Site: uwbadgers.com

BADGER QUICK FACTS & ROAD HEADQUARTERS

Quick Facts

School: University of Wisconsin-Madison

Location: Madison, WI

Population: 215,211

Enrollment: 41,595

Nickname: Badgers

Mascot: Bucky Badger

Colors: Cardinal and White

School Song: "On Wisconsin!"

Playing Facility: Kohl Center (17,142)

Athletic Conference Affiliations:

Big Ten—Intercollegiate Conference
of Faculty Representatives

NCAA—National Collegiate

Athletic Association, Division I

Chancellor: John Wiley

Athletic Board Chairman:

Professor Bruce Jones

Athletic Director: Pat Richter

Deputy Athletic Director—Women's

Basketball: Jamie Pollard

Director of Web Site Services and Women's

Basketball Contact:

Tamara J. Flarup

Office: (608) 263-5502

Cell: (608) 444-6588

Home: (608) 238-3650

E-mail: tjf@athletics.wisc.edu

On-line: uwbadgers.com

Sports Information Fax: (608) 265-8051

UW Media Row (KC): (608) 265-4333

Head Basketball Coach:

Lisa Stone (608) 265-3737

Coaching Records:

Career: 375-118 (.761) 18 years

UW: First Season

Big Ten: First Season

Assistant Coaches:

Donna Freitag (608) 261-1490

Denise Ianello (608) 265-9892

Stephanie Schmitz (608) 263-4225

Director of Basketball Operations:

Sheli Kuhl (608) 265-8643

smk@athletics.wisc.edu

Basketball Fax: (608) 265-4355

Mailing Address: 601 West Dayton

Madison, WI, 53715-1206

Athletic Ticket Office: (608) 262-1440

2002-03 Record: 7-21

2003 Big Ten Record/Finish:

5-11 / T8th—lost to Indiana, 48-49, in first
round of Big Ten Tournament

2003 NCAA Post-Season Appearance: None

Starters Returning/Lost: 4/1

Letterwinners Returning/Lost: 11/3

All-Time Program Record:

395-403 (.495) 29 years

All-Time Big Ten Record:

157-203 (.436) 21 years

All-Time Home Record:

223-137 (.619) 29 years

Kohl Center Record:

55-25 (.688 since Jan. of 1998)

Coach Stone's Home Record:

First Season



Road Headquarters

Nov. 26-29: @ Miami Tournament

SONESTA HOTEL & SUITES

2889 McFarlane Road

Coconut Grove, FL 33133

Phone: 305-529-2828

Fax: 305-529-2008

Dec. 3-4 @ Notre Dame

MARRIOTT SOUTH BEND

123 N. St. Joseph Street

South Bend, IN 46601

Phone: 574-234-2000

Fax: 574-234-2252

Dec. 12-13 @ UW-Green Bay

HILTON GARDEN INN

1015 Lombardi Avenue

Green Bay, WI 54304

Phone: 920-405-0400

Fax: 920-405-0512

Dec. 28-30 @ Boston College

BOSTON MARRIOTT NEWTON

2345 Commonwealth Avenue

Newton, MA 02466

Phone: 617-969-1000

Fax: 617-527-6914

Jan. 1-2 @ Ohio State

HYATT ON CAPITOL SQUARE

75 East State Street

Columbus, OH 43215

Phone: 614-228-1234

Fax: 614-469-9664

Jan. 7-8 @ Indiana

COURTYARD by MARRIOTT

310 S. College Avenue

Bloomington, IN 47403

Phone: 812-335-8000

Fax: 812-336-9997

Jan. 17-18 @ Iowa

SHERATON - IOWA CITY

210 South Dubuque Street

Iowa City, IA 52240

Phone: 319-337-4058

Fax: 319-337-9045

Jan. 28-29 @ Purdue

UNIVERSITY INN

3001 Northwestern Avenue

West Lafayette, IN 47906

Phone: 765-463-5511

Fax: 765-497-3850

Feb. 4-5 @ Michigan State

E. LANSING MARRIOTT@UNIV. PLACE

300 MAC Avenue

East Lansing, MI 48823

Phone: 517-337-4440

Fax: 517-337-5001

Feb. 7-8 @ Michigan

SHERATON INN ANN ARBOR

3200 Boardwalk

Ann Arbor, MI 48108

Phone: 734-996-0600

Fax: 734-996-8136

Feb. 18-19 @ Penn State

HILTON GARDEN INN

1221 E. College Avenue

State College, PA 16801

Phone: 814-272-1221

Fax: 814-272-7777

Feb. 25-26 @ Illinois

HAWTHORN SUITES

101 Trade Centre Drive

Champaign, IL 61820

Phone: 217-398-3400

Fax: 217-398-6147

March 3-8 @ Big Ten Tournament

EMBASSY SUITES

110 West Washington

Indianapolis, IN 46204

Phone: 317-236-1800

Fax: 317-236-1816

WISCONSIN REGULAR MEDIA OUTLETS

Television

Channel 3, WISC-TV (CBS)
PH: 608-276-7400; FAX: 608-271-0800
7025 Raymond Rd.
ck3@channel3000.com
Madison, WI 53719

Channel 15, WMTV (NBC)
PH: 608-274-1520/7817; FAX: 608-441-0180
615 Forward Dr.
sports@nbc15.com
Madison, WI 53711

Channel 27, WKOW (ABC)
608-274-6118; FAX: 608-274-9569
P.O. Box 100,
Madison, WI 53701

Channel 47, WMSN (FOX)
608-833-0047; 608-833-5055
7847 Big Sky Dr.
Madison, WI 53719

Channel 21, WHA (PUBLIC TV)
PH: 608-263-4222; FAX: 608-263-9763
7051 Vilas Hall
Madison, WI 53706

Radio

Madison Radio Group (WIBA AM/FM, ESPN Radio 1070)
PH: 608-271-5766; FAX: 608-276-9422
2651 S. Fish Hatchery Rd
Madison, WI 53711

Results Radio (WTDY, WMGN, WWQM)
PH: 608-271-1301; FAX: 608-271-3822
2740 Ski Lane
Madison, WI 53713

Wire Services

AP (Madison)
PH: 608-258-9235; FAX: 608-255-8105
1901 Fish Hatchery Rd.
Madison, WI 53713

AP (Milwaukee)
PH: 414-225-3580; 414-225-3599; 800-242-9022
922 N. 4th St.
Milwaukee, WI 53203

UW Media Rows

Kohl Center: 608-265-4333
Field House: 608-263-2249

Newspapers

Wisconsin State Journal
PH: 608-252-6165; FAX: 608-252-6194
800-686-1339
P.O. Box 8058
Madison, WI 53708
wsjsport@madison.com

The Capital Times
PH: 608-252-6474; FAX: 608-252-6426
P.O. Box 8060
Madison, WI 53708
tctsport@madison.com

Milwaukee Journal/Sentinel
PH: 414-224-2310; FAX: 414-224-2049;
800-456-5943 ext. 2310
333 W. State St.
Milwaukee, WI 53201
jssports@onwis.com

Badger Herald
PH: 608-257-4712; FAX: 608-257-6899
550 State St.
Madison, WI 53703
sports@badgerherald.com

Daily Cardinal
PH: 608-262-8000; FAX: 608-262-8100
821 University Ave.
Madison, WI 53706
sports@dailycardinal.com

The Official Site of Wisconsin Athletics

UWBADGERS.COM

WISCONSIN

BADGERS

HOME CONTACT US UW-MADISON

UWBADGERS.COM is your source for Badger sports information

SEARCH **GO**

Wisconsin's record-setting Web site makes it easy to follow the Badgers both home and on the road. The Division of Intercollegiate Athletics is committed to bringing its news straight to its fans.

Live video streaming, transcripts of news conferences, chats with players and coaches, and regularly updated information and statistics posted in a timely manner keep fans and media informed. The site averages nearly 2 million page views per month, and has people from over 90 countries who visit weekly.


You can also sign up for Badger E-News which is sent weekly during the school year. It gives you the latest brief summaries of news of the department, and also provides promotional notes directly to your e-mail account.

Badger Game Day

The Badger Game Day page located at UWBADGERS.COM will incorporate everything you need to enjoy a game.

The page will be activated one hour prior to tipoff for each home and away game. Note the links available to you from this page.

- Badger Game Day Notes
- Opponent Information (click logo for opponent roster and results)



- Live Web Radio Broadcast featuring Mike Heller (home and away games)
- Live Stats updated continuously while the game is in progress (home games only)
- Game Day music featuring the world renowned UW Marching Band
- A photo card gallery of in-game action and player/coach head shots from which you can send a postcard to a friend
- Game Highlight Videos
- Post-Game interviews with UW's coach and players (live video stream for home games only)

Please enjoy all the special features provided throughout the season. New items are being added often and the site is updated daily. On Wisconsin!

MEDIA INFORMATION

Media Credentials

UW Women's Basketball credential requests should be made in writing and in advance through Tam Flarup at the Wisconsin Sports Information Office, (608) 263-5502. Game-day credentials for the Kohl Center will be left with the parking attendant at Lot 91 east of the Kohl Center or at the table at the media entrance off Frances Street.

Parking

Parking for media during Wisconsin basketball games is reserved on a limited basis near the Kohl Center. Special arrangements must be made in advance. Please contact the Sports Information Office for parking credentials at least one week in advance of the event.

Media Services

Working facilities for all media are located courtside at the Kohl Center. Electrical outlets are available at every seat. Telephone lines must be installed in advance of the game by calling Jamie Buchanan at the Kohl Center, 608-265-8546. Event programs, media guides, event notes and computerized statistics will be available in the interview/work room adjacent to the main floor at the Kohl Center. The credentialed media entrance is on the Frances Street (east side) of the Kohl Center adjacent to the media parking area and near Gate A. The media entrance is open two hours before tip-off.

Photographers

Photographers may work from either end of the Kohl Center court in the section designated for photographers. Photographers may not work from in front of team and scoring benches, or in front of media row. Contact Jason Davenport at the Kohl Center, (608) 265-4705, to arrange for the rental of strobe lights.

Post-event Interviews

All post-event interviews will be conducted in the media interview room located adjacent to the Kohl Center main court. The large interview area contains recording couplers for hookup to the house sound system for TV and reporters. The visiting coach and players will be interviewed approximately 10 minutes follow-



The University of Wisconsin benefits from its ties as a major institution in a top athletic conference, and from being the capital city. All major television network carriers are located in Madison as well as two daily newspapers, and two UW student papers. In addition, the Milwaukee daily paper and numerous area radio stations regularly cover Wisconsin sports.

ing the completion of the event. The Wisconsin coaches and players will follow immediately. All requests for interviews should be directed to the sports information personnel prior to the completion of the event. The Wisconsin portion of the post-event interviews will be video live streamed on UWBADGERS.COM.

Practice and Interviews

The UW women's basketball practices are open to the media and the public. Interviews are generally conducted after practice on Tuesdays or Wednesdays. Media must contact Tam Flarup at (608) 263-5502 at least one day in advance to arrange player or coach interviews. The first practice will be at 12:01 a.m. Saturday, Oct. 18.

Lisa Stone appears every Monday at the UW news conference at approximately 1 p.m. in the Kohl Center. In addition, weekly Big Ten teleconferences with all 11 coaches will be held every Tuesday, 9-11 a.m. CST, beginning Jan. 6 through the Big Ten Tournament.

Important Media Dates

Oct. 18.....Practice Begins (12:01 a.m.)
Oct. 26.....Big Ten Media Day in Chicago
TBA.....Wisconsin Media Day
Nov. 7.....First Exhibition Game
Nov. 12.....Signing Day
Nov. 23.....Season Opens at Home (NIU)
Jan. 2.....Big Ten Opener (at Ohio State)
Jan. 6.....Wkly Big Ten Teleconferences begin
March 2...Big Ten Tourney Teleconference
March 4-8.....at Big Ten Tournament
March 14.....NCAA Bracket Released
March 20-23.....NCAA First/Second Rnds.
March 27-30.....NCAA Regionals
April 4 & 6.....NCAA Championships

UWBADGERS.COM
The Official Website of University
of Wisconsin Athletics



■ UW Information

On the Web at UWBADGERS.COM

The Wisconsin women's basketball news releases, statistics, box scores and post game story and quotes will be posted the same day on the official UW athletics Web pages. Athlete and coaching bios, photographs, daily news updates, weekly news conference recordings and the national attendance survey conducted by Wisconsin will also be available.

Photos on FTP Site

The University of Wisconsin Athletic Department operates an FTP site at <ftp://www.uwbadgers.com> to download all athlete, coach and staff portrait and action photographs. As this site is not available to the general public, please contact the Sports Information office for access information.

■ Television Broadcasts

Many UW games will be televised this season. The Badgers will appear nationally on Fox Sports Net four times through the Big Ten television package. UW will



also appear on Fox Sports Midwest, Wisconsin Public Television and

local cable channel UPN14 in a regional TV package not yet announced. Wisconsin Public Television is entering its 12th year of broadcasting Badger Women's Basketball on its statewide network. The WPT



announce team features veteran announcer Ken Syke, and former UW assistant coach, Dawn Crim. Syke has been calling play-by-play on television for more than two decades at the high school and collegiate level.


The Badgers have made several national broadcast appearances making their national network debut in 1998 in a thriller on CBS while beating Georgia in overtime. Wisconsin has also appeared on ESPN and ESPN2 numerous times.

The Badger TV Schedule (times CST):

Jan. 25	NORTHWESTERN (FOX Net), 12 p.m.
Feb. 1	MINNESOTA (FOX Net), 3:30 p.m.
Feb. 8	at Michigan (FOX Net), 12 p.m.
Feb. 19	at Penn State (FOX Net), 7 p.m.
Mar. 4-8	at Big Ten Tournament (FOX Net)

■ Radio Broadcasts

Mike Heller, a 17-year veteran of the sports broadcasting arena, will take over this season as the radio voice of the UW Women's Basketball team. Heller will broadcast all of the Badgers' home and away regular season games and tournament appearances as part of the Learfield



Communications package heard locally on WIBA AM 1310 and WTSO AM 1070. His voice will also be available on the Web audio broadcasts on UWBADGERS.COM.

A 1987 Graduate of the University of Wisconsin-Oshkosh, Mike worked as a television sports anchor for 10-years, including stops in Rhinelander, Madison, and Memphis, Tenn.

A PGA of America member, Mike has worked in the golf business since 1995, and began AGES Golf, his own company two years ago. He has worked as a golf professional in Madison and was the head golf professional at "The Springs" in Spring Green, Wis.

Mike has also been a regular on Madison talk-radio since 1996. He joined ESPN Radio in June of 2003, and is the nightly host of "The Bullpen Show" on WTSO Radio 1070.

Mike and his wife Kristen have four daughters.

SPORTS INFORMATION

Wisconsin Director of Web Site Services and women's basketball contact, Tam Flarup, celebrated her silver anniversary with the UW Athletic Department in 2001. The longtime director of women's sports information for 24 years, Flarup's primary duties are now to manage the overall content of Wisconsin's official Web site: UWBADGERS.COM.

She is also responsible for local, regional and national media support for Wisconsin women's basketball.

Flarup is a 27-year veteran in the sports information field and has been a member of the NCAA Communications Committee working every NCAA Women's Basketball Final Four since 1995. She has served on numerous committees for the College Sports Information Directors of America (CoSIDA), the national organization for sports information, including as a member of the national board from 1998-2001.

Her sports information responsibilities include preparation of news releases and game notes, designing media brochures, creating promotional materials promoting post-season honors for athletes, and providing post-event results for print and electronic media, and the department's Web pages. Flarup also conducts media training sessions for athletes and staff, and arranges media interviews throughout the season.



Tam Flarup is your host for UW Women's Basketball games.

WISCONSIN SPORTS INFORMATION

Tamara J. Flarup

Women's Basketball Contact

Director of UW's Web Site Services

Office: (608) 263-5502

Home: (608) 238-3650

Cell: (608) 444-6588

tjf@athletics.wisc.edu

Nick Brilowski, Intern

Office: (608) 265-3545

nrb@athletics.wisc.edu

SID FAX: (608) 265-8051

SID Mailing Address

Camp Randall Stadium

1440 Monroe Street

Madison, WI 53711

Kohl Center Mailing Address

601 W. Dayton

Madison, WI 53715-1206

Kohl Center Media Row:

(608) 265-4333

Web Address: UWBADGERS.COM

2002-03 BADGER SEASON IN REVIEW

Wisconsin had its first losing season since 1993-94 with a 7-21 mark. The Badgers tied for eighth in the Big Ten Conference with a 5-11 record. UW fought injuries all season and had its first losing season at home in 10 years with an uncharacteristic 3-11 record. Jane Albright's nine-year coaching tenure was closed at 161-107 (.600) as new head coach Lisa Stone was hired to take over the program in April, 2003.

2003 Team Notes

- **CLOSE LOSSES:** Wisconsin's 7-21 record included three one-point losses, a two-point loss, a three-point loss in overtime, and a second overtime loss.
- **BETTER ON ROAD THAN HOME:** UW won more games on the road (four) than at home (three). It was the eighth season in school history where there was more success away from Madison than at home.
- **INJURIES:** Because of various slow-healing injuries (back spasm, shoulder dislocation, stress fracture in leg), UW had all players available in only eight of 28 games last season.
- **FIRST IN BLOCKS:** UW ranked first in the Big Ten in blocked shots with 5.28 per game. Lello Gebisa was first (averaged 2.10 per game) in the conference and Emily Ashbaugh was fourth at 1.29 blocks per game.
- **DEFENSE:** UW held 10 of 17 Big Ten opponents below 60 points, and limited seven of its last 12 opponents to shooting less than 40 percent from the field.
- **TOO FEW POINTS:** With 57.9 points per game, UW averaged the third fewest points per game in school history. UW had a season-low 40 points at Ohio State Feb. 9. It was the fewest points scored by a Badger team since 39 points versus Iowa in 1992-93.
- **TOO FEW ATTEMPTS:** The Badgers had 50 or fewer field goal attempts in 16 of 28 games and averaged just 51.0 field goal attempts per game.
- **REBOUNDING:** The Badgers outrebounded opponents by 2.4, (35.2 to 32.8) and had a season-high 59 rebounds in the Pepperdine game.
- **TO's!:** Wisconsin's turnovers were its nemesis averaging 21.9 compared to 15.8 per game by the opponents. UW had a

season high 37 turnovers in the overtime loss to Pepperdine, and had a season-low 14 vs. Ball State and Northwestern.

- **TO's II:** Badger opponents averaged 20.0 points per game off UW turnovers (560 of 1805) or .310 percent of opponent scoring came from Badger miscues.
- **SHORT ON THREES:** Opponents made almost twice as many three-pointers as Wisconsin (UW 93-262 attempts for .355 percent, opponents 162-459 for .353 percent).
- **POST SCORING:** UW's inside players contributed 816 of 1622 points for .503 percent of the scoring.
- **STILL PACKIN' EM IN:** UW ranked third in the Big Ten behind Minnesota and Purdue, and 11th in the nation in attendance with 6,676 per game, the eighth-best mark in school history. Wisconsin has ranked 11th or better in fan support since 1995.

UW'S TOP ATTENDANCE MARKS

1997-98	125,464 / 12	10,455
1996-97	102,426 / 12	8,536
1995-96	94,604 / 12	7,884
1999-00	123,712 / 16	7,732
1998-99	136,182 / 18	7,566
2001-02	94,174 / 13	7,244
2000-01	100,083 / 14	7,149
2002-03	93,458 / 14	6,676
1994-95	59,329 / 12	4,944

Other Notes

- Stephanie Rich was named All-Big Ten Honorable Mention by the media.
- The Badgers were 0-5 in games decided by three points or less; also 0-2 in overtime games.
- UW was 2-16 when scoring 59 or fewer points (0-6 when scoring less than 50 points) and 5-5 when scoring 60-plus.
- No players scored in double figures against UW-Green Bay Nov. 24, and only one player scored in double figures in four other games.
- Wisconsin was 0-6 vs. nationally ranked opponents in 2002-03.
- UW's win at Indiana Jan. 24 was just the second in program history in Bloomington and the first since 1987.
- UW used nine different starting lineups because of injuries.

- The 2002-03 Badgers returned just two starters from the previous team that established a school record 15-straight wins enroute to a 19-12 record and 2002 NCAA first-round appearance. From that squad, UW graduated 66 percent of its scoring and 44 percent of its rebounding including two four-year starters.

Badger Records

- Wisconsin hit 10-of-12 three-pointers for a school record .833 percent at Washington Dec. 2.
- UW set a Kohl Center mark and tied a school record for free throw percentage vs. Arizona (17-of-17 for 100 percent) on Jan. 26.
- UW-Green Bay's 11-of-18 three-pointers set the Kohl Center opponent mark for most three-point goals made.
- Marquette's 8-of-11 three-pointers set a Kohl Center opponent mark for best three-point percentage at .727.
- Wisconsin's 42 points versus Ohio State on Jan. 16 set the Kohl Center mark for fewest points by a UW team.
- Ashley Josephson set the UW freshman season record for best three-point percentage hitting 16-of-34 for .471 percent.

2003 Academic All-Big Ten

The returning Badger players averaged a cumulative grade point average of 3.058 through spring semester 2003, and seven players recorded grade point averages of 3.0 or better in the spring semester.

Ebba Gebisa had a perfect 4.0 in the spring semester and led six Badgers who received Academic All-Big Ten recognition in 2003. Gebisa is the women's basketball Athletic Board Scholar with her 3.918 cumulative grade point in business.

UW's Academic All-Big Ten Honorees

- Emily Ashbaugh, Jr., Center, Genetics
- Ebba Gebisa, So., Forward, Pre-Business
- Leah Hefte, Sr., Guard, Elementary Education
- Jessica Liegel, Sr., Guard, Spanish and Molecular Biology
- Kristi Seeger, Sr., Forward, Exercise Science
- Abby Simmons, Jr., Guard, Kinesiology

2003-04 BADGER SEASON PREVIEW

The 2003-04 Badger team will take on a decidedly different look with the advent of a new coaching regime headed by Lisa Stone.

The Oregon, Wis., native has described her return as a dream come true and plans to infuse a new spirit and discipline into a team that last year suffered its first losing season since 1994.

Even with just 12 players on the roster, the Badgers look forward to new leadership and turning the tables on their misfortunes of a year ago.

■ Returning Players

Several starters return to the team led by junior **Stephanie Rich** of **Crawfordsville, Iowa**. Rich was the leading scorer averaging 11.6 points per game. Perhaps Wisconsin's most versatile player, the 5-11 guard may see some time at small forward this season. Rich played the point and off-guard last season, and led UW in three-point shooting hitting 48 of 147 for .327 percent.

The tallest player ever to play at Wisconsin, 6-7 **Lello Gebisa** (**West Lafayette, Ind.**) led the Badgers in rebounding with 6.1 per game, and was the only other double-figure scorer averaging 10.0 points. Now a senior, she transferred from Duke University in 2001, and has just one year of eligibility remaining. She started 19 of 28 games, and led the Big Ten in blocks with 2.1 per game.

Emily Ashbaugh (**Woodinville, Wash.**) has been a two-year starter for Wisconsin. The 6-5 center averaged a career-best 8.0 points and 5.6 rebounds per game in 2002-03. As part of UW's twin towers (with Lello Gebisa), she ranked fourth in the Big Ten in blocks with 1.29 per game.

Junior **Ebba Gebisa** (**West Lafayette, Ind.**) started 25 of 28 games at both power forward and small forward. When she was played with her sister, Lello, and Ashbaugh, the three formed the tallest front line in the Big Ten. Ebba averaged a career-best 7.3 points and added 4.1 rebounds per game. She ranked second in free throw shooting hitting 80 percent (48-60). The Athletic Board Scholar for women's basketball with a 3.918 grade point average in business, Gebisa had a perfect 4.0 her last semester and led six players who were named Academic All-Big Ten in 2003.

Starting point guard **Ashley**

Josephson of **Onalaska, Wis.** hopes to return to full form this season after a back injury sidelined her much of the 2003 Big Ten season. The sophomore started 12 of her first 14 games before twisting strangely in the Ohio State game Jan. 16. She played sparingly in only seven more games averaging 7.6 points per game. Despite limited play, Josephson was Wisconsin's best free throw and three-point shooter hitting 30 of 32 free throws for .938 percent. She set the frosh three-point record hitting 16-of-34 from beyond the arc for .471 percent.

Josephson was one of five freshmen to join the Badgers a year ago. The others included 6-1 forward **Jordan Wilson** from **Naperville, Ill.**; 6-1 forward **Annie Nelson** from **Hudson, Wis.**; 5-9 guard **Erin Olson** from **Waukesha, Wis.**, and 5-11 forward **Kjersten Bakke** from **DeForest, Wis.**

Wilson saw the most play from that group averaging 2.9 points and 2.4 rebounds while playing in all 28 games. Nelson saw action in nine games and Bakke in eight.

Also returning for the Badgers is junior guard **Shawna Nicols** (**Milwaukee, Wis.**). Nicols, the 2000 Wisconsin Prep Player of the Year, missed the entire pre-season last year with a back injury. She played in 26 games and started five for the injured Josephson. She contributed 2.3 points and 1.5 assists per game.

■ The Newcomer

The lone newcomer is **Kandace Evans** from **Southfield, Mich.** An adidas Top-10 All-American and a McDonald's All-America nominee, Evans averaged 16.7 points, 5.7 rebounds and 6.3 assists as a senior at Southfield High School (near Detroit). A four-year starter, she set a high school record for three-pointers made in a game with six, and is expected to give the Badgers a much-needed lift on the perimeter.



Guard **Stephanie Rich** had her best season as a Badger leading UW in scoring with 11.6 points per game. She also led in assists with 3.0 per game while earning Big Ten Honorable Mention honors.

■ The Schedule

The Badgers begin the regular season Nov. 23 at home with Northern Illinois. UW journeys to Miami, Fla., over Thanksgiving for the Miami Tournament facing Hampton in the first round with Tennessee-Chattanooga or Butler the next opponent.

UW's non-conference schedule includes away games with NCAA-qualifiers Notre Dame, Boston College and UW-Green Bay. UW hosts Western Illinois, UW-Milwaukee, Iowa State and IPFW at home.

Wisconsin's 15-game home season begins with two exhibitions, the first of which is on Nov. 7. UW begins the Big Ten season with NCAA-qualifier Ohio State in Columbus, Jan. 2. The Big Ten tournament is March 4-8 at Conseco Fieldhouse in Indianapolis.

2003-04 BADGER CHAT WITH COACH STONE

WISCONSIN

Women's Basketball

With the addition of Coach Stone into the Badger fold, a new chapter in women's basketball at Wisconsin begins. For the foreword to this new chapter and an introduction to the main characters, please review this preseason Badger Chat with Lisa Stone.

The coaching staff put the team through some rigorous individual workouts this spring. What were some of the strengths you saw in the returning players?

"I saw impressive improvement in conditioning and commitment. The players all went through a summer workout program that began, on a daily basis, at six o'clock in the morning. Never was there an issue with people being late. People were on-time, excited, and worked hard. Their energy and focus are outstanding and they have improved. They are in very, very, good shape and I'm very excited about that."

What was the primary message you wanted to convey to your new team in spring workouts?

"(My primary messages were) commitment, discipline, dedication to the program, and working hard for the betterment of the team."

What are the team goals this season?

"Goals will be set at the opening team meeting. But in my mind, my team goals have generally been the same and that is to win your conference and advance as deep into the NCAA tournament as possible, with the ultimate goal of winning a national championship. Each player will identify her individual and team goals at the start of the season."

When people ask you about your style of play, what do you tell them?

"Fundamental, disciplined, intense and exciting; we will play pressure defense and an up-tempo, attacking offense. We want to put ourselves in the best possible position to win every game and we will develop our offensive and defensive schemes around the talent level that we have. And I don't mean that to be negative. What I'm saying is that we will maximize our players' strengths and continue to work on our weaknesses. My number one emphasis will right away be on fundamental development."

How soon do you think you will be able to implement your total coaching system and philosophy at Wisconsin?

"I think it's been implemented already, from the press conference through our team meeting. I really truly believe that the players and my staff have the same goals in mind. Everybody wants to win. Everybody wants to get better. There is not a player on the team that doesn't put the team ahead of herself. I feel that they've grasped our philosophy from the minute I stepped on the campus and it's only going to be further displayed in our improvement on a daily basis."

• • •

"We will maximize our players' strengths and continue to work on our weaknesses. My number one emphasis will right away be on fundamental development."

Coach Lisa Stone


• • •

Who do you think will be in the starting lineup next season?

"It's too early to determine. I would like to be able to identify players that adjust to our system right away. And I really think that everybody on our team will give their best effort on doing that. Our starting line-up is something that probably will not be announced until the first game. This is a whole new system. Everybody has a fair shake at it. We will put the best team on the floor with the best players."

What can we expect from the returning starters?

"I would hope that we can expect great leadership and we already have. It's been demonstrated particularly in our seniors with Lello and Emily taking charge as captains. I also think our returning players, in particular juniors and seniors, are natural leaders. I'm expecting the upper-classmen to buy into the system and care



Playing her first season at UW, Lello Gebisa was the second-leading scorer with 10.0 points per game, and leading rebounder averaging 6.1 caroms. The 6-7 center led the Big Ten in blocks with 2.1 per game.

ACADEMIC EXCELLENCE

- ★ Since the award was initiated in 1986, Wisconsin has garnered 64 Academic All-Big Ten honors which ranks first for the most women's basketball academic honorees in the history of the conference
- ★ The Badgers had six Academic All-Big Ten honorees in 2003

for the younger players and be captains on and off the court."

Talk about having just one player in this freshmen class. How will that bode in the years to come?

"Obviously, I'd like to have a bigger class than one, but we're excited about Kandace. Kandace has committed herself by being here all summer with the rest of the team. She fits in well; she'll give us a dimension that the team needs, and the returning players have embraced her. That bodes well for the future when you talk about how unity and chemistry fit in with my philosophy. What that does for the future, as far as recruiting goes, it opens an opportunity to sign a big class next year and in the years to come."

What are you telling your players about last season as it relates to a new beginning with your staff?

"I would say 'that was then, this is now'. It's a brand new season and to look forward, not backwards. It's important to learn from past experiences, but it's also important to stay focused on the present. Yesterday's history, tomorrow's a mystery. Today is the present and we'll get after it. It's a gift, and we'll live everyday to its fullest, and like I said, try to get better


everyday. If you're saying, 'Well this is how we did it last year,' it's time to move forward."

Where do you project leading scorer Stephanie Rich will lend her talents this season?

"Stephanie Rich is a natural leader. She leads by example. She loves the game; she loves the gym. If she could have all her classes be on the Kohl Center court she would. She's a gym rat, and I love that about Steph. She is passionate, committed, and she wants to win. She's a great shooter. She's in excellent condition right now, and she will demonstrate leadership as a junior."

Tell us what the players' off-season conditioning schedule was like?

"It was was rigorous and intense, very spirited, very challenging. Our basketball team's bar has been raised. It's been raised by the team itself. They want to be better. They've challenged themselves, getting up at six o'clock in the morning every single day all summer long. Our strength and conditioning coach, Scott Hettenbach, has turned the burners up a little bit. Lisa Stone will do the same. We will work together, my staff and I, and

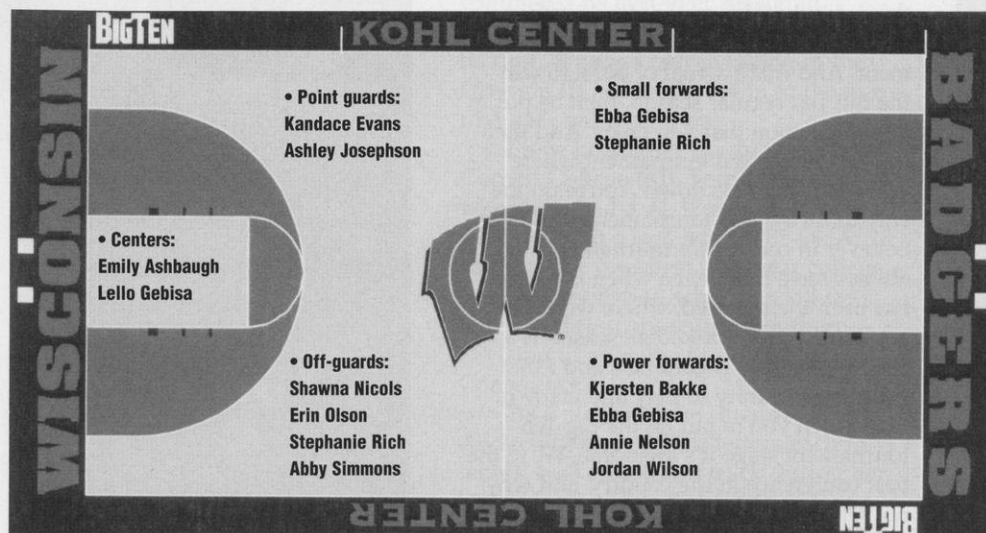


A healthy Ashley Josephson will be critical to the Badger success this year. After starting her first 12 games and averaging double figures in scoring, Josephson sat out most of the Big Ten season with a back injury.

everyday we will be extremely committed, extremely focused."

How is the offense going to change?

"Our basketball team will have a great deal of structure. We will have to teach every part of the game from a standpoint of offenses and defenses. We will not just be a man-to-man defensive team; we will switch it up depending on our opponent.



UW Depth Chart

- Point guards: Kandace Evans, Ashley Josephson
- Off-guards: Shawna Nicols, Erin Olson, Stephanie Rich, Abby Simmons
- Small forwards: Ebba Gebisa, Stephanie Rich
- Power forwards: Kjersten Bakke, Ebba Gebisa, Annie Nelson, Jordan Wilson
- Centers: Emily Ashbaugh, Lello Gebisa

BADGER'S RECORD ATTENDANCE

- ★ Wisconsin led the Big Ten in cumulative attendance four years, and has ranked among the top II in the nation in attendance since 1995
- ★ Wisconsin is home to all of the Big Ten Conference attendance records setting a single-game conference mark of 17,142 in 2002. The Badgers established the all-time best average with 10,455/game in 1998. UW set a league record with an average of 12,274 attending Big Ten games that same year

We will switch up our offensive tempo depending on who we are playing, depending on our depth, depending on how healthy our basketball team is. We will be structured, but fun to watch. A lot of times the word structure means slowed down. If you know my personality, the word 'slow' is not in it. We will attack and put ourselves in a position to score as much, and as often as possible."


The predictions in some camps for Wisconsin is for a ninth or 10th-place finish in the Big Ten. Will you have trouble motivating players with such low expectations by others?

"If there is a player on our team with low expectations, they will not make it very long with me. I've been doing this too long. There is but one way to go and that's up. If you're satisfied with being at

the bottom, it will be detrimental to your future as a person. To be mediocre and be satisfied with being at the bottom is certainly not something that will be accepted in my camp. My staff is used to winning. I cannot predict what our record will be. I can predict, and I know for a fact, that we will work tirelessly to put our team in a position to compete at the highest level every day."

Wisconsin has traditionally lacked success at the conference tournament. What are your feelings about playing a league tournament?

"I've been fortunate to be in a position where conference tournaments let a Cinderella team knock someone off and get a chance to go to the NCAA tournament. And worry when my team is the number one team in the conference, and, if we get picked off, do we still get to make it (to the NCAA's) with 20 wins? I think conference championships are outstanding; they are a great environment. It's great for all teams. I think the Big Ten Tournament is very, very exciting. All the teams are there. You're on stage. It's a stage for you to perform at your highest. It's not just a weekend tournament, it's a big time tournament. It is the dance. You're trying to get to the Big Dance, but this is kind of the prelim. It's like the rehearsal dinner for the NCAA tournament. And that's a goal of ours: to win the Big Ten regular season, then be put in a seed position that you enjoy. And then to win the Big Ten tournament where you're cutting nets down. You're on the way to the NCAA tournament. I'm a big believer in conference tournaments, and I always have been, even when my team has been the top seed, where we could get knocked off. Basketball season is a long season, but it goes fast, and I like every opportunity to play and enjoy it. And when you're put on the Big Ten tournament stage it's awesome. We're the best conference in the country, and why not have all the teams there to display their abilities."



Senior Emily Ashbaugh has been a two-year starter for UW. The 6-5 center is coming off her career-best season averaging 8.9 points and 5.6 rebounds per game.

"I cannot predict what our record will be. I can predict, and I know for a fact, that we will work tirelessly to put our team in a position to compete at the highest level every day."

Coach Lisa Stone


Women's basketball has a tradition of community service. How do you think this helps both your team and Madison?

"The commitment to community service, historically, with Wisconsin women's basketball has been outstanding. I will promise that our program will continue that reputation and be extremely involved in the community. From my ties, being a local person, to the fact that I'm a firm believer in giving back to the community for what they've given us. It is very important. From youth activities to all age groups, our team will be actively involved. Some examples include Special Olympics, Habitat for Humanity, involvement with UW Children's Hospitals and Clinics and the Ronald McDonald House, as well as being available to be spokespersons and role models for those involved."

"We will be structured, but fun to watch. A lot of times the word structure means slowed down. If you know my personality, the word 'slow' is not in it."

Coach Lisa Stone

BADGER COACH LISA STONE



Lisa Stone was introduced March 31, 2003, as the new head women's basketball coach at the University of Wisconsin. A Wisconsin native from nearby Oregon, Stone had been the head coach at Drake University the past three years, taking the Bulldogs to the 2002 NCAA Sweet 16.

A proven winner in three different programs, Stone's 18-year career collegiate record of 375-118 (.761) ranks ninth in overall winning percentage among active Division I coaches. She posted a 64-27 (.703) record in three years at Drake. With a 25-8 record, her 2002 team posted the best record and the highest national ranking (20th) at the school in

20 years. Drake was 23-7 in Stone's first season before bowing out in the first round of the NCAA tournament. The 2002-03 season ended with a 16-12 record.

Just as important to Stone as a winning record is having student-athletes who are accomplished in the classroom. Stone's 2000-01 Drake team ranked sixth nationally, and her 2001-02 team posted a cumulative grade-point average of 3.298, to rank 15th nationally in the Women's Basketball Coaches Association's Academic Top 25.

Stone was recognized for her coaching success in 2002 with an invitation to join Team USA as an assistant coach to Marsha Sharp of Texas Tech. Team USA won the gold medal at the 2002 World Championships for Young Women Qualifying Tournament in Ribeirao Preto, Brazil.

Prior to Drake, Stone built one of the top NCAA Division III programs in the nation at UW-Eau Claire. The two-time division III national coach of the year and five-time Wisconsin Intercollegiate Athletic Conference (WIAC) coach of the year took a program that had only one winning season in its history, and guided the squads to 11 20-win seasons and 11 appearances in the NCAA Division III National Tournament. She compiled a 277-59 (.824) record in her 12 seasons which ranks second all-time for most wins in the league's history.

In each of Stone's last nine seasons, the Blugolds won at least 22 games and never lost more than six. UW-Eau Claire completed its best-ever season in 1999-2000, with a 28-1 record, winning its first 28 games before falling in the Division III NCAA Sweet 16 to the eventual national champion.

Stone began her coaching career at Cornell College (Mt. Vernon, Iowa) where she had a 34-32 record in three years as head coach from 1985-88. At 23, she was the youngest four-year college coach in the nation when she led the Rams to three consecutive Southern Division titles in the Midwest Conference.

As a player, Stone (then Lisa Anderson) earned four letters each in tennis, basketball, and track during her high school career. She led the Class A Oregon Panthers to the Wisconsin state

COACH LISA STONE

- Ranks ninth among all Division I active coaches in career winning percentage (375-118 for .761 percent in 18 years)
- 2002 NCAA Sweet 16 (13 NCAA appearances)
- Team USA assistant coach for gold medal team at World Qualifying, 2002
- Thirteen 20-win seasons
- Best three-year mark at Drake with 62-27 record (.703); first rookie coach in conference history to earn coach of year honors with a 23-7 mark in 2001

basketball tournament in 1979 and 1980, earning first-team all-state honors as a senior, and second-team recognition as a junior.

She played her collegiate ball at the University of Iowa from 1980-84, where



she earned her bachelor's degree in 1984. She added a master's degree in athletic administration from Iowa in 1986. At Iowa, Stone played for one of the country's outstanding coaches in C. Vivian Stringer. She was a four-year standout at point guard, scoring 1,129 points which ranks 14th in Iowa history. She is tied for sixth on the school's career steals chart with 177, ranks seventh in career assists (322) and 23rd in career rebounds (331). She also owns a share of the Hawkeye record for steals in a game (nine). Three times Stone served as Iowa's captain and twice was the Hawkeyes' MVP. She won the 1984 Big Ten Medal of Honor recognizing her as one of the top scholar-athletes in the conference.

Stone and her husband Ed, a certified public accountant, are the parents of Allison (11) and Tyler (8).



WINNINGEST ACTIVE DIVISION I COACHES

(totals include records at all four-year colleges only)

Coach	Yrs	W	L	Pct.
1. Pat Summitt, Tenn	29	820	162	.835
2. Geno Auriemma, UConn	18	498	99	.834
3. Tara VanDerveer, Stanford	24	575	161	.781
4. Robin Selvig, Montana	25	575	168	.774
5. Andy Landers, Georgia	24	585	179	.766
6. Gail Goestenkors, Duke	11	271	83	.766
7. Candace Crabtree, Drexel	10	216	67	.763
8. Marsha Sharp, Texas Tech	21	507	158	.762
9. Lisa Stone, Wisconsin	18	375	118	.761
10. Jody Conradt, Texas	34	816	263	.756
11. C. Vivian Stringer, Rutgers	31	674	227	.748
12. Rene Portland, Penn St	27	621	216	.742
13. Joe Ciampi, Auburn	26	583	204	.741
14. James Sweat, Norfolk St	22	496	176	.738
15. Julie Goodenough, Okla St	10	195	75	.722
16. Bill Fennelly, Iowa State	15	330	128	.721

WHAT THEY ARE SAYING

Barry Alvarez, Head Football Coach, UW Director of Athletics Designee

"We're truly delighted to have Lisa Stone join the Wisconsin athletic department family as the head women's basketball coach. Her distinguished coaching record stands on its own merit, but the search committee was truly impressed with her vision for the program, tremendous passion for the game and strong desire to be a Badger. Her enthusiasm for this institution and energetic work ethic are strong indicators that she'll work tirelessly to make sure the Badger women's basketball program reaches its full potential both on and off the court."

Bo Ryan, Head Men's Basketball Coach, University of Wisconsin

"Lisa is an outstanding choice to take over the women's basketball program. They couldn't have picked a better teacher, coach or person for the position. She is a tireless worker, a student of the game and a fierce competitor. I am looking forward to working with Lisa and I know that she will do a great job for the University of Wisconsin."



■ Coach Stone's Quick Facts

Hometown:

Native of Oregon, Wis.

Family:

Husband Ed, a certified public accountant, daughter Allison (11) and son Tyler (8)

Coaching Career:

Drake University Head Coach (2000-2003), UW-Eau Claire Head Coach (1988-2000), Cornell College (Iowa) Head Coach (1985-88)

Awards:

National Division III Coach of the Year 2000 and 1997;
Missouri Valley Coach of the Year in 2001;
WIAC Coach of the Year 2000, 1995, 1993, 1990, 1989;
WBCA District VI Coach of the Year 1992

Playing Career:

Oregon High School (1976-80);
University of Iowa (1980-84)



The Stone family is pictured at the Memorial Union Terrace (L-R) Tyler, Ed, Allison and Lisa.

■ Stone's Career Records

Season	School	Overall Record	Conference	Team Accomplishments
1985-86	Cornell College	11-11 (.500)	NA	
1986-87	Cornell College	12-10 (.545)	NA	
1987-88	Cornell College	11-11 (.500)	NA	
3 years		34-32 (.515)		
1988-89	UW-Eau Claire	24-4 (.857)	13-3 (2nd)	NCAA Elite Eight (2-1)
1989-90	UW-Eau Claire	21-6 (.777)	14-2 (1st)	NCAA Regional (1-1)
1990-91	UW-Eau Claire	15-10 (.600)	9-7 (4th)	
1991-92	UW-Eau Claire	23-5 (.821)	13-3 (T1st)	NCAA Elite Eight (2-1)
1992-93	UW-Eau Claire	22-4 (.846)	14-2 (1st)	NCAA Sweet Sixteen (1-1)
1993-94	UW-Eau Claire	23-6 (.793)	13-3 (T2nd)	NCAA Final Four (4-1)
1994-95	UW-Eau Claire	24-5 (.828)	14-2 (T1st)	NCAA Elite Eight (3-1)
1995-96	UW-Eau Claire	25-4 (.862)	14-2 (2nd)	NCAA Elite Eight (3-1)
1996-97	UW-Eau Claire	27-4 (.871)	14-2 (T1st)	NCAA Championship Game (5-1); WIAC Tourney Champ
1997-98	UW-Eau Claire	22-5 (.815)	12-4 (2nd)	NCAA Regional (1-1)
1998-99	UW-Eau Claire	23-5 (.821)	13-3 (2nd)	NCAA Regional (1-1)
1999-00	UW-Eau Claire	28-1 (.966)	16-0 (1st)	NCAA Sweet Sixteen (1-1); WIAC Tourney Champ
12 years		277-59 (.824)	159-33 (.828)	NCAA Record 24-11 (.686)
2000-01	Drake University	23-7 (.766)	16-2 (1st)	NCAA First Round (0-1); MVC Tourney Runner-up
2001-02	Drake University	25-8 (.757)	15-3 (2nd)	NCAA Sweet Sixteen (2-1); MVC Tourney Runner-up
2002-03	Drake University	16-12 (.571)	11-7 (T4th)	
3 years		64-27 (.703)	42-12 (.778)	NCAA Record 2-2 (.500)
18 years	Head Coach Record	375-118 (.761)		

Stone's Career Highlights

Coach of the Year Honors


2001-Women's Basketball Coaches Association All-Star Coach,
and Missouri Valley Conference Coach of the Year
2000-Women's Division III News National Coach of the Year
and Wisconsin Intercollegiate Athletic Conference (WIAC)
Coach of the Year
1997-WBCA Division III National Coach of the Year
WBCA District VII and WIAC Coach of the Year
1995-WIAC Coach of the Year
1993-WIAC Coach of the Year
1992-Women's Basketball Coaches Association District VI
Coach of the Year
1990-WIAC Coach of the Year
1989-WIAC Coach of the Year

National Recognition-Individuals

Kodak All-Americans (District IV)
Carla Bennett, Drake-2001
Women's Professional Basketball Teams
Carla Bennett

USA Basketball Coaching

2002-USA National Team at World Championships for Young
Women Qualifying Tournament in Ribeirao Preto, Brazil. Stone
was assistant coach for the gold medalists.



USA Basketball team that attended the 2002 World Championships for Young Women Qualifying Tournament in Brazil.



Lisa Stone joined Texas Tech head coach Marsha Sharp (C) as an assistant with the gold medal winning 2002 Team USA. Also pictured is head coach Nikita Lowry of New Mexico State.




Then-Drake University coach Lisa Stone appears at the 2002 NCAA Sweet 16 news conference with now-assistant coach Stephanie Schmitz (M) and Carla Bennett.

National Recognition-Teams

2002-NCAA Div. I Tournament Sweet Sixteen: 2-1
1st Round: Drake 87, Syracuse 69 (Waco, Texas)
2nd Round: Drake 76, Baylor 72 (Waco, Texas)
Regional: South Carolina 79, Drake 65 (Raleigh, N.C.)
2001-NCAA Div. I Tournament 1st Round: 0-1
1st Round: Villanova 66, Drake 58 (Raleigh, N.C.)
2000-NCAA Div. III Tournament Sweet Sixteen: 1-1
1999-NCAA Div. III Tournament Regional: 1-1
1998-NCAA Div. III Tournament Regional: 1-1
1997-NCAA Div. III Tournament Championship Game: 5-1
1996-NCAA Div. III Tournament Elite Eight: 3-1
1995-NCAA Div. III Tournament Elite Eight: 3-1
1994-NCAA Div. III Tournament Final Four: 4-1
1993-NCAA Div. III Tournament Sweet Sixteen: 1-1
1992-NCAA Div. III Tournament Elite Eight: 2-1
1990-NCAA Div. III Tournament Regional: 1-1
1989-NCAA Div. III Tournament Elite Eight: 2-1

Lisa Stone's Post-Season Records:

NCAA Div. III Tournament Record is 24-11 (.686) in 11 appearances;
NCAA Div. I Tournament Record is 2-2 (.500) in two appearances



Lisa Stone has assembled a coaching staff that together totals 46 years of experience: L-R Stephanie Schmitz, Denise Ianello, Donna Freitag, Coach Stone.

COACHING STAFF



DONNA FREITAG, ASSISTANT COACH

Assistant coach Donna Freitag returns to Madison after coaching positions at Bradley University and Drake University. A native of Oregon, Wis., and lifelong friend of head coach Lisa Stone, Freitag began her basketball coaching career at the University of Wisconsin serving as an assistant women's coach from 1986-94. She followed Stone to Wisconsin after three years as the associ-

ate head coach at Drake University.

Freitag, a former head coach and assistant coach at Bradley University in Peoria, Ill., will serve as a recruiting coordinator and post coach at Wisconsin. She will also be instrumental in scouting opponents.

Taking over the Braves program in 1996, after two years as an assistant coach, Freitag compiled a 37-69 record during four seasons as Bradley's head coach. In her initial campaign in 1996-97, the Braves won seven consecutive games, finished fourth in the MVC and won the school's first-ever MVC Tournament game by upsetting perennial power Southwest Missouri State.

Prior to her stint at Bradley, Freitag spent eight seasons (1986-94) as an assistant coach for the Badgers. While at Wisconsin, Freitag was an integral part of a rebuilding process that turned a struggling Wisconsin program into a nationally recognized team that received its first bid to the NCAA Tournament in 1992.

Freitag grew up in the same neighborhood as Stone, and the two played high school and college basketball together. Stone was a standout point guard at the University of Iowa and Freitag joined her for her final two seasons after earning MVP honors in two years at UW-Platteville.

At Iowa, Freitag was named the Hawkeyes' team captain and most valuable player during her senior season in 1982-83. She went on to play two seasons of professional basketball for Team Tivoli in Dublin, Ireland, from 1983-85.

STONE ON COACH FREITAG

"Donna is a highly-respected Division I coach. Her vast experience as a player, assistant and head coach at the Division I level are extremely valuable to me and to the Wisconsin program. She is very knowledgeable, honest and trustworthy. These qualities coupled with her experience and her familiarity with the State of Wisconsin, make her an outstanding recruiter."



A former head coach at Bradley University, Donna Freitag joined Stone as associate head coach at Drake University, and returned with Stone to Wisconsin where she was an assistant coach from 1986-94.



Assistant coach Donna Freitag and head coach Lisa Stone have been lifelong friends and were teammates in both high school and college. They were reunited on the hardwood as coaches at Drake University.



DENISE IANELLO, ASSISTANT COACH

Denise Ianello returns to the Midwest after 11 years at the University of Arizona. The Edina, Minn., native started her coaching career at age 22 in Tucson, and became a full-time assistant coach within seven months. She was named associate head coach and recruiting coordinator in 1997, and is credited with helping elevate the UA program to that of a Pac-10 and national powerhouse.

In a national poll of head coaches conducted by the Women's Basketball Journal, she was named one of the nation's top-10 assistant coaches two consecutive years including a No. 5 ranking in 2002-03.

While at Arizona, Ianello was instrumental in recruiting All-America talent. Since the 1998-99 season, Arizona has had an impressive run of five-straight, top-20 recruiting classes. Her reputation as one of the nation's best recruiters can be attributed to her knowledge of the game, her work ethic, and her outgoing personality. In 1998, Ianello signed the fourth-ranked recruiting class in the nation.

At Wisconsin, Ianello will continue identifying and evaluating top talent as a recruiting coordinator while also serving as the floor coach for the guards. She will also share in opponent scouting duties and is the liaison with community service for the team.

A 1992 graduate of Northern Illinois, where she earned a degree in corporate communications, Ianello (then Denise Dove) was a three-year starting point guard for the Huskies. During her career, she led her team to appearances in both the NCAA tournament and the WNIT, and NIU earning national rankings as high as No. 11. With Dove leading the offense, Northern Illinois led the nation in scoring for two of her last three years averaging 94.5 points per game her final season.

A two-time all-conference player, Ianello still holds 11 records for the Huskies including all-time career assist leader (526) and the single-season assist leader (169). She was ranked ninth on the school's all-time scoring list with 1,042 points. In addition, she holds all nine NIU three-point field goal records, and is the only NIU player, male or female, to have scored over 1,000 points and 500 assists.


STONE ON COACH IANELLO

"Denise brings great recruiting expertise to the staff with great new ideas. On the court Denise will primarily work with our perimeter players. I'm excited with her ability to develop our guards, to recruit quality student-athletes, and, when combined with Donna (Freitag) and I, we can offer 46 years of coaching experience."

Ianello came from a basketball family with her father, Steve Dove, a very successful coach at the high school and junior college levels. A former assistant coach for the University of Minnesota, her father is currently director of athletics at Edina High School in Edina, Minn. Ianello credits much of her success as a player and a coach not only to her father, but also to her mother, Sue, and her sister, Stacey, who is also a former Division I basketball player.


During her prep years, Ianello was a two-time all-state selection at Robinsdale Armstrong High School in Plymouth, Minn., as well as an honorable mention *USA Today* All-American and *Parade* Magazine All-American. In April 2001, Ianello was inducted into the Hall of Fame for the Classic Lake Conference, which is comprised of schools in the metropolitan Minneapolis area.

Ianello, whose husband Rob is the Wisconsin football team's tight ends coach, is an avid movie goer, enjoys R&B music and spending time with her family. Coach Ianello's nickname is D.D.I. which stands for Denise Dove Ianello. She and her husband, the former University of Arizona football recruiting coordinator and wide receivers coach, had their first child, Zachary Robert Ianello, on April 9, 2002.



Denise Ianello and husband, Rob, with son Zachary (one year). Rob is the tight ends coach for Wisconsin's highly successful football program.

COACHING STAFF


**STEPHANIE
SCHMITZ,
ASSISTANT
COACH**

Former Drake standout Stephanie Schmitz arrives as a full-time assistant at Wisconsin after serving as a student assistant at her alma mater in 2002-03. She was the feisty point guard who, in 2002, led Drake to its first NCAA Sweet 16 appearance in 20 years.

The Fond du Lac, Wis., native completed her playing career ranked third in career assists with 546 for a 4.0 assists per game average. She was also fourth in steals with 220, and fifth in three-point goals with 135.

A two-time first-team All-Missouri Valley Conference performer, Schmitz averaged 13.2 points and 4.6 assists per game as a senior while helping the Bulldogs to a final *USA Today*/ESPN ranking of No. 20. Schmitz, who scored a career-high 36 points in a semifinal round victory against Bradley in the 2002 MVC Tournament, was also invited to participate in the 2002 WNBA Draft Camp.

Schmitz graduated in advertising from Drake in May, 2003. She will assist in all phases of coaching at Wisconsin including recruiting and on-court coaching duties.

STONE ON COACH SCHMITZ

"Stephanie Schmitz is instrumental to our staff. Steph played for me, so she knows how I work. She can sell that to a recruit. She and Denise (Ianello) will work with our guards. She can instruct our players through demonstration. Steph was a great point guard, and will be a great coach as well. Her enthusiasm for the game and loyalty to me mean a great deal. To have Steph on staff, knowing what I need, and then being able to communicate with young players is a huge asset to us."


**SHELI KUHLM,
DIRECTOR OF
BASKETBALL
OPERATIONS**

Sheli Kuhl was a key hire by Lisa Stone as she continues in her second season as Director of Basketball Operations for the Wisconsin women's basketball team.

Kuhl came to Wisconsin most recently from Penn State University where she was the athletic events and

facility coordinator. The Waukegan, Iowa, native managed events for 14 sports and also oversaw several NCAA championships and other special events for the Nittany Lions. Some of the events included the 2002 NCAA Men's Volleyball Championship, a number of NCAA regional events in soccer and gymnastics, and three Big Ten championships.

Prior to coming to Penn State, Kuhl served as an intern with the Women's Basketball Coaches Association in Atlanta. There she was responsible for all facets of organizing the WBCA High School All-America Game, and assisted with the WBCA national convention held in conjunction with the NCAA Women's Final Four.

A graduate of Minnesota State University, Mankato, in business administration with an emphasis in marketing, Kuhl was a four-year letterwinner for the Mavericks from 1995-99. An experienced basketball camp clinician, she served as a student-assistant coach one semester before graduating in December 1999. While a student-athlete, Kuhl was a member of the Student Athlete Advisory Committee for four years including a year as vice-president.


Her other experiences include interning with the Mankato Mashers, a Northwoods League baseball team one season, and she also volunteered to work a number of sports-related events including Super Bowl XXXIV which was held in Atlanta.

STONE ON SHELI KUHLM

"Sheli Kuhl brings the familiarity of this institution and the Big Ten to us. Sheli is instrumental to our success. She's intelligent, well-spoken, and very organized. She knows the rules and has a basketball background. I love having her around."


THE BADGER STAFF: WE GOT GAME!

BADGER STAFF






A successful point guard at Iowa, Lisa (Anderson) Stone still ranks among the top-15 record-holders in points, steals and assists. Also pictured is another Big Ten coach, Lisa Bluder (No. 21), now the Iowa head coach, who played for the University of Northern Iowa in this photo taken at Carver-Hawkeye Arena.

■ UW Head Coach



■ UW Assistant Coaches



Far Left: Donna Freitag played with Lisa Stone at Iowa

Above: Denise Dove Ianello led her team at Northern Illinois

Left: Stephanie Schmitz led Drake to the 2002 NCAA Sweet 16

BADGER SUPPORT STAFF

Women's Basketball Support Staff



Program Assistant Julie Dobie (L) has worked with the Wisconsin Women's Basketball program since 1997. She is the first person to greet you when you enter the UW Women's Basketball offices at the Kohl Center.




Manager Katie Stojasavljevic



Videographer Ashley Person

Academic Staff



Academic Affairs: David Harris



Academic Affairs: Mary Weaver-Klees



Academic Affairs: Nancy Gattyas

Administration



Deputy Athletic Director, Jamie Pollard, supervises the men's and women's basketball programs at Wisconsin.

Design and Communications



UW Communications Design Team: Linda Kietzer, Editor, Barry Carlsen, Designer




Sports Information: Tamara J. Flarup

Equipment & Events



Equipment: Gary Poels



Event Coordinator: Lee Dicklitch


Marketing



Marketing: Kevin Kluender




Marketing: Adam Ahearn



Sports Medicine: Greg Ehlers



Sports Medicine: Dr. Kathleen Carr



Strength & Conditioning: Scott Hettenbach



Tickets: Brian Evenson

Sports Medicine

MEET THE BADGERS

4 ERIN OLSON

2002-03: Walk-on who earned a scholarship second semester and appeared in one game ... a top scholar, she qualified but was not eligible as a freshman for Academic All-Big Ten

High School: Earned Wisconsin Second Team All-State honors her senior season where her team finished 20-7 before losing in the WIAA State Division I finals to Hudson (teammate Annie Nelson's team) ... averaged 13.8 points and 4.3 rebounds ... hit .821 percent from the line, 35 percent from three-point area, and averaged 4.0 assists ... named to the WBCA Academic All-State team which required being a starter with a 3.2 cumulative grade point average


5-9 • Sophomore Guard

Waukesha, Wis.
South High School
Coach: Paul Darling

Career Game Highs

Season/Career Single Game Highs:

Points: 0
Field Goals: 0
Field Goal Att.: 0
3-Pt. Goals: 0
3-Pt. Att.: 0
Free Throws: 0
Free Throw Att.: 0
Rebounds: 0
Assists: 0
Steals: 0
Blocks: 0



OFF THE COURT WITH ERIN OLSON

Personal: Born 8/21/83; family includes parents Ole and Kitty Olson, sister Alli and brother Bret, and the UW team ...
Nickname: E.O.

Favorites: Favorite subject: Music ... Favorite food: Cereal ... Favorite color: Blue ... Activities: Working out, hanging with friends ... Favorite vacation spot: Up North ... Favorite sport other than basketball: Football

Most memorable basketball achievement: Walking on and earning a scholarship

Best UW road trip: Seattle

To calm my nerves before a game I: Dance and listen to music

In preseason training I worked on: Dribbling and speed

My most prized possession is: All my pictures
Dream as a collegiate player: To win a Big Ten championship

Favorite spot on campus: The Terrace

If I could bring one thing from my hometown, I'd bring: My dog

If I could have any job, I'd be: A professional golfer

The community service activity or group I most like: Playing basketball with individuals with disabilities at the YMCA

What motivates me? I just love the game

My favorite cartoon character is: Homer Simpson

My favorite book is: *Catcher in the Rye*

One word that describes me: Spontaneous

One word that describes the team: Special


Major: Special education

Career goal: Open a care center for individuals with disabilities and/or become a women's basketball coach

Why Wisconsin?
"The people and the community"

Olson's Career Record

Season	G/S	FG	FGA	PCT	3PT	3PTA	PCT	FT	FTA	PCT	REB	AVG	PF/D	A	TO	BL	ST	MIN	PTS	AVG
2002-03	1/0	0	0	.000	0	0	.000	0	0	.000	0	0.0	0/0	0	0	0	0	1	0	0.0
TOTALS	1/0	0	0	.000	0	0	.000	0	0	.000	0	0.0	0/0	0	0	0	0	1	0	0.0



5-9 • Senior Forward

Verona, Wis.
Verona High School
Coach: Chris Benetti

Career Game Highs

Career Single Game Highs:

Points: 0
Field Goals: 0
Field Goal Att.: 1 vs. Loyola 12/5/00
3-Pt. Goals: 0
3-Pt. Att.: 0
Free Throws: 0
Free Throw Att.: 0
Rebounds: 1 vs. Northwestern 2/1/01
Assists: 0
Steals: 0
Blocks: 0

Post Season Play


2002 NCAA 1st Round, Nashville, Tenn.
2001 NCAA 1st Round, Athens, Ga.

12 ABBY SIMMONS

2002-03: Valued member of the scout team who appeared in two games ... earned her third Academic All-Big Ten honor in 2003

2000-02: Walked on to the team in 2000 and has competed in three games ... earned Academic All-Big Ten honors in 2002

High School: Was a three-sport athlete in high school participating in volleyball, basketball and softball ... earned first team all-conference in all three sports and was a first team all-stater in softball (outfielder) ... named volleyball and basketball captain and MVP ... averaged 12.9 points/game as a senior ... played on the WBCA All-Star team ... won the 2000 Award of Excellence by the Women's Sports Advocates of Wisconsin



OFF THE COURT WITH ABBY SIMMONS

Personal: Born 6/16/82; family includes parents Ken and Gail, brother Ryan, sister Nicole ... Nickname: Slimmons

Favorites: Favorite subject: Biology ... Favorite food: Pasta ... Favorite color: Purple ... Activities: Shopping, being with friends and family; being outside ... Vacation spot: Anywhere warm ... Favorite sport other than basketball: Softball

Person(s) most admired: My mom and dad
Most memorable basketball achievement: Making the UW team as a walk-on as a freshman

Best UW road trip: St. Thomas, U.S. Virgin Islands

In preseason training I worked on: My conditioning and shooting when I'm tired

My most prized possession is: My family
Dream as a collegiate player: Make it to the Final Four

Favorite spot on campus: Memorial Union

One word that describes me: Focused

One word that describes the team: Determined

Autobiography title: *Abbyland*

If I could bring one thing from my hometown, I'd bring: My dog

If I could have any job, I'd be: The next Faith Hill

The community service activity or group I most like: Helping out with practices in my hometown

My favorite pastime is: Playing ball with my dad on the driveway

Major: Kinesiology


Career goal: Get into a physical therapy program after undergrad and find a great job in a great location

Why Wisconsin?

"It's close to home and family, Big Ten school, great atmosphere and facilities."

Simmons' Career Record

Season	G/S	FG	FGA	PCT	3PT	3PTA	PCT	FT	FTA	PCT	REB	AVG	PF/D	A	TO	BL	ST	MIN	PTS	AVG
2000-01	2/0	0	1	.000	0	0	.000	0	0	.000	1	0.5	0/0	0	0	0	0	4	0	0.0
2001-02	1/0	0	0	.000	0	0	.000	0	0	.000	0	0.0	0/0	0	0	0	0	3	0	0.0
2002-03	2/0	0	0	.000	0	0	.000	3	4	.750	0	0.0	1/0	0	0	0	0	2	3	1.5
Totals	5/0	0	1	.000	0	0	.000	3	4	.750	1	0.2	1/0	0	0	0	0	9	3	0.6



11 STEPHANIE RICH

2002-03: First season as a starter ... played point guard as well as the two and three positions ... named All-Big Ten honorable mention by the media ... has good anticipation for the steal or rebound ... led team in steals with 2.46/game (6th in Big Ten) ... had trouble finding her range in early season games hitting just .212 from the field until her breakout game at Washington where she hit 7-14 including 6-8 three-pointers and had a then-career-high 20 points ... hit 7-of-11 including 4-of-6 three pointers for a career-high 24 points at Indiana Jan. 24 ... main three-point threat hitting 48-147 for .327 percent ... was the Badgers' leading scorer averaging career-best 11.6 points per game ... was one of only two double-figure scorers ... had five steals in a game five times, six assists twice, and four blocks once

2001-02: Member of the Big Ten European tour team ... ranked among the UW leaders in three-point shooting hitting 20-69 for .290 percent ... started three times or came off the bench for crucial minutes and scoring ... averaged 15 minutes and 3.2 points per game ... had her career high seven rebounds and three steals in the Ohio State game 2/24/02 ... was a team leader in the off season

5-11 • Junior Guard

Crawfordsville, Iowa
Washington High School
Coach: Monte Davis

Career Game Highs

Career Single Game Highs:

Points: 24 vs. Indiana, 1/24/03

Field Goals: 7 vs. Wash, 12/2/02 & Indiana, 1/24/03

Field Goal Att.: 18 vs. Drake, 12/14/02

3-Pt. Goals: 6 vs. Washington, 12/2/02

3-Pt. Att.: 11 vs. Michigan State, 2/6/03

Free Throws: 9 vs. Northwestern, 1/30/03

Free Throw Att.: 10 vs. Northwestern, 1/30/03

Rebounds: 7 vs. Iowa, 1/21/03 & IU, 1/24/03

Assists: 6 vs. PSU, 1/2/03 & Iowa, 1/21/03

Steals: 5 vs. Washington, 12/2/02, vs. Ball State, 12/5/02, vs. Illinois, 1/19/03, vs. Iowa, 2/23/03, vs. Indiana, 3/6/03

Blocks: 4 vs. Michigan State, 2/6/03

Post Season Play

2002 NCAA 1st Round, Nashville, Tenn.

Of Special Note:

- Led the Badgers in scoring as a sophomore averaging 11.6 points per game; main three-point threat
- Member of the Big Ten European tour team in 2002
- Team won three Iowa 3A State Championships
- 2001 Miss Iowa Basketball and the Gatorade State Player of the Year
- Received AP All-State honors four years and was first player named to the Iowa State All-Tournament team all four years (MVP as a freshman and senior)
- Scored 2,205 career points which ranks third in Iowa prep all-time scoring records
- 2001 *Street & Smith's* Honorable Mention All-American

Rich's Career Record

Season	G/S	FG	FGA	PCT	3PT	3PTA	PCT	FT	FTA	PCT	REB	AVG	PF/D	A	TO	BL	ST	MIN	PTS	AVG
2001-02	31/3	36	109	.330	20	69	.290	8	21	.381	73	2.4	27/0	32	28	9	26	428	100	3.2
2002-03	28/28	112	337	.332	48	147	.327	54	74	.730	111	4.0	59/2	86	96	23	69	1001	326	11.6
TOTALS	59/31	148	446	.332	68	216	.315	62	95	.653	184	3.1	86/2	118	124	32	95	1492	426	7.2



Why Wisconsin?
 "It is the perfect fit for me."

OFF THE STEPHANIE RICH COURT WITH

Personal: Born 5/3/83; family includes parents Phil and Jacque Rich, brothers Darin, Neil, and Perry and sisters-in-law Darcy and Kori

Favorites: Favorite subject: English ... Favorite food: Sauerkraut Soup ... Favorite color: Blue ... Activities: Movies, shopping, e-mailing, and reading ... Vacation Spot: Ozarks ... Favorite Sport other than basketball: Football

My favorite things to do or have: Hanging out with family and friends

Person(s) most admired: My family and Michael Jordan

Most memorable basketball achievement: Winning three state basketball championships

Best UW road trip: St. Thomas, U.S. Virgin Islands

My basketball superstitions: Wearing a Michael Jordan shirt on game days

To calm my nerves before a game I: Talk to people

In preseason training I worked on: Quickness and shooting

My most prized possession is: My journal
Dream as a collegiate player: To win the NCAA championship

Favorite spot on campus: Memorial Union

One word that describes me: Passionate

One word that describes the team: Competitive

Persons who inspired me the most: My mom and dad

If I could bring one thing from my hometown, I'd bring: My friends and family

If I could have any job, I'd be: A college coach

The community service activity or group I most like: Ronald McDonald House

On my days off I: Hang out with friends, shop, catch up on sleep

What motivates me? My family and friends

My favorite cartoon character is: Bugs Bunny

My favorite book is: *While I was Gone*

What makes me laugh? My friends and teammates

If I could be a cover of a magazine it would be: Sports Illustrated

If I could guest star in a TV show it would be: Sports Center or PTI's 5 Good Minutes

When I pick up a newspaper the first section I turn to is: Sports

The best sporting event I ever attended was: They are all great

Major: Agricultural journalism

Career goal: To become successful and happy

14 ASHLEY JOSEPHSON

2002-03: Had a stellar opening to her freshman season until a back injury Jan. 16 caused her to miss eight games ... began year as starting point guard and also played two-guard ... first career start at Pepperdine Tournament Nov. 29 ... had a then-career-high at Washington hitting 3-of-3 three-pointers and had 13 points ... made 3-of-3 three-pointers vs. San Francisco and had 11 points ... posted her career-best 17 points vs. Ball State ... ranked fourth on team in scoring averaging 8.0 points per game ... best free throw shooter on team hitting .938 percent ... best three-point shooter hitting 16-34 for .471 percent which set the UW freshmen season record

High School: Two-time National AAU All-American in 2001 and 2002 ... member of the Viking Club Velocity Red which won the 2001 AAU National Title ... played point or second guard ... averaged 16 points, 2.5 assists, 4.4 rebounds and 3.5 steals while connecting on 40 percent of her three-point attempts ... led West Salem to the WIAA Division 2 sectional semifinals and posted a record of 21-2 in 2002 ... was AP First Team All-State and Coulee Conference Girls Basketball Athlete of the Year ... an accomplished tennis player, Josephson played No. 1 singles for the West Salem boys' tennis team in 2000, as they did not have a girls' team ... school added a girls' team in 2001 and Josephson became West Salem's first tennis player to qualify for the WIAA State Tennis Tournament where she lost in the third round ... also played prep soccer

Of Special Note:

- Became a starter at point guard in November and was the third leading scorer before an injury to her back caused her to miss eight games
- Best free throw and three-point shooter on team; set the UW freshman season record for three-point accuracy hitting 16-34 for .471 percent
- 2001 and 2002 AAU All-American and member of 2001 AAU team that won the national title
- 2002 AP First Team All-State and conference player of the year



5-8 • Sophomore Guard

Onalaska, Wis.
West Salem High School
Coach: Mike Malott

Career Game Highs

Season/Career Single Game Highs:

Points: 17 vs. Ball State, 12/5/02

Field Goals: 6 vs. Ball State, 12/5/02

Field Goal Att.: 15 vs. Illinois, 1/12/03

3-Pt. Goals: 3 vs. Wash, 12/2/02 and San Francisco, 12/30/02

3-Pt. Att.: 3 several times

Free Throws: 4 four times

Free Throw Att.: 5 vs. N. Illinois, 11/22/02

Rebounds: 5 vs. Indiana, 1/24/03

Assists: 4 vs. Washington, 12/2/02 & vs. Illinois, 1/12/03

Steals: 2 several times

Blocks: 1 three times

Josephson's Career Record

Season	G/S	FG	FGA	PCT	3PT	3PTA	PCT	FT	FTA	PCT	REB	AVG	PF/D	A	TO	BL	ST	MIN	PTS	AVG
2002-03	21/16	57	146	.390	16	34	.471	30	32	.938	43	2.0	27/0	30	47	3	16	593	160	7.6
TOTALS	21/16	57	146	.390	16	34	.471	30	32	.938	43	2.0	27/0	30	47	3	16	593	160	7.6



Why Wisconsin?
 "I always wanted to be a Badger."

OFF THE ASHLEY JOSEPHSON COURT WITH

Personal: Born 9/17/83; family includes parents Steve and Diane Josephson, brother Ryan ...
 Nickname: A.J.

Favorites: Favorite subject: Art ... Favorite food: Grandma's macaroni and cheese ... Favorite color: Blue ... Activities: Playing basketball, tennis, soccer and swimming ... Vacation Spot: Maui, Hawaii ... Favorite sport other than basketball: Tennis

My favorite things to do or have: Jet ski, boogie board, workout, sleep, watch movies, fish, canoe, go boating

Person(s) most admired: My grandmothers
 Most memorable basketball achievement: AAU National Champions 2001; being named an AAU All-American in 2001 and 2002

Best UW road trip: Pepperdine (so far)
 My basketball superstitions: Wearing my good luck ankle rubber band; chewing the same kind of gum

To calm my nerves before a game I: Use mental imagery

In preseason training I worked on: All aspects of my game and quickness

My most prized possession is: Cooper, my dog
Dream as a collegiate player: Play to my potential and be able to play in the Final Four

Favorite spot on campus: Union Terrace
One word that describes the team: Determined

Person who inspired me the most: My dad
If I could bring one thing from my hometown, I'd bring: Grandad's Bluff

If I could have any job, I'd be: Professional basketball star

The community service activity or group I most like: Ronald McDonald House

On my days off I: Sleep and hang out with friends; catch up on school work

What motivates me? Knowing there are critics out there and I want to show them up

My favorite cartoon character is: Mighty Mouse
My favorite book is: *Tuesdays with Morrie*

If I could be in a Hollywood musical (real or imaginary) what would the title be?
 Chicago

If I could be a cover of a magazine it would be:
 Sports Illustrated

If I could guest star in a TV show it would be:
 The Muppets

When I pick up a newspaper the first section I turn to is: Sports

Favorite DVD: Chicago

Favorite form of transportation: Airplane

Favorite TV show: Golden Girls

Kind and name of pet: Golden retriever named Cooper

Favorite movie: Twister

Major: Undecided

Career goal: To find a job I love doing

20 LELLO GEBISA

2002-03: First season at UW ... at 6-7, is tallest player to ever play for Wisconsin ... transferred from Duke University in 2001 where she was a reserve playing in 33 games ... became a starter for Wisconsin in late December starting 19 of 28 games ... second-leading scorer averaging career-best 10.0 points and a team-best 6.1 rebounds per game ... was one of only two double-figure scorers ... had five doubles-doubles with career highs of 23 points and 11 rebounds vs. Penn State on Jan. 2 ... had 23 points in the last game of the season vs. Indiana ... good free throw shooter 55-79 for .696 percent; made 8-8 vs. San Francisco ... averaged a double-double in the exhibition games (16 points, 12 rebounds) ... averaged 2.10 blocks per game (first in Big Ten) and had a career-high seven blocks vs. OSU, 1/16/03, and six blocks at Iowa, 1/21/03 ... most blocks in a season (59) since Janettha Johnson's 130 in 1989, and fourth most in a season of any Badger

1999-2001: As a freshman at Duke, saw action in 15 games and averaged 5.4 minutes per game ... in 2001 played as a reserve center in 18 games averaging 0.9 points and 1.1 rebounds in 4.4 minutes per game ... played in 33 games in her two seasons, averaging 4.9 minutes and 1.5 points per game ... had career highs of six points, four rebounds, three assists and two blocks

High School: A three-time team MVP as a forward/center for West Lafayette High School ... Lello and Ebba, along with sister Kuleni, were teammates on West Lafayette High School's Class 3A state title team in 1998 ... served as basketball team captain during her senior year ... named to America's Best 1998-99 Super Squad (top 50 seniors) ... a two-time all-area and three-time all-conference selection ... was West Lafayette's all-time scoring leader with 1,185 points ... played in the Indiana Junior All-Star and Senior North-South All-Star Classics ... also lettered three years in volleyball as a middle hitter earning all-conference honors and earning the team's Most Improved Player award as a sophomore ... named to the all-conference volleyball team twice and all-area as a senior ... competed on the track and field team in high jump and 4x400 and 4x800 relays ... served as senior class president... received the Indiana Honors Diploma ... earned the Optimist Citizenship Award

Of Special Note:

- Led the Big Ten in blocked shots averaging 2.10 per game
- Second-leading scorer for Wisconsin averaging career-best 10.0 points per game
- Led the team in rebounding with career-best 6.1 per game
- Had five double-doubles, the most on the team
- Transferred from Duke in 2001 and sat out the 2001-02 season

6-7 • Senior Center

West Lafayette, Ind.
West Lafayette High School
Coach: Steve Dietrich
Transfer from Duke

Career Game Highs

Season/Career Single Game Highs:

Points: 23 vs. Penn State, 1/2/03 and vs. Indiana, 3/6/03

Field Goals: 10 vs. Penn State, 1/2/03

Field Goal Att.: 19 vs. Penn State, 1/2/03

3-Pt. Goals: 0

3-Pt. Att.: 1 vs. Ball State, 12/5/02

Free Throws: 8 vs. USF, 12/30/02

Free Throw Att.: 8 vs. USF, 12/30/02 and vs. Michigan State, 2/6/03

Rebounds: 12 vs. Illinois, 1/19/03


Assists: 2 several times

Steals: 3 vs. Drake, 12/14/02 and vs. Arizona, 1/26/03

Blocks: 7 vs. OSU, 1/16/03

Lello Gebisa's Career Record

Season	G/S	FG	FGA	PCT	3PT	3PTA	PCT	FT	FTA	PCT	REB	AVG	PF/D	A	TO	BL	ST	MIN	PTS	AVG
2002-03	28/19	113	239	.473	0	2	.000	55	79	.696	170	6.1	80/3	30	90	59	27	766	281	10.0
TOTALS	28/19	113	239	.473	0	2	.000	55	79	.696	170	6.1	80/3	30	90	59	27	766	281	10.0



Why Wisconsin?

"I have the opportunity to play on the same team as my sister while attending a nationally-recognized academic institution."

OFF THE LELLO GEBISA COURT WITH

Personal: Born 8/2/81; family includes father Gebisa Ejeta, and mother Senait Workalemahu, sisters Jalle, Kuleni, and Ebba, brother Galana

Favorites: Favorite subject: Math ... Favorite food: Spaghetti ... Favorite color: Blue ... Favorite activities: Spending time with family and friends ... Vacation Spot: Puerto Rico ... Favorite Sport other than basketball: Volleyball

Person most admired: My aunt

Most memorable basketball achievement:

Winning a state championship with two of my sisters

To calm my nerves before a game I: Listen to music

In preseason training I worked on: Getting stronger and becoming a more consistent shooter

My most prized possession is: The cross my parents gave me

Dream as a collegiate player: To play in the Final Four

Favorite Spot on Campus: Kohl Center

One word that describes me: Determined

One word that describes the team: United

Person(s) who inspired me the most: My sisters

Autobiography Title: *Lello's Life Lessons*

If I could bring one thing from my hometown, I'd bring: My family

The community service activity or group I most like: Working with little kids

If I weren't playing collegiate basketball I'd be: Playing volleyball

On my days off from basketball workouts I: Catch up on school work and sleep

What motivates me? My desire to succeed

My favorite cartoon character is: Tigger

When I pick up a newspaper the first section I turn to is: Sports

What makes you laugh? My teammates

Favorite DVD: "Fast and the Furious"

Favorite form of transportation: My car

Favorite past time: Watching Cosby reruns

Favorite TV show: Will and Grace

Last CD bought? Destiny's Child

Major: Industrial Engineering

Career goal: To do consulting and eventually get my MBA (masters of business administration degree)


23 JORDAN WILSON

2002-03: Counted on for crucial minutes, rebounding and points at the four-position ... played in all 28 games as a freshman ... an instinctive shot blocker with a nice touch around the basket ... had a career-high eight points vs. Eastern Illinois and her career-high six rebounds at Ohio State ... had her most minutes (24) at Illinois and averaged 13.7 minutes per game ... wears No. 23 like the 'other' Jordan does

High School: 2001 Nike All-American ... became the first junior in Benet girls history to reach 1,000 points ... averaged 16.6 points, 5.1 rebounds, 3.1 assists and 2.0 blocks as a senior ... Benet Academy's all-time leading scorer with 1,638 points and 667 rebounds and a win/loss record of 101-26 ... earned team MVP honors and was named a *Street & Smith's* All-America honorable mention after leading her team to a 26-5 record and the sectional championship ... earned MVP of the Illinois All-Star game ... named 2002 Athlete of the Year by the *Daily Herald* and *Sun Times* Newspapers ... named to the *Sun Times* All-State team; *Champaign News Gazette* All-State second team; and *Chicago Tribune* All-State special mention and All-Area first team in 2001 ... *School Sports* recruiting service ranked her 33rd nationally; *BLUE STAR Index* ranked her among the "Nation's Top 80 Players" and listed her specifically at No. 45. *BLUE STAR* ranked her No. 30 in the "Nation's Top 100 Seniors" list ... an all-state volleyball player, she finished her volleyball career as only the second girl in Illinois history to rank in the top 10 in both kills and blocks. She totaled 1,185 kills, which ranked seventh, and 329 blocks, which ranked ninth

Of Special Note:

- Played in all 28 games as a freshman averaging 2.9 points and 2.4 rebounds
- Had single game career-bests of eight points and six rebounds
- Wears No. 23 like the 'other' Jordan
- 2001 Nike All-American
- 2002 *Street & Smith's* Honorable Mention All-American



6-1 • Sophomore Forward

Naperville, Ill.
Benet Academy
Coach: Peter Paul

Career Game Highs

Season/Career Single Game Highs:

Points: 8 vs. E. Illinois, 12/10/02

Field Goals: 3 vs. Michigan, 2/13/03

Field Goal Att.: 6 vs. Arizona, 1/26/03

3-Pt. Goals: 0

3-Pt. Att.: 0

Free Throws: 4 vs. E. Illinois, 12/10/02

Free Throw Att.: 4 twice

Rebounds: 6 vs. Ohio State, 2/9/03

Assists: 4 vs. Michigan, 2/2/03

Steals: 2 vs. E. Illinois, 12/10/02 and vs. Michigan, 2/13/03

Blocks: 1 several times

Wilson's Career Record

Season	G/S	FG	FGA	PCT	3PT	3PTA	PCT	FT	FTA	PCT	REB	AVG	PF/D	A	TO	BL	ST	MIN	PTS	AVG
2002-02	28/0	30	67	.448	0	0	.000	22	35	.629	68	2.4	26/0	20	32	4	13	383	82	2.9
TOTALS	28/0	30	67	.448	0	0	.000	22	35	.629	68	2.4	26/0	20	32	4	13	383	82	2.9



Why Wisconsin?
 "It's close to home and so much fun."

OFF THE JORDAN WILSON COURT WITH

Personal: Born 12/11/83; family includes parents John and Janice Wilson, brother Doug ... Nickname: J. Wils

Favorites: Favorite subject: Design ... Favorite foods: Steak and lobster ... Favorite color: Red ... Activities: Beach volleyball ... Vacation spot: Cancun, Mexico ... Favorite Sport other than basketball: Volleyball

Person most admired: My mom

Most memorable Basketball Achievement: Winning sectional my senior year

Best UW road trip: Visiting Emily's (Ashbaugh) house in Seattle and riding horses

My basketball superstitions: Seeing my parents in the crowd before the game

To calm my nerves before a game I: Listen to music

In preseason training I worked on: Outside shooting and ball handling

My most prized possession is: My photographs

Dream as a collegiate player: NCAA Final Four

Favorite Spot on Campus: State Street

One word that describes me: Spontaneous

One word that describes the team: Close

Person who inspired me the most: My friend Vanessa Lichon

Autobiography Title: *The Other Jordan*

If I could bring one thing from my hometown, I'd bring: My friends

If I could have any job I'd be: A designer

The community service activity or group I most like: Habitat for Humanity

If I weren't playing collegiate basketball I'd be: Playing beach volleyball in California

On my days off from basketball workouts I: Sleep

Is there something significant about your jersey number? My name is Jordan and I wear 23

What motivates me? People better than I am

My favorite cartoon character: Piglet

What is your favorite book? *The Hobbit*

What makes you laugh? My friends

The best sporting event I ever attended was: Chicago White Sox games

If I could guest star in a TV show it would be: Friends

When I pick up a newspaper the first section I turn to is: Sports

Favorite DVD: Pretty Woman


Favorite past time: Playing basketball outdoors with my guy friends

Kind and name of pet: Dogs Joey and Timmie

Favorite TV show: Will and Grace

Major: Undeclared

Career goal: Have a job that I love



6-3 • Junior Forward

West Lafayette, Ind.
West Lafayette High School
Coach: Steve Dietrich

Career Game Highs

Career Single Game Highs:

Points: 20 vs. Northwestern, 1/30/03

Field Goals: 8 vs. Northwestern, 1/30/03

Field Goal Att.: 11 twice

3-Pt. Goals: 2 twice

3-Pt. Att.: 5 vs. Ohio State, 2/9/03

Free Throws: 5 vs. UW-Milwaukee, 12/11/01

Free Throw Att.: 7 vs. Drake, 12/14/02

Rebounds: 9 three times

Assists: 2 several times

Steals: 4 vs. Cleveland State, 1/2/01

Blocks: 2 several times

25 EBBA GEBISA

2002-03: Earned Academic All-Big Ten honors and was the Athletic Board Scholar with the highest cumulative grade point average (3.918 in business) ... had a perfect 4.0 in the spring semester earning Dean's List recognition for the fourth-straight time ... hit a career-high 20 points including two three-pointers to lead UW at Northwestern Jan. 30 ... had 14 points and career-high nine rebounds to lead team vs. Pepperdine and the same vs. Illinois on 1/12/03 ... averaged career-bests 7.3 points and 4.1 rebounds per game ... spent the second semester learning the small forward position ... a tenacious rebounder ... always active ... good defender ... spark plug ... covers the floor well possessing great speed ... was a critical member of the press ... hit 7-of-7 free throws coming off the bench to lead the team at Penn State March 2 with 17 points and seven rebounds

2001-02: Came off the bench with high energy ... fifth on team in scoring and rebounding with 5.0 points and 3.5 rebounds per game ... averaged 20 minutes of play, the most of any freshman ... recorded season highs of 15 points and eight rebounds ... had a high ankle sprain in the Jan. 20 Minnesota game and sat out three games ... hit three-of-six vs. Northwestern in the Big Ten Tournament and had seven points, two steals and six rebounds to help the Badgers off the bench ... had a perfect 4.0 her first semester (freshmen are not eligible for Academic All-Big Ten honors)

High School: *Street & Smith's* All-American

honorable mention ... Indiana Basketball Guide Tremendous 26 ... two-time all-conference pick and AP Third Team All-State ... *Journal-Courier* First Team All-Area ...

Hoosier Basketball Magazine Top 40 Workout ... Indiana All-Star (senior) ... carried a 3.95

grade point average ... can play all five positions ... led team to a 14-6 mark ... part of 1998 Class 3A state champion team with sisters Kuleni and Lello, who is on the UW team ... recorded 20 points per game and

12.8 rebounds per game as a senior ... averaged 10.6 points and 6.5 rebounds per game

during her four-year varsity career ... as a senior shot 50 percent from the floor (143-287) and .791 percent from the line (110-139) ... also played soccer four years and ran track three years earning all-conference recognition in both sports ... received the John Wooden/MCL Cafeteria All-Star Citizenship Award for outstanding citizenship demonstrated off the basketball court ... member of the National Honor Society ...

Homecoming Queen, YWCA Woman of Promise Award, and Optimist Ryder Citizenship Award ... also involved in Big Sis/Little Sis, the Pep Club, VISTA, Government club and WESSO

Of Special Note:

- Started 25 games and averaged career bests in points (7.3) and rebounds (4.1) in 2002-03
- Earned Academic All-Big Ten honors and was the Athletic Board Scholar for basketball with the highest grade point average on the team
- Member of 1998 Indiana Class A State Championship team with sisters Kuleni and teammate Lello
- 2001 *Street & Smith's* Honorable Mention All-American
- Three-sport high school letterwinner; played soccer and ran track in addition to basketball

Ebba Gebisa's Career Record

Season	G/S	FG	FGA	PCT	3PT	3PTA	PCT	FT	FTA	PCT	REB	AVG	PF/D	A	TO	BL	ST	MIN	PTS	AVG
2001-02	28/0	53	130	.408	0	2	.000	34	45	.756	99	3.5	40/0	11	39	13	15	569	140	5.0
2002-03	28/25	73	145	.503	10	26	.385	48	60	.800	116	4.1	56/0	22	101	7	10	791	204	7.3
Totals	56/25	126	275	.458	10	28	.357	82	105	.781	215	3.8	96/0	33	140	20	25	1360	344	6.1



Why Wisconsin?

"Wisconsin offered both a strong basketball program and is a great academic institution."

OFF THE EBBA GEBISA COURT WITH

Personal: Born 6/16/83; family includes father Gebisa Ejeta, and mother Senait Workalemahu, sisters Jalle, Kuleni, and Lello, brother Galana ... Nickname: Ebbers, Ebba J

Favorites: Favorite subject: English ... Favorite food: Ice Cream ... Favorite color: Orange ... Activities: Shopping and Reading ... Vacation Spot: Puerto Rico ... Favorite Sport other than basketball: Soccer

Person(s) most admired: My parents

My most prized possession: My angel necklace

Most memorable basketball achievement: Winning a state championship with my two sisters Kuleni and Lello

Best UW road trip: Virgin Islands

My basketball superstitions: P.G.P.

To calm my nerves before a game, I: Listen to music

In preseason training I worked on: Shooting off the dribble, strength, ballhandling

Dream as a collegiate player: To win a national championship

Favorite spot on campus: Kohl Center

One word that describes me: Focused

One word that describes the team: Together

Person(s) who inspired me the most: My sisters

Autobiography Title: *Yes, I Know I'm Tall*

If I could bring one thing from my hometown, I'd bring: My bed

If I could have any job I'd be: An athletic director

The community service activity or group I most like: Working with kids

What would you be doing if you weren't playing collegiate basketball? Playing soccer

What do you do on your days off from basketball workouts? Spend time with friends and catch up on schoolwork

Is there some significance to your jersey number? My dad wore No. 25 when he played basketball

What motivates me? When people tell me I'm not good at something

What is your favorite book? *To Kill a Mockingbird*

What makes me laugh? My team

If I could be the cover of a magazine it would be: People

If I could guest star in a TV show it would be: The Cosby Show

Favorite past time: Shopping or reading

Favorite TV Show: Real World

Last book read: *The Hours*

Major: Business

Career goal: To go to law school and practice law for a few years and then become an athletic director for a university



34 ANNIE NELSON

2002-03: Saw her first action vs. Eastern Illinois collecting two rebounds, an assist and a block ... had a career-high four rebounds at Minnesota ... as an aspiring ESPN broadcaster, taped an on-camera analysis of Wisconsin used on air for the UW vs. Illinois game on ESPN2 on Jan. 21 ... scored first collegiate points vs. Illinois (1/12/03)

High School: Team won the 2002 WIAA Division I state title finishing 22-5 ... named AP Third Team All-State while averaging 11.2 points, 8.5 rebounds and 2.5 blocks/game ... hit 79-of-143 for .552 percent from the field ... missed eight regular-season games as a senior with a sprained knee, but returned to lead her team to the state title ... is the all-time Hudson career shot blocker with 209 and career leader in rebounds with 723 while ranking third all-time in scoring ... first team All-Big Rivers Conference player as a junior ... earned team MVP honors ... four-year varsity starter who earned second team all-conference honors as a sophomore ... during Nelson's tenure, Hudson posted a 78-18 record and was the runner-up champion at the 2000 WIAA State Tournament ... team's conference record during her varsity years was 52-4

6-1 • Sophomore Forward

Hudson, Wis.
Hudson High School
Coach: Dave Johnson

Season/Career Highs

Season/Career Single Game Highs:

Points: 2 vs. Illinois, 1/12/03

Field Goals: 1 vs. Illinois, 1/12/03

Field Goal Att.: 2 vs. Michigan State, 2/6/03

3-Pt. Goals: 0

3-Pt. Att.: 0

Free Throws: 0


Free Throw Att.: 1 vs. Illinois, 1/12/03

Rebounds: 4 vs. Minnesota, 2/27/03

Assists: 1 twice

Steals: 1 vs. Marquette, 1/5/03

Blocks: 2 vs. Illinois, 1/12/03



Annie Nelson: Up Close and Personal

Personal: Born 4/2/84; family includes parents Greg and Judy Nelson, sisters Kari and Amanda

Favorites: Favorite subject: History ...

Favorite food: Pizza ... Favorite color:

Purple ... Activities: Swimming, being

with friends ... Favorite vacation spot:

Cancun, Mexico ... Favorite sport

other than basketball: Beach volleyball

My favorite things to do or have: Be outside in the sun

Person(s) most admired: My parents

Most memorable basketball achievement:

State champions my senior year

My most prized possession is: All of my pictures of friends and family

Best UW road trip: Riding horses at

Emily's (Ashbaugh) in Seattle

Favorite Spot on Campus: Three Dollar

Movie Theatre

One word that describes me: Fun

One word that describes the team: Loud

Person who inspired me the most: My dad

If I could have any job, I'd be: Sports

broadcaster on ESPN

My favorite book is: *The Rescue* by

Nicholas Sparks

What makes me laugh? Hearing other people laugh really hard

When I pick up a newspaper the first section I turn to is: Comics

Major: Sports broadcasting

Career goal: Becoming a sports broadcaster or announcer for a major network

Why Wisconsin?
"Great school and close to home."

Nelson's Career Record

Season	G/S	FG	FGA	PCT	3PT	3PTA	PCT	FT	FTA	PCT	REB	AVG	PF/D	A	TO	BL	ST	MIN	PTS	AVG
2002-03	9/0	1	5	.200	0	0	.000	0	1	.000	9	1.0	3/0	2	2	3	1	39	2	0.2
TOTALS	9/0	1	5	.200	0	0	.000	0	1	.000	9	1.0	3/0	2	2	3	1	39	2	0.2

35 KJERSTEN BAKKE

2002-03: One of the strongest players on the team ... bench presses 190 pounds ... counted on for rebounding and to set screens ... scored first collegiate points and added two steals on ESPN2 vs. Illinois (1/12/03) ... played 16 minutes grabbing three rebounds, two assists and one steal vs. Illinois (1/19/03) ... averaged 8.6 minutes per game off the bench ... has interest in throwing shot and discus in outdoor track season

High School: Named AP Second Team All-State ... three-time unanimous first team All-Badger Conference ... averaged 17.2 points and 10.6 rebounds and 5.4 assists per game while hitting 176-350 for .503 percent from the floor ... led her team to DeForest's first WIAA state tournament appearance where they lost in the WIAA Division I quarterfinals to Hudson ... school record holder in points with 1,159 and rebounds with 702 ... member (along with Ashley Josephson) of the Velocity Red, Wisconsin's AAU team which won the national championship in 2001 ... as a senior led her volleyball team to a share of the conference title and was the WIAA Division I runnerup in the discus and shot put at the state track meet ... three-time unanimous first team All-Badger Conference in volleyball, and earned honorable mention all-state volleyball honors in 2001 ... had a 4.0 grade point average in high school

Kjersten Bakke: Up Close and Personal

Personal: Born 10/17/83; family includes parents Gregg and Meredith Bakke, brother Kjell

Favorites: Favorite subject: Zoology ... Favorite food: Cheese ... Favorite color: Red ... Favorite vacation spot: Sturgeon Bay, Wis. ... Favorite sports other than basketball: Volleyball or football

Person most admired: Grandma Ruth
Most memorable basketball achievements: Qualifying for the state basketball tournament my senior year for the first time in school history and winning the 2001 AAU National Basketball Championship
Favorite Spot on Campus: Observatory Hill

One word that describes me: Intense
One word that describes the team: Fearless
If I could have any job, I'd be: An orthopedic surgeon

The community service activity I most like: Relay for Life

What motivates me? People telling me I can't do something

My favorite book: *They Call Me Coach* by John Wooden

What makes me laugh? Little kids

My favorite cartoon character: Pepper Ann (P.A. for short)

Major: Undeclared

Career goal: Orthopedic surgeon

5-11 • Sophomore Forward/Guard

DeForest, Wis.
DeForest High School
Coach: Doug Pickarts

Season/Career Highs

Season/Career Single Game Highs:

Points: 2 vs. Michigan State, 2/6/03

Field Goals: 0

Field Goal Att.: 1 several times

3-Pt. Goals: 0

3-Pt. Att.: 0

Free Throws: 2 vs. Michigan State, 2/6/03

Free Throw Att.: 2 vs. Illinois, 1/12/03 and MSU, 2/6/03

Rebounds: 3 vs. Illinois, 1/19/03

Assists: 2 vs. Illinois, 1/19/03

Steals: 2 vs. Illinois, 1/12/03 and Minnesota, 2/27/03

Blocks: 0



Why Wisconsin?

"Great academics, great athletics, great people."

Bakke's Career Record

Season	G/S	FG	FGA	PCT	3PT	3PTA	PCT	FT	FTA	PCT	REB	AVG	PF/D	A	TO	BL	ST	MIN	PTS	AVG
2002-03	8/0	0	5	.000	0	0	.000	3	4	.750	6	0.8	3/0	3	0	0	5	60	3	0.4
TOTALS	8/0	0	5	.000	0	0	.000	3	4	.750	6	0.8	3/0	3	0	0	5	60	3	0.4



5-10 • Junior Guard

Milwaukee, Wis.
Pius XI High School
Coach: Joel Claassen

Career Highs

Career Single Game Highs:

Points: 9 vs. Illinois, 1/19/03

Field Goals: 3 vs. Illinois, 1/19/03

Field Goal Att.: 6 vs. Illinois, 1/19/03

3-Pt. Goals: 2 vs. Michigan, 2/2/03

3-Pt. Att.: 3 vs. Marquette, 1/5/03 and vs. Michigan, 2/2/03

Free Throws: 2 several times

Free Throw Att.: 3 twice

Rebounds: 6 vs. Illinois, 1/19/03

Assists: 5 vs. Illinois, 1/19/03

Steals: 5 vs. Arizona, 1/26/03

Blocks: 1 three times

40 SHAWNA NICOLS

2002-03: Saw her first action at point guard Nov. 29 after a back injury prevented participation in preseason conditioning and practice until Nov. 18 ... had first start and played 38 minutes spelling the injured Ashley Josephson vs. Illinois and collected a career-high nine points, six rebounds, five assists, and two steals on 1/19/03 ... playing time increased with Josephson out; averaged 17.2 minutes per game and started five times ... had career-high five steals vs. Arizona, 1/26/03 ... hit career-best two-of-three three-pointers vs. Michigan, 2/2/03 ... was the main 'charge-taker' for the Badgers with seven

2001-02: Played point guard behind former players Tamara Moore and Candis Smith ... sat out practices and two games with a concussion ... averaged five minutes per game as a frosh playing behind Tamara Moore (WNBA)

High School: *Street & Smith's* honorable mention All-American ... first team all-state as a sophomore; second team all-state as a junior and senior ... 2000 Gatorade Wisconsin State Player of the Year ... 2001 *Milwaukee Journal Sentinel* Girls All-Area Team ... Wisconsin Basketball Coaches Association All-Star ... led her Pius XI team to three consecutive state private school titles ... as a senior in the combined public school tournament, led team to a 23-3 record and reached the semifinals of the Division 1 WIAA State Tournament ... two-time MVP at Pius; three-time Pius captain and the only sophomore ever chosen as captain on Pius' girls team ... senior year averaged 9.7 ppg, 5.2 rebs, 5 assists, and 3.5 steals ... shot 70 percent from the free throw line and 41 percent from three-point land ... also a two-time all-conference and all-area selection in softball, playing shortstop

Of Special Note:

- Had career single-game bests and averaged 17 minutes a game including five starts in 2002-03
- 2001 *Street & Smith's* Honorable Mention All-American
- Three-time all-state player
- 2000 Gatorade Wisconsin State Player of the Year
- Three consecutive state private school team championship titles
- Two-time all-conference in softball

Why Wisconsin?

"Because when you say 'Wisconsin' you've said it all!"

Nicols's Career Record

Season	G/S	FG	FGA	PCT	3PT	3PTA	PCT	FT	FTA	PCT	REB	AVG	PF/D	A	TO	BL	ST	MIN	PTS	AVG
2001-02	17/0	4	14	.286	1	7	.143	2	6	.333	9	0.5	5/0	11	8	2	3	94	11	0.6
2002-03	26/5	20	57	.351	9	29	.310	12	22	.545	36	1.4	18/0	40	65	1	17	448	61	2.3
TOTALS	43/5	24	71	.338	10	36	.278	14	28	.500	45	1.0	23/0	51	73	3	20	542	72	1.7

OFF THE SHAWNA NICOLS COURT WITH

MEET THE BADGERS



Personal: Born 12/23/82; family includes parents Vince and Beth Nicols, brother Justin

Favorites: Favorite subject: Photography ...

Favorite food: Mint chocolate chip ice cream ... Favorite color: Blue ... Activities: Playing basketball, juggling, listening to music, watching movies ... Vacation Spot: Seattle and Door County ... Favorite sports other than basketball: Volleyball and softball

My favorite things to do or have: I love having amazing teammates and friends; people who surround me with love

Person most admired: My great grandma, Lil

Most memorable basketball achievement: Winning the Padre Sierra my eighth grade year and winning the state championship three years in a row

Best UW road trip: Virgin Islands

My basketball superstitions: Listen to music before the game and use a system to put on my uniform, shoes, socks

In preseason training I worked on: My strength and quickness and developing my outside shot

My most prized possession is: My journal
Dream as a collegiate player: Go to the Final Four and win the Big Ten

Favorite spot on campus: Any of the lakes, Thai Pavilion

One word that describes me: Determined

One word that describes the team: United

Person(s) who inspired me the most: My great grandma Lil, all of the Ironman athletes and JC

If I could bring one thing from my hometown, I'd bring: My mom and dad's cooking

If I could have any job, I'd be: A pediatrician
The community service activity or group I most like: YMCA

What would you be doing if you weren't playing basketball? Playing intramurals

On my days off I: Get homework done and run errands

Something significant about my jersey number: My freshman year in high school on varsity it was the only number left and I've worn it ever since

What motivates me? Wanting to win and be the best

My favorite cartoon character: Curious George


My favorite books: *Oh the Places You'll Go* by Dr. Seuss, and the Harry Potter series

What makes me laugh? Being tickled

When I pick up a newspaper the first sections I turn to are: Sports and comics

Major: Zoology, with an LGBT certificate

Career goal: Be happy



6-5 • Senior Center

Woodinville, Wash.
Redmond High School
Coach: Jeannine Ewing-Frable

Career Game Highs

Career Single Game Highs:

Points: 23 vs. Ohio State, 1/16/03

Field Goals: 10 vs. Ohio State, 1/16/03

Field Goal Att.: 15 vs. Ohio State, 1/16/03

3-Pt. goals: 0

3-Pt. Att.: 0

Free Throws: 9 vs. Purdue, 1/9/03

Free Throw Att.: 11 vs. Purdue, 1/9/03

Rebounds: 12 twice in '02

Assists: 5 three times

Steals: 3 vs. Ball State, 12/5/02 and NU, 1/30

Blocks: 5 twice

Post Season Play

Post Season Play

2002 NCAA 1st Round, Nashville, Tenn.

2001 NCAA 1st Round, Athens, Ga.

44 EMILY ASHBAUGH

2002-03: Earned Academic All-Big Ten honors for a second year ... a second-year starter who continued to improve ... had a career high 23 points vs. OSU on 10-of-15 shooting ... had 19 points vs. Purdue hitting 5-9 field goals and 9-11 free throws ... third in scoring averaging career-bests of 8.9 points and added 5.6 rebounds per game ... good passer and third on team in assists with 1.71 per game while playing the high-low game with fellow post Lello Gebisa ... fourth in blocks in the Big Ten with 1.29 per game and had a season high 4 blocks vs. Indiana on 2/16/03 ... had back-to-back good games at Pepperdine Tournament hitting a double-double 13 points and career-high 12 rebounds vs. the Waves ... had second double-double and fifth in her career vs. Eastern Illinois with 13 points and 12 boards ... prone to collecting fouls averaging 3.6 per game and was eliminated from five games last season

2001-02: Became a regular starter as a sophomore ... had a then-career-high 17 points and added 10 boards at Iowa (12/30) ... had a second double-double of 12 points and 11 rebounds vs. Illinois (1/17) ... averaged 6.7 points; 4.8 rebounds in 23 minutes of play and had five blocks twice for 1.4 per game which ranked sixth in the Big Ten .. earned Academic All-Big Ten honors

2000-01: Wisconsin's only recruited freshman in 2000 ... played backup post and averaged 16 minutes a game with two starts ... also contributed 3.4 points and 3.1 rebounds and twice had 10 rebounds in a game ... had a double-double against Loyola with 10 points and 10 rebounds ... aggravated an old back injury in the last regular-season game and missed the Big Ten Tournament ... played just nine minutes in the NCAA tourney game with Missouri ... averaged 6.4 rebounds per game to lead the Big Ten All-Star European tour team that went 5-0


High School: 2000 Gatorade State of Washington Player of the Year ... led Redmond High School to the 4A state tournament in 1999 and finished seventh in the tournament in 2000 ... only player from the state of Washington invited to the prestigious 1999 NIKE All-American camp in Indianapolis ... listed No. 62 in the 1999 *All Star Girls Report* and No. 70 in the *Blue Star Index* ... was one of the top 10 centers in the country ... *USA Today* honorable mention All-America as a senior ... set nine school records including most points in a game with 35 ... averaged 15 points, nine boards, and 3.0 blocked shots per game ... began playing organized basketball in second grade and was on her first select team in fifth grade ... played five years in the Redmond Select Program ... two-year member of the premier Seattle Black Magic 2000 Select AAU team which participated in the AAU national and regional championships ... named first team all-state, all-area and All-King County by the *Seattle Times*, the *Post Intelligencer* and the *Eastside Journal* ... an accomplished English equestrian rider and enjoys swimming and skiing ... honors student at Redmond, maintained a 3.95 cumulative grade point average ... Wisconsin ties include her grandparents, Dr. John and Patricia Healy of nearby Middleton, Wis.; mother, Alison, attended the University of Wisconsin for two years ... father, Bryan, played basketball at Northwestern ... older sister, Lauren, was a power forward at California

Of Special Note:

- 2002 and 2003 Academic All-Big Ten honors
- A two-year starter who averaged career-bests 8.9 points and 5.6 rebounds per game in 2002-03
- Leading rebounder for the 2001 Big Ten All-Star team that toured Europe
- 2000 Gatorade Washington State Player of the Year

Ashbaugh's Career Record

Season	G/S	FG	FGA	PCT	3PT	3PTA	PCT	FT	FTA	PCT	REB	AVG	PF/D	A	TO	BL	ST	MIN	PTS	AVG
2000-01	27/2	37	78	.474	0	0	.000	19	27	.704	83	3.1	46/0	12	25	9	6	420	93	3.4
2001-02	31/30	92	180	.511	0	0	.000	23	39	.590	148	4.8	100/1	32	64	43	18	717	207	6.7
2002-03	28/28	99	217	.456	0	0	.000	51	82	.622	157	5.6	101/5	48	73	36	29	727	249	8.9
TOTAL	86/60	228	475	.480	0	0	.000	93	148	.628	388	4.5	247/6	92	162	88	53	1864	549	6.4




Why Wisconsin?
"Why go anywhere else?"

OFF THE EMILY ASHBAUGH COURT WITH

- Personal:** Born 5/13/82; family includes parents Bryan and Alison Ashbaugh, sister Lauren, brother Bennett ... Nickname: Em, Ash, Baugh, Bash
- Favorites:** Favorite Subject: Science ... Favorite food: Popsicle ... Favorite color: Blue ... Activities: Riding horses ... Vacation spot: Puerto Vallarta, Mexico ... Favorite sports other than basketball: Skiing, equestrian
- My favorite things:** The ocean, good books, thunderstorms, riding a horse, new socks, naps
- Person(s) most admired:** My uncle, Bennett Healy, and my sister, Lauren
- Most memorable basketball achievement:** Winning our district championship game
- In preseason training I worked on:** Getting stronger physically and competitively
- My most prized possession is:** My journal
- Favorite spot on campus:** Henry Mall, State Street
- One word that describes me:** Perceptive
- One word that describes the team:** Committed
- Person(s) who inspired me the most:** My mom and dad
- My basketball superstitions:** Have to end on a swish!
- Dream as a collegiate player:** To win the NCAA tournament
- If I could bring one thing from my hometown, I'd bring:** My family and drive-thru coffee houses
- Is something significant about your jersey number?** It was my number through high school and also my father's when he played at Northwestern
- What motivates me?** The opportunity given to me every day to succeed as a D-1 scholarship athlete
- My favorite cartoon characters are:** Spiderman, Yosemite Sam
- My favorite book is:** *Trinity* by Leon Uris
- What makes me laugh?** My team, all the time
- If I could sing in a Hollywood musical, what would the title be (real or imaginary)?** Definitely, "My Fair Lady"
- If I could guest star in a TV show it would be:** Law and Order
- When I pick up a newspaper the first section I turn to is:** Front page lead stories
- Favorite kind of pets:** Horses, dogs, cats, fish and a llama!
- Last book I read:** *Birdsong* by Sebastian Faulks
- Favorite CD I bought:** Ani DiFranco
- Major:** Genetics
- Career goal:** Work in medicine with emphasis on genetics and genetic research

2003-04 BADGER NEWCOMER

22 KANDACE EVANS

**5-7 • Freshman Guard**

Southfield, Mich.
Southfield High School
Coach: Bruce Lenington

High School: First signee under Coach Stone ... an adidas Top-10 All-American and a McDonald's All-America nominee ... averaged 16.7 points, 5.7 rebounds and 6.3 assists as a senior at Southfield High School ... named to the All-North, All-East, All-Metro and All-Conference teams ... four-year starter ... showed her versatility by adding 2.6 steals and 1.7 blocks per game as a senior ... set a high school record for three-pointers made in a game with six ... was featured on the cover of hoop magazines *Triple Threat*, *Prep Spotlight* and the *Chicago-Detroit Hoop Connection* ... played AAU ball with the Motor City Crusaders, one of Michigan's top AAU programs ... while with the Crusaders, she was named the MVP of the Detroit Police Athletic League 17-and-under championship

**Kandace Evans:
Up Close and Personal**

Personal: Born 6/22/83; family includes parents Kim Evans and Jennifer Evans, sisters Keyuna Renee, Kenisha Jean, Kimberly Marie and nephew Christoffer Jalen

Favorites: Favorite Subject: Math ... Favorite food: Collard greens ... Favorite colors: Blue & red ... Favorite sports other than basketball: Track and soccer

My favorite things: Watch TV, listen to music, superman ice cream, go to church, go to movies with friends

Person(s) most admired: Mom and dad, older sisters, Pastor Marvin Miles, Mother Miles

My basketball superstitions: Wearing short cut socks, a head band, wearing a cut shirt under my jersey

To calm my nerves before a game I: Listen to my inspirational mix or crack jokes

In preseason training I worked on: Weightlifting, ball handling, passing and shooting, making over 100 shots a day

My most prized possession is: My shoe collection

Dream as a collegiate player: To make it to the NCAA tournament and win a championship

Favorite spot on campus: Kohl Center

One word that describes me: Unique

One word that describes the team: Competitive

Person(s) who inspired me the most: My parents

Autobiography title: *Life and Times of the Evolution of Kandace Evans*; "No. 22 in the program, No. 1 in your heart"

If I could bring one thing from my hometown, I'd bring: My grannie's cooking

If I could have any job I'd be: A computer engineer, play in the WNBA, and be a high school coach

Community service I enjoy the most: Boys and Girls Club

My jersey is significant because: June 22 is my birthday and I like Sheryl Swoopes and Lisa Stone who both wore 22 in college

What motivates me? The belief that I am not playing for myself, but for my Lord and Savior Jesus Christ who blessed me with this talent

My favorite cartoon characters: Dexter from Dexter's Laboratory, Pepper Ann

Favorite book: *Slam Magazine Maximize the Moment* by T.D. Jakes

Favorite form of transportation: My car

Favorite TV shows: Friends and Will & Grace

Favorite movie: King of Comedy, Love and Basketball

What makes me laugh? Stale jokes

If I could be a cover of a magazine it would be: *Sports Illustrated*

When I pick up a newspaper the first section I turn to is: Sports

Major: Computer engineering

Career goal: WNBA career and computer engineering

Why Wisconsin?

"I believe in my new coaches, my new teammates, and the UW education (beautiful campus and people).

COMMUNITY SERVICE

Community Service Award

The Badger women's basketball program has received national recognition for its community service projects. The entire team has helped with such projects as building with Habitat for Humanity or dishing out food at the Salvation Army soup kitchen. Many other team and individual service projects are arranged by the basketball players and staff.



The Badger players assist with a variety of service projects such as visiting sick children in area hospitals, and participating in the Big Sister program.

The coaching staff annually recognizes the athlete or athletes who have shown a great interest and invested the most time in community service.

2003	Leah Hefte and Jessica Liegel
2002	Kristi Seeger
2001	Rachel Klongland
2000	Krista Bird
1999	Amy Wiersma
1998	Jenny Rhodes
1997	Karie Cattanach
1996	Karie Cattanach
1995	Karie Cattanach and Jenny Rhodes

Community service is an important facet of Badger women's basketball. Above Right: Lello Gebisa helps at the Hoops for Hope clinic and below, Ebba Gebisa conducts a group session at that clinic with TV sports anchor Jay Wilson (R).

Right: Jordan Wilson puts the finishing touch on a hallway while working with Habitat For Humanity.



Above center: Lisa Stone makes a community service stop at the Optimist Club in Madison.

Above: The Badger staff poses with Bucky in front of the Weinermobile on display at the annual Hoops for Hope Clinic sponsored by Oscar Mayer Foods.

WISCONSIN HONOR ROLL

■ All-Big Ten Conference

(begun in 1984 with recognition earned by a vote of the conference coaches; a media voting panel was added in 1996. (Note: c=coaches; m=media))

Keisha Anderson	Racine, Wis.	First Team (m,c)	1997
		Second Team (m,c)	1995, '96
Lisa Bonnell	Merrill, Wis.	Second Team	1988
		Honorable Mention	1987
Mynette Clark	Racine, Wis.	Second Team	1992
Barb Franke	Cedar Falls, Iowa	First Team (m,c)	1996
		Second Team	1994, '95
		Freshman of the Year	1992
Kay Fredrickson	Durand, Wis.	Freshman of the Year	1988
Janet Huff	Milwaukee, Wis.	First Team	1984
Janetta Johnson	Ann Arbor, Mich.	Honorable Mention	1989
Ann Klapperich	Fond du Lac, Wis.	Third Team (m,c)	1997
		Second Team (m)	1998
Michelle Kozelka	Prairie du Chien, Wis.	Honorable Mention	1989, '90, '91, '92
Tamara Moore	Minneapolis, Minn.	First Team (c)	2002
		First Team (m)	2001
		Defensive Player of Year	2001
		Second Team (c)	2001
		Honorable Mention (m,c)	2000
Kelley Paulus	LaCrosse, Wis.	All-Freshman Team	1997
Chris Pruitt	Chicago, Ill.	Second Team	1984
Megan Scott	Platteville, Wis.	Second Team	1984
LaTonya Sims	Racine, Wis.	Second Team (m)	2000
		Honorable Mention (c)	2000
		First Team (m)	1999
		Second Team (c)	1999
		Freshman of the Year	1998
		Honorable Mention (m,c)	1998
Nina Smith	Waterloo, Iowa	Honorable Mention	2001
Jessie Stomski	Oakdale, Minn.	First Team (c, m,c)	2001, 2002
		Second Team (c)	2000
		Honorable Mention (m)	2000
		Freshman of the Year	1999
		Second Team (m)	1999
		Honorable Mention (c)	1999
Robin Threatt	Cedar Rapids, Iowa	First Team	1992, '93
		Second Team	1991
Katie Voigt	Woodruff, Wis.	First Team (m,c)	1998

■ Coach of the Year Honors

Jane Albright	1995	Big Ten Coach of the Year
Jane Albright	1995	WBCA/Converse District
Mary Murphy	1992	Big Ten Coach of the Year
Mary Murphy	1992	WBCA/Converse District

■ All-Big Ten First-Team Honorees



Keisha Anderson, Racine, Wis.
First Team, 1997




Barb Franke, Cedar Falls, Iowa
First Team, 1996



Janet Huff, Milwaukee, Wis.
First Team, 1984



LaTonya Sims, Racine, Wis.
First Team, 1998



Robin Threatt,
Cedar Rapids, Iowa
First Team, 1992, 1993




Katie Voigt, Woodruff, Wis.
First Team, 1998



Tamara Moore, Minneapolis, Minn. First Team, 2001, 2002



Jessie Stomski, Oakdale, Minn. First Team, 2001, 2002



Jessie Stomski earned All-Big Ten First-Team honors and was a WBCA District All-American while becoming Wisconsin's second all-time leading scorer with 1,915 points.

■ Wisconsin's 1,500-Point Scorers

All-time leading scorer, Barb Franke, who was also the fastest to score 1,000 points, leads this exclusive group of just six players who have scored 1,500 points or more at Wisconsin.

Total	Scorer	Career Games	Pos.	Yrs. Played	Scored 1,500th	Date and Opponent
1,994	Barb Franke	114 games	F/C	1991-96	Sr./90th game	12/7/95 vs. Western Illinois
1,915	Jessie Stomski	123 games	F	1998-2002	Sr./100th game	12/11/01 vs. UW-Milwaukee
1,901	Robin Threatt	114 games	G	1988-93	Sr./92nd game	12/15/92 vs. UW-Milwaukee
1,879	Theresa Huff	118 games	F/C	1979-83	Sr./97th game	12/22/82 vs. Loyola-Chicago
1,857	LaTonya Sims	124 games	F/G	1997-01	Sr./99th game	11/22/00 vs. Notre Dame
1,662	Tamara Moore	124 games	G	1998-2002	Sr./114th game	1/30/02 vs. Iowa
1,576	Katie Voigt	116 games	G	1993-98	Sr./112th game	2/20/98 vs. Illinois
1,543	Ann Klapperich	113 games	F	1994-98	Sr./110th game	2/22/98 vs. Penn State

■ Wisconsin's 1,000-Point Scorers

Total	Scorer	Career Games	Pos.	Yrs. Played	Scored 1,000th	Date and Opponent
1,994	Barb Franke	114 games	F/C	1991-96	Jr., 64th game	12/15/94 vs. Illinois-Chicago
1,915	Jessie Stomski	123 games	F	1998-02	Jr., 71st game	11/19/01 vs. Elon
1,901	Robin Threatt	113 games	G	1988-93	Jr., 66th game	1/4/92 vs. Northeastern Illinois
1,879	Theresa Huff	118 games	F/C	1979-83	Jr., 66th game	1/2/82 vs. Georgetown
1,857	LaTonya Sims	124 games	F	1997-2001	Jr., 66th game	11/27/99 vs. Rutgers
1,662	Tamara Moore	124 games	G	1998-02	Jr., 80th game	1/28/01 vs. Purdue
1,576	Katie Voigt	116 games	G	1993-98	Jr., 83rd game	3/2/96 vs. Ohio State
1,543	Ann Klapperich	113 games	F	1994-98	Jr., 77th game	2/11/97 vs. Cleveland State
1,482	Lisa Bonnell	109 games	F/C	1984-88	Sr., 86th game	12/9/87 vs. UW-Green Bay
1,455	Janet Huff	118 games	G	1980-84	Sr., 96th game	12/7/84 vs. Louisiana Tech
1,428	Michele Kozelka	111 games	F	1988-92	Jr., 74th game	2/3/91 vs. Ohio State
1,399	Chris Pruitt	114 games	G	1981-85	Jr., 86th game	3/4/84 vs. Michigan State
1,279	Keisha Anderson	85 games	G	1994-97	Sr., 68th game	1/5/97 vs. Iowa
1,123	Kelley Paulus	119 games	G	1996-00	Sr., 109th game	2/10/00 vs. Minnesota
1,120	Faith Johnson	118 games	G	1980-85	Sr., 110th game	2/8/85 vs. Indiana
1,057	Linda Gough	105 games	F	1977-81	Sr., 97th game	2/13/81 vs. Iowa
1,017	Mynette Clark	96 games	G	1988-92	Sr., 94th game	3/11/92 vs. Ohio State

Wisconsin's Most Valuable Players, 1977-2003

The Badger women's basketball program will celebrate its 30th season in 2003-04. The program achieved varsity status on July 1, 1974, and held its first games at the UW Field House during the 1974-75 season. Marilyn Harris was the first coach. In the 29-year history of the program, four players

were named MVP three-straight years: Theresa Huff, Milwaukee, Wis., 1980-83; Lisa Bonnell, Merrill, Wis., 1985-88; Robin Threatt, Cedar Rapids, Iowa, 1990-93; and Barb Franke, Cedar Falls, Iowa, 1993-96.


Continued on next page



11 Pam Moore
F • 5-11 • Fr.
Madison, Wis.
1977-78



11 Kerry Karst
G • 5-11 • Fr.
Lincoln, Neb.
1978-79



32 Ann Hall
F • 5-11 • So.
Brownsville,
Wis.
1979-80



21 Theresa Huff
F • 5-11 • So.
Milwaukee,
Wis.
1980-83



10 Janet Huff
C • 5-8 • Sr.
Milwaukee, Wis.
1983-84



22 Megan Scott
F • 6-2 • Sr.
Platteville, Wis.
1983-84



15 Faith Johnson
G • 5-6 • Sr.
Minneapolis,
Minn.
1984-85



3 Chris Pruitt
G • 5-9 • Sr.
Chicago, Ill.
1984-85



42 Lisa Bonnell
F • 5-11 • So.
Merrill Wis.
1985-88



44 Janetta Johnson
C • 6-3 • Jr.
Ann Arbor, MI
1988-89



54 Michele Kozelka
C • 6-1 • So.
Prairie du Chien,
Wis.
1989-91



22 Mynette Clark
G • 5-9 • Jr.
Milwaukee, Wis.
1990-91



34 Lisa Lawrence
F • 6-0 • Sr.
Milwaukee,
Wis.
1990-91



11 Robin Threatt
G • 5-10 • So.
Cedar Rapids,
Iowa
1990-93



44 Barb Franke
F • 6-2 • So.
Cedar Falls,
Iowa
1993-96



10 Keisha Anderson
G • 5-7 • Sr.
Racine, Wis.
1996-97



31 Katie Voigt
G • 6-0 • Sr.
Woodruff, Wis.
1997-98



25 LaTonya Sims
F • 6-3 • So.
Racine, Wis.
1998-99



30 Tamara Moore
F • 6-0 • So.
Minneapolis,
Minn.
2000, 2002




41 Jessie Stomski
F • 6-3 • Jr.
Oakdale, Minn.
2001, 2002

2002-03	None chosen		
2001-02	Tamara Moore	Sr.	Minneapolis, Minn.
	Jessie Stomski	Sr.	Oakdale, Minn.
2000-01	Jessie Stomski	Jr.	Oakdale, Minn.
1999-00	Tamara Moore	So.	Minneapolis, Minn.
1998-99	LaTonya Sims	So.	Racine, Wis.
1997-98	Katie Voigt	Sr.	Woodruff, Wis.
1996-97	Keisha Anderson	Sr.	Racine, Wis.
1995-96	Barb Franke	Sr.	Cedar Falls, Wis.
1994-95	Barb Franke	Jr.	Cedar Falls, Wis.
1993-94	Barb Franke	So.	Cedar Falls, Wis.
1992-93	Robin Threatt	Sr.	Cedar Rapids, Iowa
1991-92	Robin Threatt	Jr.	Cedar Rapids, Iowa
1990-91	Michele Kozelka	Fr.	Prairie du Chien, Wis.
	Mynette Clark	Jr.	Racine, Wis.
	Robin Threatt	So.	Cedar Rapids, Iowa
	Lisa Lawrence	Sr.	Milwaukee, Wis.
1989-90	Michele Kozelka	So.	Prairie du Chien, Wis.
1988-89	Janetta Johnson	Fr.	Ann Arbor, Mich.
1987-88	Lisa Bonnell	Sr.	Merrill, Wis.
1986-87	Lisa Bonnell	Jr.	Merrill, Wis.
1985-86	Lisa Bonnell	So.	Merrill, Wis.
1984-85	Faith Johnson	Sr.	Minneapolis, Minn.
	Chris Pruitt	Sr.	Chicago, Ill.
1983-84	Megan Scott	Sr.	Platteville, Wis.
	Janet Huff	Sr.	Milwaukee, Wis.
1982-83	Theresa Huff	Sr.	Milwaukee, Wis.
1981-82	Theresa Huff	Jr.	Milwaukee, Wis.
1980-81	Theresa Huff	So.	Milwaukee, Wis.
1979-80	Ann Hall	So.	Brownsville, Wis.
1978-79	Kerry Karst	Fr.	Lincoln, Neb.
1977-78	Pam Moore	Fr.	Madison, Wis.

Big Ten Players of the Week

(begun as a weekly honor in 1984 with recognition earned by a vote of the conference office communications staff)

Keisha Anderson	Racine, Wis.	Dec. 12, 1996 Feb. 5, 1996 Dec. 2, 1996
Lisa Bonnell	Merrill, Wis.	Jan. 18, 1988
Mynette Clark	Racine, Wis.	March 4, 1991
Barb Franke	Cedar Falls, Iowa	Jan. 29, 1996 Jan. 9, Feb. 6, 1995
Janet Huff	Milwaukee, Wis.	Feb. 14, 1984
Janetta Johnson	Ann Arbor, Mich.	Dec. 12, 1989
Michelle Kozelka	Prairie du Chien, Wis.	Feb. 28, 1989 Dec. 12, March 5, 1990
Ann Klapperich	Fond du Lac, Wis.	Dec. 1, 1997
Tamara Moore	Minneapolis, Minn.	Jan. 6, 2002 Jan. 17, 2000
Kelley Paulus	LaCrosse, Wis.	Feb. 23, 1999
LaTonya Sims	Racine, Wis.	Nov. 23, 1998
Jessie Stomski	Oakdale, Minn.	Nov. 21, 1999 Jan. 22, 2001
Robin Threatt	Cedar Rapids, Iowa	Dec. 16, Feb. 10, 1992 Dec. 14, 1993



LaTonya Sims was the UW MVP in 1999 and earned All-Big Ten Conference recognition three-straight years.

Wisconsin's Top Scorers

Barb Franke

Season	G/S	FG	FGA	PCT	3PT	3PTA	PCT	FT	FTA	PCT	REB	AVG	PF/D	A	TO	BL	ST	MIN	PTS	AVG
1991-92	29/29	128	236	.542	7	24	.292	65	110	.591	201	6.9	104/5	19	77	15	39	655	328	11.3
1993-94	27/27	189	335	.564	14	38	.368	125	173	.723	225	8.3	84/2	44	118	19	29	817	517	19.1
1994-95	29/29	199	398	.500	9	31	.290	141	217	.650	229	7.9	100/1	41	107	19	39	943	548	18.9
1995-96	29/29	225	426	.528	1	14	.071	150	208	.721	226	7.8	92/3	45	105	21	58	900	601	20.7
Totals	114/114	741	1395	.531	31	107	.290	481	708	.679	881	7.7	380/11	149	407	74	165	2660	1994	15.9

Jessie Stomski

Season	G/S	FG	FGA	PCT	3PT	3PTA	PCT	FT	FTA	PCT	REB	AVG	PF/D	A	TO	BL	ST	MIN	PTS	AVG
1998-99	32/26	182	318	.572	0	2	.000	95	132	.720	214	6.7	112/8	33	86	24	33	955	459	14.3
1999-00	32/32	151	330	.458	4	7	.571	128	168	.762	243	7.6	111/4	50	105	27	42	994	434	13.6
2000-01	28/28	180	323	.557	1	5	.200	93	149	.624	228	8.1	75/2	73	69	12	26	888	454	16.2
2001-02	31/31	231	481	.480	3	20	.150	103	161	.640	276	8.9	76/4	54	96	16	27	1032	568	18.3
Totals	123/117	744	1452	.512	8	34	.223	419	610	.687	961	7.8	374/18	210	356	79	128	3886	1915	15.6

Robin Threatt

Season	G/S	FG	FGA	PCT	3PT	3PTA	PCT	FT	FTA	PCT	REB	AVG	PF/D	A	TO	BL	ST	MIN	PTS	AVG
1988-89	5/4	22	43	.512	3	4	.750	7	11	.636	19	3.8	11/0	10	16	1	11	120	54	10.8
1989-90	26/23	126	303	.416	29	84	.345	35	45	.778	100	3.8	61/0	50	75	10	55	762	316	12.2
1990-91	27/27	179	377	.475	33	96	.344	57	86	.663	124	4.6	67/3	47	79	13	43	834	448	16.6
1991-92	29/29	221	442	.500	39	112	.348	93	123	.756	133	4.6	73/0	71	82	13	88	939	574	19.8
1992-93	27/27	209	444	.471	40	114	.351	51	72	.708	138	5.1	76/1	70	69	12	87	894	509	18.9
Totals	114/110	753	1609	.470	144	410	.351	243	337	.721	514	4.5	288/4	249	321	49	284	3550	1901	16.7

Theresa Huff

Season	G/S	FG	FGA	PCT	3PT	3PTA	PCT	FT	FTA	PCT	REB	AVG	PF/D	A	TO	BL	ST	MIN	PTS	AVG
1979-80	27/27	165	341	.484	Did Not Have		-	52	88	.591	210	7.7	94/4	21	93	28	45	--	382	14.1
1980-81	30/30	223	438	.509	Did Not Have		-	53	110	.481	294	9.8	77/4	28	102	26	60	--	499	16.6
1981-82	34/29	232	510	.467	Did Not Have		-	76	119	.638	394	11.6	79/2	53	124	19	70	1065	540	15.9
1982-83	27/24	203	439	.462	Did Not Have		-	52	92	.565	303	11.2	59/0	30	76	32	66	888	458	17.0
Totals	118/110	823	1728	.476	--	--	-	233	409	.569	1201	10.2	309/10	131	394	105	243	--	1879	15.9

LaTonya Sims

Season	G/S	FG	FGA	PCT	3PT	3PTA	PCT	FT	FTA	PCT	REB	AVG	PF/D	A	TO	BL	ST	MIN	PTS	AVG
1997-98	31/27	152	303	.502	0	0	.000	88	134	.657	214	6.9	83/1	22	64	19	31	903	392	12.6
1998-99	32/32	222	461	.482	10	34	.294	123	177	.695	213	6.7	87/3	33	94	27	47	1058	577	18.0
1999-00	33/33	177	422	.419	13	48	.271	115	170	.676	276	8.4	83/1	48	80	28	52	951	482	14.6
2000-01	28/28	153	332	.461	20	69	.290	80	104	.769	179	6.4	57/1	58	71	18	29	844	406	14.5
Totals	124/120	704	1518	.464	43	51	.285	406	585	.694	882	7.1	310/6	161	309	92	159	3896	1857	15.0

Tamara Moore

Season	G/S	FG	FGA	PCT	3PT	3PTA	PCT	FT	FTA	PCT	REB	AVG	PF/D	A	TO	BL	ST	MIN	PTS	AVG
1998-99	32/26	121	273	.443	19	56	.339	86	106	.811	158	4.9	101/6	107	145	25	80	928	347	10.8
1999-00	33/30	152	329	.462	24	69	.348	117	152	.770	167	5.1	92/2	108	133	23	83	999	445	13.5
2000-01	28/28	122	271	.450	21	63	.333	89	122	.730	129	4.6	77/2	151	116	19	100	869	354	12.6
2001-02	31/31	186	378	.492	49	135	.363	95	114	.833	159	5.1	97/6	188	151	24	90	1052	516	16.6
Totals	124/115	581	1251	.464	113	323	.350	387	494	.783	613	4.9	367/16	554	545	91	353	3884	1662	13.4

Katie Voigt

Season	G/S	FG	FGA	PCT	3PT	3PTA	PCT	FT	FTA	PCT	REB	AVG	PF/D	A	TO	BL	ST	MIN	PTS	AVG
1993-94	27/27	113	248	.456	33	96	.344	70	93	.753	173	6.4	47/0	124	137	8	29	907	329	12.2
1994-95	29/28	98	267	.367	57	164	.348	39	48	.812	116	4.0	55/1	79	73	10	35	919	292	10.1
1995-96	29/29	148	352	.420	60	176	.341	63	71	.887	117	4.0	56/1	74	83	5	46	938	419	14.4
1997-98	31/31	174	403	.432	84	217	.387	104	120	.867	158	5.1	50/0	96	110	12	35	1047	536	17.3
Totals	116/115	533	1270	.420	234	653	.358	276	332	.831	564	4.9	208/2	373	403	35	145	3811	1576	13.6

Ann Klapperich

Season	G/S	FG	FGA	PCT	3PT	3PTA	PCT	FT	FTA	PCT	REB	AVG	PF/D	A	TO	BL	ST	MIN	PTS	AVG
1994-95	26/16	94	191	.492	0	1	.000	69	87	.793	152	5.8	62/2	17	42	8	33	537	257	9.9
1995-96	29/29	142	269	.528	4	8	.500	92	127	.724	159	5.5	100/6	38	41	5	48	696	380	13.1
1996-97	27/27	175	344	.509	3	12	.250	86	114	.754	179	6.6	76/3	38	56	8	61	839	439	16.3
1997-98	31/31	187	371	.504	2	10	.200	91	124	.734	178	5.7	98/3	44	55	3	46	864	467	15.1
Totals	113/103	598	1175	.509	9	31	.290	338	452	.751	668	5.9	336/14	137	194	24	188	2936	1543	13.7

WBCA/Kodak All-America

WBCA is the Women's Basketball Coaches Association national organization which votes on Kodak All-America honors. Five individuals are named in nine districts to a national ballot from which 10 players are chosen national All-Americans while the remainder receive honorable mention status.

Name	Hometown	Honor	Played at UW
Keisha Anderson	Racine, Wis.	District IV 1st Team Hon. Mention All-America	1997
Barb Franke	Cedar Falls, Iowa	District IV 1st Team Hon. Mention All-America	1995, '96
Tamara Moore	Minneapolis, Mn.	District IV 1st Team Hon. Mention All-America	2002
Jessie Stomski	Oakdale, Minn.	District IV 1st Team Hon. Mention All-America	2001, 2002
Robin Threatt	Cedar Rapids, Ia.	District IV 1st Team Hon. Mention All-America	1992

Parade All-Americans

Prestigious award recognizing the top high school athletes in the United States. Honorees are selected annually by *Parade Magazine*


Name	Hometown	Parade Honors	Played at UW
Keisha Anderson	Racine, Wis.	1992 Fourth Team	1994-97
Kerry Karst	Lincoln, Neb.	1978 Fourth Team	1978-79
Tamara Moore	Minneapolis, Mn.	1998 Second Team	1998-01
LaTonya Sims	Racine, Wis.	1997 First Team 1996 Fourth Team	1997-01
Nina Smith	Waterloo, Iowa	1999 First Team 1998 First Team 1997 Fourth Team	1999-01
Katie Voigt	Woodruff, Wis.	1993 Fourth Team	1993-97
Amy Wiersma	Randolph, Wis.	1995 Second Team	1995-99

AP All-Americans

Name	Hometown	Honors	Year
Jessie Stomski	Oakdale, Minn.	Honorable Mention	2002
Tamara Moore	Minneapolis, Minn.	Honorable Mention	2001
Barb Franke	Cedar Falls, Iowa	Honorable Mention	1995 & '96

Badger Participation on Professional Basketball Teams

Name	UW Years	Country (Team)	Years
Keisha Anderson	1994-97	WNBA Charlotte Sting WNBA Washington Mystics ABL Colorado Xplosion	2001-02 1999-00 1997-98
Theresa Huff	1979-83	Spain (Vigo)	1983-84
Barb Franke	1991-96	ABL Chicago Condors ABL France (Limoges)	1998 1996
Ann Klapperich	1994-98	Portugal (Olivais Futebol Clube)	1998
Michelle Lowman	1978-83	Sweden (Ockelbo)	1983-84
Tamara Moore	1998-2002	WNBA Phoenix Mercury WNBA Minnesota Lynx	2003 2002
Dee Dee Pate	1996-2000	Germany	2001
Robin Threatt	1988-93	WNBA Seattle Storm	1999-000
Katie Voigt	1993-98	Belgium (Club Boom) Israel (Tel Aviv)	1999-01 2001-02

Badgers in the WNBA

Above: Tamara Moore (L) and Keisha Anderson are two of several Wisconsin players who have participated in the WNBA. Tamara Moore was a first-round pick who now plays for the Phoenix Mercury.

Elite Basketball Teams

Several Badger athletes have been part of special teams that have traveled abroad on USA or Big Ten tours, as well as players that have been part of the Olympic Festival experience. These players are selected from hundreds that tryout for a position on the teams. Big Ten all-star tour players are selected by each institution's coach.

Keisha Anderson	Big Ten All-Star Tour - Japan Olympic Festival-West, San Antonio, Texas	1995 1993
Emily Ashbaugh	Big Ten All-Star Tour - Switzerland, France	2001
Kyle Black	Big Ten All-Star Tour - Switzerland, France	2001
Tanisha Boston	Big Ten All-Star Tour - Sweden, Denmark	1996
Barb Franke	USA Basketball Junior Select - Canada USA Basketball Jones Cup Team - Taiwan	1992 1994
Missy Konieczny	Big Ten All-Star Tour - Germany, Belgium	1999
Tamara Moore	Big Ten All-Star Tour - Hungary, Slovakia, 2000 Austria	
Dee Dee Pate	Big Ten All-Star Tour - Sweden, Denmark	1998
Kelley Paulus	Big Ten All-Star Tour - Sweden, Denmark	1998
Stephanie Rich	Big Ten All-Star Tour - Netherlands, France	2002
LaTonya Sims	Big Ten All-Star Tour - Germany, Belgium Jones Cup Tryouts	1999 1998
Robin Threatt	USA Basketball Olympic Tryouts Big Ten All-Star Tour - Australia	1992 1992
Katie Voigt	Big Ten All-Star Tour - England	1994
Amy Wiersma	Big Ten All-Star Tour, Austria, Czech Republic, Slovakia	1997
Camille Williams	Big Ten All-Star Tour - Hungary	1993
Tracy Winkler	Olympic Festival - North, San Antonio, Texas	1993

All-Big Ten Academic Team

Athletes who are letterwinners and maintain at least a 3.00 cumulative grade point average receive All-Big Ten academic recognition. Freshmen and transfers are not eligible in their first year. Wisconsin has had 64 honors since it began in 1986.

Emily Ashbaugh	Woodinville, Wash.	Genetics	2002, '03
Amy Bauer	Durand, Wis.	Business	1990, '91
Kyle Black	Indianapolis, Ind.	Business	2001, '02
Michele Burkholder	Janesville, Wis.	Industrial Engineering	1996, '97, '98
Karie Cattanaach	Markesan, Wis.	Business	1995, '96,
Judy Ebeling	Bloomington, Minn.	Business	1999, '00, '01
Kay Fredrickson	Durand, Wis.	Business	1989, '90, '91
Kim Fredrickson	Durand, Wis.	Business	1989, '90, '91
Ebba Gebisa	West Lafayette, Ind.	Pre-Business	2003
Leah Hefte	McFarland, Wis.	Elementary Education	2001, '02, '03
Missy Konieczny	Portage, Wis.	Agricultural Journalism	2000
Michele Kozelka	Prairie du Chien, Wis.	Physical Education	1991, '92
Lisa Lawrence	Milwaukee, Wis.	Accounting/Finance	1989, '90, '91
Jessica Liegel	Plain, Wis.	Spanish and Molecular Biology	2001, '02, '03
Dolly Rademaker	Thorp, Wis.	Physical Therapy	1992, '93, '94
Jenny Rhodes	Milwaukee, Wis.	Social Work	1997
Emily Richter	Cottage Grove, Wis.	Rehabilitative Psychology	1997, '98
Stacey Riemer	Chilton, Wis.	Landscape Architecture	1996, '97
Erin Schmidt	Lodi, Wis.	Engineering Mechanics & Astronautics	2000
Kristi Seeger	Stoughton, Wis.	Kinesiology	2001, '02, '03
Peggy Shreve	Monroe, Wis.	Genetics	1991, '92, '93
Abby Simmons	Verona, Wis.	Kinesiology	2002, '03
Jessie Stomski	Oakdale, Minn.	Journalism	2001, '02
Katie Voigt	Woodruff, Wis.	Education	1995, '96, '98
Amy Wiersma	Randolph, Wis.	Social Welfare	1997, '98, '99
Tracy Winkler	Chilton, Wis.	Nutritional Science	1994, '95, '96
Jen Waterman	Wisconsin Dells, Wis.	Zoology	1991, '92, '93

Athletic Board Scholars

Athletic Board Scholars are letterwinners who have completed at least three semesters and had the highest grade point in their respective sports. The honor, begun in 1986, is awarded annually by the UW Athletic Board.

Nicky Boucher	Oregon, Wis.	Art	1987
Kay Fredrickson	Durand, Wis.	Business	1989
Ebba Gebisa	W. Lafayette, Ind.	Business	2003
Jessica Liegel	Plain, Wis.	Spanish	2001, '02
Dolly Rademaker	Thorp, Wis.	Physical Therapy	1993
Emily Richter	Cottage Grove, Wis.	Rehabilitative Psychology	1997, '98
Shelly Rucinski	Dousman, Wis.	Recreation Resource Management	1988
Erin Schmidt	Lodi, Wis.	Engineering Mechanics & Astronautics	2000
Peggy Shreve	Monroe, Wis.	Genetics	1990, '91, '92
Cindy Slovak	Chicago, Ill.	Wildlife Ecology	1986
Amy Wiersma	Randolph, Wis.	Social Work	1999
Tracy Winkler	Chilton, Wis.	Nutritional Science	1994, '95, '96

CoSIDA District IV Academic All-America

Academic all-America status recognizes an athlete for excellence in athletics and academics. Athletes must have a minimum cumulative grade point average of 3.2, must be a district winner, and are then placed on a national ballot for voting on by a panel of the college sports information directors association (CoSIDA).

Kay Fredrickson	Durand, Wis.	Business	1989
Katie Voigt	Woodruff, Wis.	Mathematics	1996

Big Ten Medal of Honor

The award is given annually at each Big Ten institution to the senior male and female student-athlete demonstrating proficiency in scholarship and athletics. The Badgers have had one woman basketball athlete so honored.

Janet Huff	Milwaukee, Wis.	Recreation Resources Management	1984
------------	-----------------	---------------------------------	------



Wisconsin Tops Big Ten Academic Honors

Wisconsin has had the most Academic All-Big Ten honorees of any conference women's basketball team. With 64 athletes, the Badgers number more than 14 percent of all 449 honorees over the past 17 years since the conference academic team honors program began in 1986-87.

The returning Badger players averaged a cumulative grade point average of 3.058 through spring semester 2003, and seven players recorded grade point averages of 3.0 or better in the spring semester.

Ebba Gebisa had a perfect 4.0 in the spring semester and led six Badgers who received Academic All-Big Ten recognition in 2003. Big Ten honorees included: Emily Ashbaugh, Ebba Gebisa, Leah Hefte, Jessica Liegel, Kristi Seeger, and Abby Simmons.

Letterwinners who maintain a 3.00 or better cumulative grade point and who are not freshmen or first year transfers are eligible for Academic All-Big Ten honors.

TOTAL HONORS—17 Years

	Totals and Pct. of Total	
1. WISCONSIN	64	14.2
2. NORTHWESTERN	58	12.9
3. PENN STATE	36*	12.5
4. PURDUE	50	11.1
5. IOWA	47	10.5
6. MINNESOTA	42	9.4
7. MICHIGAN STATE	37	8.2
8. ILLINOIS	33	7.3
9. INDIANA	30	6.7
OHIO STATE	30	6.7
11. MICHIGAN	22	4.9

*Note: Total awards for 17 years is 449. Penn State has been a member of the Big Ten Conference for 12 years. The total awards for those years is 287. Penn State's mark reflects its percentage of 287 since joining the conference.

LETTERWINNERS 1974-2003

—A—

Katy Aagaard (Edina, Minn.): 2001-02
 Andrea Adams (Milwaukee, Wis.): 1981-85
 Debbie Ambruso (Kenosha, Wis.): 1979-81
 Stacy Amend (Madison, Wis.): 1975-76
 Keisha Anderson (Racine, Wis.): 1994-97
 Emily Ashbaugh (Woodinville, Wash.): 2000-03

—B—

Kjersten Bakke (DeForest, Wis.): 2002-03
 Amy Bauer (Durand, Wis.): 1988-90
 Kim Bertagnoli (Madison, Wis.): 1974-75
 Krista Bird (Owatonna, Minn.): 1997-01
 Kyle Black (Indianapolis, Ind.): 1998-02
 Tasha Bolton (Milwaukee, Wis.): 1974-75
 Lisa Bonnell (Merrill, Wis.): 1984-88
 Jean Bormett (Madison, Wis.): 1974-76
 Tanisha Boston (Milwaukee, Wis.): 1995-99
 Heather Bostrom (Rochester, Mich.): 1988-93
 Nikki Boucher (Oregon, Wis.): 1986-88
 Michele Bourne (Hillside, N.J.): 1989-90
 Erin Broome (Beaver Dam, Wis.): 1992-93
 Bev Buhr (Marion, Wis.): 1974-75
 Michele Burkholder (Janesville, Wis.): 1994-97

—C—

Martha Calden (Madison, Wis.): 1974-77
 (missed 1975-76)
 Kelley Camp (West Haven, Conn.): 1977-79
 Karie Cattanch (Markesan, Wis.): 1993-97
 Sally Christenson (Larsen, Wis.): 1974-75
 Mary Chnelich (Milwaukee, Wis.): 1982-84
 Mynette Clark (Racine, Wis.): 1988-92
 Christine Cleary (Oconomowoc, Wis.): 1995-99
 Kristi Condon (Brodhead, Wis.): 1974-767

—D-E-F—

Julia Delaney (Stratford, Wis.): 1986-87
 Kesa Dillon (Oakland, Calif.): 1992-95
 Margaret Drexler (Appleton, Wis.): 1986-87
 Sheila Driver (Racine, Wis.): 1983-86
 Judy Ebeling (Bloomington, Minn.): 1998-01
 Gina Edmonds (West Nyack, N.Y.): 1987-91
 Nancy Fahey (Belleville, Wis.): 1977-81
 Lizbeth Finchem (Kalamazoo, Mich.): 1981-82
 Michelle Fischer (Flint, Mich.): 1983-87
 Lynne Fitzgerald (Boscobel, Wis.): 1986-87
 Barb Franke (Cedar Falls, Iowa): 1991-95
 (missed 1992-93)
 Kay Fredrickson (Durand, Wis.): 1987-91
 Kim Fredrickson (Durand, Wis.): 1987-91

—G-H—

Kathy Galligan (Madison, Wis.): 1975-76
 Ebba Gebisa (W. Lafayette, Ind.): 2001-03
 Lello Gebisa (W. Lafayette, Ind.): 2002-03
 Linda Gough (Elgin, Ill.): 1977-81
 Maike Grossman (Hamburg, West Germany):
 1985-86
 Verdell Hale (Queens, N.Y.): 1985-88
 Ann Hall (Brownsville, Wis.): 1978-80
 Kris Hallisy (Antigo, Wis.): 1979-83

Jennah Hartwig (Janesville, Wis.): 1993-98
 (missed 1994-95)
 DeLinda Hastie (Washington, D.C.): 1985-88
 Leah Hefte (McFarland, Wis.): 1999-2003
 Heather Henkel (Racine, Wis.): 1993-94
 Phyllis Hogans (Milwaukee, Wis.): 1977-79
 Maureen Holloway (Wauwatosa, Wis.): 1975-76
 Camilla Hudson (Aurora, Ill.): 1983-84
 Janet Huff (Milwaukee, Wis.): 1980-84
 Theresa Huff (Milwaukee, Wis.): 1979-83
 April Hunt (New Haven, Conn.): 1977-787

—I-J-K—

Leslie Jauch (Baraboo, Wis.): 2001-02
 Sarah Jirovec (Stevens Point, Wis.): 1998-02
 Carol Jones (Chicago, Ill.): 1979-81
 Becky Johnson (Madison, Wis.): 1974-77
 Faith Johnson (Minneapolis, Minn.): 1980-85
 (missed 1983-84)
 Janetta Johnson (Ann Arbor, Mich.): 1988-89
 Sharon Johnson (Memphis, Tenn.): 1991-95
 Ashley Josephson (Onalaska, Wis.): 2002-03
 Kari Kaiser (Dickeyville, Wis.): 1996-97
 Kathy Kamrath (Hartland, Wis.): 1987-88
 Kerry Karst (Lincoln, Neb.): 1978-79
 Katie Kennedy (Waunakee, Wis.): 1993-94
 Ann Klapperich (Fond du Lac, Wis.): 1994-98
 Rachel Klongland (Sun Prairie, Wis.): 1997-01
 Missy Konieczny (Portage, Wis.): 1996-00
 Michele Kozelka (Prairie du Chien, Wis.):
 1988-92
 Lori Kroening (Wausau, Wis.): 1980-81
 Jody Kurilla (Rhineland, Wis.): 1980-81

—L-M-N—

Amber Landrigan (Bridgeport, Neb.): 1989-93
 (missed 1991-92)
 Lisa Lawrence (Milwaukee, Wis.): 1987-91
 Anne Lederer (Waukesha, Wis.): 1983-84
 Rebecca Leet (Oostburg, Wis.): 1990-93
 Kelly Leinfelder (Edina, Minn.): 1985-87
 Jessica Liegel (Plain, Wis.): 2000-03
 Lorraine Lorenzen (Hartland, Wis.): 1977-80
 Michelle Lowman (New Haven, Conn.): 1978-
 83 (missed 1979-80)
 Kim Martin (Demarest, N.J.): 1992-93
 Ellen Mason (Glendale, Wis.): 1974-77
 Liz McLean (Hartford, Wis.): 1978-80
 Carmella McMullen (Cleveland, Ohio): 1984-85
 Marsha Millhouse (Washington, D.C.): 1984-86
 Pam Moore (Madison, Wis.): 1977-78
 Tamara Moore (Minneapolis, Minn.): 1998-02
 Annie Nelson (Hudson, Wis.): 2002-03
 Shawna Nicols (Milwaukee, Wis.): 2001-03

—O-P-Q-R—

Karen O'Malley (Madison, Wis.): 1985-88
 Dee Dee Oestreicher (Madison, Wis.): 1987-88
 Erin Olson (Waukesha, Wis.): 2002-03
 Teena Parduhn (Madison, Wis.): 1975-76
 Dee Dee Pate (Milwaukee, Wis.): 1996-00
 Kelley Paulus (LaCrosse, Wis.): 1996-00

Vicki Prince (Flint, Mich.): 1984-87
 Chris Pruitt (Chicago, Ill.): 1981-85
 Joan Purcell (Madison, Wis.): 1974-77
 Dolly Rademaker (Thorp, Wis.): 1990-94
 Jenny Rhodes (Milwaukee, Wis.): 1994-98
 Stephanie Rich (Crawfordsville, Iowa): 2001-03
 Emily Richter (Monona Grove, Wis.): 1996-98
 Stacy Riemer (Chilton, Wis.): 1993-97
 Vivian Rorer (Peoria, Ill.): 1980-82
 Carol Ross (East Troy, Wis.): 1975-76
 Shelly Rucinski (Dousman, Wis.): 1986-90
 Jennifer Rudigor (Winnetka, Ill.): 1975-76

—S-T-U-V—

Anne Saeman (Madison, Wis.): 1976-79
 Erin Schmidt (Lodi, Wis.): 1999-00
 Carol Scott (Madison, Wis.): 1976-78
 Megan Scott (Platteville, Wis.): 1983-84
 Jennifer Scotten (Vancouver, B.C., Canada):
 1988-90
 Kristi Seeger (Stoughton, Wis.): 1999-2003
 Peggy Shreve (Monroe, Wis.): 1989-93
 LaTonya Sims (Racine, Wis.): 1997-01
 Linda Sielaff (Milwaukee, Wis.): 1981-82
 Abby Simmons (Verona, Wis.): 2001-03
 Jane Skarr (Hales Corners, Wis.): 1983-84
 Sandy Skubal (Madison, Wis.): 1974-75
 Cindy Slovak (Chicago, Ill.): 1982-86
 Candas Smith (Madison, Wis.): 1999-02
 Carolyn Smith (Eau Claire, Wis.): 1977-78
 Nina Smith (Waterloo, Iowa): 1999-01
 Helen Stoffel (Racine, Wis.): 1986-87
 Jessie Stomski (Oakdale, Minn.): 1998-02
 Linda Stuessy (Brooklyn, Wis.): 1982-84
 Teresa Theder (Watertown, Wis.): 1981-85
 Robin Threatt (Cedar Rapids, Iowa): 1988-93
 Sue Tringali (Manitowoc, Wis.): 1975-76
 Katie Voigt (Woodruff, Wis.): 1993-98,
 (missed 1996-97)
 Ginny Vorwald (Bloomington, Wis.): 1976-80
 Kari Voss (Madison, Wis.): 1996-97

—W-X-Y-Z—

Jen Waterman (Wisconsin Dells, Wis.): 1989-93
 Jenni Westphal (Marinette, Wis.): 1994-95
 Dot Whalen (Madison, Wis.): 1976-80
 Amy Wiersma (Randolph, Wis.): 1995-99
 Camille Williams (Waterloo, Iowa): 1991-95
 Jordon Wilson (Naperville, Ill.): 2002-03
 Tracy Winkler (Chilton, Wis.): 1992-95
 Inga Young (Alexandria, Va.): 1984-87
 Cathy Zorr (Oshkosh, Wis.): 1977-79
 Anne Zuehlke (Sturgeon Bay, Wis.): 1976-79

BADGERS BY STATE

California

Kesa Dillon (Oakland, Calif.): 1992-95

Connecticut

Kelley Camp (West Haven, Conn.): 1977-79
April Hunt (New Haven, Conn.): 1977-78
Michelle Lowman (New Haven, Conn.): 1978-83

Illinois

Linda Gough (Elgin, Ill.): 1977-81
Camilla Hudson (Aurora, Ill.): 1983-85
Carol Jones (Chicago, Ill.): 1979-81
Chris Pruitt (Chicago, Ill.): 1981-85
Vivian Rorer (Peoria, Ill.): 1980-82
Jennifer Rudigor (Winnetka, Ill.): 1975-76
Cindy Slovak (Chicago, Ill.): 1982-86
Jordan Wilson (Naperville, Ill.): 2002-03

Indiana

Kyle Black (Indianapolis, Ind.): 1998-01
Ebba Gebisa (W. Lafayette, Ind.): 2001-03
Lello Gebisa (W. Lafayette, Ind.): 2002-03

Iowa

Barb Franke (Cedar Falls, Iowa): 1991-95
Stephanie Rich (Crawfordsville, Iowa): 2001-03
Nina Smith (Waterloo, Iowa): 1999-01
Robin Threatt (Cedar Rapids, Iowa): 1988-93
Camille Williams (Waterloo, Iowa): 1991-95

Michigan

Heather Bostrom (Rochester, Mich.): 1988-91, 1993
Lizbeth Finchem (Kalamazoo, Mich.): 1981-82
Michelle Fischer (Flint, Mich.): 1983-87
Janetta Johnson (Ann Arbor, Mich.): 1988-89
Vicki Prince (Flint, Mich.): 1984-87

Minnesota

Katy Aagaard (Edina, Minn.): 2001-02
Krista Bird (Owatonna, Minn.): 1997-01
Judy Ebeling (Bloomington, Minn.): 1998-01
Faith Johnson (Minneapolis, Minn.): 1980-85 (missed 1983-84)
Kelly Leinfelder (Edina, Minn.): 1985-87
Tamara Moore (Minneapolis, Minn.): 1998-02
Jessie Stomski (Oakdale, Minn.): 1998-02

Nebraska

Kerry Karst (Lincoln, Neb.): 1978-79
Amber Landrigan (Bridgeport, Neb.): 1989-93 (missed 1991-92)

New Jersey

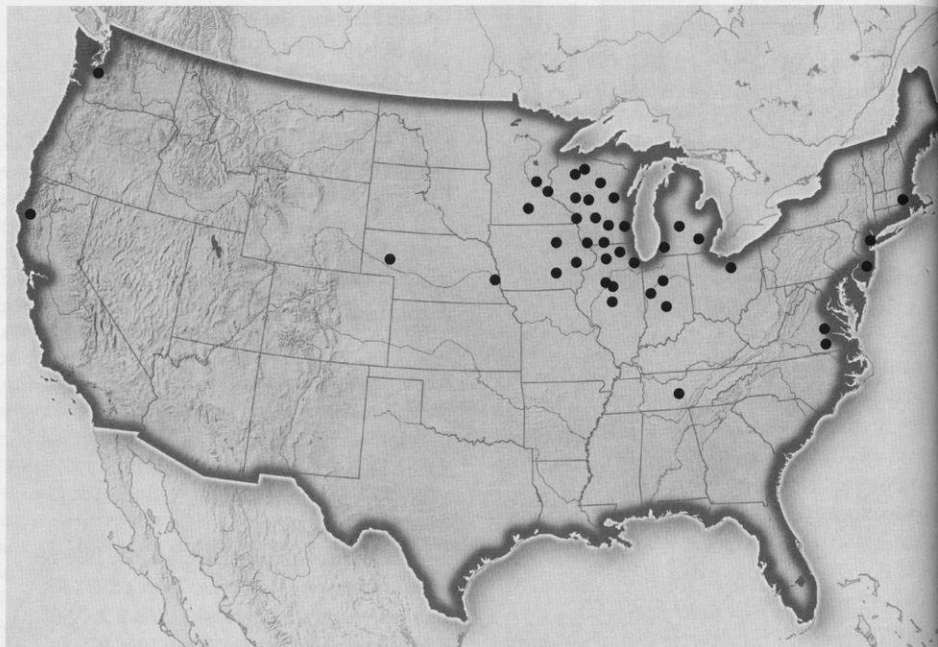
Michele Bourne (Hillside, N.J.): 1989-90
Kim Martin (Demarest, N.J.): 1992-93

New York

Gina Edmonds (West Nyack, N.Y.): 1987-91
Verdell Hale (Queens, N.Y.): 1985-88

Ohio

Carrella McMullen (Cleveland, Ohio): 1984-85



The dots represent cities or areas from which Badger letterwinners have hailed. Wisconsin has built a nationally-ranked program utilizing home-grown talent in addition to attracting some of the nation's top athletes.

Tennessee

Sharon Johnson (Memphis, Tenn.): 1991-95

Virginia

Inga Young (Alexandria, Va.): 1984-87

Washington

Emily Ashbaugh (Woodinville, Wash.): 2000-03

Washington, D.C.

DeLinda Hastie (Washington, D.C.): 1985-88
Marsha Millhouse (Washington, D.C.): 1984-86

Wisconsin

Andrea Adams (Milwaukee, Wis.): 1981-85
Debbie Ambruso (Kenosha, Wis.): 1979-81
Stacy Amend (Madison, Wis.): 1975-76
Keisha Anderson (Racine, Wis.): 1994-97
Kjersten Bakke (DeForest, Wis.): 2002-03
Amy Bauer (Durand, Wis.): 1988-90
Tasha Bolton (Milwaukee, Wis.): 1974-75
Lisa Bonnell (Merrill, Wis.): 1984-88
Jean Bormett (Madison, Wis.): 1974-76
Tanisha Boston (Milwaukee, Wis.): 1995-99
Kim Bertagnoli (Madison, Wis.): 1974-75
Nikki Boucher (Oregon, Wis.): 1986-88
Erin Broome (Beaver Dam, Wis.): 1992-93
Bev Buhr (Marion, Wis.): 1974-75
Michele Burkholder (Janesville, Wis.): 1994-97
Martha Calden (Madison, Wis.): 1974-77
Karie Cattanach (Markesan, Wis.): 1993-97
Sally Christenson (Larsen, Wis.): 1974-75
Mary Chnelich (Milwaukee, Wis.): 1982-84
Mynette Clark (Racine, Wis.): 1988-92
Christine Cleary (Oconomowoc, Wis.): 1995-99
Kristi Condon (Brodhead, Wis.): 1974-767

Julia Delaney (Stratford, Wis.): 1986-87
Margaret Drexler (Appleton, Wis.): 1986-87
Sheila Driver (Racine, Wis.): 1983-86
Nancy Fahey (Belleville, Wis.): 1977-81
Lynne Fitzgerald (Boscobel, Wis.): 1986-87
Kay Fredrickson (Durand, Wis.): 1987-91
Kim Fredrickson (Durand, Wis.): 1987-91
Kathy Galligan (Madison, Wis.): 1975-76
Ann Hall (Brownsville, Wis.): 1978-80
Kris Hallisy (Antigo, Wis.): 1979-83
Jennah Hartwig (Janesville, Wis.): 1993-98 (missed 1994-95)
Leah Hefte (McFarland, Wis.): 1999-03
Heather Henkel (Racine, Wis.): 1993-94
Phyllis Hogans (Milwaukee, Wis.): 1977-79
Maureen Holloway (Wauwatosa, Wis.): 1975-76
Janet Huff (Milwaukee, Wis.): 1980-84
Theresa Huff (Milwaukee, Wis.): 1979-83
Sarah Jirovec (Stevens Point, Wis.): 1998-02

All-Time Letterwinners: Representation by State and Country

California 1	Ohio 1
Connecticut 3	Tennessee 1
Illinois 10	Virginia 1
Indiana 4	Washington 1
Iowa 5	Washington, D.C. 2
Michigan 5	Wisconsin 110
Minnesota 7	
Nebraska 2	Canada 1
New Jersey 2	Germany 1
New York 2	


Leslie Jauch (Baraboo, Wis.): 2001-02
 Becky Johnson (Madison, Wis.): 1974-77
 Ashley Josephson (Onalaska, Wis.): 2002-03
 Kari Kaiser (Dickeyville, Wis.): 1996-97
 Kathy Kamrath (Hartland, Wis.): 1987-88
 Katie Kennedy (Waunakee, Wis.): 1993-94
 Ann Klapperich (Fond du Lac, Wis.): 1994-98
 Rachel Klongland (Sun Prairie, Wis.): 1997-01
 Missy Konieczny (Portage, Wis.): 1996-00
 Michele Kozelka (Prairie du Chien, Wis.): 1988-92

Lori Kroening (Wausau, Wis.): 1980-81
 Jody Kurilla (Rhineland, Wis.): 1980-817
 Lisa Lawrence (Milwaukee, Wis.): 1987-91
 Anne Lederer (Waukesha, Wis.): 1983-84
 Rebecca Leet (Oostburg, Wis.): 1990-93
 Jessica Liegel (Plain, Wis.): 2000-03
 Lorraine Lorenzen (Hartland, Wis.): 1977-80
 Ellen Mason (Glendale, Wis.): 1974-77
 Liz McLean (Hartford, Wis.): 1978-80
 Pam Moore (Madison, Wis.): 1977-78
 Annie Nelson (Hudson, Wis.): 2002-03
 Shawna Nicols (Milwaukee, Wis.): 2001-03
 Erin Olson (Waukesha, Wis.): 2002-03
 Karen O'Malley (Madison, Wis.): 1985-88
 Dee Dee Oestreicher (Madison, Wis.): 1987-88
 Teena Parduhn (Madison, Wis.): 1975-76
 Dee Dee Pate (Milwaukee, Wis.): 1996-00
 Kelley Paulus (LaCrosse, Wis.): 1996-00
 Joan Purcell (Madison, Wis.): 1974-77
 Dolly Rademaker (Thorp, Wis.): 1990-94
 Jenny Rhodes (Milwaukee, Wis.): 1994-98
 Emily Richter (Monona Grove, Wis.): 1996-98
 Stacy Riemer (Chilton, Wis.): 1993-97
 Carol Ross (East Troy, Wis.): 1975-76

Shelly Rucinski (Dousman, Wis.): 1986-90
 Anne Saeman (Madison, Wis.): 1976-79
 Erin Schmidt (Lodi, Wis.): 1999-00
 Carol Scott (Madison, Wis.): 1976-78
 Megan Scott (Platteville, Wis.): 1983-84
 Kristi Seeger (Stoughton, Wis.): 1999-03
 Peggy Shreve (Monroe, Wis.): 1989-93
 Abby Simmons (Verona, Wis.): 2000-03
 LaTonya Sims (Racine, Wis.): 1997-01
 Linda Sielaff (Milwaukee, Wis.): 1981-82
 Jane Skarr (Hales Corners, Wis.): 1983-84
 Sandy Skubal (Madison, Wis.): 1974-75
 Candas Smith (Madison, Wis.): 1999-02
 Carolyn Smith (Eau Claire, Wis.): 1977-78
 Helen Stoffel (Racine, Wis.): 1986-87
 Linda Stuessy (Brooklyn, Wis.): 1982-84
 Teresa Theder (Watertown, Wis.): 1981-85
 Sue Tringali (Manitowoc, Wis.): 1975-76
 Katie Voigt (Woodruff, Wis.): 1993-98
 Ginny Vorwald (Bloomington, Wis.): 1976-80
 Kari Voss (Madison, Wis.): 1996-97
 Jen Waterman (Wisconsin Dells, Wis.): 1989-93
 Jenni Westphal (Marinette, Wis.): 1994-95
 Dot Whalen (Madison, Wis.): 1976-80
 Amy Wiersma (Randolph, Wis.): 1995-99
 Tracy Winkler (Chilton, Wis.): 1992-95
 Cathy Zorr (Oshkosh, Wis.): 1977-79
 Anne Zuehlke (Sturgeon Bay, Wis.): 1976-79

Outside the U.S.

Maike Grossman (Hamburg, West Germany): 1985-86
 Jennifer Scotten (Vancouver, B.C., Canada): 1988-90



Huff's Number 21 Is Retired

Theresa Huff, who played at Wisconsin from 1979-83, is the only woman player to have her jersey retired. Although only 5-11, the lithe center/forward became the school's all-time leading scorer and rebounder completing her career with 1,879 points and 1,201 rebounds.

Robin Threath broke her 11-year-old scoring record with 1,901 points in 1993, and Barb Franke surpassed both Huff and Threath completing her career with 1,994 points in 1996. But no one has ever reached Huff's incredible 1,201 rebounding mark.

A Milwaukee native, Huff's career spanned the transition period from the AIAW to the NCAA governance. She led Wisconsin to its first post-season appearance reaching the quarterfinals of the 1982 AIAW National Championship. She was a member of the first official Big Ten Conference team in 1981-82. Huff distinguished herself as Wisconsin's first professional woman basketball player and was also the first American chosen to play in Spain in 1983-84. She was inducted into the University of Wisconsin Athletics Hall of Fame in 1998.



Each year former letterwinners are invited back for an alumni game and reception at the Kohl Center before or after a UW women's basketball game. Always a popular event, more than 50 alumni, their families and UW staff return annually for the festivities. Pictured above is the 2003 UW Alumni Reunion.

WISCONSIN BY-THE-NUMBERS

Uniform Numbers

1	Candas Smith	1999-02	23	Jordan Wilson	2002-03	34	Annie Nelson	2002-03
2	Jessica Liegel	2000-03		Katie Kennedy	1993-94		Karie Cattana	1993-97
3	Rachel Klongland	1997-01		Kim Martin	1992-93		Lisa Lawrence	1987-91
	Kesa Dillon	1992-96		Michele Bourne	1989-90		Theresa Theder	1981-85
	Chris Pruitt	1981-85		Nikki Boucher	1986-87		Linda Gough	1977-81
	Carol Scott	1976-78		Kris Hallisy	1979-83	35	Kjersten Bakke	2002-03
4	Erin Olson	2002-03	24	Dee Dee Pate	1996-00		Christine Cleary	1998-99
	Vicki Prince	1984-87		Jenni Westphal	1994-95		Michelle Fischer	1983-87
	Phyllis Hogans	1977-79		Kay Fredrickson	1987-91		Kathy Galligan	1975-76
	Ellen Mason	1974-77		Helen Stoffel	1986-87	40	Shawna Nicols	2001-03
5	Stacy Riemer	1993-97		Cindy Slovak	1982-86		Jennah Hartwig	1993-98
	Lorraine Lorenzen	1977-80		Maureen Holloway	1975-76		Sue Tringali	1975-76
10	Keisha Anderson	1994-97	25	Ebba Gebisa	2001-03	41	Jessie Stomski	1998-01
	Heather Bostrom	1988-93		LaTonya Sims	1997-01		Amy Bauer	1988-90
	Lynne Fitzgerald	1986-87		Shelly Rucinski	1986-90	42	Leslie Jauch	2001-02
	Janet Huff	1980-84		Carmella McMullen	1984-85		Jenny Rhodes	1994-98
	Lori Kroening	1980-81		Teena Pardu	1975-76		Jen Waterman	1989-93
	Ginny Vorwald	1976-80	30	Tamara Moore	1998-01		Lisa Bonnell	1984-88
	Marty Calden	1974-77		Kim Fredrickson	1987-91	43	Kristi Seeger	1999-03
11	Stephanie Rich	2001-03		Margaret Drexler	1986-87		Michele Burkholder	1994-98
	Judy Ebeling	1998-01		Ann Hall	1978-80	44	Emily Ashbaugh	2000-03
	Robin Threatt	1988-93		Kim Bertagnoli	1974-75		Barb Franke	1991-96
	Kari Voss	1996-97	31	Katie Voigt	1993-98		Janetta Johnson	1988-89
	Karen O'Malley	1985-88		Mary Chnelich	1982-84		Jane Skarr	1983-84
	Kerry Karst	1978-79		Debbie Ambruso	1979-81	45	Krista Bird	1997-01
	Pam Moore	1977-78		Cathy Zorr	1977-79		Jennifer Rudiger	1975-76
	Joan Purcell	1974-77	32	Kyle Black	1998-01	50	Tracy Winkler	1992-96
12	Abby Simmons	2000-03		Christine Cleary	1995-98		Marsha Millhouse	1884-86
	Dolly Rademaker	1990-92		Sharon Johnson	1991-95	51	Heather Henkel	1993-94
	Julia Delaney	1986-87		Kathy Kamrath	1987-88		Amber Landrigan	1989-93
	Carol Jones	1979-81		Andrea Adams	1981-85	52	Sarah Jirovec	1998-01
	Dot Whalen	1976-80		Ann Hall	1978-80	53	Linda Stuessy	1982-84
13	Verdell Hale	1985-88		Carolyn Smith	1977-78	54	Missy Konieczny	1996-00
	Tasha Bolton	1974-75		Kristi Condon	1974-76		Michele Kozelka	1988-92
	Erin Schmidt	1999-00	33	Tanisha Boston	1995-99		Kelly Leinfelder	1985-87
14	Ashley Josephson	2002-03		Camille Williams	1991-95	55	Nina Smith	1999-01
	Kelley Paulus	1996-00		Gina Edmonds	1987-91		Amy Wiersma	1995-99
	Sheila Driver	1983-86		Inga Young	1984-87		Rebecca Leet	1990-93
	Linda Sielaff	1981-82		Michelle Lowman	1978-83		Camilla Hudson	1983-84
	Jody Kurilla	1980-81		April Hunt	1977-78			
	Kelly Camp	1977-79		Carol Ross	1975-76			
	Jean Bormett	1974-76						
15	Katy Aagaard	2002-03						
	Emily Richter	1996-98						
	Jennifer Scotten	1988-90						
	Faith Johnson	1980-85						
	Liz McLean	1978-80						
20	Lello Gebisa	2002-03						
	Peggy Shreve	1989-93						
	Delinda Hastie	1985-88						
	Anne Lederer	1983-84						
	Lizbeth Finchem	1981-82						
	Nancy Fahey	1977-81						
	Stacy Amend	1975-76						
21*	Theresa Huff	1979-83						
	Anne Saeman	1976-79						
22	Kandace Evans	2003-04						
	Leah Hefte	1999-03						
	Ann Klapperich	1994-98						
	Dolly Rademaker	1992-94						
	Mynette Clark	1988-92						
	Maike Grossman	1985-86						
	Vivian Rorer	1980-82						
	Megan Scott	1983-84						
	Anne Zuelke	1976-79						
	Becky Johnson	1974-77						
	Sandi Skubal	1971-74						

*Theresa Huff's No. 21 was retired on Dec. 21, 1983



No. 22 has been the most popular number worn on uniforms at Wisconsin. Leah Hefte (pictured) graduated last season having worn the number four years leaving it for Kandace Evans this season. All-told, 11 Badgers have worn the number 22, also favored by head coach Lisa Stone who wore No. 22 while playing at Iowa.

TEAM SINGLE GAME RECORDS

Cumulative (1974-2003)

Most Points

- 123 vs. Bradley, 12-5-82
(UW-123, BRAD-79)
107 vs. Siena, 3-14-99
(UW-102, Siena-85)
102* vs. Minnesota, 1-6-91
(UW-102, MINN-77)

Fewest Points

- 28 vs. Illinois State, 12-5-75
(UW-28, ISU-88)
32* vs. Iowa, 1-26-86 (UW-32, IA-68)

Most Points Allowed

- 103* vs. Indiana, 2-1-91
(UW-86, IND-103)

Fewest Points Allowed

- 27 vs. N. Illinois, 1-23-75
(UW-42, NIU-27)
35* vs. Northwestern, 2-1-01
(UW-70, NU-35)

Most Field Goals

- 52 vs. Bradley (52 of 87), 12-5-82
43* vs. Michigan (43 of 91), 1-16-84
43* vs. Purdue (43 of 81), 1-6-84

Fewest Field Goals

- 12* vs. Iowa (12 of 48), 1-26-86

Most Field Goal Attempts

- 108 vs. DePaul (46 of 108), 12-14-77
91* vs. Michigan (43 of 91), 1-16-83

Fewest Field Goal Attempts

- 36 vs. UW-Green Bay (16 of 36),
12-5-89
39 vs. Purdue 1-09-03
39* vs. Ohio State (17 of 39), 1-18-98

Best Field Goal Percentage

- .621 vs. UW-Milwaukee (41-66), 12-9-93
.604* vs. Iowa (32-53), 12-31-01
twice vs. Ohio State (32 of 53),
1-28-94, (32-53), 1-16-00

Lowest Field Goal Percentage

- .215 vs. Michigan (14 of 65), 2-7-76
.222* vs. Minnesota (14 of 63), 3-5-87

Most Three-Point Goals

- 11* vs. Michigan (11-23), 1-6-02
11* vs. Northwestern (11-23), 2-28-92
11 vs. Creighton (11-28), 11-26-91

Fewest Three-Point Goals

- 0* vs. Purdue (0-6), 2-16-97
0* vs. Michigan (0-4), 1-24-97
0 vs. UW-Green Bay (0-7), 12-7-94
0 vs. Texas Tech (0-8), 12-5-98
0 vs. Iowa (0-4), 1-3-99
0 vs. Indiana (0-6), 1-10-99
0 vs. Mich State (0-12), 3-17-99

Most Three-Point Attempts

- 33 vs. Michigan State, 1-10-02
30 vs. Auburn (6-30), 11-29-91
30* vs. Ohio State (8-30), 3-11-92

Fewest Three-Point Attempts

- 0 vs. Chicago State, 1-2-90
0 vs. UW-Green Bay, 12-5-89
0 vs. Valparaiso, 12-13-88
0 vs. Loyola, 12-8-88

Best Three-Point Percentage (10 or more made)

- .833 vs. Washington (10-12), 12-02-02
.667* vs. Minnesota (10-15), 1-9-94

Lowest Three-Point Percentage

- .000 vs. Purdue (0-6), 2-16-97
.000 vs. Michigan (0-4), 1-24-97
.000 vs. UW-Green Bay (0-7), 12-7-94
.000 vs. Texas Tech (0-8), 12-5-98
.000 vs. Iowa (0-4), 1-3-99
.000 vs. Indiana (0-6), 1-10-99
.000 vs. Mich State (0-12), 3-17-99

Most Points, One Half by UW

- 62 (2nd half) vs. Siena, 3-14-99
(UW 107, Siena 85 WNIT)
59 (2nd half) vs. Elon, 11-19-00
(UW 102, Elon 49)
56 (2nd half) vs. UC-Santa Barbara, 11-30-96
(UW 32, 100, UW-S 95)
55 (1st half) vs. Cleveland State 2-11-97
(UW 103, Cleveland St. 64)

Fewest Points, One Half by UW

- 11 (1st half) vs. Michigan State, 2-6-76
(MSU 77, UW 46)
13 (1st half) vs. Purdue, 2-16-97
(PUR 62, UW 43)
13 (2nd half) vs. Iowa, 1-26-86
(IA 68, UW 32)

Most Points, One Half By Opponent

- 65 (2nd half) by Iowa, 12-31-00
(UW 94, Iowa 91)
60 (2nd half) by Penn State, 1-29-99
(UW 61, Penn State 91)
57 (2nd half) by Vanderbilt, 3-17-96
(UW 82, Vanderbilt 96 NCAA)
56 (2nd half) by Texas Tech, 3-18-95
(UW 65, Texas Tech 88 NCAA)

Fewest Points, One Half By Opponent

- 10 (1st half) by Northwestern, 2/1/01
(UW 70, NU 35)
12 (1st half) by Michigan State, 2/4/01
(UW 69, MSU 49)
14 (2nd half) by Michigan, 1/4/01
(UW 85, Michigan 52)

Largest Victory Margin, Big Ten Road Game

- 35 UW at Ohio State, 1-16-00
(UW 80, OSU 45)

Most Free Throws

- 40 vs. Northern Iowa (40-57), 1-16-96
33* vs. Illinois (33-44), 2-19-99

Fewest Free Throws

- 0* vs. Iowa (0-4), 1-22-84

Most Free Throw Attempts

- 57 vs. Northern Iowa (40-57), 1-16-96
44* vs. Illinois (33-44), 2-19-99

Fewest Free Throw Attempts

- 2 vs. Utah (1-2), 11-30-91
2* vs. Indiana (2-2), 2-17-79

Best Free Throw Percentage (14 or more atts.)

- 1.000 vs. Arizona (17-17), 1-26-03
1.000* vs. Michigan State (14-14), 2-28-88

Lowest Free Throw Percentage (14 or more atts.)

- .333 vs. Eastern Kentucky (7-21)
11-27-83
.389* vs. Indiana (7-18), 2-11-83

Most Personal Fouls

- 36 vs. UW-Stevens Point, 1-27-79
33* vs. Purdue, 2-23-90

Most Rebounds

- 74 vs. Western Illinois, 1-13-82
65* vs. Michigan, 2-20-87
59 vs. Pepperdine, 11-30-02

Fewest Rebounds

- 17 vs. Rutgers, 1-17-99
20* vs. Michigan, 2-2-86

Most Assists

- 34 vs. UW-Milwaukee, 12-13-78
28* vs. Illinois, 2-8-87

Fewest Assists

- 4* vs. Illinois, 2-14-88
4 vs. Oregon, 11-18-00
4 vs. Florida State, 12-4-87

Most Steals

- 27 vs. DePaul, 12-14-77
27 vs. UW-Eau Claire, 12-1-77
23* vs. Purdue, 1-6-84

Fewest Steals

- 0 vs. Stanford, 11-25-88
1 vs. Indiana, 1-24-03
2* vs. Michigan, 2-28-98
2* vs. Ohio State, 1-8-89
2* vs. Iowa, 3-12-88
2* vs. Michigan, 2-28-98

Most Turnovers

- 42* vs. Penn State, 2-23-94
37 vs. Pepperdine, 11-30-02

Fewest Turnovers

- 7* vs. Minnesota, 2-22-01
9* vs. Michigan State, 3-17-99
9* vs. Michigan State, 1-30-98
9* vs. Michigan, 1-23-98
9* vs. Indiana, 1-12-97
9* vs. Indiana, 2-23-96

Most Blocked Shots

- 17* vs. Iowa, 1-23-83

Largest Margin of Victory

- 65 vs. UW-Milwaukee (115-50),
12-13-78
41* vs. Michigan (89-48), 2-27-95

Largest Margin of Loss

- 72 vs. UW-LaCrosse (30-102), 2-11-76
48* vs. Purdue (45-93), 3-6-94
48* vs. Iowa (50-98), 3-12-88

Most Overtimes

- 2* Wisconsin (98) vs. Purdue (95), 1-26-96
2 Wisconsin (62) vs. Long Beach St. (66),
12-30-82

* Indicates UW school record set in Big Ten Conference play

TEAM SINGLE SEASON RECORDS

Big Ten Play (1982-03)

Cumulative (1974-03)

Most Points

79.6 1991 (1433 in 18)

81.7 1990-91 (2288 in 28)

Fewest Points

56.1 1986 (1009 in 18)

43.6 1975-76 (785 in 18)

Most Field Goals

28.8 1983 (519 in 18)

30.8 1982-83 (831 in 27)

Most Field Goal Attempts

68.8 1983 (1238 in 18)

76.1 1977-78 (1827 in 24)

Best Field Goal Percentage

.489 2001 (453-926)

.486 2000-01 (791-1627)

Lowest Field Goal Percentage

.359 1986 (403 of 1124)

.299 1975-76 (352 of 1177)

Most Three-Point Goals

6.0 2002 (96 in 16)

5.8 1990-91 (161 in 28)

Most Three-Point Attempts

17.1 2002 (274 in 16)

17.3 1990-91 (485 in 28)

Best Three-Point Percentage

.386 1998 (61 of 158)

.355 1997-98 (120 of 338)

.355 2002-03 (93 of 262)

Lowest Three-Point Percentage

.290 1988 (38-131)

.267 1987-88 (60-225)

Most Free Throws

17.3 1996 (278 in 16)

17.3 1995-96 (502 in 29)

Most Free Throw Attempts

23.9 1995 (383 in 16)

24.5 1995-96 (712 in 29)

Best Free Throw Percentage

.749 1991 (311 of 415)

.719 1990-91 (463 of 644)

Lowest Free Throw Percentage

.606 1997 (168 of 277)

.556 1975-76 (98 of 176)

Big Ten Play (1982-03)

Cumulative (1974-03)

Most Rebounds

43.7 1983 (788 in 18)

45.6 1990-91 (1236 in 18)

Fewest Rebounds

34.3 1993 (617 in 18)

21.8 1975-76 (394 in 18)

Most Personal Fouls

22.4 1986 (404 in 18)

22.9 1985-86 (642 in 28)

Most Assists

17.25 2001 (276 in 16)

16.8 2000-01 (469 in 28)

Fewest Assists

11.9 1986 (215 in 18)

12.5 1985-86 (349 in 28)

Most Turnovers

24.5 1994 (441 in 18)

25.3 1993-94 (684 in 27)

Fewest Turnovers

16.4 1998 (263 in 16)

17.8 1997-98 (553 in 31)

Most Blocks

5.4 2003 (75 in 14)

5.7 1982-83 (155 in 27)

Fewest Blocks

1.4 1990 (26 in 18)

2.1 1994-95 (61 in 29)

Most Steals

12.9 1996 (207 in 16)

12.9 1995-96 (375 in 29)

Fewest Steals

6.5 2003 (97 in 15)

7.7 1986-87 (249 in 28)

Best Season Opening

7-0 2002 (Record 8-8, T5th)

9-0 1997-98 (Record 21-10)

7-0 1984 (Record 13-5, 2nd)

7-0 1996-97 (Record 16-11)

7-0 1982-83 (Record 19-8)

Best Non-Conference Record

11-1 1997-98 (Record 21-10)

Attendance Average

12,474 1998 (99,797 in 8)

10,455 1997-98 (125,464 in 12)

Most Victories

13 1992 (Rec: 13-5)

21 1999-00 (Rec: 21-12)

13 1984 (Rec: 13-5)

21 1997-98 (Rec: 21-10)

12 2001 (Rec: 12-4)

21 1995-96 (Rec: 21-8)

12 1996 (Rec: 12-4)

21 1981-82 (Rec: 21-13)

Most Consecutive Victories

8 1996 (Rec: 12-4)

15 2001-02 (Rec: 19-12)

7 2002 (Rec: 8-8)

10 1995-96 (Rec: 21-8)

7 1984 (Rec: 13-5)

9 1997-98 (Rec: 21-10)

7 1996-97 (Rec: 16-11)

7 1994-95 (Rec: 20-9)

Most Consecutive Home Victories

One Season

11 1983-84 (Rec: 18-10)

Two Seasons

15 2000-01, 2001-02



The Badgers set a school record for three-point field goals hitting 10-of-12 treys at Washington Dec. 2, 2002. Ashley Josephson hit three-for-three treys that night.



The 2000 Wisconsin team made a statement on the national stage by winning the Women's National Invitational Tournament (WNIT) Championship. The team celebrates its one-point win over Florida at the Kohl Center.

Big Ten Play (1982-03)

Cumulative (1974-03)

Fewest Victories

1	1986 (Rec: 1-17)	4	1987-88 (Rec: 4-24)
		4	1985-86 (Rec: 4-24)

Most Losses

17	1986 (Rec: 1-17)	24	1987-88 (Rec: 4-24)
24	1985-86 (Rec: 4-24)		

Most Consecutive Losses

15	1988 (Rec: 2-16)	17	1985-86 (Rec: 4-24)
----	------------------	----	---------------------

Fewest Losses

4	2001 (Rec: 18-10)	7	1974-75 (Rec: 11-7)
4	1996 (Rec: 21-8)	8	1995-96 (Rec: 21-8)
5	1995 (Rec: 20-9)		
5	1984 (Rec: 13-5)		

Most Overtimes

4	1999 Season	6	1998-99 (6 is an NCAA Record)
2	2002, 2001, 1996, 1991	4	1990-91

Big Ten Overtime Record: 8-7

W	Wisconsin-86 vs. Michigan State-78, 2 OT, 1-10-02
L	Wisconsin-79 at Indiana-83, 1 OT, 2/8/01
L	Wisconsin-63 at Indiana-70, 1 OT, 1/24/02
L	Wisconsin-70 at Purdue-75, 1 OT, 1/28/01
W	Wisconsin-82 vs. Illinois-78, 1 OT, 2-19-99
W	Wisconsin-83 vs. Ohio State-79, 1 OT, 2-12-99
W	Wisconsin-73 vs. Michigan State-68, 1 OT, 2-7-99
L	Wisconsin-71 vs. Penn State-73, 1 OT, 2-5-99
W	Wisconsin-98 vs. Purdue-95, 2 OT, 1/26/96
W	Wisconsin-79 vs. Minnesota-78, 1 OT, 2-5-95
L	Wisconsin-76 at Ohio State-81, 1 OT, 2-3-91
L	Wisconsin-76 at Iowa-85, 1 OT, 3-9-91
L	Wisconsin-75 at Illinois-81, 1 OT, 1-27-89
W	Wisconsin-48 at Indiana-46, 1 OT, 2-15-87
W	Wisconsin-89 vs. Northwestern-86, 1 OT, 3-9-85

Program Overtime Record: 22-14

L	Wisconsin-67 vs. San Francisco-70, 1 OT, 12-30-02
L	Wisconsin-67 vs. Pepperdine-76, 1 OT, 11-30-02
L	Wisconsin-63 at Indiana-70, 1 OT, 1/24/02
W	Wisconsin-86 vs. Michigan State-78, 2 OT, 1-10-02
L	Wisconsin-79 at Indiana-83, 1 OT, 2/8/01
L	Wisconsin-70 at Purdue-75, 1 OT, 1/28/01
L	Wisconsin-80 vs. UW-Green Bay 82, 1 OT, 1/7/01
W	Wisconsin-81 vs. Northeastern-80, 2 OT, 11-28-99
W	Wisconsin-92 vs. Nebraska-85, 1 OT, 11-21-99
W	Wisconsin-70 vs. Michigan State-69 WNIT, 1 OT, 3-17-99
W	Wisconsin-82 vs. Illinois-78, 1 OT, 2-19-99
W	Wisconsin-83 vs. Ohio State-79, 1 OT, 2-12-99
W	Wisconsin-73 vs. Michigan State-68, 1 OT, 2-7-99
L	Wisconsin-71 vs. Penn State-73, 1 OT, 2-5-99
W	Wisconsin-103 vs. Cal-Santa Barbara-90, 1 OT, 11-20-99
W	Wisconsin 74 vs. Georgia-64, 1 OT, 1-4-98
W	Wisconsin-98 vs. Purdue-95, 2 OT, 1-26-96
W	Wisconsin-79 vs. Minnesota-78, 1 OT, 2-5-95
L	Wisconsin-76 at Ohio State-81, 1 OT, 2-3-91
L	Wisconsin-76 at Iowa-85, 1 OT, 3-9-91
W	Wisconsin-80 at Nebraska-74, 1 OT, 12-7-90
L	Wisconsin-91, Washington-99, 1 OT, 11-23-90 (at Colorado)
L	Wisconsin-75 at Illinois-81, 1 OT, 1-27-89
W	Wisconsin-62 at UW-Green Bay-58, 1 OT, 12-7-88
W	Wisconsin-48 at Indiana-46, 1 OT, 2-15-87
W	Wisconsin-73 at Cincinnati-68, 1 OT, 11-28-86
W	Wisconsin-74 vs. Western Illinois-69, 1 OT, 11-24-85
L	Wisconsin-57 at Illinois State-64, 1 OT, 12-22-85
W	Wisconsin-89 vs. Northwestern-86, 1 OT, 3-9-85
W	Wisconsin-77 vs. Illinois State-75, 1 OT, 2-16-83
L	Wisconsin-62 at Cal St-Long Beach-66, 2 OT, 12-30-82
W	Wisconsin-68 at Indiana State-60, 1 OT, 3-12-82
W	Wisconsin-78 vs. Iowa State-77, 1 OT, 3-6-82
L	Wisconsin-76 at Union University-78, 1 OT, 1-6-81
W	Wisconsin-72 at Yale-70, 1 OT, 1-7-80
W	Wisconsin-82 vs. Purdue-75, 1 OT, 1-20-79


BADGER STATS: YEAR-BY-YEAR LEADERS

■ Scoring Average

Year	Players	Class	Mark	Games	Avg.
2003	Stephanie Rich	So.	326	28	11.6
2002	Jessie Stomski	Sr.	568	31	18.3
2001	Jessie Stomski	Jr.	454	28	16.2
2000	LaTonya Sims	Jr.	482	33	14.6
1999	LaTonya Sims	So.	577	32	18.0
1998	Katie Voigt	Sr.	536	31	17.3
1997	Keisha Anderson	Sr.	531	27	19.7
1996	Barb Franke	Sr.	601	29	20.7
1995	Barb Franke	Jr.	548	29	18.9
1994	Barb Franke	So.	517	27	19.2
1993	Robin Threatt	Sr.	509	27	18.9
1992	Robin Threatt	Jr.	574	29	19.8
1991	Robin Threatt	So.	448	28	16.6
1990	Michele Kozelka	So.	445	28	15.9
1989	Janetta Johnson	Jr.	340	27	12.6
1988	Lisa Bonnell	Sr.	549	28	19.6
1987	Lisa Bonnell	Jr.	474	28	16.9
1986	Lisa Bonnell	So.	280	26	10.8
1985	Faith Johnson	Sr.	334	28	11.9
1984	Janet Huff	Sr.	515	27	19.1
1983	Theresa Huff	Sr.	458	27	16.9
1982	Theresa Huff	Jr.	540	34	15.9
1981	Theresa Huff	So.	499	30	16.6
1980	Theresa Huff	Fr.	382	26	14.1
1979	Kerry Karst	Fr.	339	24	14.1
1978	Pam Moore	Fr.	377	23	16.3
1977	Martha Calden	Sr.	320	21	15.2
1976	Kristi Condon	Sr.	199	18	11.0

■ Rebounding Average

Year	Players	Class	Mark	Games	Avg.
2003	Lello Gebisa	Jr.	170	28	6.1
2002	Jessie Stomski	Sr.	276	31	8.9
2001	Jessie Stomski	Jr.	228	28	8.1
2000	LaTonya Sims	Jr.	276	33	8.4
1999	LaTonya Sims	So.	213	32	6.7
	Jessie Stomski	Fr.	214	32	6.7
1998	LaTonya Sims	Fr.	214	31	6.9
1997	Ann Klapperich	Jr.	179	27	6.6
1996	Barb Franke	Sr.	226	29	7.8
1995	Barb Franke	Jr.	229	29	7.9
1994	Barb Franke	So.	225	27	8.3
1993	Camille Williams	So.	143	27	5.3
1992	Michele Kozelka	Sr.	206	28	7.4
1991	Michele Kozelka	Jr.	260	28	9.3
1990	Michele Kozelka	So.	244	28	8.7
1989	Janetta Johnson	Jr.	230	27	8.5
1988	DeLinda Hastie	Sr.	223	27	8.3
1987	Lisa Bonnell	Jr.	209	28	7.5
1986	Lisa Bonnell	So.	185	26	7.1
1985	Chris Pruitt	Sr.	172	27	6.4
1984	Chris Pruitt	Jr.	199	28	7.1
	Andrea Adams	Jr.	199	28	7.1
1983	Theresa Huff	Sr.	303	27	11.2
1982	Theresa Huff	Jr.	394	34	11.6
1981	Theresa Huff	So.	294	30	9.8
1980	Ann Hall	Sr.	241	27	8.9
1979	Michelle Lowman	Fr.	203	23	8.8
1978	Pam Moore	Fr.	209	23	9.0
1977	Ginny Vorwald	Fr.	185	19	9.7
1976	Becky Johnson	Jr.	88	18	4.9
	Kristi Condon	Sr.	199	18	11.0



Lello Gebisa led the Big Ten in blocked shots last season with 2.10 per game. With 59 blocks she had the most in a season since Janetta Johnson recorded the all-time season mark of 130 in 1989.

■ Assists

Year	Players	Class	Mark	Games	Avg.
2003	Stephanie Rich	So.	86	28	3.1
2002	Tamara Moore	Sr.	188	31	6.1
2001	Tamara Moore	Jr.	151	28	5.4
2000	Tamara Moore	So.	108	33	3.3
1999	Dee Dee Pate	Jr.	107	31	3.4
1998	Katie Voigt	Sr.	96	31	3.1
1997	Keisha Anderson	Sr.	123	27	4.6
1996	Keisha Anderson	Jr.	195	29	6.7
1995	Keisha Anderson	So.	153	29	5.3
1994	Katie Voigt	Fr.	124	27	4.6
1993	Peggy Shreve	Sr.	99	27	3.7
1992	Mynette Clark	Sr.	93	29	3.2
1991	Amy Bauer	Jr.	124	22	5.6
1990	Amy Bauer	So.	105	25	4.2
1989	Amy Bauer	Fr.	141	26	5.4
1988	Karen O'Malley	Sr.	113	27	4.2
1987	Verdell Hale	Jr.	123	28	4.4
1986	Karen O'Malley	So.	108	27	4.0
1985	Faith Johnson	Sr.	109	28	3.9
1984	Janet Huff	Sr.	110	27	4.1
1983	Janet Huff	Jr.	120	27	4.4
1982	Faith Johnson	Fr.	120	33	3.6
1981	Nancy Fahey	Sr.	124	31	4.0
1980	Nancy Fahey	Jr.	117	29	4.0
1979	Kelley Camp	Sr.	119	23	5.2
1978	Not available				
1977	Dot Whalen	Fr.	41	21	2.0
1976	Ellen Mason	Jr.	27	18	1.5

Steals

Year	Players	Class	Mark	Games	Avg.
2003	Stephanie Rich	So.	69	28	2.5
2002	Tamara Moore	Sr.	90	31	2.9
2001	Tamara Moore	Jr.	100	28	3.6
2000	Tamara Moore	So.	83	33	2.5
1999	Tamara Moore	Fr.	80	32	2.5
1998	Tanisha Boston	Jr.	48	31	1.5
1997	Keisha Anderson	Sr.	94	27	3.5
1996	Keisha Anderson	Jr.	124	29	4.3
1995	Keisha Anderson	So.	109	29	3.8
1994	Sharon Johnson	Jr.	41	27	1.5
1993	Robin Threatt	Sr.	87	27	3.2
1992	Robin Threatt	Jr.	88	29	3.0
1991	Michele Kozelka	Jr.	63	27	2.3
1990	Robin Threatt	Fr.	55	26	2.1
1989	Michele Kozelka	Fr.	45	26	1.7
1988	Verdell Hale	Sr.	43	21	2.0
1987	Verdell Hale	Jr.	53	28	1.9
1986	Karen O'Malley	So.	56	28	2.0
1985	Faith Johnson	Sr.	78	28	2.8
1984	Janet Huff	Sr.	80	27	3.0
1983	Janet Huff	Jr.	76	27	2.8
1982	Janet Huff	So.	90	34	2.6
1981	Theresa Huff	So.	60	30	2.0
1980	Linda Gough	Jr.	52	27	1.9
1979	Kerry Karst	Fr.	59	24	2.5
1978	Pam Moore	Fr.	60	23	2.6

Blocks

Year	Players	Class	Mark	Games	Avg.
2003	Lello Gebisa	Jr.	59	28	2.1
2002	Emily Ashbaugh	So.	43	31	1.4
2001	Nina Smith	So.	24	27	0.9
2000	LaTonya Sims	Jr.	28	33	0.8
1999	LaTonya Sims	So.	27	32	0.8
1998	LaTonya Sims	Fr.	19	31	0.6
1997	Amy Wiersma	So.	47	27	1.7
1996	Barb Franke	Sr.	21	29	0.7
1995	Barb Franke	Jr.	19	29	0.6
1994	Barb Franke	So.	19	27	0.7
1993	Camille Williams	So.	20	27	0.7
1992	Mynette Clark	Sr.	16	27	0.6
	Camille Williams	Fr.	16	27	0.6
1991	Rebecca Leet	Fr.	12	23	0.5
1990	Amber Landrigan	Fr.	14	28	0.5
1989	Janetta Johnson	Jr.	130	27	4.8
1988	Lisa Bonnell	Sr.	23	29	0.8
1987	Inga Young	Sr.	51	28	1.8
1986	Inga Young	Jr.	43	25	1.7
1985	Lisa Bonnell	Fr.	29	29	1.0
1984	Theresa Theder	Jr.	23	23	1.0
1983	Michelle Lowman	Sr.	78	27	2.9
1982	Michelle Lowman	Jr.	54	34	1.6
1981	Michelle Lowman	So.	47	31	1.5
1980	Theresa Huff	Fr.	23	19	1.2
1979	Michelle Lowman	Fr.	74	23	3.2

Moore Holds Steals Record for Wisconsin

Tamara Moore led the Badgers in steals all four years and completed her career in 2002 as UW's all-time steals and assists leader. She surpassed the UW steals mark of 327 set in 1997 by Keisha Anderson, and fell just 19 steals short of the all-time Big Ten Conference mark of 372 set by Stacey Thomas of Michigan in 2001.

Comparisons of Moore with the former UW & the Big Ten All-Time Steals Leaders

Tamara Moore, Wisconsin

2000 and 2001 Big Ten Season Steals Leader
and Second All-Time in Big Ten Steals

Year	Games	No.	Avg.
1998-99	32	80	2.50
1999-00	33	83	2.51
2000-01	28	100	3.57
2001-02	31	90	2.90
TOTAL	124	353	2.85

Keisha Anderson, Wisconsin

Wisconsin's Former All-Time Steals Leader
and Third All-Time in Big Ten Career Steals

Year	Games	No.	Avg.
TOTAL	85	327	3.85

Stacey Thomas, Michigan

Big Ten All-Time Steals Leader

Year	Games	No.	Avg.
TOTAL	115	372	3.23



Tamara Moore goes for the fast break layup after a steal. Moore led the Badgers in steals all four years and set the UW career record with 353.

UW CAREER RECORDS

Scoring

Rank	Seasons
1. Barb Franke	1994 1991-96
2. Jessie Stomski	1915 1998-02
3. Robin Threatt	1901 1988-93
4. Theresa Huff	1879 1979-83
5. LaTonya Sims	1857 1997-01
6. Tamara Moore	1662 1998-02
7. Katie Voigt	1576 1993-98
8. Ann Klapperich	1543 1994-98
9. Lisa Bonnell	1482 1984-88
10. Janet Huff	1455 1980-84
11. Michele Kozelka	1428 1988-92
12. Chris Pruitt	1399 1981-85
13. Keisha Anderson	1279 1994-97
14. Faith Johnson	1120 1980-85
15. Kelley Paulus	1089 1996-00
16. Linda Gough	1037 1977-81
17. Mynette Clark	1008 1988-92
18. Kyle Black	976 1998-02
19. Camille Williams	905 1991-95
20. Dolly Rademaker	823 1990-94
21. DeLinda Hastie	789 1985-88
22. Amy Bauer	772 1988-91
23. Michelle Lowman	760 1987-83

Rebounding

1. Theresa Huff	1201 1979-83
2. Jessie Stomski	959 1998-02
3. Michele Kozelka	916 1988-92
4. LaTonya Sims	882 1997-01
5. Barb Franke	881 1991-96
6. Lisa Bonnell	760 1984-88
7. Michelle Lowman	719 1978-83
8. Chris Pruitt	685 1981-85
9. Ann Klapperich	663 1994-98
10. Linda Gough	656 1977-81
11. Tamara Moore	613 1998-02
12. Ginny Vorwald	606 1976-80
13. DeLinda Hastie	568 1985-88
14. Katie Voigt	564 1993-98
15. Ann Hall	542 1978-80
16. Lisa Lawrence	528 1987-91
17. Robin Threatt	514 1988-93
18. Camille Williams	508 1991-95
19. Andrea Adams	477 1981-95
20. Jennah Hartwig	411 1993-98
21. Amy Wiersma	408 1995-99
22. Tanisha Boston	397 1995-99

Most Field Goals

1. Theresa Huff	823 1979-83
2. Robin Threatt	757 1988-93
3. Barb Franke	741 1991-96
4. Jessie Stomski	740 1998-02
5. LaTonya Sims	704 1997-01
6. Lisa Bonnell	620 1984-88
7. Janet Huff	607 1980-84
8. Ann Klapperich	598 1994-98
9. Chris Pruitt	589 1981-85
10. Tamara Moore	581 1998-02
11. Michele Kozelka	546 1988-92
12. Katie Voigt	533 1993-97
13. Keisha Anderson	502 1994-97

Most Field Goals Attempt

1. Theresa Huff	1728 1979-83
2. Robin Threatt	1609 1988-93
3. LaTonya Sims	1518 1997-01
4. Jessie Stomski	1447 1998-02
5. Chris Pruitt	1425 1981-85
6. Janet Huff	1406 1980-84
7. Barb Franke	1395 1991-96
8. Lisa Bonnell	1385 1984-88
9. Katie Voigt	1270 1993-98
10. Tamara Moore	1251 1998-02
11. Faith Johnson	1190 1980-85
12. Ann Klapperich	1175 1994-98
13. Linda Gough	1172 1977-81

Field Goal Pct. (200 attempts min.)

1. Nina Smith	.581 (191-329)	1999-01
2. Megan Scott	.547 (127-232)	1983-84
3. Barb Franke	.531 (741-1395)	1991-96
4. Vivian Rorer	.516 (209-405)	1980-82
5. Janetta Johnson	.515 (152-295)	1988-89
6. Jessie Stomski	.511 (740-1447)	1998-02
7. Ann Klapperich	.509 (598-1175)	1994-98
8. Camille Williams	.501 (308-615)	1991-95
9. Marty Calden	.500 (129-258)	1974-77
10. Jennah Hartwig	.492 (220-447)	1994-98
11. Emily Ashbaugh	.480 (228-475)	2000-03
12. Theresa Huff	.476 (823-1726)	1979-83
13. Robin Threatt	.470 (757-1609)	1988-93
14. Michele Kozelka	.467 (546-1168)	1988-92
15. Tamara Moore	.464 (581-1251)	1998-02
LaTonya Sims	.464 (704-1518)	1997-01
17. Keisha Anderson	.454 (502-1105)	1994-97
18. Lisa Bonnell	.448 (620-1385)	1984-88

Most Three-Point Goals

1. Katie Voigt	234 1993-98
2. Kyle Black	191 1998-02
3. Dolly Rademaker	173 1990-94
4. Robin Threatt	144 1988-93
5. Mynette Clark	129 1988-92
6. Karie Cattanaach	116 1993-97
7. Tamara Moore	113 1998-02
8. Stephanie Rich	68 2001-03
9. Shelly Rucinski	53 1986-90
10. Kelley Paulus	49 1996-00
11. Amy Bauer	44 1988-91
12. LaTonya Sims	43 1997-01
13. Leah Hefte	42 1999-03
14. Keisha Anderson	34 1994-97
15. Barb Franke	31 1991-96
Jen Waterman	31 1989-93
Lisa Bonnell	31 1984-88

Most Three-Point Attempts

1. Katie Voigt	653 1993-98
2. Kyle Black	523 1998-02
3. Dolly Rademaker	480 1990-94
4. Robin Threatt	410 1988-93
5. Mynette Clark	393 1988-92
6. Tamara Moore	323 1998-02
7. Karie Cattanaach	311 1993-97
8. Stephanie Rich	216 2001-03
9. Shelly Rucinski	191 1986-90
10. Kelley Paulus	158 1996-00
11. LaTonya Sims	151 1997-01
12. Amy Bauer	145 1988-91
13. Kelley Paulus	125 1996-00
14. Leah Hefte	115 1999-03
15. Keisha Anderson	108 1994-97
16. Barb Franke	107 1991-96
17. Sharon Johnson	99 1991-95
18. Lisa Bonnell	97 1984-88
19. Tanisha Boston	87 1995-99
20. Jen Waterman	86 1989-93

All-Time Scoring Averages

1. Barb Franke	17.50 1991-96
2. Robin Threatt	16.70 1988-93
3. Pam Moore	16.40 1977-78
4. Theresa Huff	15.90 1979-83
5. Jessie Stomski	15.56 1998-02
6. Keisha Anderson	15.00 1994-97
7. LaTonya Sims	14.97 1997-01
8. Megan Scott	14.30 1983-84
9. Kerry Karst	14.10 1978-79
10. Ann Klapperich	13.70 1994-98
11. Lisa Bonnell	13.60 1984-88
12. Katie Voigt	13.60 1993-98
13. Tamara Moore	13.40 1998-02
14. Tracy Faulkner	13.30 1985-86
15. Martha Calden	13.10 1974-77
16. Michele Kozelka	12.90 1988-92

All-Time Rebounding Averages

1. Ann Hall	10.84 1978-80
2. Theresa Huff	10.17 1979-83
3. Michele Kozelka	8.25 1988-92
4. Jessie Stomski	7.81 1998-02
5. Barb Franke	7.72 1991-95
6. Lisa Bonnell	7.67 1984-88
7. LaTonya Sims	7.11 1997-01
8. DeLinda Hastie	6.92 1985-88
9. Ginny Vorwald	6.65 1976-80
10. Linda Gough	6.49 1977-81
11. Nina Smith	6.26 1999-01
12. Michelle Lowman	6.25 1978-83
13. Chris Pruitt	6.00 1981-85
14. Lisa Lawrence	5.44 1987-91
15. Ann Klapperich	4.99 1994-98
16. Tamara Moore	4.94 1998-02
17. Katie Voigt	4.86 1993-98
18. Camille Williams	4.53 1991-95

Best Three-Point Pct. (30 made min.)

1. Karie Cattanach	.373 (116-311)	1993-97
2. Kyle Black	.365 (191-523)	1998-02
3. Leah Hefte	.365 (42-115)	1999-03
4. Dolly Rademaker	.360 (173-480)	1990-94
Jen Waterman	.360 (31-86)	1989-93
6. Katie Voigt	.358 (234-653)	1993-98
7. Robin Threatt	.351 (144-410)	1988-93
8. Tamara Moore	.350 (113-323)	1998-02
9. Mynette Clark	.331 (130-393)	1988-92
10. Lisa Bonnell	.320 (31-97)	1984-88
11. Keisha Anderson	.315 (34-108)	1994-97
Stephanie Rich	.315 (68-216)	2001-03
13. Kelley Paulus	.310 (49-158)	1996-00

Most Free Throws

1. Barb Franke	481	1991-96
2. Jessie Stomski	419	1998-02
3. LaTonya Sims	406	1997-01
4. Tamara Moore	387	1998-02
5. Ann Klapperich	338	1994-98
6. Michele Kozelka	333	1988-92
7. Camille Williams	285	1991-95
8. Katie Voigt	276	1993-98
9. Robin Threatt	243	1988-93
10. Keisha Anderson	241	1994-97
Janet Huff	241	1980-84
12. Theresa Huff	233	1979-83
13. Chris Pruitt	221	1981-85
14. Lisa Lawrence	219	1987-91

Most Free Throws Attempted

1. Barb Franke	708	1991-96
2. Jessie Stomski	610	1998-02
3. LaTonya Sims	585	1997-01
4. Tamara Moore	494	1998-02
5. Ann Klapperich	452	1994-98
6. Michele Kozelka	451	1988-92
7. Camille Williams	421	1991-95
8. Theresa Huff	409	1979-83
9. Robin Threatt	337	1988-93
10. Keisha Anderson	336	1994-97
11. DeLinda Hastie	333	1985-88
12. Katie Voigt	332	1993-98
13. Janet Huff	328	1980-84
14. Lisa Bonnell	317	1984-88
15. Lisa Lawrence	312	1987-91

Free Throw Pct. (100 attempts min.)

1. Katie Voigt	.831 (276-332)	1993-98
2. Ebba Gebisa	.781 (82-105)	2001-03
3. Tamara Moore	.783 (387-494)	1998-02
4. Kyle Black	.776 (121-156)	1998-02
5. Mynette Clark	.772 (193-250)	1988-92
Amy Bauer	.772 (206-267)	1988-91
6. Ann Klapperich	.748 (338-452)	1994-98
7. Chris Pruitt	.742 (221-298)	1981-85
8. Michele Kozelka	.738 (333-451)	1988-92
9. Janet Huff	.735 (241-328)	1980-84
10. Kristi Seeger	.730 (84-115)	1999-03
11. Karen O'Malley	.725 (137-189)	1985-88
12. Kelley Paulus	.724 (226-312)	1996-00
13. Robin Threatt	.721 (243-337)	1988-93

Blocked Shots

1. Michelle Lowman	252	1978-83
2. Janet Johnson	130	1988-89
3. Inga Young	109	1984-87
4. Theresa Huff	105	1979-83
5. Amy Wiersma	103	1995-99
6. LaTonya Sims	92	1997-01
7. Tamara Moore	91	1998-02
8. Emily Ashbaugh	88	2000-03
9. Lisa Bonnell	79	1984-88
11. Jessie Stomski	78	1998-02
12. Barb Franke	74	1991-96
13. Teresa Theder	71	1981-85

Assists

1. Tamara Moore	554	1998-02
2. Keisha Anderson	471	1994-97
3. Janet Huff	412	1980-84
4. Katie Voigt	373	1993-98
5. Amy Bauer	370	1988-91
6. Chris Pruitt	367	1981-85
7. Faith Johnson	362	1980-85
8. Dee Dee Pate	316	1996-00
9. Karen O'Malley	312	1985-88
10. Dot Whalen	305	1976-80
11. Nancy Fahey	269	1977-81
12. Robin Threatt	248	1988-93
13. Mynette Clark	240	1988-92
14. Peggy Shreve	238	1989-93
15. Sheila Driver	230	1982-86
16. Verdell Hale	220	1985-88

Steals

1. Tamara Moore	353	1998-02
2. Keisha Anderson	327	1994-97
3. Janet Huff	294	1980-84
4. Robin Threatt	283	1988-93
5. Faith Johnson	260	1980-85
6. Theresa Huff	241	1979-83
7. Chris Pruitt	217	1981-85
8. Michele Kozelka	204	1988-92
9. Ann Klapperich	188	1994-98
10. Dee Dee Pate	166	1996-00
Sheila Driver	166	1983-86
12. Barb Franke	165	1991-96
13. LaTonya Sims	159	1997-01
14. Katie Voigt	145	1993-98
15. Mynette Clark	141	1988-92
16. Karen O'Malley	140	1985-88
17. Tanisha Boston	130	1995-99
Linda Gough	130	1977-81

Games Played

1. Tamara Moore	124	1996-02
LaTonya Sims	124	1997-01
3. Kyle Black	123	1998-02
4. Jessie Stomski	122	1998-02
5. Dee Dee Pate	119	1996-00
6. Janet Huff	118	1980-84
Theresa Huff	118	1979-83
Faith Johnson	118	1980-85
9. Katie Voigt	116	1993-98
Kelley Paulus	116	1996-00
11. Michelle Lowman	115	1978-83
12. Barb Franke	114	1991-96
Robin Threatt	114	1988-93
Chris Pruitt	114	1981-85

15. Ann Klapperich	113	1994-98
Jennah Hartwig	113	1993-98
17. Camille Williams	112	1991-95
Karie Cattanach	112	1992-97
Jenny Rhodes	112	1995-98
20. Michele Kozelka	111	1988-92
Dolly Rademaker	111	1990-94

Consecutive Games Played

1. Tamara Moore	124	1998-02
LaTonya Sims	124	1997-01
3. Katie Voigt*	116	1993-98
4. Barb Franke*	114	1991-96
5. Linda Gough	100	1977-81

*missed a season with a knee injury

Double-Doubles

1. Jessie Stomski	1998-02	37
Theresa Huff	1979-83	37
3. Barb Franke	1991-96	29
4. Michele Kozelka	1988-92	26
5. LaTonya Sims	1997-00	23
6. Linda Gough	1977-81	21
7. Lisa Bonnell	1984-88	17
8. Ann Klapperich	1994-98	14
9. Michelle Lowman	1978-83	13
10. Chris Pruitt	1981-85	12
11. DeLinda Hastie	1985-88	10
12. Tamara Moore	1998-02	9
13. Lello Gebisa	2002-03	5
Emily Ashbaugh	2000-03	5
Nina Smith	1999-00	5
16. Katie Voigt	1993-98	4
17. Camille Williams	1991-95	3
18. Kristi Seeger	2002-03	2

Total Double Figure Scoring

1. Jessie Stomski	1998-02	105
LaTonya Sims	1997-00	105
3. Theresa Huff	1979-83	102
4. Barb Franke	1991-96	98
5. Robin Threatt	1988-93	96
6. Tamara Moore	1998-02	91
7. Katie Voigt	1993-98	88
8. Ann Klapperich	1994-98	84

Consecutive Double-Figure Scoring

45	by LaTonya Sims	1997-00
37	by Robin Threatt	1991-92
34	by Barb Franke	1994-96

Consecutive Free Throws Made

29	by Michele Kozelka	(1989-90)	1988-92
----	--------------------	-----------	---------

FRESHMEN RECORDS

Single Game Records

Most Points

34	Jessie Stomski	1998-99
30	Pam Moore (twice)	1977-78
30	Theresa Huff	1979-80
28	Tamara Moore	1998-99
27	Katie Voigt	1993-94
27	Chris Pruitt	1981-82

Most Rebounds

17	Pam Moore	1977-78
17	Michelle Lowman	1978-79
16	Kay Fredrickson	1987-88
15	Pam Moore	1977-78
15	Michelle Lowman	1978-79
15	Theresa Huff	1979-80
15	Chris Pruitt	1981-82

Most Assists

21	Amy Bauer	1988-89
16	Katie Voigt	1993-94
12	Amy Bauer	1988-89
12	Janet Huff	1980-81
11	Amy Bauer	1988-89

Most Steals

8	Katie Voigt	1993-94
8	Karen O'Malley	1985-86
8	Pam Moore	1977-78
7	Michele Kozelka	1988-89
7	Pam Moore	1977-78
7	Chris Pruitt	1981-82
7	Gina Edmonds	1987-88

Most Blocked Shots

10	Michelle Lowman	1978-79
9	Michelle Lowman	1978-79
8	Lisa Bonnell	1984-85

Most Field Goals

13	Pam Moore	1977-78
12	Jessie Stomski	1998-99
12	Michele Kozelka	1988-89
11	Pam Moore (twice)	1977-78
11	Chris Pruitt	1981-82
10	Katie Voigt	1993-94

Most Field Goals Attempted

25	Pam Moore (3 times)	1977-78
23	Pam Moore	1977-78
22	Michele Kozelka	1988-89

Best Field Goal Percentage

(8 made min.)

1.000	(8-8)	Theresa Huff	1979-80
.890	(8-9)	LaTonya Sims	1997-98
.833	(10-12)	Faith Johnson	1980-81
.750	(9-12)	LaTonya Sims	1997-98
.750	(9-12)	Michele Kozelka	1988-89
.750	(9-12)	Barb Franke	1991-92

Most Free Throws

(9 made min.)

11	Jessie Stomski,	1998-99
10	Jessie Stomski	1998-99
10	Katie Voigt	1993-94
9	Tamara Moore	1998-99
9	Amy Bauer (twice)	1988-89
9	Karen O'Malley	1985-86
9	Barb Franke	1991-92

Most Free Throws Attempted

(8 made min.)

14	Jessie Stomski,	1998-99
14	Tamara Moore	1998-99
12	Jessie Stomski	1998-99
12	LaTonya Sims	1997-98
12	Katie Voigt	1993-94

Best Free Throw Percentage

(8 made min.)

1.000	(9-9)	Karen O'Malley	1985-86
1.000	(8-8)	Pam Moore	1977-78
1.000	(8-8)	Amy Bauer	1988-89
.900	(9-10)	Amy Bauer (twice)	1988-89
.900	(9-10)	Barb Franke	1991-92

Most Three-Point Goals

5	Dolly Rademaker (twice)	1990-91
4	Kyle Black (twice)	1998-99
4	Katie Voigt	1993-94
4	Dolly Rademaker (twice)	1990-91
3	Ashley Josephson (twice)	2002-03
3	Dolly Rademaker (3 times)	1990-91
3	Robin Threatt	1988-89
3	Mynette Clark	1988-89

Most Three-Point Attempts

11	Katie Voigt	1993-94
11	Dolly Rademaker	1990-91
10	Kyle Black	1998-99
9	Dolly Rademaker	1990-91
8	Dolly Rademaker (twice)	1990-91
7	Dolly Rademaker (3 times)	1990-91

Best Three-Point Percentage

(2 made min.)

1.000	(2-2)	Leah Heffe	1999-00
1.000	(2-2)	Kyle Black	1998-99
1.000	(3-3)twice	Ashley Josephson	2002-03
	(2-2)twice		
.800	(4-5)	Kyle Black	1998-99
.800	(4-5)	Katie Voigt	1993-94
.750	(3-4)	Kyle Black	1998-99
.750	(3-4)	Robin Threatt	1988-89
.750	(3-4)	Mynette Clark	1988-89
.667	(2-3)	Tamara Moore	1998-99



Jessie Stomski replaced LaTonya Sims' year-old scoring and rebounding records and was the first UW freshman to score over 400 points. She also set the UW frosh field goal percentage record hitting .572 percent in 1999.

Single Season Records

Most Points

459	Jessie Stomski	1998-99
392	LaTonya Sims	1997-98
382	Theresa Huff	1979-80
377	Pam Moore	1977-78
368	Chris Pruitt	1981-82
347	Tamara Moore	1998-99
339	Kerry Karst	1977-78
331	Kelley Camp	1977-78
329	Katie Voigt	1993-94
328	Barb Franke	1991-92

Most Points by Avg.

15.70	377/24	Pam Moore	1977-78
14.34	459/32	Jessie Stomski	1998-99
14.14	382/27	Theresa Huff	1979-80
14.12	339/24	Kerry Karst	1977-78
13.79	331/24	Kelley Camp	1977-78
12.64	392/31	LaTonya Sims	1997-98
12.18	329/27	Katie Voigt	1993-94
11.87	368/31	Chris Pruitt	1981-82
11.31	328/29	Barb Franke	1991-92
10.84	347/32	Tamara Moore	1998-99
10.53	158/15	Nina Smith	1999-00

Most Rebounds

214	Jessie Stomski	1998-99
214	LaTonya Sims	1997-98
210	Theresa Huff	1979-80
209	Pam Moore	1977-78
206	Michele Kozelka	1988-89
203	Michelle Lowman	1978-79
201	Barb Franke	1991-92

Most Rebounds by Avg.

8.71	209/24	Pam Moore	1977-78
8.46	203/24	Michelle Lowman	1978-79
7.78	210/27	Theresa Huff	1979-80
7.63	206/27	Michele Kozelka	1988-89
6.93	201/29	Barb Franke	1991-92
6.90	214/31	LaTonya Sims	1997-98
6.70	214/32	Jessie Stomski	1998-99

Most Assists

141	Amy Bauer	1988-89
124	Katie Voigt	1993-94
112	Chris Pruitt	1981-82
108	Karen O'Malley	1985-86
107	Tamara Moore	1998-99

Most Steals

80	Tamara Moore	1998-99
60	Chris Pruitt	1981-82
60	Pam Moore	1977-78
59	Faith Johnson	1980-81
59	Kerry Karst	1978-79

Most Blocked Shots

73	Michelle Lowman	1978-79
33	Jessie Stomski	1998-99
29	Lisa Bonnell	1984-85
28	Theresa Huff	1979-80

Most Field Goals

182	Jessie Stomski	1998-99
165	Theresa Huff	1979-80
163	Pam Moore	1977-78
152	LaTonya Sims	1997-98
145	Kelley Camp	1977-78
145	Chris Pruitt	1981-82

Most Field Goals Attempted

383	Pam Moore	1977-78
360	Kelley Camp	1977-78
341	Theresa Huff	1979-80
318	Jessie Stomski	1998-99
303	LaTonya Sims	1997-98

Best Field Goal Percentage (60 made min.)

.572	(182-318)	Jessie Stomski	1998-99
.558	(77-138)	Jennah Burkholder	1993-94
.553	(63-114)	Nina Smith	1999-00
.542	(128-236)	Barb Franke	1991-92
.502	(152-303)	LaTonya Sims	1997-98
.492	(94-191)	Ann Klapperich	1994-95
.484	(165-341)	Theresa Huff	1979-80

Most Free Throws


95	Jessie Stomski	1998-99
88	LaTonya Sims	1997-98
86	Tamara Moore	1998-99
79	Amy Bauer	1988-89
78	Chris Pruitt	1981-82
74	Michele Kozelka	1988-89
70	Katie Voigt	1993-94

Most Free Throws Attempted

134	LaTonya Sims	1997-98
132	Jessie Stomski	1998-99
110	Barb Franke	1991-92
106	Tamara Moore	1998-99
101	Amy Bauer	1988-89
100	Michele Kozelka	1988-89

Best Free Throw Percentage (50 made min.)

.811	(86-106)	Tamara Moore	1998-99
.793	(69-87)	Ann Klapperich	1994-95
.788	(78-99)	Chris Pruitt	1981-82
.782	(79-101)	Amy Bauer	1988-89



Ashley Josephson set the freshmen record for three-point shooting hitting .471 percent of her shots. Had she been healthy, the point guard undoubtedly would have challenged several other UW frosh records.

Most Three-Point Goals

47	Dolly Rademaker	1990-91
36	Kyle Black	1998-99
33	Katie Voigt	1993-94
19	Tamara Moore	1998-99
16	Ashley Josephson	1998-99
14	Karie Cattnach	1993-94

Most Three-Point Attempts

116	Dolly Rademaker	1990-91
103	Kyle Black	1998-99
96	Katie Voigt	1993-94
56	Tamara Moore	1998-99
46	Karie Cattnach	1993-94

Best Three-Point Percentage (10 made min.)

.471	(16-34)	Ashley Josephson	2002-03
.405	(47-116)	Dolly Rademaker	1990-91
.350	(36-103)	Kyle Black	1998-99
.344	(33-96)	Katie Voigt	1993-94
.339	(19-56)	Tamara Moore	1998-99

INDIVIDUAL SINGLE GAME RECORDS

Most Points

- 45 Keisha Anderson vs. UC Santa Barbara, 11-30-96 (14 FG, 17 FT)
 38* Barb Franke vs. Purdue, 1-26-96 (12 FG, 14 FT)
 35 Ann Klapperich vs. Maine, 11-29-97 (16 FG, 3 FT)
 35 Barb Franke vs. UW-Green Bay, 12-13-95 (13 FG, 9 FT)
 35 Barb Franke vs. Michigan State, 3-4-95 (15 FG, 5 FT)
 35 Michele Kozelka vs. Illinois State, 12-30-90 (13 FG, 9 FT)
 35 Lisa Bonnell vs. St. Peter's College, 1-3-88 (12 FG, 10 FT)
 34 Jessie Stomski vs. Ohio State, 2-12-99 (12 FG, 10 FT)
 34 Latonya Sims vs. UC Santa Barbara, 11-20-98 (14 FG, 1-3PT, 5 FT)
 34 Barb Franke vs. Michigan State, 2-13-94 (11 FG, 1-3PT, 11 FT)
 34 Robin Threatt vs. Northwestern, 1-24-93 (13 FG, 4-3PT, 4 FT)
 33 Robin Threatt vs. S. Illinois, 12-30-92 (12 FG, 3-3PT, 6 FT)
 33 Robin Threatt vs. Michigan, 2-14-92 (13 FG, 6 FT)
 33 Chris Pruitt vs. Bradley, 12-1-83 (16 FG, 1 FT)
 33 Marty Calden vs. UW-Stevens Point, 1-21-77 (13 FG, 7 FT)
 32 Keisha Anderson vs. Penn State, 12-27-96 (10 FG, 10 FT)
 32 Barb Franke vs. Drake, 11-30-95 (13 FG, 6 FT)
 32 Robin Threatt vs. Tennessee-Martin, 12-12-92 (14 FG, 1-3PT, 3 FT)
 32 Janet Huff vs. Ohio State, 2-12-84 (13 FG, 6 FT)
 31 Barb Franke vs. Michigan, 2-26-95 (13 FG, 5 FT)
 31 Lisa Bonnell vs. Minnesota, 1-10-88 (13 FG, 1-3PT, 2 FT)
 30 Robin Threatt vs. Iowa State, 11-24-91 (10 FG, 10 FT)
 30 Janet Huff vs. Illinois-Chicago, 12-7-83 (14 FG, 2 FT)
 30 Theresa Huff vs. Illinois, 1-19-83 (14 FG, 0 FT)
 30 Theresa Huff vs. Drake, 12-2-79 (15 FG, 0 FT)
 30 Pam Moore vs. Northern Illinois, 1-17-78 (11 FG, 8 FT)
 30 Pam Moore vs. Illinois State, 3-9-78 (13 FG, 4 FT)

Most Field Goals

- 16 Ann Klapperich vs. Maine, 11-29-97
 16 Chris Pruitt vs. Bradley, 12-1-83
 15 Theresa Huff vs. Drake, 12-2-79
 15* Barb Franke vs. Michigan State, 3-4-95
 14 LaTonya Sims vs. UC Santa Barbara, 11-20-98
 14 Lisa Bonnell vs. Minnesota, 1-10-88
 14 Theresa Huff vs. Illinois, 1-9-83
 14 Robin Threatt vs. Tennessee-Martin, 12-12-92
 14 Janet Huff vs. Illinois-Chicago, 12-7-83
 14 Theresa Huff vs. Missouri, 2-20-81

Most Field Goal Attempts

- 28* Barb Franke vs. Indiana, 2-23-96
 27 Theresa Huff vs. Indiana, 2-6-83
 27 Theresa Huff vs. Michigan State, 1-14-83
 27 Robin Threatt vs. Tennessee-Martin, 12-12-92
 27 Linda Gough vs. Lincoln College, 2-2-80
 27 Pam Moore vs. UW-Oshkosh, 1-31-78
 26 Janet Huff vs. Ohio State, 2-12-84
 26 Lisa Bonnell vs. Iowa, 1-8-88
 26 Theresa Huff vs. Indiana State, 2-5-82
 25 Janet Huff vs. Iowa, 1-22-84

Best Field Goal Percentage (9 or more made)

- .923 Ann Klapperich vs. Marquette (12-13), 1-9-96
 .846 Barb Franke vs. Western Michigan (11-13), 11-28-95
 .846* Robin Threatt vs. Michigan State (11-13), 1-17-92
 .833 Barb Franke vs. W. Illinois (10-12), 11-28-93
 .800 Ann Klapperich vs. Maine (16-20), 11-29-97
 .833 Faith Johnson vs. Indiana (10-12), 1-30-81
 .769 Barb Franke vs. Illinois (10-13), 2-20-94
 .769 Michele Kozelka vs. Purdue (10-13), 1-27-91



Keisha Anderson, who played at UW from 1994-97 and went on to play in the WNBA, holds the school records for most points and most steals in a game with 45 points and an NCAA-record 14 steals.

- .765 Barb Franke vs. UW-Green Bay (13-17), 12-13-95
 .765 Michele Kozelka vs. Illinois State (13-17), 12-30-90
 .750 LaTonya Sims vs. Georgia (9-12), 1-4-98
 .750 Barb Franke vs. Northwestern (12-16), 2-2-96
 .750 Barb Franke vs. Wagner (9-12), 12-5-94
 .750 Barb Franke vs. Indiana (9-12), 3-14-92
 .750 Robin Threatt vs. Indiana (10-12), 1-30-91
 .750 Michele Kozelka vs. UW-Green Bay (9-12), 12-7-88
 .750 Megan Scott vs. Minnesota (9-12), 1-27-84

Most Three-Point Goals

- 7 Kyle Black vs. Holy Cross, 12-2-01
 6 Stephanie Rich vs. Washington, 12-2-02
 6 Katie Voigt vs. Mississippi, 12-19-97
 6 Karie Cattanaach vs. UC Irvine, 11-29-96
 6* Katie Voigt vs. Michigan, 2-25-96
 6 Robin Threatt vs. Creighton, 11-26-91
 5 Kyle Black vs. Pittsburgh, 11-30-01
 5 Kyle Black vs. UW-Green Bay 1-7-01
 5 Kelley Paulus vs. Indiana, 2-20-00
 5 Katie Voigt vs. Illinois, 12-30-97
 5 Katie Voigt vs. Michigan, 1-23-98
 5 Katie Voigt vs. Indiana, 2-6-98
 5 Karie Cattanaach vs. Austin Peay, 12-2-95
 5 Katie Voigt vs. Illinois, 1-22-95
 5 Katie Voigt vs. Southern Methodist, 12-2-94
 5 Dolly Rademaker vs. Minnesota, 3-8-94
 5 Dolly Rademaker vs. Michigan State, 2-13-94
 5 Dolly Rademaker vs. Northwestern, 1-23-94
 5 Dolly Rademaker vs. Minnesota, 1-9-94
 5 Dolly Rademaker vs. UW-Green Bay, 1-3-94
 5 Dolly Rademaker vs. Illinois-Chicago, 12-13-94
 5 Dolly Rademaker vs. Minnesota, 3-7-91
 5 Lisa Bonnell vs. Northwestern, 3-4-88
 5 Dolly Rademaker vs. Creighton, 12-9-90
 5 Mynette Clark vs. Washington, 11-23-90

Most Three-Point Attempts

13*	Lisa Bonnell vs. Iowa, 1-8-88
12	Katie Voigt vs. Michigan, 2-25-96
11	Stephanie Rich vs. Michigan State, 2-6-02
11	Kyle Black vs. Iowa, 2-7-02
11	Kyle Black vs. Holy Cross, 12-2-01
11	Katie Voigt vs. Manhattan, 12-18-97
11	Katie Voigt vs. Mississippi, 12-19-97
11	Katie Voigt vs. Northwestern, 1-16-98
11	Katie Voigt vs. Tennessee, 2-8-96
11	Katie Voigt vs. Iowa, 1-7-94
11	Robin Threatt vs. Ohio State, 3-11-92
11	Mynette Clark vs. Nebraska, 12-7-90
11	Mynette Clark vs. Michigan State, 1-11-91
11	Dolly Rademaker vs. Minnesota, 3-7-91

**Best Three-Point Percentage
(4 or more made)**

1.000*	Kyle Black vs. Michigan (4 of 4), 1-4-01
1.000*	Kyle Black vs. Illinois (4 of 4), 1-4-00
1.000*	Robin Threatt vs. Michigan State (4 of 4), 2-18-90
.833	Kyle Black vs. Pittsburgh, (5-6), 11-30-01
.833	Dolly Rademaker vs. Minnesota (5-6), 1-9-94
.833	Lisa Bonnell vs. Northwestern (5 of 6), 3-4-88
.800	Tamara Moore vs. Minnesota (4 of 5), 2-3-00
.800	Karie Cattanach vs. Indiana (4 of 5), 1-3-95
.800	Shelly Rucinski vs. Iowa (4 of 5), 2-4-89
.800	Lisa Bonnell vs. Lake Superior State (4 of 5), 12-11-88
.800	Kyle Black vs. Memphis (4-5), 3/20/99

Most Free Throws

17	Keisha Anderson vs. UC Santa Barbara, 11-30-96 (17-17)
17	Michele Kozelka vs. UW-Green Bay, 12-5-89 (17-17)
15	Jessie Stomski vs. Indiana, 1-21-01 (15-21)
14*	Barb Franke vs. Purdue, 1-26-96
13	LaTonya Sims vs. Minnesota, 2-3-00 (13-16)
13	Katie Voigt vs. Indiana, 1-9-98
13	Tracy Winkler vs. Toledo, 12-10-94
13	Barb Franke vs. Purdue, 2-6-94
12	Barb Franke vs. Northern Iowa, 1-16-96
12	Barb Franke vs. Indiana, 12-29-95
12	Barb Franke vs. Ohio State, 1-28-94
12	Verdell Hale vs. Michigan, 1-25-87

Most Free Throw Attempts

21*	Jessie Stomski vs. Indiana, 1-21-01 (15-21)
20	Barb Franke vs. Purdue, 1-26-96
19	Barb Franke vs. Northern Iowa, 1-16-96
17	Keisha Anderson vs. UC Santa Barbara, 11-30-96 (17-17)
17	Barb Franke vs. Ohio State, 1-28-94
17	Michele Kozelka vs. UW-Green Bay, 12-5-89
16	LaTonya Sims vs. Minnesota, 2-3-00
16	Barb Franke vs. Purdue, 2-6-94
16	Marty Calden vs. Northwestern, 1-22-77
15	Barb Franke vs. Indiana, 12-29-95
15	DeLinda Hastie vs. Fairleigh Dickinson, 1-5-88
14	Jessie Stomski vs. DePaul, 3-19-00
14	Tamara Moore vs. Nebraska, 11-21-99
14	Katie Voigt vs. Indiana, 1-9-98
14	Barb Franke vs. Marquette, 2-9-95
14	Camille Williams vs. Southern Methodist, 12-2-94
14	Tracy Winkler vs. Toledo, 12-10-94
14	Verdell Hale vs. Michigan, 1-25-87
14	Lisa Bonnell vs. Michigan, 2-28-86
14	Michele Kozelka vs. Illinois State, 12-30-90
14	Jessie Stomski vs. Illinois, 2-19-99

**Best Free Throw Percentage
(10 or more made)**

1.000	Jessie Stomski vs. Michigan (10-10), 1-20-00
1.000	Keisha Anderson vs. UC Santa Barbara (17-17), 11-30-96
1.000	Ann Klapperich vs. Penn State (10-10), 1-28-96
1.000*	Camille Williams vs. Penn State (10-10), 2-28-93
1.000	Camille Williams vs. UW-Green Bay (10-10), 12-1-92
1.000	Michele Kozelka vs. UW-Green Bay (17-17), 12-5-89
.929	Katie Voigt vs. Indiana (13-14), 1-9-98
.929	Tracy Winkler vs. Toledo (13-14), 12-10-94
.917	Barb Franke vs. Michigan State (11-12), 2-13-94
.917	Michele Kozelka vs. Minnesota (11-12), 3-2-90
.909	Katie Voigt vs. Ohio State (10-11), 2-16-96
.909	Robin Threatt vs. Iowa State (10-11), 11-24-92
.909	Lisa Bonnell vs. St. Peter's College (10-11), 1-3-88

Most Rebounds

23*	Theresa Huff vs. Indiana, 2-11-83
23	Linda Gough vs. Lincoln College, 2-2-80
20	Theresa Huff vs. Michigan, 12-6-80
19	DeLinda Hastie vs. UW-Green Bay, 12-9-88
18	Jessie Stomski vs. Indiana, 2-8-01
18	Janetta Johnson vs. Northwestern, 2-10-89
18	Theresa Huff vs. Illinois-Chicago, 12-10-81
18	Theresa Huff vs. Loyola, 12-8-81
18	Theresa Huff vs. Northern Illinois, 12-2-81
18	Theresa Huff vs. Wichita State, 11-28-80
18	Ann Hall vs. UW-LaCrosse, 2-20-80

Most Assists

21	Amy Bauer vs. Detroit, 12-11-88
16	Katie Voigt vs. Illinois-Chicago, 12-13-93
14*	Karen O'Malley vs. Minnesota, 1-10-88
14	Amy Bauer vs. Nebraska, 12-7-90
14	Faith Johnson vs. Eastern Illinois, 12-14-85
13	Tamara Moore vs. Illinois, 1-25-01
12	Keisha Anderson vs. Western Illinois, 12-7-95
12	Amy Bauer vs. Indiana, 3-11-89
12	Janet Huff vs. Missouri, 3-20-81
12	Dot Whalen vs. UW-Oshkosh, 3-2-79

Most Steals

14	Keisha Anderson vs. Cleveland State, 2-11-97 (Big Ten record and ties NCAA single game record)
9	Tamara Moore vs. Evansville, 12-14-00
9	Keisha Anderson vs. Western Illinois, 12-7-95
9	Robin Threatt vs. Chicago State, 12-9-92
8*	several times

Most Blocked Shots

12*	Janetta Johnson vs. Indiana, 1-6-89
12	Janetta Johnson vs. Detroit, 12-11-88
12	Janetta Johnson vs. UW-Green Bay, 12-7-88
11	Michelle Lowman vs. Iowa, 1-23-83
10	Michelle Lowman vs. Illinois, 12-9-78
9	Michelle Lowman vs. Purdue, 1-20-79
8	Janetta Johnson vs. Illinois-Chicago, 1-30-89
8	Janetta Johnson vs. San Jose State, 11-27-88
8	Camilla Hudson vs. Ohio State, 1-18-87
8	Lisa Bonnell vs. Northern Iowa, 12-1-84

* Indicates Wisconsin record in Big Ten-only play, 1983-03

INDIVIDUAL SINGLE SEASON RECORDS

Big Ten Play (1982-03)

Cumulative (1974-03)

Big Ten Play (1982-03)

Cumulative (1974-03)

■ Most Points

379 Barb Franke, 1994 (21.1 avg)	601 Barb Franke, 1995-96 (20.7)
350 Theresa Huff, 1983 (19.4 avg)	577 LaTonya Sims, 1998-99 (18.0)
348 Lisa Bonnell, 1988	574 Robin Threath, 1991-92 (19.8)
338 Robin Threath, 1992	568 Jessie Stomski, 2001-02 (18.3)
329 Barb Franke, 1996	549 Lisa Bonnell, 1987-88
328 Janet Huff, 1984	548 Barb Franke, 1994-95
311 Robin Threath, 1993	540 Theresa Huff, 1981-82
310 Lisa Bonnell, 1987	536 Katie Voigt, 1997-98
300 Katie Voigt, 1998	531 Keisha Anderson, 1996-97
292 Keisha Anderson, 1997	517 Barb Franke, 1993-94
287 LaTonya Sims, 1999	516 Tamara Moore, 2001-02
285 Robin Threath, 1991	515 Janet Huff, 1983-84
272 Mynette Clark, 1991	509 Robin Threath, 1992-93
269 Barb Franke, 1995	499 Theresa Huff, 1980-81
268 Jessie Stomski, 1999	482 LaTonya Sims, 1999-00
265 Megan Scott, 1984	474 Lisa Bonnell, 1986-87
256 Michele Kozelka, 1990	467 Ann Klapperich, 1997-98
251 Jessie Stomski, 2001	459 Jessie Stomski, 1998-99
250 Michele Kozelka, 1991	458 Theresa Huff, 1982-83
248 Katie Voigt, 1994	454 Jessie Stomski, 2000-01
247 LaTonya Sims, 2001	448 Robin Threath, 1990-91
246 Ann Klapperich, 1997	445 Tamara Moore, 1999-00
242 Mynette Clark, 1992	445 Michele Kozelka, 1989-90
242 Chris Pruitt, 1984	439 Ann Klapperich, 1996-97
236 Katie Voigt, 1996	434 Jessie Stomski, 1999-00
235 Faith Johnson, 1985	432 Janet Huff, 1981-82
234 LaTonya Sims, 2000	420 Chris Pruitt, 1983-84
233 Keisha Anderson, 1995	419 Katie Voigt, 1995-96

■ Most Rebounds

214 Theresa Huff, 1983 (11.9 avg)	394 Theresa Huff, 1981-82 (11.6)
165 Michele Kozelka, 1991	303 Theresa Huff, 1982-83
159 Michele Kozelka, 1989	294 Theresa Huff, 1980-81
157 Janet Johnson, 1989	276 LaTonya Sims, 1999-00
153 Barb Franke, 1994	276 Jessie Stomski, 2001-02
151 Michelle Kozelka, 1990	260 Michele Kozelka, 1990-91
145 Megan Scott, 1984	254 Vivian Rorer, 1981-82
144 LaTonya Sims, 2000	244 Michelle Kozelka, 1989-90
137 Lisa Bonnell, 1987	241 Ann Hall, 1979-80
136 Lisa Bonnell, 1988	230 Janet Johnson, 1988-89
128 DeLinda Hastie, 1987	229 Barb Franke, 1994-95
124 Jessie Stomski, 2001	226 Barb Franke, 1995-96
124 DeLinda Hastie, 1988	228 Jessie Stomski, 2000-01

■ Highest Scoring Average

21.1 Barb Franke, 1994 (18 games)	20.7 Barb Franke, 1995-96 (29)
20.6 Barb Franke, 1996 (16 games)	19.8 Robin Threath, 1991-92 (29)
19.4 Theresa Huff, 1985	19.7 Keisha Anderson, 1996-97
19.3 Lisa Bonnell, 1988	19.6 Lisa Bonnell, 1987-88
19.3 Janet Huff, 1984	19.2 Barb Franke, 1993-94
18.8 Katie Voigt, 1998	19.1 Janet Huff, 1983-84
18.8 Robin Threath, 1992	18.9 Barb Franke, 1994-5
18.2 Keisha Anderson, 1997	18.9 Robin Threath, 1992-93
17.9 LaTonya Sims, 1999	18.3 Jessie Stomski, 2001-02
17.3 Robin Threath, 1993	18.0 LaTonya Sims, 1998-99
17.2 Lisa Bonnell, 1987	17.3 Katie Voigt, 1997-98
16.8 Barb Franke, 1995	16.9 Theresa Huff, 1982-83
16.8 Jessie Stomski, 1999	16.9 Lisa Bonnell, 1986-87
15.8 Robin Threath, 1991	16.6 Tamara Moore, 2001-02
15.7 Jessie Stomski, 2001	16.6 Robin Threath, 1990-91
15.4 Ann Klapperich, 1997	16.6 Theresa Huff, 1980-81

■ Highest Rebound Average

11.9 Theresa Huff, 1983 (18 games)	11.6 Theresa Huff, 1981-82 (34)
9.2 Michele Kozelka, 1991	11.2 Theresa Huff, 1982-83
9.4 LaTonya Sims, 2000	9.8 Theresa Huff, 1980-81
8.8 Michele Kozelka, 1989	9.8 Ginny Vorwald, 1976-77
8.7 Janet Johnson, 1989	9.3 Michele Kozelka, 1990-91
8.5 Barb Franke, 1994	9.0 Pam Moore, 1977-78
8.4 Michele Kozelka, 1990	8.7 Michele Kozelka, 1989-90
8.2 Megan Scott, 1984	8.9 Jessie Stomski, 2001-02
7.9 Michele Kozelka, 1992	8.5 Janet Johnson, 1988-89
7.9 Barb Franke, 1996	8.4 LaTonya Sims, 1999-00
7.8 Jessie Stomski, 2001	8.3 Barb Franke, 1993-94
	8.3 DeLinda Hastie, 1987-88

■ Most Field Goals

153 Theresa Huff, 1983 (18 games)	232 Theresa Huff, 1981-82 (34)
143 Lisa Bonnell, 1988	231 Jessie Stomski, 2001-02 (31)
140 Barb Franke, 1994	225 Barb Franke, 1995-96 (29)
136 Janet Huff, 1984	223 Theresa Huff, 1980-81
129 Lisa Bonnell, 1987	223 Lisa Bonnell, 1987-88
128 Robin Threath, 1992	222 LaTonya Sims, 1998-99
122 LaTonya Sims, 1999	221 Robin Threath, 1991-92
122 Barb Franke, 1996	217 Keisha Anderson, 1996-97
121 Keisha Anderson, 1997	217 Janet Huff, 1983-84
119 Robin Threath, 1993	209 Robin Threath, 1992-93
	203 Theresa Huff, 1982-83

■ Most Field Goal Attempts

324 Lisa Bonnell, 1988 (18 games)	510 Theresa Huff, 1981-82 (34)
314 Theresa Huff, 1983	498 Lisa Bonnell, 1987-88
301 Janet Huff, 1984	476 Janet Huff, 1983-84
291 Lisa Bonnell, 1987	481 Jessie Stomski, 2001-02
274 Robin Threath, 1993	461 LaTonya Sims, 1998-99
267 Robin Threath, 1992	444 Robin Threath, 1992-93
263 Keisha Anderson, 1997	442 Robin Threath, 1991-92
252 Chris Pruitt, 1984	438 Theresa Huff, 1980-81
248 Robin Threath, 1991	437 Lisa Bonnell, 1986-87
	437 Theresa Huff, 1982-83

■ Best Field Goal Percentage
(100 or more attempts)

.587 Nina Smith, 2001 (74-126)	.595 Nina Smith, 2000-01 (128-215)
.574 Barb Franke, 1994 (140-244)	.572 Jessie Stomski, 1998-99 (182-318)
.571 Jessie Stomski, 1999 (105-184)	.564 Barb Franke, 1993-94 (189-335)
.552 Jessie Stomski, 2001 (95-1720)	.558 Jennah Burkholder, 1993-94 (77-138)
.548 Megan Scott, 1984 (109-199)	.557 Jessie Stomski, 2000-01 (180-323)
.537 Camille Williams, 1993 (79-147)	.553 Nina Smith, 1999-00 (63-114)
.531 Barb Franke, 1992 (85-160)	.547 Megan Scott, 1983-84 (127-232)
.526 Barb Franke, 1996 (122-232)	.542 Barb Franke, 1991-92 (128-236)
.513 Ann Klapperich, 1995 (77-150)	.528 Barb Franke, 1995-96 (225-426)
.510 Ann Klapperich, 1997 (101-198)	.528 Ann Klapperich, 1995-96 (142-269)
.505 LaTonya Sims, 2001 (96-190)	.528 Kristi Seeger, 2002-03 (84-159)
	.518 Vivian Rorer, 1981-82 (156-301)

Big Ten Play (1982-03)**Cumulative (1974-03)****Most Three-Point Goals**

43 Katie Voigt, 1998 (16 games)	84 Katie Voigt, 1997-98 (31 games)
40 Dolly Rademaker, 1994 (18 games)	78 Kyle Black, 2001-02 (31)
37 Mynette Clark, 1991	63 Dolly Rademaker, 1993-94 (27)
32 Katie Voigt, 1996	60 Katie Voigt, 1995-96
32 Mynette Clark, 1992	57 Katie Voigt, 1994-95
31 Robin Threath, 1993	58 Mynette Clark, 1990-91
30 Stephanie Rich, 2003	49 Mynette Clark, 1991-92
29 Kyle Black, 2001	54 Kyle Black, 2000-01
28 Karie Cattanaach, 1997	48 Stephanie Rich, 2002-03
27 Katie Voigt, 1995	47 Karie Cattanaach, 1996-97
23 Robin Threath, 1990	47 Dolly Rademaker, 1990-91

Most Three-Point Attempts

111 Mynette Clark, 1991 (18 games)	217 Katie Voigt, 1997-98 (31)
109 Katie Voigt, 1998	206 Kyle Black, 2001-02 (31)
102 Katie Voigt, 1996	182 Mynette Clark, 1990-91 (28)
97 Dolly Rademaker, 1994	176 Katie Voigt, 1995-96
92 Stephanie Rich, 2003	164 Katie Voigt, 1994-95
87 Robin Threath, 1993	147 Stephanie Rich, 2002-03
81 Dolly Rademaker, 1993	144 Dolly Rademaker, 1993-94
81 Katie Voigt, 1995	144 Dolly Rademaker, 1993-94
78 Mynette Clark, 1992	141 Mynette Clark, 1991-92
74 Kyle Black, 2001	133 Kyle Black, 2000-01
74 Katie Voigt, 1994	119 Karie Cattanaach, 1996-97

Best Three-Point Percentage (20 or more made)

.418 Karie Cattanaach, 1997 (28-67)	.438 D Rademaker, 1993-94 (63-144)
.412 Dolly Rademaker, 1994 (40-97)	.406 Kyle Black, 2000-01 (54-133)
.410 Mynette Clark, 1992 (32-78)	.405 D Rademaker, 1990-91 (47-116)
.394 Katie Voigt, 1998 (43-109)	.395 K. Cattanaach, 1996-97 (47-119)
.392 Kyle Black, 2001 (29-74)	.387 Katie Voigt, 1997-98 (84-217)
.356 Robin Threath, 1993 (31-87)	.382 Karie Cattanaach, 1994-95 (26-68)
.351 Katie Voigt, 1994 (26-74)	.379 Kyle Black, 2001-02 (78-206)
.349 Robin Threath, 1992 (23-66)	.372 Karie Cattanaach, 1995-96 (29-78)
.344 Dolly Rademaker, 1991 (22-64)	.351 Robin Threath, 1992-93 (40-114)
.333 Katie Voigt, 1995 (27-81)	.350 Kyle Black, 1998-99 (36-103)
.333 Dolly Rademaker, 1993 (27-81)	.348 Katie Voigt, 1994-95 (57-164)
.333 Mynette Clark, 1991 (37-111)	.348 Robin Threath, 1991-92 (39-112)
	.348 Mynette Clark, 1991-92 (49-141)

Note: 1987-88 was first season with the three-point goal

Most Free Throws

90 Barb Franke, 1994 (18 games)	150 Barb Franke, 1995-96 (29)
84 Barb Franke, 1996 (16 games)	141 Barb Franke, 1994-95
72 Camille Williams, 1993	128 Jessie Stomski, 1999-00
70 Barb Franke, 1995	125 Barb Franke, 1993-94
65 Lisa Lawrence, 1991	123 LaTonya Sims, 1998-99
65 Katie Voigt, 1998	118 Michele Kozelka, 1989-90
64 Michele Kozelka, 1990	117 Tamara Moore, 1999-00
60 Tamara Moore, 2000	115 LaTonya Sims, 1999-00
61 Jessie Stomski, 2001	110 Camille Williams, 1992-93
59 Robin Threath, 1992	104 Katie Voigt, 1997-98

Most Free Throw Attempts

125 Barb Franke, 1994 (18 games)	217 Barb Franke, 1994-95 (29)
119 Barb Franke, 1995	208 Barb Franke, 1995-96
113 Barb Franke, 1996	177 LaTonya Sims, 1998-99
111 Camille Williams, 1993	173 Barb Franke, 1993-94
91 Jessie Stomski, 2001	170 LaTonya Sims, 1999-00
88 LaTonya Sims, 1999	168 Jessie Stomski, 1999-00
86 LaTonya Sims, 2000	166 Camille Williams, 1992-93
84 Michele Kozelka, 1990	161 Jessie Stomski, 2001-02
84 Jessie Stomski, 1999	152 Tamara Moore, 1999-00
82 Lisa Lawrence, 1991	149 Jessie Stomski, 2000-01

Big Ten Play (1982-03)**Cumulative (1974-03)****Best Free Throw Percentage (45 or more attempts)**

.845 Katie Voigt, 1998 (65-76)	.887 Katie Voigt, 1995-96 (63-71)
.845 Karen O'Malley, 1987 (38-45)	.867 Katie Voigt, 1997-98 (104-120)
.815 Mynette Clark, 1992 (44-54)	.833 Tamara Moore, 2001-02 (95-114)
.821 Ann Klapperich, 1994-95 (55-67)	.812 Katie Voigt, 1994-95 (39-48)
.810 Mynette Clark, 1991 (47-58)	.811 Tamara Moore, 1998-99 (86-106)
.809 Chris Pruitt, 1983 (38-47)	.804 Mynette Clark, 1991-92 (74-92)
.804 Chris Pruitt, 1985 (41-51)	.800 Ebba Gebisa, 2002-03 (48-60)
.800 Tamara Moore, 2000 (60-75)	.803 Michele Kozelka, 1989-90 (118-147)
.793 Lisa Lawrence, 1991 (65-82)	.796 Amy Bauer, 1989-90 (43-54)
	.795 Karen O'Malley, 1986-87 (62-78)

Most Personal Fouls

4.22 Janet Johnson, 1989 (76/18)	4.15 Janet Johnson, 1988-89 (112/27)
3.88 Michelle Lowman, 1983 (70/18)	3.85 Karen O'Malley, 1985-86 (104/27)
3.88 Jessie Stomski, 2000 (62/16)	3.84 Nina Smith, 2000-01 (100/27)
3.82 Karen O'Malley, 1986 (65/17)	3.68 Teresa Theder, 1984-85 (103/28)
3.81 Ann Klapperich, 1996 (61/16)	3.61 Emily Ashbaugh, 2002-03 (101/28)
3.72 Teresa Theder, 1985 (67/18)	3.59 Michelle Lowman, 1982-83 (97/27)
	3.59 Barb Franke, 1991-92 (104/29)

Most Assists

98 Keisha Anderson, 1996 (16)	195 Keisha Anderson, 1995-96 (29)
95 Tamara Moore, 2001 (16)	188 Tamara Moore, 2001-02 (31)
75 Amy Bauer, 1989 (18)	153 Keisha Anderson, 1994-95 (29)
73 Verdell Hale, 1987	151 Tamara Moore, 2000-01 (28)
72 Keisha Anderson, 1995	141 Amy Bauer, 1988-89
71 Katie Voigt, 1994	124 Katie Voigt, 1993-94
71 Chris Pruitt, 1985	124 Amy Bauer, 1990-91
69 Mynette Clark, 1991	124 Nancy Fahey, 1980-1
68 Karen O'Malley, 1988	123 Keisha Anderson, 1996-97
67 Keisha Anderson, 1997	123 Verdell Hale, 1986-87
67 Janet Huff, 1984	120 Faith Johnson, 1981-82
	120 Janet Huff, 1982-83

Most Steals

76 Keisha Anderson, 1996 (16)	124 Keisha Anderson, 1995-96 (29)
60 Keisha Anderson, 1995 (16)	109 Keisha Anderson, 1994-95 (29)
54 Faith Johnson, 1985	100 Tamara Moore, 2000-01 (28)
53 Robin Threath, 1993	94 Keisha Anderson, 1996-97
50 Janet Huff, 1983	90 Tamara Moore, 2001-02
49 Janet Huff, 1984	90 Janet Huff, 1981-82
48 Theresa Huff, 1983	88 Robin Threath, 1991-92
45 Keisha Anderson, 1997	87 Robin Threath, 1992-93
44 Tamara Moore, 2001	83 Tamara Moore, 1999-00
43 Tamara Moore, 2000	80 Janet Huff, 1983-84
42 Megan Scott, 1984	80 Tamara Moore, 1998-99
42 Faith Johnson, 1983	78 Faith Johnson, 1984-85

Most Blocked Shots

70 Janet Johnson, 1989 (18)	130 J. Johnson, 1988-89 (27)
48 Michelle Lowman, 1983	78 Michelle Lowman, 1982-83
34 Lello Gebisa, 2003	73 Michelle Lowman, 1978-79
28 Inga Young, 1987	59 Lello Gebisa, 2002-03
26 Amy Wiersma, 1997	54 Michelle Lowman, 1981-82
24 Inga Young, 1986	51 Inga Young, 1986-87

Most Consecutive Free Throws

29 Michele Kozelka, 1990 (all-time record)
19 Jessie Stomski, 2000 (over three games)
17-17 Keisha Anderson, 1996 (in a game)
17-17 Michele Kozelka, 1990 (in a game)

UW FIELD HOUSE RECORDS

Individual Records

All-Time Badger Field House Women's Basketball Record 1974-99: 167 wins, 112 losses (.598)

Most Points

Wisconsin	38	Barb Franke vs. Purdue (12fg, 14-20ft)	1-26-96
Opponent	41	Laura Coenen (Minn.) (15fg, 11-14ft)	2-18-83

Most Field Goals

Wisconsin	13	Barb Franke vs. Drake (13-22)	11-30-95
	13	Michele Kozelka vs. Illinois State (13-17)	12-30-90
	13	Lisa Bonnell vs. Detroit (13-19)	12-13-87
	13	Janet Huff vs. Ohio State (13-26)	2-12-84
	13	Janet Huff vs. Iowa (13-25)	1-22-84
Opponent	15	Carol Emanuel (Purdue) (15-27)	3-12-83
	15	Laura Coenen (Minnesota) (15-26)	2-18-83

Most Field Goals Attempted

Wisconsin	27	Theresa Huff vs. Indiana (11-27)	2-6-83
	27	Theresa Huff vs. Michigan State (12-27)	1-14-83
Opponent	30	Mary Schoenhoff (Loyola) (12-30)	12-8-81
	30	Robin Hasemann (Western Illinois) (13-30)	12-4-88

Best Field Goal Percentage (8 attempts minimum)

Wisconsin	.889	Ann Klapperich vs. Illinois State (8-9)	12-9-95
Opponent	.889	Roxanne Grabow (Bradley) (8-9)	12-5-82

Most Three-Point Field Goals

Wisconsin	6	Robin Threatt vs. Creighton (6-10)	11-26-91
Opponent	5	Vanessa Nygaard (Stanford) (5-11)	11-21-97
	5	Melissa Sanford (Creighton) (5-7)	11-26-91
	5	Nadine Domond (Iowa) (5-7)	2-18-96

Most Three-Point Field Goals Attempted

Wisconsin	13	Lisa Bonnell vs. Iowa (3-13)	1-8-88
Opponent	12	Lori Goerlitz (Marquette) (3-12)	2-9-95
	12	Erin Boland (Siena College) (3-12)	3-14-99

Best Three-Point Field Goal Percentage (4 attempts minimum)

Wisconsin	1.000	Robin Threatt vs. Michigan State (4-4)	2-18-90
Opponent	.800	Milena Flores (Stanford) (4-5)	11-21-97
	.800	Chrissy Loeliger (Siena College) (4-5)	3-14-99

Most Free Throws

Wisconsin	17	Michele Kozelka vs. UW-Green Bay (17-17)	12-5-89
Opponent	17	Sally Anderson (DePaul) (17-17)	12-11-86

Most Free Throws Attempted

Wisconsin	20	Barb Franke vs. Purdue (14-20)	1-26-96
Opponent	17	Cindy Haugejorde (Iowa) (13-17)	2-9-80
	17	Sally Anderson (DePaul) (17-17)	12-11-86

Best Free Throw Percentage (10 attempts minimum)

Wisconsin	1.00	Michele Kozelka vs. UW-Green Bay (17-17)	12-5-89
	1.00	Camille Williams vs. UW-Green Bay (10-10)	12-1-92
	1.00	Ann Klapperich vs. Penn State (10-10)	1-28-96
Opponent	1.00	Sally Anderson (DePaul) (17-17)	12-11-86
	1.00	Kiersten Miller (Drake) (10-10)	11-30-95

Most Rebounds

Wisconsin	19	DeLinda Hastie vs. UW-Green Bay	12-9-87
Opponent	22	Nanette Gibson (Michigan State)	2-9-80

Most Assists

Wisconsin	14	Faith Johnson vs. Eastern Illinois	12-14-84
Opponent	12	JoAnn Palombo (Northwestern)	1-30-87

Most Steals

Wisconsin	14	Keisha Anderson vs. Cleveland State	2-11-97
Opponent	8	Franthea Price (Iowa)	2-3-89

Most Blocked Shots

Wisconsin	10	Michelle Lowman vs. Illinois	12-9-78
Opponent	6	Donna Freese (UW-LaCrosse)	1-29-82
	6	Betty Willis (UW-Milwaukee)	12-13-78

Team Records

Most Points (women)

Wisconsin	123	vs. Bradley (UW 123, Bradley 79)	12-5-82
Opponent	97	Purdue vs. Wisconsin (UW 87, PUR 97)	1-27-91
	97	DePaul vs. Wisconsin (UW 75, DePaul 97)	12-11-86

Most Points (men)

Wisconsin	120	vs. Southern Methodist (UW 120, SMU 82)	12-9-67
-----------	-----	---	---------

Most Field Goals

Wisconsin	52	vs. Bradley (52-87)	12-5-82
Opponent	37	Siena College vs. Wisconsin (37-76)	3-14-99
	37	Purdue vs. Wisconsin (37-83)	1-27-91
	37	Northwestern vs. Wisconsin (37-70)	3-8-86

Most Field Goals Attempted

Wisconsin	108	vs. DePaul (46-108)	12-14-77
Opponent	86	Western Michigan vs. Wisconsin (22-86)	12-12-80

Best Field Goal Percentage (50 attempts min.)

Wisconsin	.598	vs. Bradley (52-87)	12-5-82
Opponent	.596	Indiana vs. Wisconsin (34-57)	3-11-89

Most Three-Point Field Goals

Wisconsin	11	vs. Creighton (11-28)	11-26-91
Opponent	11	Stanford vs. Wisconsin	11-21-97

Most Three-Point Field Goals Attempted

Wisconsin	28	vs. Creighton (11-28)	11-26-91
Opponent	28	Siena College vs. Wisconsin (9-28)	3-14-99

Best Three-Point Field Goal Percentage (4 attempts min.)

Wisconsin	1.00	vs. Illinois (4-4)	1-15-88
Opponent	.571	Purdue vs. Wisconsin (4-7)	1-28-90

Most Free Throws

Wisconsin	34	vs. Purdue (34-46)	1-26-96
Opponent	35	DePaul vs. Wisconsin (35-40)	12-11-86

Most Free Throws Attempted

Wisconsin	46	vs. Purdue (34-46)	1-26-96
Opponent	40	Ohio State vs. Wisconsin (29-40)	2-9-86
	40	DePaul vs. Wisconsin (35-40)	12-11-86

Best Free Throw Percentage (20 attempts min.)

Wisconsin	.969	vs. Michigan (32-33)	2-8-91
Opponent	.926	Purdue vs. Wisconsin	1-26-96

Most Rebounds

Wisconsin	74	vs. Western Illinois	1-13-82
Opponent	60	Illinois vs. Purdue	2-8-80

Most Rebounds (both teams)

Game	110	Wisconsin (57) vs. UI-Chicago (53)	12-27-86
------	-----	------------------------------------	----------

Most Assists

Wisconsin	34	vs. UW-Milwaukee	12-13-78
Opponent	30	Siena College vs. Wisconsin	3-14-99

Most Steals

Wisconsin	27	vs. DePaul	12-14-77
	27	vs. UW-Eau Claire	12-10-77
Opponent	23	Iowa vs. Wisconsin	1-2-87

Most Blocked Shots

Wisconsin	13	vs. Purdue	1-20-79
Opponent	8	Iowa vs. Wisconsin	2-18-96
	8	UW-LaCrosse vs. Wisconsin	1-29-82
	8	Detroit vs. Wisconsin	12-8-79
	8	UI-Chicago vs. UW-Stevens Point	1-26-79

Most Turnovers

Wisconsin	42	vs. Penn State	2-23-94
Opponent	48	Western Illinois vs. Wisconsin	12-13-91

Most Home Wins in a Season

	12	Home Record: 12-3 (Overall: 20-9)	1991-92
	12	Home Record: 12-1 (Overall: 18-10)	1983-84

Most Consecutive Home Wins

	11	Home Record: 12-1	1983-84
--	----	-------------------	---------

Most Home Losses in a Season

	12	Home Record: 2-12 (Overall: 4-24)	1985-86
--	----	-----------------------------------	---------

Most Consecutive Home Losses

	11	Field house Record 2-12	1985-86
--	----	-------------------------	---------

Attendance

11,522	vs. Iowa (sellout)	2-18-96
--------	--------------------	---------

KOHL CENTER RECORDS

Individual Records

All-Time Kohl Center Women's Basketball Record Jan. 1998-2003: 55 wins, 25 losses (.611)

Most Points

Wisconsin	34	LaTonya Sims vs. UCSB (14 fg, 5ft)	11/20/98
	34	Jessie Stomski vs. Ohio State (12 fg, 10 ft)	2/12/99
Opponent	33	Lindsey Meder, Iowa (13 fg, 0 ft)	12/31/00

2-Point Goals

Wisconsin	13	LaTonya Sims vs. Ohio State (13-18)	2/25/01
	13	LaTonya Sims vs. UC Santa Barbara (13-19)	11/20/98
Opponent	10	Andrea Garner, Penn State (10-17)	2/5/99

2-Point Attempts

Wisconsin	20	LaTonya Sims vs. Michigan State (9-20)	3/17/99
	20	Jessie Stomski vs. Washington (8-21)	11/18/01
Opponent	21	Stephanie White, Purdue	2/15/98

Best Field Goal Percentage (8 attempts minimum)

Wisconsin	.917	Jessie Stomski vs. Illinois 1/17/02 (11-12)	3/11/99
Opponent	1.000	Chari Nordgaard, UW-Green Bay (8-8)	11/22/98

3-Point Goals

Wisconsin	5	Kyle Black vs. UW-Green Bay (5-7)	1/7/01
		Katie Voigt vs. Michigan (5-9)	1/23/98
		Katie Voigt vs. Northwestern (5-10)	2/1/98
		Kelley Paulus vs. Indiana (5-8)	2/20/00
Opponent	7	Lindsey Meder, Iowa (7-12)	12/31/00
		Maxann Reese, Michigan State (7-11)	1/30/98
		Caitly Matter, Ohio State (7-13)	1/16/03

3-Point Attempts

Wisconsin	10	Katie Voigt vs. Northwestern (5-10)	2/1/98
Opponent	13	Caitly Matter, Ohio State (7-13)	1/16/03

Best Three Point Percentage (4 attempts minimum)

Wisconsin	*1.000	Kyle Black vs. Illinois (4-4)	1/4/00
Opponent	.636	Maxann Reese, Michigan State (7-11)	1/30/98

Free Throws

Wisconsin	15	Jessie Stomski vs. Indiana (15-21)	1/21/01
Opponent	9	Becky Cummings, MSU (9-12)	3/17/99

Free Throws Attempted

Wisconsin	21	Jessie Stomski vs. Indiana (15-21)	1/21/01
Opponent	14	Kristi Rohr, UCSB (7-14)	11/20/98

Best Free Throw Percentage (10 attempts minimum)

Wisconsin	1.000	Jessie Stomski vs. Michigan (10-10)	1/20/00
Opponent	.750	Becky Cummings, MSU (9-12)	3/17/99

Total Rebounds

Wisconsin	15	Jessie Stomski vs. Oklahoma	1/24/00
Opponent	15	Alicia Sheeler, Illinois	2/20/98
	15	Kristen Rasmussen, MSU	3/17/99

Defensive Rebounds

Wisconsin	12	Jessie Stomski vs. Michigan	1/15/99
	12	Jessie Stomski vs. Indiana State	3/11/99
Opponent	12	Kristen Rasmussen, MSU	3/17/99

Offensive Rebounds

Wisconsin	9	LaTonya Sims vs. Colorado State	3/25/00
Opponent	8	Tauja Catchings, Illinois	2/19/99

Assists

Wisconsin	8	Tamara Moore vs. Nebraska	11/29/00
		Dee Dee Pate vs. Michigan	1/20/00
Opponent	10	Helen Darling, Penn State	2/5/99

Blocked Shots

Wisconsin	7	Lello Gebisa vs. Ohio State	1/16/03
Opponent	5	Erin Skelly, Michigan State	3/22/00

Steals

Wisconsin	9	Tamara Moore vs. Evansville	12/14/00
Opponent	7	Semeka Randall, Tennessee	12/5/00

Team Records

Wisconsin

Total Points

High	103 vs. UCSB 11/20/98
Low	42 vs. Ohio State 1/16/03

2-Point Goals

High	36 vs. Bowling Green 11/15/99
Low	14 vs. Minnesota 2/3/00

2-Point Attempts

High	70 vs. Bowling Green 11/15/99
Low	36 vs. Ohio State 1/16/03

Field Goal Percentage

High	.604 vs. Iowa, 12/31/00
Low	.317 vs. Penn State 2/6/00

3-Point Goals

High	*11 vs. Michigan 1/6/02
Low	0 vs. Iowa 1/3/99
	0 vs. Michigan State 3/17/99

3-Point Attempts

High	16 vs. Iowa 1/20/98
Low	1 vs. Michigan State 2/7/99

3-Point Percentage

High	1.000 vs. Michigan St. 2/7/99
Low	.000 vs. Iowa (0-4) 1/3/99
	.000 vs. Michigan St. (0-12) 3/17/99

Free Throws

High	35 vs. Fairfield 3/15/00
Low	5 vs. Iowa 2/7/02 (5-8)

Free Throws Attempted

High	*47 vs. UCSB 11/20/98
Low	8 vs. Iowa 1/7/02 (5-8)

Free Throw Percentage

High	1.00 vs. Arizona *17-17) 1/26/03
Low	.400 vs. Marquette 12/3/98

Total Rebounds

High	66 vs. Loyola, 12/5/00
Low	17 vs. Rutgers 1/17/99

Defensive Rebounds

High	41 vs. Michigan 1/23/98
Low	11 vs. Rutgers 1/17/99

Offensive Rebounds

High	25 vs. IUPUI 12/12/00
Low	6 vs. Rutgers 1/17/99

Assists

High	25 vs. Cleveland St. 11/27/01
Low	8 vs. UCSB 11/20/98

Blocked Shots

High	10 vs. Ohio State 1/16/03
Low	0 several times

Steals

High	18 vs. Bowling Grn 11/15/98 & CSU
Low	4 vs. Michigan 1/23/98

Turnovers

High	27 vs. UW Milwaukee 11/17/98
Low	*9 vs. Michigan 1/23/98
	*9 vs. Michigan State 1/30/98

Fouls

High	30 vs. Illinois 1/4/00
Low	5 vs. Ohio State 1/16/03

Attendance

	*17,142 vs. Minnesota (Big Ten Record), 1/20/02
--	---

*Indicates School Record

Opponent

91 by Iowa 12/31/01
43 by Indiana 3/11/99

28 by three teams
11 by IUPUI 12/12/00

70 by Tennessee 12/5/00
42 by UW Green-Bay 11/22/99

.611 by UWGB 11/24/02 (11-18)
.257 by Fairfield 3/15/00

11 by UWGB 11/24/02
0 by Illinois 1/17/02

32 by Loyola (9-32), 12/5/00
5 by Illinois 1/4/00

.727 Marquette 1/5/03 (8-11)
.143 by Bowling Green 11/15/99

29 by Oklahoma, 11/24/00
3 by Michigan State 3/22/00

40 by UCSB 11/20/98
6 by NU 2/1/98 and MSU 3/22/00

.923 by Purdue 2/15/98
.267 by Michigan 1/23/98

53 by UCSB 11/20/98
22 by Ohio State 2/25/01

32 by UCSB 11/20/98
10 by DePaul 3/19/00

24 by Tennessee 12/5/00
6 two teams

24 by UW-Green Bay 1/7/01
6 by IUPUI 12/12/00

5 by Purdue 12/28/00
0 several teams

17 by Tenn 12/5/00 & Ill 1/17/02
3 by MSU 1/30/98 & Wash 11/18/01

32 by UCSB 11/20/98
6 by Michigan 1/23/98

34 by UCSB 11/20/98
10 by Ohio State 1/16/03

UW TEAM HISTORY AND HIGHLIGHTS

Wisconsin's Post-Season Results

The Badger women have qualified for nine national post-season basketball tournaments in the 29-year history of the program. In 1999 and 2000, the Badgers were one of 32 teams invited to the Women's National Invitational Tournament (WNIT). UW won the WNIT in 2000 and was the runner-up champion in 1999. Wisconsin attended its sixth NCAA tournament in 2002. UW has a 2-6 overall record in NCAA play.

2001-02	NCAA Championship (0-1, Coach Albright) March 16 1st round: Arizona State	Midwest Region #8 seed/64 L 70-73	Nashville, Tenn.	Jessie Stomski-19
2000-01	NCAA Championship (0-1, Coach Albright) March 16 1st round: Missouri	East Region #7 seed/64 L 68-71	Athens, Ga.	Jessie Stomski-29
1999-2000	WNIT Championship (5-0, Coach Albright) March 15 1st-Round: Fairfield March 19 2nd Round: DePaul March 17 Quarters: Michigan State March 20 Semifinals: Colorado State March 23 Championship: Florida	W 83-46 W 82-76 W 77-45 W 78-60 W 75-74	Madison, Wis. Madison, Wis. Madison, Wis. Madison, Wis.	LaTonya Sims & Jessie Stomski-13 LaTonya Sims-20 LaTonya Sims-28 Kelley Paulus-18 Tamara Moore-25
1998-99	WNIT Championship (4-1, Coach Albright) March 11 1st-Round: Indiana State March 14 2nd Round: Siena March 17 Quarters: Michigan State March 20 Semifinals: Memphis March 23 Championship: Arkansas	W 80-43 W 107-85 W 70-69 OT W 92-73 L 64-67	Madison, Wis. Madison, Wis. Madison, Wis. Madison, Wis. Fayetteville, Ark.	Tamara Moore-28 LaTonya Sims-24 LaTonya Sims-22 Tamara Moore & Jessie Stomski-21 LaTonya Sims-21
1997-98	NCAA Championship (0-1, Coach Albright) March 14 1st round: Virginia Tech	West Region #6 seed/64 L 64-75	Gainesville, Fla.	LaTonya Sims-20
1995-96	NCAA Championship (1-1-Coach Albright) March 15 1st round: Oregon March 17 2nd round: #12 Vanderbilt	Mideast Region #6 seed/64 W 74-60 L 94-82	Nashville, Tenn. Nashville, Tenn.	Barb Franke-24 Katie Voigt-20
1994-95	NCAA Championship (1-1, Coach Albright) March 16 1st round: #23 Kansas March 18 2nd round: #5 Texas Tech	Midwest Region #10 seed/64 W 73-72 L 65-88	Lubbock, Texas Lubbock, Texas	Keisha Anderson-22 Barb Franke-23
1991-92	NCAA Championship (0-1, Coach Murphy) March 18 1st round: Montana	West Region #6 seed/48 L 74-85	Madison, Wis.	Robin Threatt-20
1981-82	AIAW Championship (1-1, Coach Qualls) March 21 1st round: Colorado March 23 Quarterfinals: #6 Texas	MAIAW Regional Champions, 3-0; Top 16 teams to qualify for Natls W 60-59 L 61-73	Austin, Texas Austin, Texas	Janet Huff-12 Chris Pruitt-13

Wisconsin's NCAA Post-Season Game Statistics

WISCONSIN'S NCAA TOURNAMENT RECORD: 2-6; First Round: 2-4; Second Round: 0-2

YEAR -- OPP	Result	FG-FGA	3P-3PA	FT-FTA	PTS	REB	PF	AST	TO	BL	ST
'02-Arizona State	UW	29-61	3-7	9-11	70	34	15	11	15	2	4
L 70-73	Arizona State	29-62	4-11	11-18	73	33	11	11	11	4	4
YEAR -- OPP	Result	FG-FGA	3P-3PA	FT-FTA	PTS	REB	PF	AST	TO	BL	ST
'01-Missouri	#25 UW	27-55	4-9	10-15	68	40	12	13	21	3	7
L 68-71	Missouri	29-71	8-20	5-6	71	35	13	15	13	7	12
YEAR -- OPP	Result	FG-FGA	3P-3PA	FT-FTA	PTS	REB	PF	AST	TO	BL	ST
'98-Virginia Tech	#23 UW	23-65	3-10	15-28	64	50	19	9	16	4	10
L 64-75	Virginia Tech	23-51	2-8	27-31	75	37	22	14	17	1	8
YEAR -- OPP	Result	FG-FGA	3P-3PA	FT-FTA	PTS	REB	PF	AST	TO	BL	ST
'96-Oregon	UW	28-58	4-8	14-17	74	33	13	18	11	2	12
W 74-60	Oregon	21-50	5-8	13-18	60	30	17	7	18	5	5
'96-Vanderbilt	UW	27-67	3-8	25-29	82	39	23	13	16	1	13
L 82-96	#12 Vanderbilt	33-52	6-11	24-34	96	30	18	27	20	10	8
YEAR -- OPP	Result	FG-FGA	3P-3PA	FT-FTA	PTS	REB	PF	AST	TO	BL	ST
'95-Kansas	UW	29-63	5-11	10-15	73	35	13	15	15	1	6
W 73-72	#23 Kansas	28-60	5-13	14-18	72	35	16	10	16	3	8
'95-Texas Tech	UW	22-61	9-23	12-19	65	38	18	11	19	2	7
L 65-88	#5 Texas Tech	35-74	3-7	15-19	88	48	14	25	9	2	12
YEAR -- OPP	Result	FG-FGA	3P-3PA	FT-FTA	PTS	REB	PF	AST	TO	BL	ST
'92-Montana	UW	26-71	6-29	16-24	74	40	24	16	20	5	14
L 74-85	Montana	34-66	3-7	14-22	85	47	21	13	25	2	10

NCAA Game Summaries

2001-02: The Badgers made their sixth NCAA tournament field as the No. 8 seed in the Midwest Region. UW lost to Arizona State, 73-70, in the first round at Nashville, Tenn.

2000-01: The 25th-ranked Badgers made their fifth NCAA tournament field as the No. 7 seed in the East Region. UW was upset in the first round by 10th-seed Missouri, 68-71.


1997-98: The Badger team was appointed the No. 6 seed in the West Regional taking on the 11th-seeded Virginia Tech Hokies. The Hokies upset the 23rd-ranked Badgers in the opener, 64-75.

1995-96: The Badger team tied the highest seed in NCAA bids at sixth in the Midwest Region. The Badgers won the first round game with a 74-60 win over the Pac-10's Oregon, and lost to the host school Vanderbilt, 94-82.

1994-95: The Badgers assumed the No. 10 seed in the Midwest region and won their first-ever NCAA game in a one-point, 73-72 thriller over No. 23 Kansas. The Badgers lost to No. 5 Texas Tech in the subregional final in Lubbock, Texas.

1991-92: The Badgers received their first NCAA bid after a 20-9 season and third-place Big Ten finish (13-5 record). Wisconsin, the sixth seed in the West Region, lost to Montana in the first round in Madison, 74-85.

1981-82: The Badger team qualified for the Association of Intercollegiate Athletics for Women (AIAW) national tournament losing in the quarterfinals at Texas, and finishing the season with a 21-13 record for the most wins in Badger history (until 1996). Wisconsin won the Midwest AIAW Regional tournament (MAIAW) to advance to the national championship. UW won its first game, 60-59, over Colorado to enter the Elite Eight before losing to host and No. 6 Texas, 61-73.



A game-winning basket at the buzzer by Sharon Johnson allowed Wisconsin to advance to its first-ever NCAA second round with a 73-72 win over 23rd-ranked Kansas in the 1995 NCAA Tournament in Lubbock, Texas.

OTHER WISCONSIN TEAM NOTES

**Wisconsin vs. Nationally
Ranked Opponents****(AP Ranking)**

3/2/03	L	55-76	at Penn State (15th)
2/27/03	L	53-76	Minnesota (13th)
2/9/03	L	40-63	Ohio State (25th)
1/26/03	L	55-62	Arizona (19th)
1/9/03	L	53-59	Purdue (7th)
1/2/03	L	55-86	Penn State (16th)
3/1/02	W	74-64	Minnesota (19th)
(at Big Ten Tournament, Indianapolis)			
2/21/02	L	74-76	Minnesota (14th)
2/17/02	L	62-78	Texas Tech (16th)
2/3/02	L	55-65	Purdue (7th)
1/6/02	W	89-74	MICHIGAN (18th)
12/28/01	W	71-59	PURDUE (7th)
12/8/01	W	65-48	NC STATE (10th)
11/25/01	W	61-49	Florida (12th)
(at Paradise Jam Tournament, St. Thomas, Virgin Islands)			
11/18/01	W	87-67	WASHINGTON (19th)
2/18/01	W	86-75	PENN STATE (18th)
1/28/01	L	75-70 OT	at Purdue (6th)
12/28/00	L	58-70	at Purdue (8th)
12/3/00	L	66-90	at Tennessee (2nd)
11/24/00	W	97-77	OKLAHOMA (12th)
11/22/00	L	56-83	NOTRE DAME (5th)
11/18/00	L	57-71	vs. Oregon (24th)
(at NC State Glaxco Tournament, Raleigh, N.C.)			
3/3/00	L	65-74	at Purdue (18th)
2/6/00	L	62-57	PENN STATE (6th)
1/30/00	L	54-68	at Penn State (7th)
1/4/00	L	74-80	at Illinois (15th)
12/30/99	L	58-83	PURDUE (13th)
12/5/99	L	62-85	TENNESSEE (3rd)
11/27/99	L	61-63	at Rutgers (8th)
11/21/99	W	92-85 OT	NEBRASKA (24th)
2/5/99	L	71-73 OT	PENN STATE (18th)
1/29/99	L	61-91	at Penn State (21st)
1/24/99	L	56-76	at Purdue (3rd)
1/17/99	L	62-78	RUTGERS (13th)
1/5/99	L	55-70	at Ohio State (23rd)
12/5/98	L	70-84	vs. Texas Tech (12th)
11/29/98	L	66-78	at Stanford (25th)
11/20/98	W	103-90	SANTA BARBARA (22nd)
2/20/98	W	73-69	ILLINOIS (9th)
1/11/98	W	80-66	W. KENTUCKY (19th)
1/6/98	L	65-70	at Purdue (23rd)
1/4/98	W	74-64 OT	at Georgia (17th) CBS
12/20	L	66-87	vs. Tennessee (NO. 1) ESPN2
(at Great Alaska Shootout, Anchorage, Alaska)			
12/30/98	L	75-83	at Illinois (13th)
11/21/97	W	90-82	STANFORD (4th)
(win over highest ranked opponent)			
2/21/97	L	78-82	at Illinois (17th)
2/4/97	L	74-78	at Tennessee (9th)
12/27/96	W	83-77	PENN STATE (15th)
12/13/96	L	67-74	GEORGIA (4th) ESPN2
12/9/96	W	81-69	at Notre Dame (10th)
(win over highest ranked opponent on the road)			
3/17/96	L	82-96	at Vanderbilt (12th) ESPN
(at Nashville, Tenn., NCAA Mideast Subregional)			
2/18/96	L	63-67	at Iowa (7th)
2/8/96	L	61-72	at Tennessee (6th)
2/2/96	W	69-68	at Northwestern (23rd)
1/28/96	W	87-69	PENN STATE (10th)

1/26/96	W	98-95 2OT	at Purdue (21st)
1/5/96	L	48-68	at Iowa (11th)
12/3/95	L	69-77	at Texas Tech (10th)
(at Rice Invitational, Dallas, Texas)			
3/18/95	L	65-88	at Texas Tech (5th)
(at Lubbock, Texas, NCAA Mideast Subregional)			
3/16/95	W	73-72	vs. Kansas (23rd)
(at Lubbock, Texas, NCAA Mideast Subregional)			
1/29/95	L	55-58	at Penn State (10th)
1/27/95	L	66-68	at Purdue (19th)
1/8/95	W	76-69	OHIO STATE (22nd)
3/6/94	L	45-93	at Purdue (10th)
2/23/94	L	59-88	PENN STATE (2nd)
2/6/94	L	64-77	PURDUE 12th
1/30/94	L	53-73	at Penn State (NO. 1)
1/28/94	W	99-73	at Ohio State (17th)
1/23/94	L	85-101	at Northwestern (19th)
1/7/94	L	67-74	at Iowa (2nd)
2/28/93	L	66-95	at Penn State (6th)
2/26/93	L	58-95	at Ohio State (7th)
1/31/93	L	73-90	PENN STATE (6th)
1/29/93	L	66-70	OHIO STATE (6th)
1/8/93	L	39-65	at Iowa (5th)
3/8/92	L	36-63	at Iowa (8th)
2/21/92	W	80-69	PURDUE (9th)
2/7/92	W	74-58	IOWA (5th)
2/2/92	L	75-86	at Penn State (8th)
1/31/92	W	91-89	NORTHWESTERN (22nd)
1/26/92	L	56-82	at Purdue (12th)
11/29/91	W	70-63	vs. Auburn (11th)
(at Salt Lake City, Utah's Rainbo Classic)			
3/9/91	L	76-85 OT	at Iowa (24th)
2/22/91	L	53-93	at Purdue (6th)
2/15/91	L	72-93	at Northwestern (19th)
2/10/91	W	78-75	MICHIGAN ST (23rd)
1/27/91	L	87-97	PURDUE (23rd)
1/18/91	L	85-86	at Northwestern (15th)
1/2/91	W	78-67	IOWA (15th)
11/23/90	L	91-99 OT	vs. Washington (13th)
(at Boulder, Colo., Coors Classic)			
3/4/90	L	60-77	IOWA (11th)
2/23/90	L	63-81	at Purdue (15th)
2/9/90	L	62-73	NORTHWESTERN (15th)
2/2/90	L	52-84	at Iowa (13th)
1/28/90	L	72-92	PURDUE (10th)
1/12/90	L	57-72	at Northwestern (25th)
3/8/89	L	61-77	OHIO STATE (15th)
2/27/89	W	81-67	PURDUE (11th)
2/3/89	L	57-67	IOWA (7th)
1/15/89	L	56-69	PURDUE (9th)
11/25/88	L	62-119	at Stanford (8th)
3/12/88	L	50-98	at Iowa (2nd)
2/19/88	L	70-87	OHIO STATE (9th)
1/24/88	L	54-84	at Ohio State (8th)
1/8/88	L	59-79	IOWA (NO. 1)
11/27/87	L	66-86	at Duke (16th)
3/7/87	L	56-78	at Iowa (10th)
2/13/87	L	62-97	at Ohio State (12th)
2/8/87	L	49-89	ILLINOIS (19th)
1/9/87	L	67-82	at Illinois (17th)
1/2/87	L	44-83	IOWA (14th)

Games at home indicated by CAPS

BADGER RECORDS VS. NATIONALLY RANKED OPPONENTS

Games Won: 29

Games Lost: 81

Vs. No. 1 Ranked Opponents: 0-3

Wisconsin's Century Games (Record 15-4)

2000-01	11/19 vs. Elon, 102-49	W
	12/5 vs. Loyola (Chicago), 101-53	W
1998-99	11/20 vs. UC-Santa Barbara, 103-90	W
	3/14 vs. Siena NIT, 107-85	W
1996-97	11/30 at UC-Santa Barbara, 100-95	W
	2/11 vs. Cleveland State, 103-64	W
1993-94	12/9 vs. UW-Milwaukee, 108-58	W
	12/13 at UI-Chicago, 101-72	W
	1/23 vs. Northwestern, 85-103	L
1992-93	2/19 vs. Northwestern, 90-103	L
1991-92	12/13 vs. W. Illinois, 112-69	W
1990-91	12/9 at Creighton, 101-93	W
	1/6 vs. Minnesota, 102-77	W
	2/1 at Indiana, 86-103	L
	2/8 vs. Michigan, 101-88	W
1987-88	12/4 at Florida State, 67-100	L
1982-83	12/5 vs. Bradley, 123-79	**W
1978-79	12/13 vs. UW-Milwaukee, 115-50	W
1977-78	12/14 vs. DePaul, 106-55	W
	1/17 vs. Northern Illinois, 100-42	W

** 123 is the UW women's school record for most points

% 115-50 (65 difference) is the UW women's record for largest winning margin

Wisconsin in Big Ten Openers (Record 8-13 since 1983)

1/2/03	L	55-86	PENNSATE (16th-ranked)
12/28/01	W	71-59	PURDUE (7th-ranked)
12/28/00	L	58-70	PURDUE (8th-ranked)
12/30/99	L	58-83	PURDUE (13th-ranked)
12/28/98	W	70-59	MINNESOTA
12/28/97	L	71-86	at Penn State
12/27/96	W	83-77	PENN STATE (15th-ranked)
12/27/95	W	89-48	MICHIGAN
12/28/94	W	85-71	at Michigan
1/7/94	L	67-74	IOWA (2nd-ranked)
1/8/93	L	39-65	at Iowa (5th-ranked)
1/10/92	L	52-77	at Indiana
1/2/91	W	78-67	IOWA (5th ranked)
1/5/90	L	80-92	INDIANA
1/6/89	L	55-73	at Indiana
1/8/88	L	59-79	IOWA (1st-ranked)
1/2/87	L	44-83	IOWA (14th-ranked)
1/5/86	L	64-68	at Northwestern
1/6/85	L	58-76	NORTHWESTERN
1/6/84	W	92-62	PURDUE
1/7/83	W	58-55	at Purdue

Wisconsin on the Road

The best overall road record in program history was 10-4 in 1982-83, when the program was 19-8 overall and 6-3 in Big Ten road games. Including the 1983 through 2003 seasons, the Badgers are 55-133 in Big Ten road games. Overall, the cumulative game road figure is 120-202 since 1982-83.

All-Time Points Scored & Allowed

Year	Overall (Pct.)	Pts scored	Pts. allowed
------	----------------	------------	--------------

Coach: Marilyn Harris (two years—16-20 .444)

1974-75	11-7 (.611)	955 (53.1)	959 (53.3)
1975-76	5-13 (.277)	785 (43.6)	1212 (67.3)

Coach: Edwina Qualls (10 years—131-141 .482)
Big Ten Record 31-41 (.430); AIAW 1-1

1976-77	7-14 (.333)	1281 (61.0)	1332 (63.4)
1977-78	14-10 (.583)	1715 (71.4)	1490 (62.0)
1978-79	13-11 (.541)	1685 (70.2)	1573 (65.5)
1979-80	11-16 (.407)	1794 (66.4)	1877 (69.5)
1980-81	13-18 (.419)	2225 (71.8)	2137 (68.9)
1981-82	21-13 (.618)	2426 (71.4)	2209 (65.0)
1982-83*	19-8 (.704)	2006 (74.3)	1752 (64.9)
1983-84	18-10 (.642)	1832 (65.4)	1676 (59.9)
1984-85	11-17 (.393)	1789 (63.9)	1910 (68.2)
1985-86	4-24 (.143)	1645 (58.8)	1968 (70.3)

Coach: Mary Murphy (eight years—87-135 .392)
Big Ten Record 44-100 (.305); NCAA 0-1

1986-87	9-19 (.321)	1777 (63.5)	2079 (74.3)
1987-88	4-24 (.143)	1775 (63.4)	2073 (74.0)
1988-89	13-14 (.481)	1805 (66.9)	1895 (70.2)
1989-90	8-20 (.286)	1936 (69.1)	2089 (74.6)
1990-91	13-15 (.464)	2288 (81.7)	2339(83.5)
1991-92	20-9 (.690)	2207 (76.1)	2024 (69.8)
1992-93	7-20 (.259)	1858 (68.8)	2106 (78.0)
1993-94	13-14 (.481)	2018 (74.7)	1975 (73.2)

Coach: Jane Albright [(nine years—161-107 (.601)]
Big Ten Record 82-62 (.569); NCAA 2-5

1994-95	20- 9 (.690)	2125 (73.3)	1958 (66.8)
1995-96	21-8 (.724)	2275 (78.4)	1941 (66.9)
1996-97	16-11 (.593)	1991 (73.7)	1868 (69.2)
1997-98	21-10 (.677)	2337 (75.4)	2142 (69.2)
1998-99	18-14 (.518)	2354 (73.6)	2275 (71.1)
1999-00	21-12 (.636)	2345 (71.1)	2181 (66.1)
2000-01	18-10 (.643)	2135 (76.2)	1863 (66.5)
2001-02	19-12 (.612)	2204 (71.1)	2055 (66.3)
2002-03	7-21 (.250)	1622 (57.9)	1805 (64.4)

Program Record 29 years 395-403 (.495)

Big Ten Record 21 years 157-203 (.436)

Home Record 29 years 223-137 (.619)

Wisconsin's History in the Polls

2001-02 (14 weeks)

	AP	Record	USA
11/5	NR	0-0	NR
11/12	NR	0-0	NR
11/20	23rd	1-0	NR
11/26	20th	2-1	NR
12/3	19th	5-1	22nd
12/10	15th	7-1	19th
12/17	15th	9-1	19th
12/24	14th	9-1	14th
12/31	12th	11-1	13th
1/7	5th	13-1	9th
1/14	5th	15-1	7th
1/21	9th	16-2	8th
1/28	15th	16-4	13th
2/4	21st	16-6	16th
2/11	25th	16-7	19th
2/18	NR	17-8	25th
2/25	NR	17-10	NR
3/4	NR	19-11	NR
3/10	NR	19-11	NR
3/17	NR	19-12	NR

NOTE: 5th on Jan. 7 was the highest rank ever in the AP poll and 7th on Jan. 14 was the highest ranking in the ESPN/USA Today coaches poll

2000-01 (14 weeks)

11/7	18th	0-0	23rd
11/13	16th	0-0	--
11/20	19th	1-1	--
11/27	18th	2-2	--
12/4	22nd	3-3	25th
12/11	23rd	4-3	--
12/18	24th	5-3	--
12/25	--(26)	5-3	--
12/31	--(26)	6-4	--
1/7	--	7-5	--
1/15	--	8-6	--
1/22	--	11-6	--
1/29	25th	12-7	--
2/5	20th	14-7	--
2/11	22nd	15-8	--
2/19	21st	16-8	25th
2/25	20th	18-8	24th
3/5	25th	18-9	25th
3/11	24th (final)	18-9	NR
4/2	24th	18-10	NR

1999-2000 (1 week)

11/22	25th	2-0	NR
-------	------	-----	----

1998-99 (4 weeks)

11/9	--	0-0	23rd
11/16	25th	1-0	23rd
11/23	23rd	2-0	20th
12/4	--	4-1	21st

1997-98 (16 weeks)

11/12	T25th	0-0	NR
11/19	NR	0-0	NR
11/24	23rd	1-0	23rd
12/1	19th	4-0	19th
12/8	17th	5-0	15th
12/15	9th	7-0	10th
12/22	8th	9-1	8th
12/29	11th	9-2	10th
1/5	15th	10-2	12th
1/12	14th	12-4	11th
1/18	17th	13-5	15th
1/26	20th	15-6	18th
2/1	16th	17-6	15th
2/8	19th	17-7	19th
2/16	23rd	18-8	22nd
2/23	24th	20-8	21st
3/2	NR	21-9	23rd
3/8	NR	21-9	24th
3/31	NR	21-10	NR

1996-97 (13 weeks)

11/12	22nd	0-0	19th
11/19	23rd	1-0	20th
11/25	23rd	3-0	19th
12/3	23rd	5-0	18th
12/9	19th	7-0	13th
12/16	18th	7-1	13th
12/23	16th	7-1	12th
12/30	20th	8-2	13th
1/6	17th	10-2	11th
1/13	20th	10-3	14th
1/20	16th	12-3	14th
1/27	16th	14-3	10th
2/4	23rd	14-5	16th
2/10	NR	14-7	22nd
2/17	NR	16-8	NR

1995-96 (18 weeks)

11/14	22nd	0-0	NR
11/20	21st	0-0	NR
11/27	20th	0-0	NR
12/4	18th	3-1	NR
12/10	17th	5-1	NR
12/17	17th	6-1	24th
12/26	17th	6-1	22nd
1/2	18th	8-1	21st
1/8	17th	9-2	21st
1/15	14th	11-2	18th
1/22	13th	14-2	15th
1/29	10th	16-2	12th
2/5	8th	18-2	11th
2/11	11th	18-4	14th
2/19	13th	19-5	14th
2/26	15th	20-6	15th
3/4	17th	20-7	20th
3/31	18th	21-8	20th

1994-95 (2 weeks)

1/9	24th	11-2	23rd
1/17	NR	11-3	25th
1/23	NR	13-3	22nd
1/30	NR	13-5	23rd
2/6	25th	15-5	21st
2/13	NR	16-6	24th
2/20	NR	18-6	24th

1991-92 (5 weeks)

2/10	25th	14-5	NR
2/17	24th	16-5	23rd
2/24	22nd	18-5	21st
3/3	23rd	18-6	21st
3/9	25th	19-7	NR

UW BASKETBALL ATTENDANCE

UW's Season Averages

Year	Record	Atten./Games	Avg.	Big Ten/Games	Avg.	Record	Place
1974-75	11-7	No record					
1975-76	5-13	No record					
1976-77	7-14	No record					
1977-78+	14-10	12,231/10	1,223				
1978-79	13-11	4,979/10	498				
1979-80	11-16	3,246/8	406				
1980-81	13-18	4,408/12	367				
1981-82	21-13	4,873/11	443				
1982-83@	19-8	9,589/13	738	7,724/9	858	11-7	5th
1983-84	18-10	9,776/13	752	8,628/9	959	13-5	2nd
1984-85	11-17	8,562/13	659	6,225/9	692	6-12	Tie 7th
1985-86	4-24	8,704/14	522	4,971/9	552	1-17	10th
1986-87	9-19	14,112/14	1,008	9,349/9	1,039	4-14	Tie 8th
1987-88	4-24	10,718/13	824	8,221/9	913	2-16	10th
1988-89	13-14	13,700/14	979	10,575/9	1,175	5-13	8th
1989-90	8-20	15,478/14	1,106	11,699/9	1,300	3-15	9th
1990-91	13-15	16,915/14	1,208	13,470/9	1,497	7-11	7th
1991-92	20-9	38,631/14	2,759	27,102/9	3,011	13-5	3rd
1992-93	7-20	20,310/12	1,692	16,891/9	1,877	4-14	10th
1993-94	13-14	26,553/15	1,770	19,478/9	2,164	6-12	9th
1994-95	20-9	59,329/12	4,944	52,686/8	6,586	11-5	3rd
1995-96	21-8	94,604/12	7,884	67,464/8	8,433	12-4	3rd
1996-97	16-11	102,426/12	8,536	70,795/8	8,849	8-8	Tie 6th
1997-98	21-10	125,464/12	10,455	99,797/8	12,474	9-7	6th
1998-99	18-14	136,182/18	7,566	71,504/8	8,938	9-7	Tie 4th
1999-00	21-12	123,712/16	7,732	68,978/8	8,622	8-8	Tie 5th
2000-01	18-10	100,083/14	7,149	61,158/8	7,645	12-4	Tie 2nd
2001-02	19-12	94,174/13	7,244	66,931/8	8,366	8-8	Tie 5th
2002-03	7-21	93,458/14	6,676	56,875/8	7,109	5-11	8th

+Attendance figure in 1977-78 reflects three double-header games with the UW men's team
 @1982-83 was the first year of official Big Ten round robin competition

UW's Top Attendance Figures

Attendance	Date	Opponent	W/L	Score
1. 17,142* (KC)	1/20/02	Minnesota	L	85-92
2. 16,329 (KC)	2/1/98	Northwestern	W	95-64
3. 16,296 (KC)	1/20/98	Iowa	L	63-66
4. 16,236 (KC)	2/15/98	Purdue	W	80-69
5. 12,594 (KC)	2/22/98	Penn State	W	83-75
6. 13,006 (KC)	3/29/00	Florida	W	75-74
7. 11,861	12/5/99	Tennessee	L	62-85
8. 11,522 (sellout FH)	2/18/96	Iowa	L	63-67
9. 11,506 (sellout FH)	2/8/96	Tennessee	L	61-72
10. 11,500 (sellout FH)	2/12/95	Michigan State	L	62-78
11. 11,267 (KC)	2/20/98	Illinois	W	73-69
12. 11,212	1/19/97	Ohio State	W	67-61
13. 10,908	2/26/95	Michigan	W	80-64
14. 10,734 (KC)	2/19/99	Illinois	W	82-78 OT
15. 10,505	1/28/96	Penn State	W	87-69
16. 10,399	1/23/00	Ohio State	W	79-59
17. 10,384 (KC)	1/17/99	Rutgers	L	62-78
18. 10,295 (KC)	1/23/98	Michigan	W	79-63
19. 10,227	2/13/00	Michigan State	W	77-69
20. 9,863	12/13/96	Georgia	L	74-81
21. 9,807 (KC)	1/30/98	Michigan State	W	72-65
22. 9,638	2/11/97	Iowa	W	59-56
23. 9,495	2/16/96	Ohio State	W	79-67
24. 9,442	2/02/03	Michigan	W	68-56
25. 9,346	2/5/95	Minnesota	W	79-78 OT

UW set a Big Ten SINGLE GAME RECORD of 17,142 vs. Minnesota at the Kohl Center on 1/20/02.
 The Field House record of 11,522 was an advanced sellout vs. Iowa on 2/18/96.
 The Kohl Center (KC) opened in January of 1998.



Women's collegiate basketball attendance has increased for 19-straight years and Wisconsin is one of the reasons, ranking among the top 11 in attendance nationally since 1995.

UW owns all the conference attendance marks including setting the single game record of 17,142 with a sellout at the Kohl Center in 2002. The Big Ten has led the nation in attendance for seven of the past 11 years.

The 1997-98 Badgers also set cumulative and conference-only games attendance marks with a record average 12,474 in eight Big Ten games. UW set its first five-figure average with 10,455 per game also in 1998.


2002-03 National Attendance Averages

School	Games/Total	Avg. Att.
1. Tennessee	14/180,629	12,902
2. Connecticut	13/166,427	12,802
3. Texas Tech	16/195,259	12,204
4. New Mexico	18/209,842	11,658
5. Iowa State	14/134,846	9,632
6. Kansas State	20/175,053	8,753
7. Minnesota	11/ 85,804	7,800
8. Notre Dame	13/92,721	7,132
9. Purdue	16/112,863	7,054
10. Penn State	16/108,337	6,771
11. Wisconsin	14/93,458	6,676
12. SW Missouri State	14/93,181	6,655
13. Old Dominion	15/85,902	5,727
14. Duke	14/78,072	5,577
15. Texas	15/80,974	5,398
16. Michigan State	14/72,958	5,211
17. Oklahoma	13/67,546	5,196
18. Washington	14/69,732	4,981
19. LSU	14/62,950	4,496
20. Vanderbilt	13/57,709	4,439
21. Oregon	12/53,195	4,433
22. Arkansas	10/ 42,752	4,275
23. Baylor	18/72,579	4,032
24. Iowa	16/63,012	3,938
25. Stanford	16/61,040	3,815
26. Montana	14/52,217	3,730
27. Louisiana Tech	15/55,753	3,717
28. Virginia	13/48,180	3,706
29. Georgia	14/46,831	3,345
30. Ohio State	12/39,749	3,312

Wisconsin's All-Time Program Marks and Coaching Records




Marilyn Harris
1974-76
16-20 (2 years)



Edwina Qualls
1976-86
131-141 (10 years)



Mary Murphy
1986-94
87-135 (8 years)



Jane Albright
1994-2002
161-107 (9 years)

Year	Overall	(Pct.)	Home	Away	(BT away)	Big Ten	BT Finish	Regional	Nationals
Coach: Marilyn Harris (two years—16-20 .444)									
1974-75	11-7	(.611)	6-2	5-5					
1975-76	5-13	(.277)	3-4	2-9					
Coach: Edwina Qualls (ten years—131-141 .482; Big Ten Record 31-41 .430); AIAW 1-1									
1976-77	7-14	(.333)	3-4	4-10			T8th		
1977-78	14-10	(.583)	5-5	9-5			T7th	MAIAW-5th (Tie)	
1978-79	13-11	(.541)	7-3	6-8			T7th		
1979-80	11-16	(.407)	4-4	7-12			T5th	MAIAW-7th (Tie)	
1980-81	13-18	(.419)	6-6	7-12			T5th		
1981-82	21-13	(.618)	9-1	11-12			T5th	MAIAW-1st	Quarterfinals (AIAW)
1982-83*	19-8	(.704)	9-4	10-4	(6-3)	11-7 (.611)	5th		
1983-84	18-10	(.643)	12-1	6-9	(5-4)	13-5 (.722)	2nd		
1984-85	11-17	(.393)	7-6	4-11	(2-7)	6-12 (.333)	T7th		
1985-86	4-24	(.143)	2-12	2-12	(0-9)	1-17 (.055)	10th		
Coach: Mary Murphy (eight years—87-135 .392; Big Ten Record 44-100 .305); NCAA 0-1									
1986-87	9-19	(.321)	4-10	5-9	(2-7)	4-14 (.222)	T8th		
1987-88	4-24	(.143)	3-10	1-14	(1-8)	2-16 (.111)	10th		
1988-89	13-14	(.481)	10-4	3-10	(0-9)	5-13 (.277)	T8th		
1989-90	8-20	(.286)	5-9	3-11	(1-8)	3-15 (.166)	T9th		
1990-91	13-15	(.464)	10-4	3-11	(0-9)	7-11 (.388)	7th		
1991-92	20-9	(.690)	12-3	8-6	(5-4)	13-5 (.722)	3rd	NCAA-West	1st round (NCAA)
1992-93	7-20	(.259)	5-8	2-12	(1-8)	4-14 (.222)	10th		
1993-94	13-14	(.481)	9-6	4-8	(2-7)	6-12 (.333)	9th		
Coach: Jane Albright [(nine years—161-107 (.601); Big Ten Record 82-62 (.569); NCAA 2-5]									
1994-95	20-9	(.690)	11-1	9-8	(4-4)	11-5 (.688)	3rd	NCAA-Midwest	2nd round (NCAA)
1995-96	21-8	(.724)	10-2	11-6	(5-3)	12-4 (.750)	3rd	NCAA-Mideast	2nd round (NCAA)
1996-97	16-11	(.593)	9-3	7-8	(2-6)	8-8 (.500)	T6th		
1997-98	21-10	(.677)	11-1	10-9	(2-6)	9-7 (.562)	6th	NCAA-West	1st Round (NCAA)
1998-99	18-14	(.518)	15-3	3-11	(2-6)	9-7 (.562)	T4th		WNIT 2nd Place
1999-00	21-12	(.636)	12-4	6-7	(3-5)	8-8 (.500)	T5th		WNIT Champions
2000-01	18-10	(.643)	11-3	7-7	(5-3)	12-4 (.750)	T2nd	NCAA East	1st Round (NCAA)
2001-02	19-12	(.612)	10-3	9-9	(3-5)	8-8 (.500)	T8th	NCAA Midwest	1st Round (NCAA)
2002-03	7-21	(.250)	3-11	4-10	(3-5)	5-11 (.313)	T8th		

Program Record 29 years 395-403 (.495)

Big Ten Record 21 years 157-203 (.436)

Home Record 29 years 223-137 (.619)

* 1982-83 was the first season of Big Ten Round Robin Competition and the first season of NCAA affiliation. 1994-95 was the first year for the Big Ten Tournament which determines the automatic conference qualifier to the NCAA Championship. Regional competition was held from 1975-82, while national championships were directed by the Association of Intercollegiate Athletics for Women (AIAW) prior to sponsorship by the NCAA. NCAA Subregionals began in 1995.

2002-03 FINAL STATISTICS

Cumulative Statistics

Overall Record: 7-21; Non-Conference 2-10; Home 3-11; Away 4-10

#	Player	GP-GS	Min	Avg	TOTAL			3-PTS			REBOUNDS																	
					FG	FGA	Pct	3FG	FGA	Pct	FT	FTA	Pct	Off	Def	Tot	Avg	PF/FO	A	TO	Blk	Stl	Pts	Avg				
11-	Rich,Stephanie	28-28	1001	35.8	112	337	.332	48	147	.327	54	74	.730	21	90	111	4.0	59/2	86	96	23	69	326	11.6				
20-	Gebisa, Lello	28-19	766	27.4	113	239	.473	0	2	.000	55	79	.696	46	124	170	6.1	80/3	30	90	59	27	281	10.0				
44-	Ashbaugh, Emily	28-28	727	26.0	99	217	.456	0	0	.000	51	82	.622	52	105	157	5.6	101/5	48	73	36	29	249	8.9				
43-	Seeger, Kristi	25-17	690	27.6	84	159	.528	3	9	.333	27	38	.711	56	88	144	5.8	26/0	60	64	12	17	198	7.9				
14-	Joesphson, Ashely	21-16	593	28.2	57	146	.390	16	34	.471	30	32	.938	5	38	43	2.0	27/0	30	47	3	16	160	7.6				
25-	Gebisa, Ebba	28-25	791	28.3	73	145	.503	10	26	.385	48	60	.800	43	73	116	4.1	56/0	22	101	7	10	204	7.3				
22-	Hefte, Leah	16-2	243	15.2	19	59	.380	7	15	.467	8	10	.800	4	11	15	0.9	16/0	9	32	0	6	53	3.3				
23-	Wilson, Jordan	28-0	383	13.7	30	67	.448	0	0	.000	22	35	.629	30	38	68	2.4	26/0	20	32	4	13	82	2.9				
40-	Nicols, Shawna	26-5	448	17.2	20	57	.351	9	29	.310	12	22	.545	5	31	36	1.4	18/0	40	65	1	17	61	2.3				
12-	Simmons, Abby	2-0	2	1.0	0	0	.000	0	0	.000	3	4	.750	0	0	0	0.0	1/0	0	0	0	0	3	1.5				
35-	Bakke, Kjersten	8-0	60	7.5	0	5	.000	0	0	.000	3	4	.750	4	2	6	0.8	3/0	0	0	0	5	3	0.4				
34-	Nelson, Annie	9-0	39	4.3	1	5	.200	0	0	.000	0	1	.000	0	9	9	1.0	3/0	2	2	3	1	2	0.2				
02-	Liegel, Jessica	2-0	3	1.5	0	1	.000	0	0	.000	0	0	.000	0	0	0	0.0	0/0	0	0	0	1	0	0.0				
04-	Olson, Erin	1-0	0	0.0	0	0	.000	0	0	.000	0	0	.000	0	0	0	0.0	0/0	0	0	0	0	0	0.0				
TEAM														50	60	110	3.9	0	10									
Total		28	608 1428 .426				93 262 .355	313-441 .710	316 669 985 35.2 416/10	350 612 148 211 1622 57.9																		
Opponents		28	665 1630 .408				162 459 .353	313-446 .702	350 569 919 32.8 457/-	407 443 72 335 1805 64.5																		
SCORE BY PERIODS:		1st	2nd	OT	OT2	Total	DEADBALL REBOUNDS:			OFF	DEF	TOTAL																
Wisconsin		777	833	12	-	1622	Wisconsin			45	12	57																
Opponents		890	891	24	-	1805	Opponents			67	15	82																

Big Ten Conference Statistics

Big Ten Record: 5-11; T-8th place

##Player	GP-GS	Min	Avg	TOTAL			3-PTS			REBOUNDS										A	TO	Blk	Stl	Pts	Avg
				FG	FGA	Pct	3FG	FGA	Pct	FT	FTA	Pct	Off	Def	Tot	Avg	PF/FO								
11-Rich, Stephanie	16-16	596	37.2	66	180	.367	30	92	.326	40	54	.741	8	54	62	3.9	31/1	54	54	10	37	202	12.6		
20-Gebisa, Lello	16-15	457	28.6	69	146	.473	0	1	.000	25	45	.556	32	78	110	6.9	47/3	15	56	34	11	163	10.2		
44-Ashbaugh, Emily	16-16	412	25.8	55	122	.451	0	0	.000	30	51	.588	24	55	79	4.9	56/1	21	41	19	13	140	8.8		
25-Gebisa, Ebba	16-13	446	27.9	44	83	.530	8	20	.400	23	28	.821	19	38	57	3.6	34/0	7	58	5	6	119	7.4		
43-Seeger, Kristi	15-8	393	26.2	46	88	.523	2	7	.286	14	20	.700	28	52	80	5.3	12/0	30	28	8	10	108	7.2		
14- Josephson, Ashley	9-6	216	24.0	21	56	.375	4	9	.444	6	6	1.000	2	17	19	2.1	9/0	13	15	2	9	52	5.8		
23-Wilson, Jordan	16-0	239	14.9	17	36	.472	0	0	.000	11	19	.579	17	23	40	2.5	14/0	15	21	3	8	45	2.8		
40-Nicols, Shawna	16-5	323	20.2	15	42	.357	6	19	.316	7	14	.500	2	20	22	1.4	14/0	30	45	1	7	43	2.7		
22-Hefte, Leah	11-1	134	12.2	6	22	.273	2	8	.250	3	4	.750	3	7	10	0.9	7/0	6	19	0	5	17	1.5		
35-Bakke, Kjersten	6-0	59	9.8	0	4	.000	0	0	.000	0	1	.000	0	5	5	0.8	2/0	1	1	2	0	2	0.3		
02-Jessica Liegel	1-0	1	1.0	0	1	.000	0	0	.000	0	0	.000	0	0	0	0.0	0/0	0	0	0	0	0	0.0		
12-Simmons, Abby	1-0	0	0.0	0	0	.000	0	0	.000	0	0	.000	0	0	0	0.0	0/0	0	0	0	0	0	0.0		
TEAM													18	33	51	3.2	0		6						
Total	16	3300		340	783	.434	52	156	.333	162	246	.659	157	384	541	33.8	229/5	195	344	84		111	894	55.9	
Opponents	16	3300		383	937	.409	84	263	.	319	174	.253	.688	199	330	529	33.1	260/-	242	227	38		201	1024	64.0
SCORE BY PERIODS:	1st	2nd	OT	OT2	Total	DEADBALL			REBOUNDS:			OFF	DEF	TOTAL											
Wisconsin	444	450	-	-	894	Wisconsin						29	8	37											
Opponents	527	497	-	-	1024	Opponents						42	11	53											

2002-03 INDIVIDUAL SUPERLATIVES

Wisconsin Player Highs

Points	24 by Rich vs. Indiana, 1/24/03
FG Made	10 by LGebisa vs PSU, 1/2/03 & Ashbaugh vs. OSU
FG ATTEMPTS	19 by LGebisa by PENN STATE, 1/2/03
FG % (5 made)	1.00 by E Gebisa (7-7) vs. Penn State, 3/2/03
3-PT GOALS MADE	6 by Rich vs. Washington, 12/2/02
3-PT GOALS ATT.	11 by Rich vs. MICHIGAN STATE, 2/6/03
3-PT % (2 made)	1.00 seven times by Josephson, Hefte, EGebisa
FREE THROWS	9 by Ashbaugh vs. PUR, 1/9/03 & Rich vs. NU 1/30
FREE THROW ATT.	11 by Ashbaugh vs. PURDUE, 1/9/03
FREE THROW %	1.00 by LGebisa (8-8, 5-5, 4-4); Rich (6-6, 4-4, 5-5); Ashbaugh 5-5; several others were perfect 4-4, 3-3
REBOUNDS	12 by Ashbaugh twice & LGebisa 1/19
ASSISTS	6 by Seeger, 12/14/02 & Rich vs. PSU 1/2, IA 1/21
STEALS	5 by Rich five times and Nicols vs. Arizona
BLOCKS	7 by LGebisa vs. OSU, 1/16/03
TURNOVERS	9 by Seeger vs. Pepperdine, 11/30/02 & by E Gebisa vs. Illinois, 1/12/03
FOULS	5 several times by three different players

Opponent Player Highs

POINTS	35 by Mazzante, Penn State, 3/2/03
FG MADE	13 by Mazzante, Penn State, 3/2/03
FG ATTEMPTS	24 by Bowie, BALL STATE, 12/5/02
FG % (5 made)	.769 by Payne, Washington, 12/2/02 (10-13)
3 PT GOALS MADE	7 by Matter, OSU, 1/16/03
3 PT GOALS ATT.	13 by Matter, OSU, 1/16/03
3 PT % (2 made)	1.00 by Loiselle, UWGB, 11/24/02 (4-4)
FREE THROWS	1.00 by Dudly, UWGB (2-2); Kieger, Marq. (3-3)
FREE THROW ATT.	13 by Bennett, Drake, 12/14/02 (13-16)
FREE THROW %	16 by Bennett, Drake, 12/14/02 (13-16)
REBOUNDS	1.00 by Loiselle, UWGB, 11/24/02 (6-6) and several others (4-4)
ASSISTS	17 by Hawkins, IU, 3/6/03
STEALS	9 by Jess Strom, PSU, 1/2/03
BLOCKS	6 by Whalen, Minnesota, 2/27/03
TURNOVERS	4 by Turner, OSU, 1/16/03
FOULS	8 by Dawkins, IU, 3/6/03
	5 by seven others

Wisconsin Record When (Record 7-21) . . .

Wisconsin plays at home	3-11	UW scores less than 50 points	0-6
Wisconsin plays away	3-9	Opponent scores 70 or less points	7-10
Wisconsin plays at neutral site	1-1	Shoot better from the field than opponent	6-9
Last 5 games	0-5	Shoot worse from the field than opponent	1-12
Last 10 games	3-7	UW shoots 50% or better from field	2-2
Longest win streak	2	Opponent shoots 50% or better from field	0-5
Longest losing streak	7	Opponent shoots less than 50% from field	7-16
Wisconsin vs. nationally ranked opponents (AP)	0-6	Opponent shoots 40% or less from field	4-8
Wisconsin vs. Big Ten (final regular season T8th)	5-11	Opponent shoots 30% or less from field	1-0
Big Ten Road Record	3-5	UW shoots more free throws than opponent	6-8
UW outrebounds opponent	4-6	UW commits less turnovers than opponent	2-3
Opponent outrebounds UW	2-15	UW commits more turnovers than opponent	5-18
UW and Opponent Rebounds the Same	1-0	UW commits the same number of turnovers	0-0
UW's bench outscores opponents' bench	4-8	Wisconsin plays on Sunday	2-9
UW leads at halftime	4-3	Wisconsin plays on Monday	0-2
UW trails at halftime	2-16	Wisconsin plays on Tuesday	1-1
UW tied at halftime	1-2	Wisconsin plays on Wednesday	0-0
Most UW Points at Half (Ball State)	42	Wisconsin plays on Thursday	2-7
Fewest UW Points at Half (Ohio State)	17	Wisconsin plays on Friday	2-1
Greatest halftime lead (Northwestern)	16	Wisconsin plays on Saturday	0-2
Greatest halftime deficit (Penn State)	25	Day Games	2-10
Greatest winning margin (EIU)	26	Night Games	5-13
Greatest losing margin (Penn State)	31	Television Games (Fox Net, ESPN)	0-8
OVERTIME Games	0-2		
UW scores 90 or more points		Games are Decided by:	
UW scores 80-89 points	0-1	Five points or less	0-5
UW scores 70-79 points	1-0	Six to 10 points	3-4
UW scores 60-69 points	4-4	More than 10 points	4-12
UW scores 50-59 points	2-10		

2002-03 STATS-AT-A-GLANCE

■ **Points**

326 Stephanie Rich, Jr., 11.6 avg.
 281 Lello Gebisa, Jr., 10.0 avg.
 249 Emily Ashbaugh, Jr., 8.9 avg.

■ **Field Goals**

113 Lello Gebisa
 112 Stephanie Rich
 99 Emily Ashbaugh

■ **Field Goal Attempts**

337 Stephanie Rich
 239 Lello Gebisa
 217 Emily Ashbaugh

■ **FG Pct. (200 atts.)**

.473 Lello Gebisa (113-239)
 .456 Emily Ashbaugh (99-217)
 .332 Stephanie Rich (112-337)

■ **Free Throws**

55 Lello Gebisa
 54 Stephanie Rich

■ **Free Throw Attempts**

82 Emily Ashbaugh
 79 Lello Gebisa

■ **Free Throw Pct. (50 atts.)**

.800 Ebba Gebisa (48-60)
 .730 Stephanie Rich (54-74)

■ **Three-Point Goals**

48 Stephanie Rich
 16 Ashley Josephson
 10 Ebba Gebisa

■ **Three-Point Attempts**

147 Stephanie Rich
 34 Ashley Josephson
 29 Shawna Nicols

■ **Three-Point Pct (40 atts.)**

.327 Stephanie Rich (48-147)

■ **Rebounds**

170 Lello Gebisa, Jr., 6.1 avg.
 157 Emily Ashbaugh, Jr., 5.6 avg.
 144 Krisit Seeger, Sr., 5.8 avg.

■ **Assists**

86 Stephanie Rich, Jr., 3.1 avg.
 60 Krisit Seeger, Sr., 2.1 avg.
 48 Emily Ashbaugh, Jr., 1.7 avg.

■ **Steals**

69 Stephanie Rich, Jr., 2.5 avg.
 29 Emily Ashbaugh, Jr., 1.0 avg.

■ **Blocked Shots**

59 Lello Gebisa, Jr., 2.1 avg.
 36 Emily Ashbaugh, Jr., 1.4 avg.

2002-03 Individual Game-By-Game Statistics

(Points-Rebounds-Assists)

	#2	#4	#11	#12	#14	#20	#22	#23	#25	#34	#35	#40	#43	#44
	Liegel	Olson	Rich	Simmons	Josephson	L. Gebisa	Hefte	Wilson	E. Gebisa	Nelson	Bakke	Nicols	Seeger	Ashbaugh
Nothorn Illinois	DNP	DNP	0-4-1	DNP	8-1-1	8-9-1	11-1-0	2-2-0	4-6-1	DNP	DNP	DNP	10-7-2	4-6-2
UW-GREEN BAY	DNP	DNP	7-1-3	DNP	6-2-0	6-5-2	7-1-0	5-2-0	9-8-1	DNP	DNP	DNP	8-6-3	4-4-1
Texas-Arlington	DNP	DNP	9-2-1	DNP	8-1-1	6-7-1	DNP	4-2-0	4-1-0	DNP	DNP	1-2-1	13-5-3	13-7-5
Pepperdine	DNP	DNP	11-5-3	DNP	7-4-2	6-4-1	DNP	4-2-1	14-9-0	DNP	DNP	0-1-0	12-11-2	13-12-0
Washington	DNP	DNP	20-6-3	DNP	13-1-4	12-3-2	DNP	2-0-0	6-0-2	DNP	DNP	3-2-1	2-3-3	11-7-1
BALL STATE	DNP	DNP	9-6-3	DNP	17-1-2	7-2-2	DNP	4-5-2	11-4-1	DNP	DNP	5-2-2	11-3-4	17-5-5
EASTERN ILLINOIS	0-0-0	0-0-0	14-4-3	3-0-0	9-3-1	11-5-0	DNP	8-3-1	6-8-2	0-2-1	0-0-0	2-3-2	12-7-2	13-12-4
Drake	DNP	DNP	15-3-1	DNP	8-4-0	4-4-1	DNP	0-3-0	6-3-2	0-1-0	DNP	2-1-1	8-11-6	6-3-1
SAN FRANCISCO	DNP	DNP	11-4-2	DNP	11-3-1	18-10-1	10-1-1	2-1-1	12-9-2	DNP	DNP	0-0-1	DNP	3-9-4
#16 PENN STATE	DNP	DNP	6-2-6	DNP	9-2-1	23-11-1	0-1-1	3-2-1	4-2-0	0-1-0	DNP	0-0-0	DNP	10-3-5
MARQUETTE	DNP	DNP	11-4-5	DNP	11-2-3	11-5-1	8-1-2	3-4-0	2-1-1	0-1-0	DNP	3-2-2	DNP	5-5-0
#7 PURDUE	DNP	DNP	12-4-2	DNP	6-2-1	5-4-2	0-0-1	4-3-0	7-7-0	0-0-0	DNP	0-1-1	0-0-0	19-4-3
Illinois	DNP	DNP	9-5-2	DNP	8-4-4	9-6-1	DNP	4-3-0	14-9-0	2-0-1	1-1-0	2-2-0	2-4-1	5-3-0
OHIO STATE	DNP	DNP	2-3-3	DNP	0-1-0	8-10-0	DNP	0-1-2	2-4-2	0-0-0	DNP	7-0-2	0-1-1	23-7-0
ILLINOIS	DNP	DNP	14-0-3	DNP	DNP	12-12-1	DNP	4-5-1	4-0-0	DNP	0-3-2	9-6-5	16-11-0	10-6-0
Iowa	DNP	DNP	12-7-6	DNP	11-3-0	8-5-0	DNP	0-0-0	12-5-1	DNP	0-0-0	2-1-3	7-4-2	8-4-0
Indiana	DNP	DNP	24-7-1	DNP	6-5-2	19-9-1	0-0-1	4-3-0	4-1-1	DNP	DNP	0-0-0	9-4-2	3-7-2
#19 ARIZONA	DNP	DNP	12-5-4	DNP	10-1-2	6-3-1	DNP	3-3-0	5-2-1	DNP	0-0-0	2-1-0	6-4-2	11-5-1
Northwestern	DNP	DNP	19-5-5	DNP	DNP	3-5-1	5-2-1	0-0-2	20-7-0	DNP	DNP	0-3-3	4-5-4	15-6-1
MICHIGAN	DNP	DNP	12-3-3	DNP	DNP	16-8-1	0-0-1	3-3-4	13-2-1	DNP	DNP	8-2-3	8-8-5	8-4-2
MICHIGAN STATE	DNP	DNP	16-4-1	DNP	DNP	11-5-0	2-2-1	4-3-2	2-3-0	0-0-0	2-2-1	0-0-0	6-7-3	0-4-3
#25 Ohio State	DNP	DNP	8-2-5	DNP	DNP	2-1-1	0-2-0	4-6-0	6-2-1	DNP	DNP	0-2-1	9-6-2	11-6-0
Michigan	DNP	DNP	10-6-3	DNP	DNP	6-8-1	5-1-0	7-3-1	3-0-0	DNP	DNP	5-3-1	15-8-4	7-3-0
INDIANA	DNP	DNP	10-5-4	DNP	DNP	14-10-1	DNP	4-4-1	4-2-0	DNP	DNP	3-2-3	4-4-0	9-10-1
IOWA	0-0-0	DNP	21-2-1	0-0-0	2-0-1	10-12	2-1-0	0-2-1	2-2-0	DNP	DNP	1-0-5	16-9-4	5-6-2
#13 Minnesota	DNP	DNP	14-1-5	DNP	2-0-2	11-10-2	2-0-0	4-2-0	5-4-0	0-4-0	0-0-0	2-0-2	10-7-1	3-2-0
#15 Penn State	DNP	DNP	13-6-4	DNP	8-2-2	6-5-1	1-1-1	0-0-0	17-7-1	DNP	0-0-0	4-0-1	2-2-1	4-4-2
Indiana University	DNP	DNP	5-5-3	DNP	0-1-0	23-3-2	0-1-0	0-1-0	6-8-2	DNP	DNP	0-0-0	8-7-3	9-3-3

Home games indicated in CAPS; * indicates USA Today ranking; # indicates AP ranking

2002-03 SCHEDULE & GAME-BY-GAME REVIEW

Records: 7-21, 5-11 Big Ten; 3-11 Home; 3-9 Away; 1-1 Neutral

(Home Attendance: 93,458/14 = 6,676)

Date	Opponent	FG-FGA	%	3 Pt.	%	FT-FTA	%	Reb	PF/D	A	TO	Blk	Stl	Pts.	Record
11/22	at Northern Illinois	18-55	.327	3-12	.250	10-12	.833	38	19/0	7	19	5	9	49	1-0
	UW	14-54	.259	1-4	.250	18-24	.750	45	12/0	8	20	7	6	47	0-1
11/24	UW-GREEN BAY	24-52	.462	11-18	.611	18-19	.947	25	12/0	16	11	1	12	77	1-1
	UW (6,221)	23-50	.460	2-10	.200	4-6	.667	32	15/0	10	24	5	3	52	0-2
11/29	vs. UTexas-Arlington	20-56	.357	1-9	.111	8-10	.800	30	20/1	6	23	1	11	49	1-2
	UW	24-46	.522	0-2	.000	10-18	.556	30	13/0	12	24	4	3	58	1-2
11/30	at Pepperdine	28-70	.400	6-18	.333	14-24	.583	28	19/0	11	16	4	16	76	2-2
	UW	23-61	.377	3-9	.333	18-20	.900	59	19/0	9	37	2	6	67	1-3
12/2	at Washington	28-57	.491	10-25	.400	15-17	.882	28	13/0	19	15	1	14	81	4-1
	UW	27-48	.563	10-12	.833	5-7	.714	25	17/0	16	25	3	9	69	1-4
12/5	BALL STATE	30-61	.492	13-22	.591	9-11	.818	31	11/0	23	18	1	6	82	4-2
	UW (5,780)	35-64	.547	4-7	.571	7-11	.636	30	13/0	21	14	5	13	81	1-5
12/10	EASTERN ILLINOIS	22-53	.385	4-11	.364	4-8	.500	24	20/0	17	21	5	10	52	1-6
	UW (5,303)	25-65	.547	3-11	.273	25-27	.926	50	10/0	16	17	6	13	78	2-5
12/14	at Drake	16-51	.314	2-19	.105	25-34	.735	30	19/0	7	17	3	10	59	5-3
	UW	17-45	.378	2-7	.286	13-19	.684	40	25/1	12	27	5	9	49	2-6
2/30	SAN FRANCISCO	27-70	.386	7-21	.333	9-15	.600	41	21/1	16	19	1	17	70	3-9
	UW (6,453)	22-56	.393	7-11	.636	16-20	.800	40	13/1	13	25	7	7	67	2-7
1/2	No. 15 PENN STATE	33-62	.532	8-20	.400	12-15	.800	39	13/0	20	9	3	5	86	10-2
	UW (6,019)	23-60	.383	3-12	.250	6-11	.545	30	13/0	14	16	3	3	55	2-8
1/5	MARQUETTE	28-56	.500	8-11	.727	8-16	.500	34	15/0	17	14	5	8	72	8-3
	UW (6,572)	19-48	.396	4-12	.333	12-16	.750	28	19/1	14	18	5	7	54	2-9
1/9	No. 7 PURDUE	22-52	.423	0-10	.000	15-20	.750	30	18/0	11	15	3	13	59	12-2
	UW (6,073)	19-39	.487	1-4	.250	14-21	.667	26	17/0	10	22	4	8	53	2-10
1/12	at Illinois	27-75	.325	3-19	.158	16-19	.842	44	16/0	14	17	1	21	73	11-3
	UW	24-57	.467	2-6	.333	6-14	.429	41	15/1	9	30	7	7	56	2-11
1/16	OHIO STATE	23-60	.383	8-19	.421	3-4	.750	34	10/0	14	13	4	17	57	12-3
	UW (5,946)	17-46	.370	1-10	.100	7-9	.778	33	5/0	10	23	10	6	42	2-12
1/19	ILLINOIS	22-54	.407	7-17	.412	8-15	.533	21	20/0	14	16	3	16	59	11-4
	UW (7,778)	26-55	.473	4-10	.400	13-18	.722	45	15/0	12	21	2	12	69	3-12
1/21	at Iowa	28-65	.431	6-14	.429	15-22	.682	38	21/1	17	13	4	14	77	10-5
	UW	24-50	.480	3-13	.231	9-18	.500	36	20/1	12	22	8	8	60	3-13
1/24	at Indiana	21-67	.313	5-17	.294	11-25	.440	36	20/1	8	10	2	11	58	9-7
	UW	21-45	.467	4-7	.571	23-28	.821	42	15/0	10	22	8	1	69	4-13
1/26	No. 19 ARIZONA	24-57	.421	6-15	.400	8-13	.615	41	14/1	14	22	2	11	62	13-5
	UW (6,254)	17-53	.321	4-14	.286	17-17	1.000	31	15/1	11	20	5	14	55	4-14
1/30	at Northwestern	17-49	.347	7-20	.350	8-10	.800	27	15/1	14	18	2	10	49	6-14
	UW	23-50	.460	5-12	.417	15-19	.789	35	16/1	17	14	3	11	66	5-14
2/2	MICHIGAN	22-59	.373	5-18	.278	7-12	.583	33	21/1	17	14	2	11	56	11-8
	UW (9,442)	23-43	.535	7-11	.636	15-21	.714	32	13/0	20	18	4	6	68	6-14
2/6	MICHIGAN STATE	22-56	.393	6-17	.353	8-12	.667	36	16/0	17	14	0	8	58	13-7
	UW (6,721)	16-47	.340	4-16	.250	7-15	.467	33	14/1	11	20	10	6	43	6-15
2/9	at No. 25 Ohio State	26-51	.510	6-17	.353	5-6	.833	27	10/0	18	19	1	14	63	17-5
	UW	17-47	.362	2-17	.118	4-8	.500	28	9/0	9	26	1	4	40	6-16
2/13	at Michigan	19-64	.297	2-10	.200	12-20	.600	39	17/0	9	11	4	12	52	11-11
	UW	23-45	.511	4-10	.400	8-14	.571	35	15/0	10	19	4	3	58	7-16
2/16	INDIANA	18-49	.367	5-13	.385	8-11	.727	25	17/0	10	14	0	13	49	11-11
	UW (7,170)	17-48	.354	2-7	.286	12-16	.750	42	14/0	10	21	8	8	48	7-17
2/23	IOWA	28-52	.538	5-13	.385	15-21	.714	33	17/0	21	15	7	9	76	14-11
	UW (7,726)	25-56	.446	3-7	.429	6-11	.545	24	15/0	16	17	4	11	59	7-18
2/27	at No. 13 Minnesota	26-59	.441	2-17	.118	22-28	.786	37	16/0	18	16	1	13	76	22-4
	UW	20-50	.400	1-4	.250	12-16	.750	32	20/0	12	26	5	8	53	7-19
3/1	at No. 15 Penn State	29-63	.433	9-22	.409	9-13	.692	30	13/0	20	13	0	14	76	23-7
	UW	22-45	.489	6-10	.600	5-7	.714	27	13/0	13	27	3	9	55	7-20
3/6	at Big Ten vs. Indiana	17-55	.309	7-15	.467	11-14	.786	40	14/1	12	21	5	10	52	13-14
	UW	22-55	.400	1-7	.143	6-10	.600	34	17/1	13	17	10	10	51	7-21

2002-03 TEAM & OPPONENT HIGHS/LOWS

■ Wisconsin Highs

POINTS	81 vs. BALL STATE, 12/5/02
FG MADE	35 vs. BALL STATE, 12/5/02
FG ATTEMPTS	65 vs. EIU, 12/10/02
FG %	.563 vs. Washington, 12/2/02
3-PT GOALS MADE	10 vs. Washington, 12/2/02
3-PT GOALS ATT.	17 vs. Ohio State, 2/9/03
3-PT %	** .833 vs. Washington, 12/2/02 (10-12)
FREE THROWS MADE	25 vs. EASTERN ILLINOIS, 12/10/02
FREE THROW ATT.	28 vs. Indiana, 1/24/03
FREE THROW %	* 1.00 vs. ARIZONA (17-17), 1/26/03
REBOUNDS	59 vs. Pepperdine, 11/30/02
ASSISTS	21 vs. BALL STATE, 12/5/02
STEALS	14 vs. ARIZONA, 1/26/03
BLOCKS	10 vs. OSU, 1/16/03 & MSU, 2/6/03 vs. IU 3/6
TURNOVERS	37 vs. Pepperdine, 11/30/02
FOULS	25 vs. Drake, 12/14/02

■ Wisconsin Lows

POINTS	40 vs. Ohio State, 2/9/03
FG MADE	14 vs. NIU, 11/22/02
FG ATTEMPTS	* 39 vs. PURDUE, 1/9/03
FG %	.259 vs. NIU, 11/22/02 (14-54)
3-PT GOALS MADE	0 vs. UTA, 11/29/03
3-PT GOALS ATT.	2 vs. UTA, 11/29/03
3-PT %	.000 vs. UTA, 11/29/03 (0-2)
FREE THROWS MADE	4 vs. UWGB, 11/24/02 and vs. Ohio State, 2/9/03
FREE THROW ATT.	6 vs. UWGB, 11/24/02
FREE THROW %	.429 vs. Illinois, 1/12/03 (6-14)
REBOUNDS	24 vs. IOWA, 2/23/03
ASSISTS	8 vs. NIU, 11/22/02
STEALS	1 vs. Indiana, 1/24/03
BLOCKS	1 vs. Ohio State, 2/9/03
TURNOVERS	14 vs. BALL STATE, 12/5/02 & vs. NU, 1/30/03
FOULS	5 vs. OHIO STATE, 1/16/03

■ Opponent Highs

POINTS	86 by PENN STATE, 1/2/03
FG MADE	33 by PENN STATE, 1/2/03
FG ATTEMPTS	75 by Illinois, 1/12/03
FG %	.538 BY IOWA, 2/23/03
3-PT GOALS MADE	13 by BALL STATE, 12/5/02
3-PT GOALS ATT.	25 by Washington, 12/2/02
3-PT %	.727 by MARQUETTE, 1/5/03 (8-11)
FREE THROWS MADE	25 by Drake, 12/14/02
FREE THROW ATT.	34 by Drake, 12/14/02
FREE THROW %	.947 by UWGB, 11/24/02
REBOUNDS	44 by Illinois, 1/12/03
ASSISTS	23 by BALL STATE, 12/5/02
STEALS	21 by Illinois, 1/12/03
BLOCKS	7 BY IOWA, 2/23/03
TURNOVERS	23 vs. UTA, 11/29/02
FOULS	21 by three teams

■ Opponent Lows

POINTS	49 by NIU, 11/22/02; UTA, 11/29/02 and Northwestern, 1/30
FG MADE	16 by Drake, 12/14/02
FG ATTEMPTS	49 by NU, 1/30/03 and INDIANA, 2/16/03
FG %	.297 by Michigan, 2/13/03 (19-64)
3-PT GOALS MADE	0 by PURDUE, 1/9/03
3-PT GOALS ATT.	9 vs. UTA, 11/29/02
3-PT %	.000 by PURDUE, 1/9/03 (0-10)
FREE THROWS MADE	3 by OSU, 1/16/03
FREE THROW ATT.	4 by OSU, 1/16/03
FREE THROW %	.440 by Indiana (11-25), 1/24/03
REBOUNDS	21 by ILLINOIS, 1/19/03
ASSISTS	6 vs. UTA, 11/29/02
STEALS	5 by PENN STATE, 1/2/03
BLOCKS	0 by MICHIGAN STATE, 2/6/03 & IND 2/16/03
TURNOVERS	9 by PENN STATE, 1/2/03
FOULS	10 by Ohio State, 1/16/03 and 2/9/03

*ties school record; **sets school record

Capitals Indicate Home Games
+ Indicates Sets or Ties School Record

2002-03 WISCONSIN BOX SCORES

I

Wisconsin 47, Northern Illinois 49
November 22, 2002
Convocation Center, DeKalb, Ill.Official Basketball Box Score -- GAME TOTALS -- FINAL STATISTICS
Wisconsin vs. Northern Illinois 11-22-02 7:05 p.m. at DeKalb, Ill. (Convocation Center)
VISITORS: Wisconsin 0-1, 0-0

#	Player Name	TOT-FG		3-PT		REBOUNDS		OF	DE	TOT	PF	TP	A	TO	BLK	S	MIN
		FG-FGA	FG-FGA	FT-FTA	FT-FTA	OF	DE										
25	Gebisa, Ebba..... f	0-3	0-0	4-4	4-4	2	6	3	4	1	1	0	1	0	1	32	
44	Ashbaugh, Emily..... f	2-9	0-0	0-4	0-4	2	6	2	4	2	2	3	1	23			
20	Gebisa, Lello..... c	2-9	0-0	4-4	4-4	2	7	3	8	1	4	1	3	1	31		
11	Rich, Stephanie..... g	0-12	0-2	0-0	0-0	2	2	4	1	0	1	2	0	1	22		
43	Seeger, Kristi..... g	3-8	0-0	4-5	4-5	4	3	7	0	10	2	2	0	0	36		
14	Josephson, Ashley.... g	2-6	0-1	4-5	0	1	1	1	8	1	6	0	2	31			
22	Hefte, Leah..... g	5-7	1-1	0-0	0	1	1	2	11	0	3	0	0	23			
23	Wilson, Jordan..... g	0-0	0-0	2-2	2-2	1	1	2	0	2	0	0	0	0	2		
TEAM.....						5		4		9							
Totals.....		14-54		1-4		18-24		20		25		45		12		47	
TOTAL FG% 1st Half: 7-30		23.3%		2nd Half: 7-24		29.2%		Game: 25.9%		DEADB							
3-Pt. FG% 1st Half: 0-3		0.0%		2nd Half: 1-1		100%		Game: 25.0%		REBS							
F Throw % 1st Half: 8-13		61.5%		2nd Half: 10-11		90.9%		Game: 75.0%		1							

HOME TEAM: Northern Illinois 1-0

#	Player Name	TOT-FG		3-PT		REBOUNDS		OF	DE	TOT	PF	TP	A	TO	BLK	S	MIN
		FG-FGA	FG-FGA	FT-FTA	FT-FTA	OF	DE										
15	Youngblood, Jennifer f	7-11	1-1	4-4	4-4	2	7	9	3	19	0	0	0	1	39		
22	Boeding, Kim..... f	4-8	1-1	2-2	2-2	5	7	4	4	11	0	4	2	0	23		
33	Smith, Stephanie..... f	1-4	0-2	0-0	0-0	0	3	3	2	2	4	0	1	21			
20	Knake, Kristan..... g	3-12	0-3	2-4	2-4	4	6	4	8	1	3	2	2	33			
25	Davis, Monique..... g	2-10	0-2	0-0	0-0	1	2	3	2	4	0	3	0	4	28		
00	Williamson, Keishonda	0-0	0-0	0-0	0-0	0	0	0	0	0	0	0	0	0	1		
03	Uptmor, Jennifer.....	0-1	0-0	2-2	2-2	0	1	1	2	2	0	3	1	0	19		
10	Sillar, Rachel.....	0-0	0-0	0-0	0-0	1	0	1	1	0	2	0	0	1	12		
24	Verdegan, Alyssa.....	0-0	0-0	0-0	0-0	0	0	0	0	0	0	0	0	0	3		
35	Secrest, Lindsay.....	1-9	1-3	0-0	0-0	0	1	1	1	3	2	2	0	0	21		
TEAM.....						4		3		7							
Totals.....		18-55		3-12		10-12		13		25		38		19		49	
TOTAL FG% 1st Half: 11-26		42.3%		2nd Half: 7-29		24.1%		Game: 25.9%		DEADB							
3-Pt. FG% 1st Half: 2-5		40.0%		2nd Half: 1-7		14.3%		Game: 25.0%		REBS							
F Throw % 1st Half: 5-7		71.4%		2nd Half: 5-5		100%		Game: 83.3%		1							

Officials: Tim Gebhardt, Dennis Mayer, Kim Thebo
Technical fouls: Wisconsin-None. Northern Illinois-None.
Attendance: 3079

Score by Periods		1st	2nd	Total
Wisconsin.....		22	25	47
Northern Illinois.....		29	20	49

First official game in new Convocation Center.

3

Wisconsin 58, Texas-Arlington 49
November 29, 2002
Firestone Fieldhouse, Malibu, Calif.Official Basketball Box Score -- GAME TOTALS -- FINAL STATISTICS
Wisconsin vs. Texas-Arlington 11-29-02 7:30 p.m. at Malibu, Calif. (Firestone Fieldhouse)
VISITORS: Wisconsin 1-2, 0-0

#	Player Name	TOT-FG		3-PT		REBOUNDS		OF	DE	TOT	PF	TP	A	TO	BLK	S	MIN
		FG-FGA	FG-FGA	FT-FTA	FT-FTA	OF	DE										
25	Gebisa, Ebba..... f	1-3	0-0	2-3	2-3	0	1	1	1	4	0	3	0	0	28		
43	Seeger, Kristi..... f	6-7	0-0	1-2	1-2	1	4	5	1	13	3	7	0	1	31		
44	Ashbaugh, Emily..... c	6-12	0-0	1-2	1-2	4	3	7	4	13	5	2	2	0	22		
11	Rich, Stephanie..... g	4-12	0-2	1-2	1-2	2	0	2	1	9	1	1	1	0	34		
14	Josephson, Ashley.... g	3-4	0-0	2-2	2-2	0	1	1	2	8	1	3	0	0	26		
20	Gebisa, Lello..... c	2-5	0-0	2-4	2-4	1	6	7	3	6	1	6	1	1	25		
23	Wilson, Jordan..... g	2-3	0-0	0-0	0-0	1	1	2	0	4	0	0	0	1	13		
40	Nicola, Shawna.....	0-0	0-0	1-3	1-3	0	2	2	0	1	2	0	0	0	18		
TEAM.....						1		2		3							
Totals.....		24-46		0-2		10-18		10		20		30		12		58	
TOTAL FG% 1st Half: 10-21		47.6%		2nd Half: 14-25		56.0%		Game: 52.2%		DEADB							
3-Pt. FG% 1st Half: 0-2		0.0%		2nd Half: 0-0		0.0%		Game: 0.0%		REBS							
F Throw % 1st Half: 1-5		20.0%		2nd Half: 9-13		69.2%		Game: 55.6%		4							

HOME TEAM: Texas-Arlington 1-2

#	Player Name	TOT-FG		3-PT		REBOUNDS		OF	DE	TOT	PF	TP	A	TO	BLK	S	MIN
		FG-FGA	FG-FGA	FT-FTA	FT-FTA	OF	DE										
33	Ogunoye, Rola..... f	8-16	0-0	0-0	0-0	2	1	3	0	16	1	3	0	0	26		
34	Brown, Temecika..... f	1-8	0-2	0-0	0-0	1	0	1	3	2	0	4	1	0	21		
20	Johnson, Sheena..... c	1-3	0-0	0-0	0-0	3	6	5	2	1	4	0	2	30			
14	Buchanan, Krystal..... g	1-5	0-1	0-0	0-0	1	1	3	2	1	3	0	2	28			
22	Reagan, Chondra..... g	7-12	0-1	2-2	2-2	1	2	3	3	16	0	1	0	4	33		
04	Yokum, Shayne.....	0-0	0-0	0-0	0-0	0	0	0	0	0	0	0	0	0	5		
10	Hawkins, KaShayla....	0-0	0-0	0-0	0-0	0	1	1	0	0	1	1	0	0	7		
11	Fairley, Melissa.....	1-5	0-1	5-6	5-6	2	2	4	3	7	0	3	0	1	18		
23	Rumph, Kendra.....	0-1	0-0	0-0	0-0	0	1	1	2	0	1	1	0	0	11		
24	Lewis, LaToya.....	1-6	1-4	1-2	1-2	2	1	3	1	4	1	3	0	2	21		
TEAM.....						6		1		7							
Totals.....		20-56		1-9		8-10		17		13		30		20		49	
TOTAL FG% 1st Half: 10-28		35.7%		2nd Half: 10-28		35.7%		Game: 35.7%		DEADB							
3-Pt. FG% 1st Half: 0-5		0.0%		2nd Half: 1-4		25.0%		Game: 11.1%		REBS							
F Throw % 1st Half: 4-4		100%		2nd Half: 4-6		66.7%		Game: 80.0%		1							

Officials: Connie Perkins, Lucy Banuelos, Norma Leibfried
Technical fouls: Wisconsin-None. Texas-Arlington-None.
Attendance: 47

Score by Periods		1st	2nd	Total
University of Wisconsin.....		21	37	58
Texas-Arlington.....		24	25	49

1st round Pepperdine Thanksgiving Classic

2

Wisconsin 52, UW-Green Bay 77
November 24, 2002
Kohl Center, Madison, Wis.

5

Wisconsin 69, Washington 81

December 2, 2002

Bank of America Arena, Seattle, Wash.

Official Basketball Box Score -- GAME TOTALS -- FINAL STATISTICS

Wisconsin vs. Washington 12-02-02 7:00 p.m. at Seattle, Wash. (Bank of American Arena)

VISITORS: Wisconsin 1-4, 0-0

#	Player Name	TOT-FG		3-PT		REBOUNDS		PF	TP	A	TO	BLK	S	MIN
		FG-FGA	FG-FGA	FT-FTA	FT-FTA	OF	DE							
25	Gebisa, Ebba.....	f	2-3	0-0	2-2	0	0	0	3	6	2	2	0	24
43	Seeger, Kristi.....	f	1-3	0-0	0-0	0	3	3	1	2	3	6	0	1
44	Ashbaugh, Emily.....	c	5-9	0-0	1-2	5	2	7	4	11	1	4	1	2
11	Rich, Stephanie.....	g	7-14	6-8	0-0	2	4	6	3	20	3	4	0	5
14	Josephson, Ashley...	g	5-9	3-3	0-0	0	1	1	2	13	4	3	0	3
20	Gebisa, Lello.....	g	5-7	0-0	2-2	0	3	3	2	12	2	4	2	1
23	Wilson, Jordan.....	g	1-2	0-0	0-0	0	0	0	2	2	0	1	0	0
40	Nicols, Shawna.....	g	1-1	1-1	0-1	0	2	2	0	3	1	1	0	10
TEAM.....						1	2	3						
Totals.....		27-48	10-12	5-7	8	17	25	17	69	16	25	3	9	200
TOTAL FG% 1st Half: 12-22		54.5%	2nd Half: 15-26		57.7%	Game: 56.3%		DEADB						
3-Pt. FG% 1st Half: 3-4		75.0%	2nd Half: 7-8		87.5%	Game: 83.3%		REBS						
F Throw % 1st Half: 3-5		60.0%	2nd Half: 2-2		100%	Game: 71.4%		0,1						

HOME TEAM: Washington 4-1

#	Player Name	TOT-FG		3-PT		REBOUNDS		PF	TP	A	TO	BLK	S	MIN
		FG-FGA	FG-FGA	FT-FTA	FT-FTA	OF	DE							
22	Payne, Loree.....	f	10-13	6-9	1-1	1	0	1	1	27	4	1	0	3
24	Dalan, Kellie.....	f	3-8	0-3	2-3	1	1	2	0	8	1	3	0	1
03	Lalum, Andrea.....	c	5-10	0-3	4-4	2	5	7	4	14	0	1	1	2
13	Mendiola, Giuliana...	g	3-8	1-4	4-4	2	2	4	1	11	8	6	0	1
20	Burt, Kayla.....	g	3-5	2-3	0-1	2	2	4	3	8	3	0	1	2
04	Keeler, Sarah.....	g	2-4	0-0	2-2	2	1	3	0	6	1	0	0	1
23	Autrey, Emily.....	g	1-6	0-2	2-2	1	0	1	2	4	0	1	0	1
31	Mendiola, Gioconda...	g	0-1	0-0	0-0	0	1	1	2	0	1	0	0	1
33	O'Neill, Kristen.....	g	1-2	1-1	0-0	1	3	4	0	3	1	0	0	2
44	Sorenson, Cheryl....	g	0-0	0-0	0-0	0	0	0	0	0	0	0	0	1
TEAM.....						1	1							
Totals.....		28-57	10-25	15-17	13	15	28	13	81	19	15	1	14	200
TOTAL FG% 1st Half: 14-29		48.3%	2nd Half: 14-28		50.0%	Game: 49.1%		DEADB						
3-Pt. FG% 1st Half: 7-13		53.8%	2nd Half: 3-12		25.0%	Game: 40.0%		REBS						
F Throw % 1st Half: 8-8		100%	2nd Half: 7-9		77.8%	Game: 88.2%		0						

Officials: Randy Campbell, Mazetta Garrett, Debbie Adams

Technical fouls: Wisconsin-None. Washington-None.

Attendance: 2730

Score by Periods

	1st	2nd	Total
Wisconsin.....	30	39	69
Washington.....	43	38	81

	1st	2nd	Total
Wisconsin.....	30	39	69
Washington.....	43	38	81

6

Wisconsin 81, Ball State 82

December 5, 2002

Kohl Center, Madison, Wis.

Official Basketball Box Score -- GAME TOTALS -- FINAL STATISTICS

Ball State vs. Wisconsin 12-05-02 7:00pm at Madison, Wis. (Kohl Center)

VISITORS: Ball State 3-2, 0-0

#	Player Name	TOT-FG		3-PT		REBOUNDS		PF	TP	A	TO	BLK	S	MIN
		FG-FGA	FG-FGA	FT-FTA	FT-FTA	OF	DE							
00	Bowie, Tamara.....	f	10-24	1-3	4-4	4	6	10	1	25	3	1	0	2
32	Reiter, Jessica.....	f	4-5	2-3	2-3	2	7	9	2	12	2	4	0	1
04	Goff, Johna.....	g	5-9	5-7	1-2	0	1	1	1	16	4	6	0	0
21	Collins, Dana.....	g	2-2	1-1	0-0	1	1	2	3	5	5	1	0	0
30	Endress, Kate.....	g	7-15	3-5	2-2	3	1	4	1	19	2	2	0	0
13	Hampton, Raechelle...	g	1-2	0-0	0-0	0	1	1	1	2	1	0	1	0
22	Just, Julie.....	g	1-4	1-3	0-0	0	2	2	1	3	4	2	0	3
23	Cotton, Erica.....	g	0-0	0-0	0-0	0	1	1	1	0	2	2	0	0
TEAM.....						1	1							
Totals.....		30-61	13-22	9-11	10	21	31	11	82	23	18	1	6	200
TOTAL FG% 1st Half: 15-30		50.0%	2nd Half: 15-31		48.4%	Game: 49.2%		DEADB						
3-Pt. FG% 1st Half: 8-14		57.1%	2nd Half: 5-8		62.5%	Game: 59.1%		REBS						
F Throw % 1st Half: 6-8		75.0%	2nd Half: 3-3		100%	Game: 81.8%		1,1						

HOME TEAM: Wisconsin 1-4, 0-0

#	Player Name	TOT-FG		3-PT		REBOUNDS		PF	TP	A	TO	BLK	S	MIN
		FG-FGA	FG-FGA	FT-FTA	FT-FTA	OF	DE							
25	Gebisa, Ebba.....	f	5-6	1-1	0-0	0	4	4	3	11	1	2	0	1
43	Seeger, Kristi.....	f	5-7	0-0	1-2	2	1	3	2	11	4	0	0	2
44	Ashbaugh, Emily.....	c	8-13	0-0	1-1	4	5	4	17	5	2	2	3	2
11	Rich, Stephanie.....	g	4-12	0-2	1-2	2	4	6	1	9	3	5	2	5
14	Josephson, Ashley...	g	6-10	2-2	3-4	0	1	1	1	17	2	0	0	1
20	Gebisa, Lello.....	g	3-8	0-1	1-2	1	1	2	1	7	2	3	1	0
23	Wilson, Jordan.....	g	2-5	0-0	0-0	2	3	5	1	4	2	0	0	0
40	Nicols, Shawna.....	g	2-3	1-1	0-0	0	2	2	0	5	2	1	0	1
TEAM.....						1	1	2						
Totals.....		35-64	4-7	7-11	9	21	30	13	81	21	14	5	13	200
TOTAL FG% 1st Half: 19-34		55.9%	2nd Half: 16-30		53.3%	Game: 54.7%		DEADB						
3-Pt. FG% 1st Half: 2-4		50.0%	2nd Half: 2-3		66.7%	Game: 57.1%		REBS						
F Throw % 1st Half: 2-3		66.7%	2nd Half: 5-8		62.5%	Game: 63.6%		2,1						

Officials: Lisa Mattingly, Art Bomengen, Jerry Gibbons

Technical fouls: Ball State-None. Wisconsin-None.

Attendance: 5780

Score by Periods

	1st	2nd	Total
Ball State.....	44	38	82
Wisconsin.....	42	39	81

7

Wisconsin 78, Eastern Illinois 52

December 10, 2002

Kohl Center, Madison, Wis.

Official Basketball Box Score -- GAME TOTALS -- FINAL STATISTICS

Eastern Illinois vs. Wisconsin 12-10-02 7:00pm at Madison, Wis. (Kohl Center)

VISITORS: Eastern Illinois 1-6, 0-0

#	Player Name	TOT-FG		3-PT		REBOUNDS		PF	TP	A	TO	BLK	S	MIN
		FG-FGA	FG-FGA	FT-FTA	FT-FTA	OF	DE							
05	Gossett, Brooke.....	f	5-9	0-0	0-0	2	3	5	3	10	0	3	1	2
40	Collins, Allison.....	c	6-12	0-0	0-0	0	4	4	2	12	1	1	1	3
13	Kearney, Ashley.....	g	2-4	0-1	0-0	0	2	2	1	4	2	4	0	3
21	Dailey, Lauren.....	g	1-6	0-2	0-2	0	1	1	2	2	4	5	0	1
23	Karos, Rachel.....	g	1-2	1-1	0-2	0	2	2	3	3	5	3	0	0
10	Riva, Sarah.....	g	1-5	1-2	0-0	0	0	0	1	3	0	2	0	1
11	Sparks, Megan.....	g	5-11	2-5	4-4	0	0	0	2	16	3	2	0	1
33	Franklin, Ronessa...	g	0-0	0-0	0-0	0	2	2	1	0	0	1	1	0
42	Cazy, Janelle.....	g	0-2	0-0	0-0	1	0	1	1	0	1	0	1	0
52	Bloemer, Kayla.....	g	1-2	0-0	0-0	1	0	1	4	2	1	0	1	2
TEAM.....						4	2	6						
Totals.....		22-53	4-11	4-8	8	16	24	20	52	17	21	5	10	200
TOTAL FG% 1st Half: 13-27		48.1%	2nd Half: 9-26		34.6%	Game: 41.5%		DEADB						
3-Pt. FG% 1st Half: 2-6		33.3%	2nd Half: 2-5		40.0%	Game: 36.4%		REBS						
F Throw % 1st Half: 2-4		50.0%	2nd Half: 2-4		50.0%	Game: 50.0%		2,1						

HOME TEAM: Wisconsin 2-5, 0-0

#	Player Name
---	-------------

82

13

Wisconsin 53, Illinois 76
January 12, 2003
Assembly Hall, Champaign, Ill.

Official Basketball Box Score -- GAME TOTALS -- FINAL STATISTICS
Wisconsin vs. Illinois 01-12-03 1 p.m. at Champaign, Ill. (Assembly Hall)
VISITORS: Wisconsin 2-11, 0-3

#	Player Name	TOT-FG		3-PT		REBOUNDS		PF	TP	A	TO	BLK	S	MIN
		FG-FGA	FG-FGA	FT-FTA	FT-FTA	OF	DE							
25	Gebisa, Ebba.....	f	5-8	1-1	3-5	5	4	9	0	14	0	9	0	36
44	Ashbaugh, Emily.....	f	2-7	0-0	1-2	1	2	3	4	5	0	4	0	15
20	Gebisa, Lello.....	c	4-10	0-0	1-2	4	2	6	5	9	1	4	5	28
11	Rich, Stephanie.....	g	4-6	1-3	0-1	0	5	5	2	9	2	6	0	36
14	Josephson, Ashley.....	g	4-15	0-2	0-0	0	4	4	1	8	4	1	0	36
23	Wilson, Jordan.....	g	2-5	0-0	0-1	0	3	3	1	4	0	3	0	24
34	Nelson, Annie.....	g	1-1	0-0	0-1	0	0	0	1	2	1	0	2	3
35	Bakke, Kjersten.....	g	0-1	0-0	1-2	1	0	1	0	1	0	0	2	2
40	Nicols, Shawna.....	g	1-1	0-0	0-0	0	2	2	1	2	0	2	0	7
43	Seeger, Kristi.....	g	1-3	0-0	0-0	1	3	4	0	2	1	1	0	13
TEAM.....						2	2	4						
Totals.....		24-57	2-6	6-14	14	27	41	15	56	9	30	7	7	200
TOTAL FG% 1st Half: 14-30 46.7%		2nd Half: 10-27 37.0%		Game: 42.1%		DEADB								
3-Pt. FG% 1st Half: 2-3 66.7%		2nd Half: 0-3 0.0%		Game: 33.3%		REBS								
F Throw % 1st Half: 3-4 75.0%		2nd Half: 3-10 30.0%		Game: 42.9%		4,2								

HOME TEAM: Illinois 11-3, 3-1

#	Player Name	TOT-FG		3-PT		REBOUNDS		PF	TP	A	TO	BLK	S	MIN
		FG-FGA	FG-FGA	FT-FTA	FT-FTA	OF	DE							
30	Yanni, Aminata.....	f	7-14	1-5	1-2	4	1	5	0	16	3	2	0	38
55	Dallas, Cindy.....	f	5-11	0-0	3-4	6	4	10	4	13	3	4	0	34
32	Hagberg, Karen.....	c	3-6	0-0	2-3	3	4	7	4	8	1	0	0	31
12	Leonard, Brett.....	g	0-2	0-2	2-2	1	1	2	1	2	3	0	0	28
25	Issenmann, Jere.....	g	1-9	0-7	0-0	0	1	1	1	3	0	0	0	20
01	Hughes, Janelle.....	g	3-6	0-0	2-2	0	2	2	1	8	1	1	0	25
03	Wright, Jessica.....	g	0-0	0-0	0-0	0	1	1	1	0	0	2	0	3
21	Acuna, Maggie.....	g	0-2	0-1	0-0	0	1	1	0	0	2	1	0	2
22	Guthrie, Tiffanie.....	g	0-7	0-1	4-4	1	1	2	2	4	0	3	0	35
33	Williams, Angelina.....	g	7-16	1-3	2-2	4	4	8	1	17	1	3	1	25
44	Daugherty, Brittney.....	g	1-1	0-0	0-0	0	0	0	1	2	0	0	0	5
45	Blackburn, Brenda.....	g	0-1	0-0	0-0	1	0	1	0	0	0	0	0	2
TEAM.....						2	2	4						
Totals.....		27-75	3-19	16-19	22	22	44	16	73	14	17	1	21	200
TOTAL FG% 1st Half: 13-40 32.5%		2nd Half: 14-35 40.0%		Game: 36.0%		DEADB								
3-Pt. FG% 1st Half: 1-12 8.3%		2nd Half: 2-7 28.6%		Game: 15.8%		REBS								
F Throw % 1st Half: 7-10 70.0%		2nd Half: 9-9 100%		Game: 84.2%		0,1								

Officials: Bryan Enterline, Dennis Mayer, Laura Morris
Technical fouls: Wisconsin-None. Illinois-None.
Attendance: 3544
Score by Periods

	1st	2nd	Total
Wisconsin.....	33	23	56
Illinois.....	34	39	73

14

Wisconsin 42, Ohio State 57
January 16, 2003
Kohl Center, Madison, Wis.

Official Basketball Box Score -- GAME TOTALS -- FINAL STATISTICS
Ohio State vs. Wisconsin 01-16-03 7:00pm at Madison, Wis. (Kohl Center)
VISITORS: Ohio State 12-3, 3-1

#	Player Name	TOT-FG		3-PT		REBOUNDS		PF	TP	A	TO	BLK	S	MIN
		FG-FGA	FG-FGA	FT-FTA	FT-FTA	OF	DE							
24	Allen, Ashley.....	f	3-8	1-5	0-0	1	7	8	1	7	3	4	0	35
50	Coleman, Courtney.....	f	3-6	0-0	1-2	2	1	3	1	7	2	4	0	34
32	Turner, LaTonya.....	c	3-9	0-0	0-0	2	3	5	3	6	0	1	4	30
11	Wilburn, Kim.....	g	4-10	0-0	0-0	1	3	4	1	8	7	2	0	37
25	Matter, Caitly.....	g	10-19	7-13	0-0	3	3	6	3	27	1	1	0	36
20	Gibbs, Brandee.....	g	0-2	0-0	0-0	1	1	2	0	0	1	0	1	6
33	Reynolds, DiDi.....	g	0-1	0-1	2-2	0	0	0	1	2	0	0	0	13
40	Shackelford, D'wan.....	g	0-5	0-0	0-0	1	2	3	0	0	1	0	0	9
TEAM.....						2	1	3						
Totals.....		23-60	8-19	3-4	13	21	34	10	57	14	13	4	17	200
TOTAL FG% 1st Half: 14-32 43.8%		2nd Half: 9-28 32.1%		Game: 38.3%		DEADB								
3-Pt. FG% 1st Half: 6-11 54.5%		2nd Half: 2-8 25.0%		Game: 42.1%		REBS								
F Throw % 1st Half: 2-2 100%		2nd Half: 1-2 50.0%		Game: 75.0%		1								

HOME TEAM: Wisconsin 2-12, 0-3

#	Player Name	TOT-FG		3-PT		REBOUNDS		PF	TP	A	TO	BLK	S	MIN
		FG-FGA	FG-FGA	FT-FTA	FT-FTA	OF	DE							
20	Gebisa, Lello.....	f	3-10	0-0	2-2	2	8	10	1	8	0	3	7	25
25	Gebisa, Ebba.....	f	0-4	0-1	2-2	2	2	4	2	2	2	4	0	13
44	Ashbaugh, Emily.....	c	10-15	0-0	3-5	3	4	7	0	23	0	1	1	39
11	Rich, Stephanie.....	g	1-8	0-7	0-0	0	3	3	1	2	3	5	1	32
14	Josephson, Ashley.....	g	0-0	0-0	0-0	0	1	1	0	0	3	1	0	4
23	Wilson, Jordan.....	g	0-2	0-0	0-0	0	1	1	0	0	2	1	0	17
34	Nelson, Annie.....	g	0-0	0-0	0-0	0	0	0	0	0	0	0	0	1
40	Nicols, Shawna.....	g	3-4	1-2	0-0	0	0	0	0	7	2	6	0	28
43	Seeger, Kristi.....	g	0-3	0-0	0-0	1	0	1	1	0	1	1	1	21
TEAM.....						2	4	6						
Totals.....		17-46	1-10	7-9	10	23	33	5	42	10	23	10	6	200
TOTAL FG% 1st Half: 9-23 39.1%		2nd Half: 8-23 34.8%		Game: 37.0%		DEADB								
3-Pt. FG% 1st Half: 0-4 0.0%		2nd Half: 1-6 16.7%		Game: 10.0%		REBS								
F Throw % 1st Half: 2-2 100%		2nd Half: 5-7 71.4%		Game: 77.8%		0,1								

Officials: Dee Kantner, Dave Stewart, Ron Dressander
Technical fouls: Ohio State-None. Wisconsin-None.
Attendance: 5946
Score by Periods

	1st	2nd	Total
Ohio State.....	36	21	57
Wisconsin.....	20	22	42

15

Wisconsin 69, Illinois 59
January 19, 2003
Kohl Center, Madison, Wis.

Official Basketball Box Score -- GAME TOTALS -- FINAL STATISTICS
Illinois vs. Wisconsin 01-19-03 1:30pm at Madison, Wis. (Kohl Center)
VISITORS: Illinois 11-4, 3-2

		TOT-FG		3-PT	REBOUNDS									
#	Player Name	FG-FGA	FG-FGA	FT-FTA	DE	TOT	PF	TP	A	TO	BLK	S	MIN	
30	Yanni, Aminata.....	f	6-9	2-3	3-5	1	2	3	4	17	0	4	0	2 30
55	Dallas, Cindy.....	f	2-8	0-1	2-4	3	2	5	4	6	3	4	0	2 25
32	Hagberg, Karen.....	c	1-3	0-0	2-2	2	5	7	2	4	2	1	0	2 24
12	Leonard, Brett.....	g	3-8	0-2	0-0	0	0	0	1	6	1	1	0	2 18
25	Issenmann, Jere.....	g	3-8	3-7	1-2	0	1	1	1	10	0	1	0	2 24
01	Hughes, Janelle.....	g	1-3	0-1	0-0	0	0	0	0	2	0	0	1	0 8
21	Acuna, Maggie.....	g	1-1	0-0	0-1	0	1	1	2	2	3	1	0	1 14
22	Guthrie, Tiffanie.....	g	2-6	1-1	0-0	0	1	1	2	5	2	1	1	2 20
33	Williams, Angelina.....	g	3-8	1-2	0-1	0	0	0	4	7	3	3	0	3 26
44	Daugherty, Brittney.....	g	0-0	0-0	0-0	0	2	2	0	0	0	0	1	1 11
TEAM.....						1	1	2						
Totals.....		22-54	7-17	8-15	6	15	21	20	59	14	16	3	16	200

17

Wisconsin 69, Indiana 58

January 24, 2003

Assembly Hall, Bloomington, Ind.

Official Basketball Box Score -- GAME TOTALS -- FINAL STATISTICS
 Wisconsin vs. Indiana 01-24-03 7 p.m. at Bloomington, Ind. (Assembly Hall)
 VISITORS: Wisconsin 4-13, 2-5

##	Player Name	TOT-FG		3-PT	REBOUNDS		FT-FTA	OF	DE	TOT	PF	TP	A	TO	BLK	S	MIN
		FG-FGA	FG-FGA		FG-FGA	FG-FGA											
25	Gebisa, Ebba.....	f	1-2	0-0	2-2	0	1	1	2	4	1	4	1	0	22		
20	Gebisa, Lello.....	c	7-12	0-0	5-6	1	8	9	4	19	1	4	1	0	37		
44	Ashbaugh, Emily.....	c	0-5	0-0	3-6	0	7	7	4	3	2	2	0	0	25		
11	Rich, Stephanie.....	g	7-11	4-6	6-6	0	7	7	2	24	1	4	1	1	40		
14	Josephson, Ashley...	g	2-9	0-1	2-2	0	5	5	0	6	2	2	1	0	35		
22	Heffe, Leah.....		0-0	0-0	0-0	0	0	0	0	0	1	1	0	0	3		
23	Wilson, Jordan.....		1-2	0-0	2-2	1	2	3	2	4	0	2	1	0	15		
40	Nicols, Shawna.....		0-0	0-0	0-0	0	0	0	0	0	0	0	0	0	1		
43	Seeger, Kristi.....		3-4	0-0	3-4	1	3	4	1	9	2	3	1	0	22		
TEAM.....						2	4	6									
Totals.....			21-45	4-7	23-28	5	37	42	15	69	10	22	8	1	200		
TOTAL FG% 1st Half: 12-25			48.0%	2nd Half: 9-20			45.0%	Game: 46.7%		DEADB							
3-Pt. FG% 1st Half: 2-2			100%	2nd Half: 2-5			40.0%	Game: 57.1%		REBS							
F Throw % 1st Half: 5-6			83.3%	2nd Half: 18-22			81.8%	Game: 82.1%		2							

HOME TEAM: Indiana 9-7, 2-4

##	Player Name	TOT-FG		3-PT	REBOUNDS		FT-FTA	OF	DE	TOT	PF	TP	A	TO	BLK	S	MIN
		FG-FGA	FG-FGA		FG-FGA	FG-FGA											
14	DeMuth, Jenny.....	f	6-15	1-4	2-5	3	0	3	4	15	2	2	1	4	36		
43	Eckart, Lisa.....	f	4-13	0-2	0-0	3	5	8	5	8	2	1	0	1	32		
45	Branson, Brigett.....	f	1-4	0-0	0-2	2	3	5	2	2	0	1	0	1	20		
03	Valentin, Cyndi.....	g	4-12	2-5	2-2	0	4	4	2	12	1	3	0	1	32		
23	Bodine, Kristen.....	g	2-10	1-4	0-0	1	0	1	2	5	1	0	0	1	33		
24	Hartman, Jill.....		1-3	0-0	0-0	0	0	0	0	2	2	0	0	0	9		
30	Hawkins, Angela.....		2-7	0-0	6-14	6	6	12	3	10	0	2	0	3	27		
34	Asubuh, Khisha.....		1-3	1-2	0-0	0	0	0	1	3	0	1	1	0	10		
54	Gathing, Jamie.....		0-0	0-0	1-2	0	0	0	1	1	0	0	0	0	1		
TEAM.....						1	2	3									
Totals.....			21-67	5-17	11-25	16	20	36	20	58	8	10	2	11	200		
TOTAL FG% 1st Half: 11-37			29.7%	2nd Half: 10-30			33.3%	Game: 31.3%		DEADB							
3-Pt. FG% 1st Half: 2-7			28.6%	2nd Half: 3-10			30.0%	Game: 29.4%		REBS							
F Throw % 1st Half: 4-5			80.0%	2nd Half: 7-20			35.0%	Game: 44.0%		7,2							

Officials: June Courteau, Dee Kanter, Dennis DeMayo

Technical fouls: Wisconsin-None. Indiana-TEAM.

Attendance: 7986

Score by Periods		1st	2nd	Total
Wisconsin.....		31	38	69
Indiana.....		28	30	58

18

Wisconsin 55, No. 19 Arizona 62

January 26, 2003

Kohl Center, Madison, Wis.

Official Basketball Box Score -- GAME TOTALS -- FINAL STATISTICS
 Arizona vs. Wisconsin 01-26-03 1:30pm at Madison, Wis. (Kohl Center)
 VISITORS: Arizona 13-5

##	Player Name	TOT-FG		3-PT	REBOUNDS		FT-FTA	OF	DE	TOT	PF	TP	A	TO	BLK	S	MIN
		FG-FGA	FG-FGA		FG-FGA	FG-FGA											
35	Warren, Krista.....	f	2-8	0-0	1-2	4	6	10	2	5	3	0	0	0	31		
00	Polk, Shawntinice...	c	4-6	0-0	1-2	0	6	6	5	9	1	5	2	2	26		
11	Wheeler, Dee-Dee....	g	8-18	1-4	6-9	4	4	8	1	23	3	5	0	4	36		
20	Brase, Julie.....	g	5-10	3-7	0-0	0	4	4	1	13	4	2	0	1	33		
23	Jones, Natalie.....	g	5-7	2-2	0-0	3	2	5	3	12	2	6	0	1	32		
21	Lindner, Katrina.....		0-2	0-1	0-0	0	0	0	0	0	0	0	0	0	8		
31	Roberson, Robin.....		0-3	0-1	0-0	0	0	0	0	0	0	0	0	0	8		
33	Peterson, Phakisha..		0-1	0-0	0-0	1	1	2	1	0	0	4	0	1	10		
44	Adefeso, Danielle...		0-2	0-0	0-0	2	0	2	1	0	1	0	0	2	16		
TEAM.....						2	2	4									
Totals.....			24-57	6-15	8-13	16	25	41	14	62	14	22	2	11	200		
TOTAL FG% 1st Half: 10-25			40.0%	2nd Half: 14-32			43.8%	Game: 42.1%		DEADB							
3-Pt. FG% 1st Half: 2-7			28.6%	2nd Half: 4-8			50.0%	Game: 40.0%		REBS							
F Throw % 1st Half: 1-3			33.3%	2nd Half: 7-10			70.0%	Game: 61.5%		2							

HOME TEAM: Wisconsin 4-14, 2-5

##	Player Name	TOT-FG		3-PT	REBOUNDS		FT-FTA	OF	DE	TOT	PF	TP	A	TO	BLK	S	MIN
		FG-FGA	FG-FGA		FG-FGA	FG-FGA											
25	Gebisa, Ebba.....	f	2-4	1-1	0-0	1	1	2	2	5	1	4	0	2	23		
20	Gebisa, Lello.....	c	3-9	0-0	0-0	1	2	3	4	6	1	2	4	3	28		
44	Ashbaugh, Emily.....	c	3-8	0-0	5-5	2	3	5	2	11	1	4	0	1	33		
11	Rich, Stephanie.....	g	3-14	2-9	4-4	0	5	5	5	12	4	3	1	2	35		
14	Josephson, Ashley...	g	3-6	1-2	3-3	0	1	1	1	10	2	2	0	0	33		
23	Wilson, Jordan.....		1-6	0-0	1-1	2	1	3	0	3	0	1	0	1	13		
35	Bakke, Kjersten.....		0-0	0-0	0-0	0	0	0	0	0	0	0	0	0	1		
40	Nicols, Shawna.....		1-2	0-1	0-0	0	1	1	0	2	0	2	0	5	16		
43	Seeger, Kristi.....		1-4	0-1	4-4	1	3	4	1	6	2	2	0	0	18		
TEAM.....						4	3	7									
Totals.....			17-53	4-14	17-17	11	20	31	15	55	11	20	5	14	200		
TOTAL FG% 1st Half: 10-28			35.7%	2nd Half: 7-25			28.0%	Game: 32.1%		DEADB							
3-Pt. FG% 1st Half: 3-7			42.9%	2nd Half: 1-7			14.3%	Game: 28.6%		REBS							
F Throw % 1st Half: 4-4			100%	2nd Half: 13-13			100%	Game: 100%		0							

Officials: Barb Smith, Ron Dressander, William Titus

Technical fouls: Arizona-None. Wisconsin-None.

Attendance: 6254

Score by Periods		1st	2nd	Total
Arizona.....		23	39	62
Wisconsin.....		27	28	55

19

Wisconsin 66, Northwestern 49

January 30, 2003

Welsh-Ryan Arena, Evanston, Ill.

Official Basketball Box Score -- GAME TOTALS -- FINAL STATISTICS
 Wisconsin vs. Northwestern 01-30-03 7 p.m. at Evanston, Ill. (Welsh-Ryan Arena)
 VISITORS: Wisconsin 5-14, 3-5

		TOT-FG		3-PT	REBOUNDS												
##	Player Name	FG-FGA	FG-FGA	FT-FTA	OF	DE	TOT	PF	TP	A	TO	BLK	S	MIN			
25	Gebisa, Ebba.....	f	8-11	2-3	2-2	1	6	7	1	20	0	2	0	37			
44	Ashbaugh, Emily.....	f	7-10	0-0	1-2	3	3	6	4	15	1	2	2	36			
20	Gebisa, Lello.....	c	0-4	0-0	3-3	0	5	5	3	1	0	0	0	18			
11	Rich, Stephanie.....	g	4-14	2-5	9-10	1	4	5	3	19	5	1	0	4	38		
40	Nicols, Shawna.....	g	0-2	0-1	0-2	0	3	3	0	0	3	3	1	1	26		
22	Heffe, Leah.....		2-3	1-2	0-0	1	1	2	0	5	1	3	0	1	16		
23	Wilson, Jordan.....		0-0	0-0	0-0	0	0	0	3	0	2	2	0	0	11		
43	Seeger, Kristi.....		2-6	0-1	0-0	4	1	5	0	4	4	1	0	2	18		
TEAM.....						1	1	2									
Totals.....			23-50	5-12	15-19	11	24	35	16	66	17	14	3	11	200		
TOTAL FGs 1st Half: 11-22			50.0%	2nd Half: 12-28		42.9%		Game: 46.0%		DEADB							
3-Pt. FGs 1st Half: 4-6			66.7%	2nd Half: 1-6		16.7%		Game: 41.7%		REBS							
F Throw % 1st Half: 8-11			72.7%	2nd Half: 7-8		87.5%		Game: 78.9%		2							

21

Wisconsin 43, Michigan State 58

February 6, 2003
Kohl Center, Madison, Wis.

Official Basketball Box Score -- GAME TOTALS -- FINAL STATISTICS
Michigan State vs. Wisconsin 02-06-03 7:00pm at Madison, Wis. (Kohl Center)
VISITORS: Michigan State 13-7, 6-3

#	Player Name	TOT-FG		3-PT		REBOUNDS		FT-FTA	OF	DE	TOT	PF	TP	A	TO	BLK	S	MIN
		FG	FGA	FG	FGA	FT	FTA											
03	Pagel, Julie.....	f	1-2	0-0	0-0	0	1	1	2	2	6	0	0	2	26			
52	Shimek, Liz.....	f	4-10	0-0	1-2	5	6	11	4	9	0	0	0	2	34			
04	Haynie, Kristin.....	g	5-12	3-4	0-0	3	4	7	3	13	3	4	0	1	39			
20	Bowen, Lindsay.....	g	4-14	3-11	4-4	2	2	4	0	15	1	4	0	1	39			
21	Bromfield, Syreeta.....	g	3-9	0-2	1-2	3	6	9	2	7	7	4	0	0	36			
15	Callier, Jennifer.....	g	1-3	0-0	0-0	0	0	0	0	2	2	0	0	0	10			
42	Roehrig, Kelli.....	g	4-6	0-0	2-4	1	1	2	3	10	0	2	0	2	16			
TEAM.....						2	1	2										
Totals.....		22-56	6-17	8-12	16	20	36	16	58	17	14	0	8	200				
TOTAL FG% 1st Half: 13-27		48.1%	2nd Half: 9-29		31.0%	Game: 39.3%		DEADB										
3-Pt. FG% 1st Half: 3-10		30.0%	2nd Half: 3-7		42.9%	Game: 35.3%		REBS										
F Throw % 1st Half: 0-2		0.0%	2nd Half: 8-10		80.0%	Game: 66.7%		3,1										

HOME TEAM: Wisconsin 6-15, 4-6

#	Player Name	TOT-FG		3-PT		REBOUNDS		FT-FTA	OF	DE	TOT	PF	TP	A	TO	BLK	S	MIN
		FG	FGA	FG	FGA	FT	FTA											
25	Gebisa, Ebba.....	f	1-3	0-1	0-0	0	3	3	4	2	0	5	0	0	20			
43	Seeger, Kristi.....	f	3-6	0-1	0-0	3	4	7	0	6	3	3	2	0	29			
20	Gebisa, Lello.....	c	4-8	0-0	3-8	2	3	5	5	11	0	3	3	2	28			
44	Ashbaugh, Emily.....	c	0-4	0-0	0-1	1	3	4	4	0	3	2	1	0	16			
11	Rich, Stephanie.....	g	6-14	4-11	0-0	1	3	4	1	16	1	4	2	38				
22	Hefte, Leah.....	g	0-2	0-2	2-2	1	1	2	0	2	1	2	0	2	17			
23	Wilson, Jordan.....	g	2-5	0-0	2-2	2	1	3	0	4	2	0	0	0	16			
34	Nelson, Annie.....	g	0-2	0-0	0-0	0	0	0	0	0	0	0	0	0	6			
35	Bakke, Kjersten.....	g	0-1	0-0	2-2	2	0	2	0	2	1	0	0	0	10			
40	Nicols, Shawna.....	g	0-2	0-1	0-0	0	0	0	0	0	0	3	0	0	20			
TEAM.....						2	1	3										
Totals.....		16-47	4-16	7-15	14	19	33	14	43	11	20	10	6	200				
TOTAL FG% 1st Half: 9-22		40.9%	2nd Half: 7-25		28.0%	Game: 34.0%		DEADB										
3-Pt. FG% 1st Half: 2-8		25.0%	2nd Half: 2-8		25.0%	Game: 25.0%		REBS										
F Throw % 1st Half: 5-6		83.3%	2nd Half: 2-9		22.2%	Game: 46.7%		4										

Officials: June Courteau, Dennis DeMayo, Carol Comanita
Technical fouls: Michigan State-None. Wisconsin-Gebisa, Lello.

Attendance: 6721

Score by Periods

	1st	2nd	Total
Michigan State.....	29	29	58
Wisconsin.....	25	18	43

23

Wisconsin 58, Michigan 52

February 13, 2003
Crisler Arena, Ann Arbor, Mich.

Official Basketball Box Score -- GAME TOTALS -- FINAL STATISTICS
Wisconsin vs. Michigan 02-13-03 7:00 PM at Ann Arbor, Mich. (Crisler Arena)
VISITORS: Wisconsin 7-16, 5-7

#	Player Name	TOT-FG		3-PT		REBOUNDS		FT-FTA	OF	DE	TOT	PF	TP	A	TO	BLK	S	MIN
		FG	FGA	FG	FGA	FT	FTA											
25	Gebisa, Ebba.....	f	1-4	1-3	0-0	0	0	0	2	3	0	3	0	0	19			
43	Seeger, Kristi.....	f	6-8	0-1	3-4	3	5	8	0	15	4	0	0	0	31			
20	Gebisa, Lello.....	c	3-12	0-0	0-0	0	8	8	1	6	1	5	2	1	33			
11	Rich, Stephanie.....	g	3-7	1-3	3-5	2	4	6	1	10	3	2	1	0	36			
44	Ashbaugh, Emily.....	g	3-4	0-0	1-2	1	2	3	4	7	0	0	0	0	17			
22	Hefte, Leah.....	g	2-4	1-1	0-0	0	1	1	2	5	0	5	0	0	19			
23	Wilson, Jordan.....	g	3-3	0-0	1-2	0	3	3	1	7	1	1	1	2	20			
40	Nicols, Shawna.....	g	2-3	1-2	0-1	0	3	3	4	5	1	2	0	0	25			
TEAM.....						1	2	3										
Totals.....		23-45	4-10	8-14	7	28	35	15	58	10	19	4	3	200				
TOTAL FG% 1st Half: 9-22		40.9%	2nd Half: 14-23		60.9%	Game: 51.1%		DEADB										
3-Pt. FG% 1st Half: 2-5		40.0%	2nd Half: 2-5		40.0%	Game: 40.0%		REBS										
F Throw % 1st Half: 0-0		0.0%	2nd Half: 8-14		57.1%	Game: 57.1%		0										

HOME TEAM: Michigan 11-11, 2-9

#	Player Name	TOT-FG		3-PT		REBOUNDS		FT-FTA	OF	DE	TOT	PF	TP	A	TO	BLK	S	MIN
		FG	FGA	FG	FGA	FT	FTA											
01	Pool, Tabitha.....	f	1-10	0-0	2-2	4	2	6	2	4	1	2	0	1	23			
44	Bies, Leeann.....	f	2-7	0-0	3-4	2	3	5	2	7	0	0	3	2	31			
54	Smith, Jennifer.....	c	2-11	0-1	2-2	4	7	11	1	6	0	2	1	2	30			
22	Carney, Rachael.....	g	2-3	0-1	0-0	0	0	0	0	4	1	1	0	2	20			
24	Reams, Lauren.....	g	2-5	1-3	1-2	1	0	1	2	6	3	1	0	1	21			
11	Andrews, Nikki.....	g	1-4	0-0	1-4	1	1	2	0	3	0	1	0	0	10			
32	Goodlow, Raina.....	g	5-9	0-0	0-0	1	2	3	2	10	1	0	0	2	18			
33	Gandy, Stephanie.....	g	1-5	0-0	1-2	2	1	3	4	3	3	3	0	0	27			
42	Burlin, Mie.....	g	3-10	1-5	2-4	0	2	2	4	9	0	1	0	0	20			
TEAM.....						3	3	6										
Totals.....		19-64	2-10	12-20	18	21	39	17	52	9	11	4	12	200				
TOTAL FG% 1st Half: 10-33		30.3%	2nd Half: 9-31		29.0%	Game: 29.7%		DEADB										
3-Pt. FG% 1st Half: 0-5		0.0%	2nd Half: 2-5		40.0%	Game: 20.0%		REBS										
F Throw % 1st Half: 5-6		83.3%	2nd Half: 7-14		50.0%	Game: 60.0%		7										

Officials: Dee Katner, Tina Napier, Judy Schneider
Technical fouls: Wisconsin-None. Michigan-None.

Attendance: 1012

Score by Periods

	1st	2nd	Total
Wisconsin.....	20	38	58
Michigan.....	25	27	52

22

Wisconsin 40, No. 25 Ohio State 63

February 9, 2003
Value City Arena, Columbus, Ohio

Official Basketball Box Score -- GAME TOTALS -- FINAL STATISTICS
Wisconsin vs. #25 Ohio State 02-09-03 2 p.m. at Columbus, Ohio (Value City Arena)
VISITORS: Wisconsin 6-16, 4-7

		TOT-FG		3-PT		REBOUNDS												
#	Player Name	FG-FGA	FG-FGA	FT-FTA	OF	DE	TOT	PF	TP	A	TO	BLK	S	MIN				
25	Gebisa, Ebba.....	f	2-8	0-5	2-2	1	1	2	2	6	1	3	0	35				
43	Seeger, Kristi.....	f	4-8	0-1	1-2	3	3	6	1	9	2	4	1	0				
44	Ashbaugh, Emily.....	c	5-10	0-0	1-3	2	4	6	3	11	0	4	0	1				
11	Rich, Stephanie.....	g	3-9	2-8	0-0	0	2	2	2	8	5	4	0	3				
40	Nicols, Shawna.....	g	0-3	0-1	0-0	1	1	2	0	0	1	3	0	0				
20	Gebisa, Lello.....	g	1-3	0-0	0-1	0	1	1	1	2	0	5	0	0				
22	Hefte, Leah.....	0	2-2	0-0	0-0	0	2	2	0	0	0	1	0	0				
23	Wilson, Jordan.....	2-4	0-0	0-0	4	2	6	0	4	0	2	0	0	15				
TEAM.....						1	1											
Totals.....		17-47	2-17	4-8	1	17	28		9	40	9	26	1	4				
TOTAL FG% 1st Half:		8-18	44.4%	2nd Half:		9-29	31.0%	Game:		36.2%	DEADB							
3-Pt. FG% 1st Half:		0-4	0.0%	2nd Half:		2-13	15.4%	Game:		11.8%	REBS							
F Throw % 1st Half:		1-1	100 %	2nd Half:		3-7	42.9%	Game:		50.0%	2							

25

Wisconsin 59, Iowa 76

February 23, 2003

Kohl Center, Madison, Wis.

Official Basketball Box Score -- GAME TOTALS -- FINAL STATISTICS
Iowa vs. Wisconsin 02-23-03 1:30pm at Madison, Wis. (Kohl Center)
VISITORS: Iowa 14-11, 6-8

#	Player Name	TOT-FG 3-PT		REBOUNDS		FT-FTA	OF DE	TOT PF	TP	A TO	BLK S	MIN
		FG-FGA	FG-FGA	FG-FGA	FG-FGA							
34	Solverson, Johanna..... f	3-11	0-2	3-4	0 9	2	9	5	4	2	3	36
30	Lillis, Jennie..... f	7-9	0-0	1-2	0 4	4	3	15	4	0	1	32
40	Schupp, Tracy..... c	3-4	0-0	0-0	0 1	1	3	6	0	1	0	25
05	Calhoun, April..... g	3-4	0-1	1-2	2 3	5	0	5	6	4	2	32
22	Faulkner, Kristi..... g	9-14	5-9	6-7	3 1	4	3	29	2	3	1	37
01	O'Brien, Amber.....	0-0	0-0	0-0	0 0	0	0	0	0	0	0	1
10	Smith, Crystal.....	0-0	0-0	0-0	0 1	1	0	0	0	1	0	8
12	Armstrong, Jenna.....	0-1	0-0	0-0	0 0	0	0	0	0	0	0	2
42	Reedy, Tiffany.....	0-1	0-1	0-0	0 0	0	0	1	0	0	0	1
45	Kasperk, Morgan.....	0-0	0-0	1-2	0 0	0	0	1	0	0	0	1
52	Cavey, Jamie.....	3-4	0-0	2-3	1 5	6	2	8	3	1	1	10
54	McCann, Becca.....	1-1	0-0	1-1	0 0	0	2	3	1	0	0	8
TEAM.....												
Totals.....												
TOTAL FG% 1st Half: 17-30 56.7% 2nd Half: 11-22 50.0% Game: 53.8% DEADB												
3-Pt. FG% 1st Half: 3-8 37.5% 2nd Half: 2-5 40.0% Game: 38.5% REBS												
F Throw % 1st Half: 2-3 66.7% 2nd Half: 13-18 72.2% Game: 71.4% 6												

HOME TEAM: Wisconsin 7-18, 5-9

#	Player Name	TOT-FG 3-PT		REBOUNDS		FT-FTA	OF DE	TOT PF	TP	A TO	BLK S	MIN
		FG-FGA	FG-FGA	FG-FGA	FG-FGA							
43	Seeger, Kristi..... f	8-12	0-0	0-0	2 7	9	0	16	4	2	0	24
20	Gebisa, Lello..... c	5-10	0-0	0-2	1 0	1	4	10	2	2	0	32
44	Ashbaugh, Emily..... c	2-7	0-0	1-3	3 3	6	2	5	2	5	1	35
11	Rich, Stephanie..... g	8-17	3-6	2-2	0 2	2	5	21	4	1	5	36
22	Hefte, Leah..... g	1-3	0-0	0-0	1 0	1	0	2	0	0	0	1
02	Liegel, Jessica.....	0-1	0-0	0-0	0 0	0	0	0	0	0	0	1
12	Simmons, Abby.....	0-0	0-0	0-0	0 0	0	0	0	0	0	0	0+
14	Josephson, Ashley.....	1-1	0-0	0-0	0 0	0	0	2	1	0	0	3
23	Wilson, Jordan.....	0-1	0-0	0-0	1 1	2	0	0	1	0	0	6
25	Gebisa, Ebba.....	0-1	0-1	2-2	1 1	2	2	2	0	1	0	2
40	Nicols, Shawna.....	0-3	0-0	1-2	0 0	0	2	1	5	3	0	31
TEAM.....												
Totals.....												
TOTAL FG% 1st Half: 15-27 55.6% 2nd Half: 10-29 34.5% Game: 44.6% DEADB												
3-Pt. FG% 1st Half: 2-4 50.0% 2nd Half: 1-3 33.3% Game: 42.9% REBS												
F Throw % 1st Half: 3-5 60.0% 2nd Half: 3-6 50.0% Game: 54.5% 1,2												

Officials: Bob Trammell, Dave Stewart, Barbara Jo Smith
Technical fouls: Iowa-None. Wisconsin-None.
Attendance: 7726

Score by Periods		1st	2nd	Total
Iowa.....		39	37	- 76
Wisconsin.....		35	24	- 59

26

Wisconsin 53, No 13 Minnesota 76

February 27, 2003

Williams Arena, Minneapolis, Minn.

Official Basketball Box Score -- GAME TOTALS -- FINAL STATISTICS
Wisconsin vs. # 13 Minnesota 02-27-03 7:00 p.m. at Minneapolis, Minn. (Williams Arena)
VISITORS: Wisconsin 7-19, 5-10

#	Player Name	TOT-FG 3-PT		REBOUNDS		FT-FTA	OF DE	TOT PF	TP	A TO	BLK S	MIN
		FG-FGA	FG-FGA	FG-FGA	FG-FGA							
20	Gebisa, Lello..... f	4-8	0-1	3-5	4 6	10	3	11	2	3	1	24
25	Gebisa, Ebba..... f	2-4	0-0	1-2	1 3	4	3	5	0	2	0	28
44	Ashbaugh, Emily..... c	1-5	0-0	1-2	0 2	2	4	3	0	1	1	25
11	Rich, Stephanie..... g	4-11	1-2	5-5	0 1	1	2	14	5	8	1	32
43	Seeger, Kristi..... g	5-9	0-0	0-0	3 4	7	1	10	1	2	2	29
14	Josephson, Ashley.....	1-6	0-0	0-0	0 0	0	0	2	2	3	0	17
22	Hefte, Leah.....	1-3	0-0	0-0	0 0	0	0	1	2	0	0	17
23	Wilson, Jordan.....	1-2	0-0	2-2	2 0	2	4	4	0	1	0	14
34	Nelson, Annie.....	0-0	0-0	0-0	0 4	4	0	0	0	1	0	8
35	Bakke, Kjersten.....	0-0	0-0	0-0	0 0	0	0	0	0	0	0	2
40	Nicols, Shawna.....	1-2	0-1	0-0	0 0	0	2	2	2	5	0	10
TEAM.....												
Totals.....												
TOTAL FG% 1st Half: 11-22 50.0% 2nd Half: 9-28 32.1% Game: 40.0% DEADB												
3-Pt. FG% 1st Half: 0-0 0.0% 2nd Half: 1-4 25.0% Game: 25.0% REBS												
F Throw % 1st Half: 2-2 100% 2nd Half: 10-14 71.4% Game: 75.0% 2												

HOME TEAM: #13 Minnesota 22-4, 11-4

#	Player Name	TOT-FG 3-PT		REBOUNDS		FT-FTA	OF DE	TOT PF	TP	A TO	BLK S	MIN
		FG-FGA	FG-FGA	FG-FGA	FG-FGA							
10	Prince, Kim..... f	4-4	0-0	1-2	1 1	2	1	9	1	1	0	16
25	Von Wald, Corrin..... f	4-10	1-5	0-0	1 1	2	3	9	2	1	0	33
04	McCarville, Janel..... c	6-10	0-0	9-11	3 7	10	4	21	3	4	1	33
13	Whalen, Lindsay..... g	6-14	0-2	7-8	4 5	9	1	19	6	6	0	35
21	Lieser, Lindsay..... g	3-7	1-5	0-0	0 2	2	0	7	2	0	0	16
11	Schonrock, Shannon.....	0-4	0-3	0-0	0 1	1	2	0	1	1	0	20
20	Hill, Leslie.....	0-0	0-0	0-0	1 1	2	0	0	0	0	0	2
22	Bolden, Shannon.....	2-3	0-0	0-0	0 0	0	2	4	0	0	0	18
23	Gilbert, Tanisha.....	1-4	0-0	4-5	3 0	3	1	6	3	0	0	11
24	Nelson, Kim.....	0-2	0-2	0-0	0 1	1	0	0	0	0	0	2
35	Andersson, Kadidja.....	0-1	0-0	1-2	0 0	0	2	1	0	2	0	12
50	Collison, Christina.....	0-0	0-0	0-0	0 0	0	0	0	0	1	0	2
TEAM.....												
Totals.....												
TOTAL FG% 1st Half: 13-29 44.8% 2nd Half: 13-30 43.3% Game: 44.1% DEADB												
3-Pt. FG% 1st Half: 0-6 0.0% 2nd Half: 2-11 18.2% Game: 11.8% REBS												
F Throw % 1st Half: 12-15 80.0% 2nd Half: 10-13 76.9% Game: 78.6% 2												

Officials: Sue Blauch, Dennis Mayer, Teresa Dahlem
Technical fouls: Wisconsin-None. #13 Minnesota-None.
Attendance: 9753
Score by Periods
Wisconsin..... 24 29 - 53
#13 Minnesota..... 38 38 - 76

27

Wisconsin 55, No. 15 Penn State 76

March 2, 2003

Jordan Center, State College, Penn.

Official Basketball Box Score -- GAME TOTALS -- FINAL STATISTICS
Wisconsin vs. #15 Penn State 03-02-03 1:00 p.m. at State College, Pa. (Jordan Center)
VISITORS: Wisconsin 7-20, 5-11

#	Player Name	TOT-FG 3-PT		REBOUNDS		FT-FTA	OF DE	TOT PF	TP	A TO	BLK S	MIN
		FG-FGA	FG-FGA	FG-FGA	FG-FGA							
43	Seeger, Kristi..... f	1-3	0-0	0-0	0 2	2	0	2	1	0	0	24
44	Ashbaugh, Emily..... f	2-4	0-0	0-0	0 4	4	4	4	2	3	0	24
20	Gebisa, Lello..... c	3-6	0-0	0-0	1 4	5	2	6	1	6	1	23
11	Rich, Stephanie..... g	5-11	2-3	1-2	2 4	6	2	13	4	5	0	29
14	Josephson, Ashley..... g	3-7	2-2	0-0	0 2	2	1	8	2	2	0	34
22	Hefte, Leah.....	0-1	0-0	1-2	0 1	1	1	1	1	3	0	14
23	Wilson, Jordan.....	0-1	0-0	0-0	0 0	0	0	0	0	2	0	12
25	Gebisa, Ebba.....	7-7	2-2	1-1	3 4	7	3	17	1	5	0	28
35	Bakke, Kjersten.....	0-1	0-0	0-0	0 0	0	0	0	0	0	0	0+
40	Nicols, Shawna.....	1-4	0-3	2-2	0 0	0	0	4	1	1	0	12
TEAM.....												
Totals.....												
TOTAL FG% 1st Half: 12-22 54.5% 2nd Half: 10-23 43.5% Game: 48.0% DEADB												
3-Pt. FG% 1st Half: 2-2 100% 2nd Half: 4-8 50.0% Game: 60.0% REBS												
F Throw % 1st Half: 1-2 50.0% 2nd Half: 4-5 80.0% Game: 71.4% 1,1												

HOME TEAM: #15 Penn State 23-7, 13-3

#	Player Name	TOT-FG 3-PT		REBOUNDS		FT-FTA	OF DE	TOT PF
---	-------------	-------------	--	----------	--	--------	-------	--------

BIG TEN CONFERENCE BASKETBALL

One of the premier athletic leagues in the nation, the Big Ten Conference is proud of its leadership in the arena of Athletics.

Big Ten women's athletics programs have led the nation in both women's basketball and volleyball attendance. In addition, the league receives more television exposure than any conference in the nation. More than 200 Conference athletic events are televised each year on national and regional networks.

Begun in 1895, the Intercollegiate Conference of Faculty Representatives (popularly known as the Big Ten) has changed little from its original philosophy of faculty control of athletics with emphasis on the student-athlete. Comprised of 11 institutions in eight states, the conference has long set the national standard for athletics and academics.

Women's athletics programs became affiliated with the Conference officially in 1981, although unofficial conference championships had been held among the member institutions since 1972. Penn State became the 11th university to join the conference in 1991.




The Big Ten Conference began its conference basketball tournament that decides the automatic qualifier for the NCAA Championship in 1995. Purdue has won five of the last six the titles and became the Big Ten's first NCAA champion in 1999. The Boilermakers were the



runnerup NCAA champions in 2001, and also attended the Final Four in 1994. Ohio State and Iowa advanced to the Final Four in 1993. Penn State was a Final Four semifinalist in 2000. A Big Ten team has been to the Final Four three of the past five years.

The league title is based on the final regular season conference standings. All teams play a total of 16 games. Schools play six teams twice, and four teams once.

The 2004 Big Ten Conference tournament will be held on Thursday-Monday, March 4-8, at Conseco Fieldhouse in Indianapolis. The tournament is a four-day single elimination playoff with all 11 teams participating. The top five seeds (as determined by standings) receive a first-round bye. The other six teams play each other in the first round, with the winners participating in the quarterfinals on Friday. The conference tournament champion earns the automatic bid to the NCAA tournament. All rounds of the tournament are broadcast on Fox Sports Net Chicago or ESPN.



Big Ten Contacts

BIG TEN OFFICE (847) 696-1010
ILLINOIS (217) 244-1256

Mike Koon: mkoon@uiuc.edu
Media Row: (217) 333-1227
FAX Phone: (217) 333-5540
Online: www.fightingillini.com

INDIANA (812) 855-4770

Gavin Lang: glang@indiana.edu
FAX Phone: (812) 855-9401
Media Row: (812) 855-2754
Online: www.iuhoosiers.com

IOWA (319) 335-9411

Matt Weitzel:
matthew-weitzel@hawkeyesports.com
Media Row: (319) 335-9258
FAX Phone: (319) 335-9417
Online: www.hawkeyesports.com

MICHIGAN (734) 763-4423

Rich Marion: rjmar@umich.edu
Media Row: (734) 998-7188
FAX Phone: (734) 647-1188
Online: www.mgoblue.com

MICHIGAN STATE (517) 355-2271

Brad Gust: gust@ath.msu.edu
Media Row: (517) 353-1626
FAX Phone: (517) 353-9636
Online: www.msuspartans.com

MINNESOTA (612) 624-1023

Becky Bohm: bohmx002@umn.edu
Media Row: (612) 626-1308
FAX Phone: (612) 624-8018
Online: www.gophersports.com

NORTHWESTERN (847) 491-7503

Kimberly Gardner:
kagardner@northwestern.edu
Media Row: ((847) 491-8852/8853
FAX Phone: (847) 491-8818
Online: www.nusports.com

OHIO STATE (614) 292-3270

Lauren Price: price.481@osu.edu
Media Row: (614) 688-5330
FAX Phone: (614) 292-8547
www.ohiostatebuckeyes.com

PENN STATE (814) 865-1757

TBA
Media Row: (814) 863-3294
FAX Phone: (814) 863-3165
Online: www.GoPSUsports.com

PURDUE (765) 494-6335

Kathleen Offer: koffer@purdue.edu
Media Row: (765) 494-6364
FAX Phone: (765) 494-5447
Online: www.purduesports.com

WISCONSIN (608) 263-5502

Tamara J. Flarup: tjf@athletics.wisc.edu
Media Row: (608) 265-4333
FAX Phone: (608) 265-8051
www.uwbadgers.com

2002-03 BIG TEN RESULTS

2003 Big Ten Conference Standings

		Big Ten			All Games			Post
		W	L	PCT	W	L	PCT	Post-Season
1.	Penn State*	13	3	.813	26	9	.743	NCAA Midwest Regional Semifinals
2.	Purdue#	12	4	.750	29	6	.829	NCAA East Regional Finals
	Minnesota	12	4	.750	25	6	.806	NCAA West Regional Semifinals
4.	Ohio State	10	6	.625	22	10	.688	NCAA Second Round
	Michigan State	10	6	.625	17	12	.586	NCAA 1st Round
6.	Illinois	9	7	.562	17	12	.586	NCAA 1st Round
7.	Iowa	6	10	.375	18	15	.545	
8.	Indiana	5	11	.312	13	15	.464	
	Wisconsin	5	11	.312	7	21	.250	
10.	Michigan	3	13	.188	13	16	.448	
	Northwestern	3	13	.188	8	20	.286	

* Big Ten Regular Season Champion; #Big Ten Tournament Champion

2003 Big Ten Tournament Results and All-Conference Selections

First Round, March 6

(#8) Indiana 52 (#9) Wisconsin 51
 (#7) Iowa 70 (#10) Northwestern 58
 (#11) Michigan 83 (#6) Illinois 59

Quarterfinals, March 7

(#1) Penn State 67 (#8) Indiana 64
 (#4) Ohio State 71 (#5) Michigan State 55
 (#7) Iowa 80 (#2) Minnesota 77
 (#3) Purdue 72 (#11) Michigan 50

Semifinals, March 9

Ohio State 72, Penn State 61
 Purdue 84, Iowa 57

Finals, March 10

Purdue 67, Ohio State 65

All-Tournament Team

Caity Matter, Ohio State
 Erika Valek, Purdue
 Kim Wilburn, Ohio State
 Shereka Wright, Purdue (MVP)
 Tanisha Wright, Penn State

2003 Coaches' All-Freshmen Team

Cyndi Valentin, Indiana
 Johanna Solverson, Iowa
 Lindsay Bowen, Michigan State
 Liz Shimek, Michigan State
 Kim Wilburn, Ohio State

Coaches Poll

Player of the Year

Kelly Mazzante, Penn State

Freshman of the Year

Liz Shimek, Michigan State

Defensive Player of the Year

Tanisha Wright, Penn State

Coach of the Year

Rene Portland, Penn State

First Team

Lindsay Whalen, Minnesota*
 Kelly Mazzante, Penn State*
 Tanisha Wright, Penn State
 Erika Valek, Purdue
 Shereka Wright, Purdue

Second Team

Jennie Lillis, Iowa
 Syreeta Bromfield, Michigan State
 Janel McCarville, Minnesota
 Courtney Coleman, Ohio State
 Jess Brungo, Penn State

Honorable Mention:

Aminata Yanni, Illinois
 Jennifer Smith, Michigan
 Lindsay Bowen, Michigan State
 Kristin Haynie, Michigan State
 Sarah Kwasinski, Northwestern
 Jess Strom, Penn State

Media Poll

Player of the Year

Kelly Mazzante, Penn State

Freshman of the Year

Lindsay Bowen, Michigan State

Coach of the Year

Rene Portland, Penn State

First Team

Jennie Lillis, Iowa
 Janel McCarville, Minnesota
 Lindsay Whalen, Minnesota*
 Kelly Mazzante, Penn State*
 Shereka Wright, Purdue

Second Team

Angelina Williams, Illinois
 Courtney Coleman, Ohio State
 Caity Matter, Ohio State
 Tanisha Wright, Penn State
 Erika Valek, Purdue

Honorable Mention:

Aminata Yanni, Illinois
 Jennifer Smith, Michigan
 Lindsay Bowen, Michigan State
 Kelli Roehrig, Michigan State
 Liz Shimek, Michigan State
 Sarah Kwasinski, Northwestern
 Kim Wilburn, Ohio State
 Jess Brungo, Penn State
 Mary Jo Noon, Purdue
 Stephanie Rich, Wisconsin

*Un

animous selection

2002-03 BIG TEN STATISTICAL LEADERS

Scoring

1. Kelly Mazzante, PSU	23.9
2. Lindsey Whalen, MINN	20.6
3. Shreka Wright, PUR	18.9
4. Kristi Faulkner, IOWA	16.3
Jennie Lillis, IOWA	16.3
6. Tanisha Wright, PSU	16.0
7. Angelina Williams, ILL	15.4
Caity Matter, OSU	15.4
9. Corrin Von Wald, MINN	14.8
10. Syreeta Bromfield, MSU	14.7
Jennifer Smith, MICH	14.7
12. Courtney Coleman, OSU	14.1
13. Erika Calek, PUR	14.0
14. Lindsay Bowen, MSU	13.3
15. Janel McCarville, MINN	12.8
16. Cindy Dallas, ILL	12.3
17. Aminata Yanni, ILL	12.0
Jenny DeMuth, IND	12.0
Sarah Kwasinski, NU	12.0
20. Kelli Roehrig, MSU	11.8

Field Goal Percentage

1. Courtney Coleman, OSU	.662
2. Janel McCarville, MINN	.657
3. Kelli Roehrig, MSU	.582
4. Kim Prince, MINN	.577
5. Lindsay Whalen, MINN	.546
6. Jennifer Smith, MICH	.543
7. LeeAnn Bies, MICH	.532
8. Kristi Seeger, WIS	.528
9. Mary Jo Noon, PUR	.512
10. Tanisha Wright, PSU	.507

Free Throw Pct.

1. Lindsay Bowen, MSU	.995
2. Kristi Faulkner, IOWA	.879
3. Jess Strom, PSU	.877
4. Cyndi Valentin, IND	.869
5. Kristin Haynie, MSU	.853
6. Lindsay Whalen, MINN	.847
7. Kelly Mazzante, PSU	.842
8. Mary Jo Noon, PUR	.841
9. Jennifer Smith, MICH	.840
10. Erika Valek, PUR	.828

3-Point Field Goals Md.

1. Caity Matter, OSU	3.31
2. Kelly Mazzante, PSU	2.80
3. Lindsay Bowen, MSU	2.66
4. Beth Jones, PUR	2.03
5. Syreeta Bromfield, MSU	1.83
6. Aminata Yanni, ILL	1.79
7. Samantha McComb, NU	1.71
Stephanie Rich	1.71
9. Lisa Eckart, IND	1.61
10. Kristi Faulkner, IOWA	1.58

3-Point Field Goal Pct.

1. Lindsay Bowen, MSU	.464
2. Caity Matter, OSU	.451
3. Beth Jones, PUR	.401
4. Lisa Eckart, IND	.381
5. Syreeta Bromfield, MSU	.351
6. Kelly Mazzante, PSU	.345
7. Aminata Yanni, ILL	.344
8. Samantha McComb, NU	.340
9. Kristi Faulkner, IOWA	.333
10. Stephanie Rich, WIS	.327

Rebounds

1. Cindy Dallas, ILL	9.6
2. Liz Shimek, MSU	9.1
3. Janel McCarville, MINN	9.0
4. Angela Hawkins, IND	7.9
5. Jennie Lillis, IOWA	7.2
6. Tabitha Pool, MICH	6.9
7. Sarah Kwasinski, NU	6.7
Courtney Coleman, OSU	6.7
9. Syreeta Bromfield, MSU	6.6
10. Jennifer Smith, MICH	6.5

Assists

1. Jess Strom, PSU	6.34
2. Lindsay Whalen, MINN	6.19
3. Kim Wilburn, OSU	5.25
4. Kristin Haynie, MSU	4.97
5. Erika Valek, PUR	4.89
6. April Calhoun, IOWA	4.64
7. Kristin Bodine, IND	4.00
8. Tanisha Wright, PSU	3.97
9. Ashley Allen, OSU	3.64
10. Syreeta Bromfield, MSU	3.10

Steals

1. Kim Wilburn, OSU	2.88
2. Corrin Von Wald, MINN	2.71
3. Erika Valek, PUR	2.60
4. Tanisha Wright, PSU	2.57
5. Kelly Mazzante, PSU	2.49
6. Stephanie Rich, WIS	2.46
7. Kristin Haynie, MSU	2.31
8. Jess Strom, PSU	2.11
9. Syreeta Bromfield, MSU	2.03
10. Janel McCarville, MINN	2.00

Blocked Shots

1. Lello Gebisa, WIS	2.11
2. Sarah Kwasinski, NU	1.82
3. LaToya Turner, OSU	1.68
4. Emily Ashbaugh, WIS	1.29
5. Janel McCarville, MINN	1.23
Jessica Brungo, PSU	1.23
7. Jennie Lillis, IOWA	1.21
8. Kelli Roehrig, MSU	1.17
9. Mary Jo Noon, PUR	1.06
10. LeeAnn Bies, MICH	1.07

NCAA TOURNAMENT TEAMS

2003	Six Teams/64-team-bracket Purdue*, Penn State*, Michigan State, Illinois, Ohio State, Minnesota
2002	Six Teams/64-team bracket Purdue*, Penn State, Minnesota, Iowa, Wisconsin, Indiana*
2001	Five Teams/64-team bracket Purdue*, Penn State, Michigan, Iowa*, Wisconsin
2000	Four Teams/64-team bracket Purdue*, Penn State*, Michigan, Illinois
1999	Three Teams/64-team bracket Purdue*, Penn State, Illinois
1998	Five Teams/64-team bracket Iowa*, Illinois, Purdue*, Michigan, Wisconsin
1997	Five Teams/64-team bracket Purdue*, Michigan State*, Illinois*, Iowa*, Northwestern
1996	Six Teams/64-team bracket Iowa*, Penn State*, Wisconsin, Michigan State, Ohio State, Purdue
1995	Four Teams/64-team bracket Penn State*, Purdue*, Wisconsin, Indiana
1994	Five Teams/64-team bracket Penn State*, Purdue*, Iowa, Indiana, Minnesota
1993	Four Teams/64-team bracket Iowa*, Ohio State*, Penn State, Northwestern
1992	Three Teams/48-team bracket Iowa*, Purdue, Wisconsin
1991	Four Teams/48-team bracket Purdue*, Iowa, Michigan State, Northwestern
1990	Five Teams/48-team bracket Iowa*, Northwestern*, Purdue, Michigan, Ohio State
1989	Three Teams/48-team bracket Iowa*, Ohio State*, Purdue
1988	Two Teams/40-team bracket Iowa*, Ohio State
1987	Four Teams/40-team bracket Iowa*, Ohio State*, Northwestern, Illinois
1986	Three Teams/40-team bracket Ohio State*, Iowa, Illinois
1985	One Team/32-team bracket Ohio State*
1984	One Team/32-team bracket Ohio State*
1983	One Team/32-team bracket Indiana*
1982	Three Teams/32-team bracket Ohio State*, Illinois, Northwestern

* Indicates Big Ten Regular Season Champion

+ Indicates Big Ten Tournament Champion

Note: Statistics are for all games, not just conference-only games

2004 BIG TEN COMPOSITE SCHEDULE

WEDNESDAY, DECEMBER 31

INDIANA at Ball State

THURSDAY, JANUARY 1

MICHIGAN at MINNESOTA, TBA (FOX)

FRIDAY, JANUARY 2

ILLINOIS at IOWA, 7 p.m. CST
INDIANA at MICHIGAN STATE, 7 p.m. EST
WISCONSIN at OHIO STATE, 7 p.m. EST
PENN STATE at PURDUE, 7 p.m. CST

SATURDAY, JANUARY 3

South Carolina at MINNESOTA, 3 p.m. CST (CBS)

SUNDAY, JANUARY 4

OHIO STATE at Rutgers, 5 p.m. EST
MICHIGAN ST at PENN ST, 1 p.m. EST (FOX)

THURSDAY, JANUARY 8

OHIO STATE at ILLINOIS, 7 p.m. CST
WISCONSIN at INDIANA, 8 p.m. EST
PURDUE at MICHIGAN STATE, 7 p.m. EST
MINNESOTA at NORTHWESTERN, 7 p.m. CST
IOWA at PENN STATE, 7 p.m. CST

SUNDAY, JANUARY 11

PURDUE at ILLINOIS, 2 p.m. CST
INDIANA at MICHIGAN, 2 p.m. EST (FOX)
IOWA at MINNESOTA, Noon CST
OHIO STATE at NORTHWESTERN, 2 p.m. CST
PENN STATE at WISCONSIN, 1:30 p.m. CST

MONDAY, JANUARY 12

Detroit at MICHIGAN STATE, Noon. EST

TUESDAY, JANUARY 13

ILLINOIS at WISCONSIN, 7 p.m. CST

THURSDAY, JANUARY 15

INDIANA at IOWA, 7 p.m. CST
PENN STATE at MICHIGAN, 8 p.m. EST
ILLINOIS at MINNESOTA, 7 p.m. CST
MICHIGAN STATE at OHIO STATE, 7 p.m. EST
NORTHWESTERN at PURDUE, 7 p.m. EST

FRIDAY, JANUARY 16

IUPUI Fort Wayne at WISCONSIN, 7 p.m. CST

SUNDAY, JANUARY 18

WISCONSIN at IOWA, 2 p.m. CST
NORTHWESTERN at INDIANA, 2 p.m. EST
MICHIGAN at MICHIGAN STATE, 1 p.m. EST
ILLINOIS at PENN STATE, 2 p.m. EST
MINNESOTA at PURDUE, 2 p.m. EST (FOX)

THURSDAY, JANUARY 22

INDIANA at ILLINOIS, 7 p.m. CST
MICHIGAN ST at NORTHWESTERN, 7 p.m. CST (FOX)
PURDUE at OHIO STATE, 8 p.m. EST
MINNESOTA at PENN STATE, 7 p.m. EST
MICHIGAN at WISCONSIN, 7 p.m. CST

SUNDAY, JANUARY 25

PURDUE at INDIANA, 2 p.m. EST
MICHIGAN STATE at MINNESOTA, 2 p.m. CST
PENN STATE at OHIO STATE, 2 p.m. EST
NORTHWESTERN at WISCONSIN, Noon CST (FOX)

BIG TEN CONFERENCE

Big Ten Courtside Telephones

BIG TEN OFFICE	(847) 696-1010
ILLINOIS	(217) 333-1227
INDIANA	(812) 855-2754
IOWA	(319) 335-7284
MICHIGAN	(734) 998-7188
MICHIGAN STATE	(517) 353-1626
MINNESOTA	(612) 626-1308
NORTHWESTERN	(847) 491-8852 or (847) 491-8853
OHIO STATE	(614) 688-5330
PENN STATE	(814) 863-3294
PURDUE	(765) 494-6364
WISCONSIN	
Kohl Center	(608) 265-4333
Field House	(608) 263-2249

TENTH ANNUAL WOMEN'S BIG TEN CONFERENCE BASKETBALL TOURNAMENT

THURSDAY-MONDAY
MARCH 4-8, Consecro Fieldhouse
Indianapolis, Ind.

THURSDAY, MARCH 4 First Round Playoffs

Last six teams as determined by league
rankings play off for quarterfinals;
top five teams have byes
Televised By Fox Sports Net Chicago

FRIDAY, MARCH 5
Quarterfinals, Begin 11 AM CST
Televised By Fox Sports Net Chicago

SUNDAY, MARCH 7
Semifinals, 2:30 and 5 PM CST
Televised By Fox Sports Net Chicago

MONDAY, MARCH 8
Championship Finals, 8 PM CST
Televised by ESPN2

THURSDAY, JANUARY 29

MICHIGAN STATE at ILLINOIS, 7 p.m. CST
OHIO STATE at MICHIGAN, 7 p.m. CST
INDIANA at MINNESOTA, 7 p.m. CST
IOWA at NORTHWESTERN, 7 p.m. CST
WISCONSIN at PURDUE, 7 p.m. EST
PENN STATE at St. Joe's

SUNDAY, FEBRUARY 1

MICHIGAN at ILLINOIS, 2 p.m. CST
IOWA at MICHIGAN STATE, 2 p.m. EST
INDIANA at OHIO STATE, 1 p.m. EST
NORTHWESTERN at PENN STATE, 2 p.m. EST
MINNESOTA at WISCONSIN, 3:30 p.m. CST (FOX)

THURSDAY, FEBRUARY 5

OHIO STATE at IOWA, 7 p.m. CST
PENN STATE at INDIANA, 7 p.m. EST (FOX)
PURDUE at MICHIGAN, 7 p.m. EST
WISCONSIN at MICHIGAN STATE, 7 p.m. EST
ILLINOIS at NORTHWESTERN, 7 p.m. CST

SUNDAY, FEBRUARY 8

ILLINOIS at INDIANA, 2 p.m. EST
WISCONSIN at MICHIGAN, 1 p.m. EST (FOX)
PENN STATE at MINNESOTA, 6 p.m. CST
NORTHWESTERN at MICHIGAN ST, 2 p.m. EST
OHIO STATE at PURDUE, 2 p.m. EST (ESPN2)

TUESDAY, FEBRUARY 10

PURDUE at IOWA, 7 p.m. CST (FOX)

THURSDAY, FEBRUARY 12

MICHIGAN STATE at MICHIGAN, 7 p.m. EST
INDIANA at NORTHWESTERN, 7 p.m. CST
MINNESOTA at OHIO STATE, 7 p.m. EST
IOWA at WISCONSIN, 7 p.m. CST

SUNDAY, FEBRUARY 15

MINNESOTA at ILLINOIS, Noon CST
IOWA at INDIANA, 2 p.m. CST
OHIO STATE at MICHIGAN ST, 2 p.m. EST (FOX)
PURDUE at NORTHWESTERN, 2 p.m. CST
MICHIGAN at PENN STATE, 2 p.m. EST

THURSDAY, FEBRUARY 19

MINNESOTA at IOWA, 7 p.m. CST
MICHIGAN at INDIANA, 7 p.m. EST
NORTHWESTERN at OHIO STATE, 7 p.m. EST
WISCONSIN at PENN STATE, 8 p.m. EST (FOX)
ILLINOIS at PURDUE, 7 p.m. EST

SUNDAY, FEBRUARY 22

PENN STATE at IOWA, Noon. CST
NORTHWESTERN at MINNESOTA, 2 p.m. CST
ILLINOIS at OHIO STATE, 2 p.m. EST (FOX)
MICHIGAN STATE at PURDUE, 2 p.m. EST
INDIANA at WISCONSIN, 1:30 CST

THURSDAY, FEBRUARY 26

WISCONSIN at ILLINOIS, 7 p.m. CST
NORTHWESTERN at MICHIGAN, 7 p.m. EST
OHIO STATE at MINNESOTA
PENN STATE at MICHIGAN STATE, 7 p.m. EST
IOWA at PURDUE, 8 p.m. EST

SUNDAY, FEBRUARY 29

IOWA at ILLINOIS, 2 p.m. CST (FOX)
MICHIGAN STATE at INDIANA, 2 p.m. EST
MINNESOTA at MICHIGAN, 2 p.m. EST
PURDUE at PENN STATE, 1 p.m. EST (ESPN2)
OHIO STATE at WISCONSIN, 7 p.m. CST

BIG TEN OPPONENTS

UNIVERSITY
OF ILLINOIS

Tuesday, January 13, 2004
at Madison, Wis. — 7:00 p.m. CST

Thursday, February 26, 2004
at Urbana-Champaign, Ill. — 7:00 p.m. CST

Location: Urbana-Champaign, Ill.

Enrollment: 38,253

Division: NCAA-I

Home Arena: Assembly Hall
(16,450)

Nickname: Fighting Illini

Colors: Orange and blue

2002-03 Season Record: 17-11

2003 Conference Record/Finish:
9-7/6th

Post Season: Lost to Michigan, 83-59, in Big Ten Tournament

First Round. Lost to Virginia, 72-56, in NCAA First Round.

Starters Returning/Lost: 4/1

Letterwinners Returning/Lost: 12/1

Head Coach: Theresa Grentz

School Record: 148-97 (8 years)

Career Record: 609-252 (29 years)

Big Ten Record: 84-52 (8 years)

Grentz vs. Wisconsin: 8-6 (7 years)

Assistant Coaches: Wray Cannaday, Marsha Frese,
Chris Mennig

Basketball Office: 217-333-8612

Sports Information: Mike Koon

E-mail: mkoon@uiuc.edu


Office Phone: (217) 244-1256

Home Phone: (217) 378-5243

Media Row Phone: (217) 333-1227

FAX Phone: (217) 333-5540

Illinois Online: www.fightingillini.com



Head Coach
Theresa Grentz

Top Illinois Returnees:

Player	Pos.	Ht.	Yr.	Pts.	Reb.
Cindy Dallas*	F	6-2	Sr.	12.3	9.6
Angelina Williams*	F	6-0	Jr.	15.4	4.3
Aminata Yanni*	G	6-1	Jr.	12.0	3.0
Brett Leonard	G	5-5	Jr.	2.6	1.1
Tiffanie Guthrie	G	5-10	Jr.	10.7	4.1

* Returning Starter

Top Illinois Newcomers:

Missy Mitidiero	PG	5-5	Fr.	Lansing, Ill.
Kira Mowen	G	5-9	Fr.	Waynesboro, Pa.
Audrey Tabon	F	6-2	Fr.	Pittsburgh, Pa.
Erin Wigley	G	6-1	Fr.	Moon Township, Pa.

Series Record:

Wisconsin vs. Illinois series record: 20-25

at Madison: 14-8; at Champaign: 6-14; Neutral: 0-3

Date	Place	Wis	Opp	Margin
Dec. 6, 1974	Iowa City, Iowa	56	57	- 1
Feb. 6, 1976	Champaign, Ill.	33	77	-44
Feb. 11, 1977	West Lafayette, Ind.	49	76	-27
Dec. 9, 1978	Madison, Wis.	60	51	+ 9
Feb. 16, 1979	Madison, Wis.	63	92	-29
Jan. 9, 1982	Madison, Wis.	80	71	+ 9
Jan. 9, 1983	Champaign, Ill.	91	88	+ 3
March 10, 1983	Madison, Wis.	72	80	- 8
Jan. 8, 1984	Madison, Wis.	64	53	+11
March 8, 1984	Champaign, Ill.	79	65	+14
Jan. 18, 1985	Champaign, Ill.	59	70	-11
Feb. 17, 1985	Madison, Wis.	70	67	+13
Jan., 17, 1986	Madison, Wis.	69	82	-13
Feb. 16, 1986	Champaign, Ill.	53	69	-16
Jan. 9, 1987	Champaign, Ill.	67	82	-15
Feb. 8, 1987	Madison, Wis.	64	77	-13
Jan. 15, 1988	Madison, Wis.	75	64	+11
Feb. 14, 1988	Champaign, Ill.	50	76 OT	-26
Jan. 27, 1989	Champaign, Ill.	75	81 OT	- 6
Feb. 26, 1989	Madison, Wis.	77	68	+ 9
Jan. 26, 1990	Madison, Wis.	86	77	+ 9
Feb. 25, 1990	Champaign, Ill.	76	81	- 5
Jan. 25, 1991	Madison, Wis.	90	81	+ 9
Feb. 24, 1991	Champaign, Ill.	73	88	-15
Jan. 24, 1992	Champaign, Ill.	65	59	+ 6
Feb. 23, 1992	Madison, Wis.	73	59	+14
Jan. 22, 1993	Champaign, Ill.	74	81	- 7
Feb. 21, 1993	Madison, Wis.	74	84	-10
Jan. 21, 1994	Madison, Wis.	81	59	+22
Feb. 20, 1994	Champaign, Ill.	79	82	- 3
Jan. 22, 1995	Madison, Wis.	76	47	+29
Jan. 21, 1996	Champaign, Ill.	68	67	+ 1
Dec. 29, 1996	Madison, Wis.	67	73	- 6
Feb. 21, 1997	Champaign, Ill.	78	82	- 4
Dec. 30, 1997	Champaign, Ill.	75	83	- 8
Feb. 20, 1998	Madison, Wis.	73	69	+ 4
Dec. 30, 1998	Champaign, Ill.	72	90	-18
Feb. 19, 1999	Madison, Wis.	82	78 OT	+ 4
Jan. 4, 2000	Madison, Wis.	74	80	- 6
Feb. 24, 2000	Champaign, Ill.	78	87	- 9
Jan. 25, 2001	Champaign, Ill.	73	65	+ 8
March 2, 2001	Grand Rapids, Mich. (BT)	68	80	-12
Jan. 17, 2002	Madison, Wis.	74	69	+5
Jan. 12, 2003	Champaign, Ill.	56	73	-17
Jan. 19, 2003	Madison, Wis.	69	59	+10

INDIANA UNIVERSITY

Thursday, January 8, 2004
at Bloomington, Ind. — 6:00 p.m. CST

Sunday, February 22, 2004
Madison, Wis. — 1:30 p.m. CST

Location: Bloomington, Ind.

Enrollment: 37,076

Division: NCAA-I

Home Arena:

Assembly Hall (17,357)

Nickname: Hoosiers

Colors: Cream and crimson

2002-03 Season Record: 13-15

2003 Conference Record/Finish: 5-

11/T8th

Post Season: Beat Wisconsin 52-51 in

First Round Big Ten Tournament, lost to Penn State in

Second Round 67-64.

Starters Returning/Lost: 3/2

Letterwinners Returning/Lost: 8/5

Head Coach: Kathi Bennett

School Record: 50-40 (3 years)

Career Record: 274-143 (15 years)

Big Ten Record: 22-26 (3 years)

Bennett vs. Wisconsin: 4-3 (3 years)

Associate Coach: Tricia Betthausen

Assistant Coaches: Paul Nixon, Quacy Barnes

Basketball Office: (812) 855-3013

Sports Information: Gavin Lang

E-mail: glang@indiana.edu

Office Phone: (812) 855-4770

Media Row Phone: (812) 855-2754

FAX Phone: (812) 855-9401

Indiana Online: www.iuhoosiers.com

Top Indiana Returnees:

Player	Pos.	Ht.	Yr.	Pts.	Reb.
Jenny DeMuth*	G/F	5-10	Jr.	12.0	4.8
Jamie Gathing	F	6-0	Sr.	2.6	2.8
LeeAnn Stephenson	G	5-6	Jr.	injured	
April Williams	G/F	6-0	So.	1.1	0.2
Briggett Branson*	F	6-2	So.	1.4	2.1
Kali Kullberg	G	5-8	So.	4.3	1.7
Angela Hawkins	C	6-3	So.	5.4	7.9
Cyndi Valentin*	G	5-8	So.	10.4	3.8

* Returning Starter

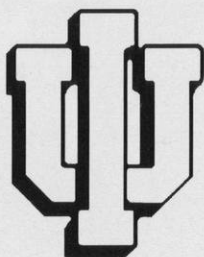
Top Indiana Newcomers:

Annika Boyd	G	5-10	Fr.	Minneapolis, Minn.
Jamey Chapman	F	6-3	Fr.	Omaha, Neb.
Leah Enterline	G	5-9	Fr.	Monroeville, Ind.
Sarah McKay	C	6-7	Fr.	Victoria, B.C.
Carrie Smith	F	6-1	Fr.	Indianapolis, Ind.

Series Record:

Wisconsin vs. Indiana series record: 12-34

at Madison: 10-11; at Bloomington: 2-21; Neutral: 0-2



Head Coach
Kathi Bennett

Date	Place	Wis	Opp	Margin
Dec. 6, 1974	Iowa City, Iowa	56	57	- 1
Dec. 7, 1974	Iowa City, Iowa	29	83	-54
Feb. 9, 1978	Bloomington, Ind.	48	63	-15
Feb. 8, 1979	Bloomington, Ind.	45	53	- 8
Feb. 17, 1979	Madison, Wis.	52	59	- 7
Jan. 18, 1980	Bloomington, Ind.	50	64	-14
Jan. 30, 1981	Madison, Wis.	86	76	+10
Dec. 5, 1981	Bloomington, Ind.	77	83	- 6
Feb. 6, 1983	Madison, Wis.	61	73	-12
Feb. 11, 1983	Bloomington, Ind.	49	59	-10
Feb. 5, 1984	Bloomington, Ind.	57	64	- 7
Feb. 10, 1984	Madison, Wis.	60	58	+ 2
Jan. 13, 1985	Madison, Wis.	51	75	-24
Feb. 8, 1985	Bloomington, Ind.	67	71	- 4
Jan. 12, 1986	Bloomington, Ind.	46	65	-19
Feb. 7, 1986	Madison, Wis.	37	65	-28
Jan. 16, 1987	Madison, Wis.	66	71 OT	- 5
Feb. 15, 1987	Bloomington, Ind.	48	46 OT	+ 2
Jan. 22, 1988	Bloomington, Ind.	49	71	-22
Feb. 21, 1988	Madison, Wis.	53	77	-24
Jan. 6, 1989	Bloomington, Ind.	55	73	-18
March 11, 1989	Madison, Wis.	80	85	- 5
Jan. 5, 1990	Madison, Wis.	80	92	-12
March 10, 1990	Bloomington, Ind.	69	76	- 7
Feb. 1, 1991	Bloomington, Ind.	86	103	-17
March 3, 1991	Madison, Wis.	80	75	+ 5
Jan. 10, 1992	Bloomington, Ind.	52	77	-25
March 14, 1992	Madison, Wis.	77	67	+10
March 5, 1993	Madison, Wis.	72	79	- 7
March 4, 1994	Bloomington, Ind.	64	66	- 2
Jan. 3, 1995	Madison, Wis.	78	62	+16
Feb. 24, 1995	Bloomington, Ind.	61	63	- 2
Dec. 29, 1995	Madison, Wis.	81	71	+10
Feb. 23, 1996	Bloomington, Ind.	68	82	-14
Jan. 12, 1997	Bloomington, Ind.	72	74	- 2
Feb. 7, 1997	Madison, Wis.	54	59	- 5
Jan. 9, 1998	Madison, Wis.	75	60	+15
Feb. 6, 1998	Bloomington, Ind.	55	56	- 1
Jan. 10, 1999	Bloomington, Ind.	65	69	- 4
Feb. 20, 2000	Madison, Wis.	76	61	+15
Jan. 21, 2001	Madison, Wis.	69	62	+ 7
Feb. 8, 2001	Bloomington, Ind.	79	83 OT	- 4
Jan. 3, 2002	Madison, Wis.	74	54	+20
Jan. 24, 2002	Bloomington, Ind.	63	70 OT	- 7
Jan. 24, 2003	Bloomington, Ind.	69	58	+11
Feb. 16, 2003	Madison, Wis.	48	49	- 1
March 6, 2003	Indianapolis, Ind. (BT)	51	52	- 1

UNIVERSITY OF IOWA

Sunday, January 18, 2004
at Iowa City, Iowa — 2:00 p.m. CST

Thursday, February 12, 2004
Madison, Wis. — 7:00 p.m. CST

Location: Iowa City, Iowa
Enrollment: 29,697
Division: NCAA-I
Home Arena:
Carver-Hawkeye Arena
(15,500)

Nickname: Hawkeyes
Colors: Black and old gold
2002-03 Season Record: 18-15
2002 Big Ten Record/Finish:
6-10/7th

Starters Returning/Lost: 3/2

Letterwinners Returning/Lost: 11/4

Head Coach: Lisa Bluder

School Record: 57-36 (3 years)

Career Record: 413-178 (19 years)

Big Ten Record: 28-20 (3 years)

Bluder vs. Wisconsin: 4-2 (0-2 while at Drake)

Assistants: Jan Jensen, Jenni Fitzgerald, Michael Morgan

Basketball Office: (319) 335-9258

Sports Information: Matt Weitzel

E-mail: matthew-weitzel@hawkeyesports.com

Office Phone: (319) 335-9411

Press Row Phone: (319) 335-7284

FAX Phone: (319) 335-9417

Iowa Online: www.hawkeyesports.com

Top Iowa Returnees:

Player	Pos.	Ht.	Yr.	Pts.	Reb.
Jennie Lillis*	F	6-1.	Sr.	16.3	7.2
Kristi Faulkner*	G	5-7	Sr.	16.3	4.0
Johanna Solverson*	F	6-2	So.	8.6	4.1
Jenna Armstrong	G	5-9	Jr.	4.0	1.3
Lindsay Richards	G	5-7	So.	4.5	1.6
Jamie Cavey	C	6-3	Jr.	5.6	3.0

* Returning Starter


Top Iowa Newcomers:

Deb Remmerde G 5-9 Fr. Rock Valley, Iowa

Series Record:

Wisconsin vs. Iowa series record: 18-27

at Madison: 10-10; at Iowa City: 7-17; Neutral: 1-0



Head Coach
Lisa Bluder

Date	Place	Wis	Opp	Margin
Dec. 7, 1974	Iowa City, Iowa	65	49	+16
Dec. 2, 1978	Iowa City, Iowa	68	75	- 7
Dec. 1, 1979	Iowa City, Iowa	51	68	-17
Nov. 15, 1980	Madison, Wis.	73	69	+ 4
Feb. 3, 1981	Iowa City, Iowa	88	67	+11
Feb. 12, 1982	East Lansing, Mich.	78	64	+14
March 3, 1982	Iowa City, Iowa	78	64	+14
Jan. 23, 1983	Iowa City, Iowa	68	47	+21
Feb. 23, 1983	Madison, Wis.	68	44	+24
Jan. 22, 1984	Madison, Wis.	50	49	+ 1
Feb. 24, 1984	Iowa City, Iowa	37	46	- 9
Jan. 27, 1985	Madison, Wis.	65	54	+11
Feb. 24, 1985	Iowa City, Iowa	52	64	-12
Jan. 26, 1986	Iowa City, Iowa	32	68	-36
Feb. 21, 1986	Madison, Wis.	47	61	-14
Jan. 2, 1987	Madison, Wis.	44	83	-39
March 7, 1987	Iowa City, Iowa	56	78	-22
Jan. 8, 1988	Madison, Wis.	59	79	-20
March 12, 1988	Iowa City, Iowa	50	98	-48
Feb. 3, 1989	Madison, Wis.	57	67	-10
March 5, 1989	Iowa City, Iowa	52	78	-26
Feb. 2, 1990	Iowa City, Iowa	52	84	-32
March 4, 1990	Madison, Wis.	60	77	-17
Jan. 2, 1991	Madison, Wis.	78	67	+11
March 9, 1991	Iowa City, Iowa	76	85 OT	- 9
Feb. 7, 1992	Madison, Wis.	74	58	+16
March 8, 1992	Iowa City, Iowa	36	63	-27
Jan. 8, 1993	Iowa City, Iowa	39	65	-26
Jan. 7, 1994	Madison, Wis.	67	74	- 7
Jan. 6, 1995	Madison, Wis.	72	62	+10
Feb. 19, 1995	Iowa City, Iowa	62	55	+ 7
Jan. 5, 1996	Iowa City, Iowa	48	68	-20
Feb. 18, 1996	Madison, Wis.	63	67	- 4
Jan. 5, 1997	Iowa City, Iowa	69	63	+ 6
Feb. 14, 1997	Madison, Wis.	59	56	+ 3
Jan. 20, 1998	Madison, Wis.	63	66	- 3
Feb. 13, 1998	Iowa City, Iowa	76	87	-11
Jan. 3, 1999	Madison, Wis.	79	72	+ 7
Jan. 27, 2000	Iowa City, Iowa	62	66	- 4
Dec. 31, 2000	Madison, Wis.	94	91	+ 3
Jan. 14, 2001	Iowa City, Iowa	68	74	- 6
Dec. 30, 2001	Iowa City, Iowa	68	61	+ 7
Feb. 7, 2002	Madison, Wis.	64	76	-12
Jan. 21, 2003	Iowa City, Iowa	60	77	-17
Feb. 23, 2003	Madison, Wis.	59	76	-17

UNIVERSITY OF MICHIGAN

Thursday, January 22, 2004
Madison, Wis. — 7:00 p.m. CST

Sunday, February 8, 2004
at Ann Arbor, Mich. — 12:00 p.m. CST (FOX Sports Net)

Location: Ann Arbor, Mich.

Enrollment: 38,248

Division: NCAA-I

Home Arena:

Crisler Arena (13,751)

Nickname: Wolverines

Colors: Maize and blue

2002-03 Season Record: 13-16

2003 Big Ten Record/Finish: 3-13/10th

Starters Returning/Lost: 4/1

Letterwinners Returning/Lost: 9/3

Head Coach: Cheryl Burnett

School Record: First season

Career Record: 319-136 (15 years)

Big Ten Record: First season

Burnett vs. Wisconsin: 0-0

Associate Head Coach: Karen Rapier

Assistant Coaches: Lynnette Robinson, Janine Moore

Basketball Office: (734) 763-5504

Sports Information: Rich Marion

E-mail: rjmar@umich.edu

Office Phone: (734) 763-4423

Home Phone: (734) 528-1128

Press Row Phone: (734) 998-7188

FAX Phone: (734) 647-1188

Michigan Online: www.mgoblue.com

Top Michigan Returnees:

Player	Pos.	Ht.	Yr.	Pts.	Reb.
Rachael Carney*	G	5-9	So.	1.1	--
Jennifer Smith*	C	6-4	Sr.	14.6	6.5
Stephanie Gandy	G/F	5-10	Sr.	9.2	4.7
Tabitha Pool*	F	6-1	Jr.	11.0	6.0
Niki Reams*	G	6-0	So.	7.9	3.4

* Returning Starter

Top Michigan Newcomers:

Leslie Crowley	F	6-2	Lowell, Mich.
Kelly Helvey	G/F	5-11	Toledo, Ohio

Series Record:

Wisconsin vs. Michigan series record: 29-14

at Madison: 16-4; at Ann Arbor: 13-8; Neutral: 0-2



Head Coach
Cheryl Burnett

Date	Place	Wis	Opp	Margin
Feb. 7, 1976	Champaign, Ill.	33	84	-51
Jan. 12, 1979	Ann Arbor, Mich.	73	80	- 7
Jan. 26, 1980	Madison, Wis.	65	57	+ 8
Dec. 6, 1980	Ann Arbor, Mich.	78	87	- 9
Jan. 16, 1983	Madison, Wis.	99	68	+31
March 4, 1983	Ann Arbor, Mich.	80	71	+ 9
Jan. 15, 1984	Ann Arbor, Mich.	77	63	+13
March 2, 1984	Madison, Wis.	63	64	- 1
Feb. 3, 1985	Ann Arbor, Mich.	81	72	+ 9
March 1, 1985	Madison, Wis.	81	70	+11
Feb. 2, 1986	Madison, Wis.	67	72	- 5
Feb. 28, 1986	Ann Arbor, Mich.	66	77	-11
Jan. 25, 1987	Ann Arbor, Mich.	65	57	+12
Feb. 20, 1987	Madison, Wis.	88	63	+25
Jan. 31, 1988	Madison, Wis.	65	68	- 3
Feb. 26, 1988	Ann Arbor, Mich.	51	86	-35
Jan. 22, 1989	Madison, Wis.	66	59	+ 7
Feb. 17, 1989	Ann Arbor, Mich.	57	75	-18
Jan. 21, 1990	Ann Arbor, Mich.	51	68	-17
Feb. 16, 1990	Madison, Wis.	56	61	- 5
Jan. 13, 1991	Ann Arbor, Mich.	69	90	-21
Feb. 8, 1991	Madison, Wis.	101	88	+13
Jan. 19, 1992	Madison, Wis.	93	66	+27
Feb. 14, 1992	Ann Arbor, Mich.	84	60	+24
Jan. 17, 1993	Madison, Wis.	73	67	+ 6
Feb. 12, 1993	Ann Arbor, Mich.	79	75	+ 4
Jan. 16, 1994	Ann Arbor, Mich.	64	63	+ 1
Feb. 11, 1994	Madison, Wis.	75	64	+11
Dec. 28, 1994	Ann Arbor, Mich.	85	71	+14
Feb. 26, 1995	Madison, Wis.	80	64	+16
Dec. 27, 1995	Madison, Wis.	89	48	+41
Feb. 25, 1996	Ann Arbor, Mich.	88	63	+25
Jan. 24, 1997	Ann Arbor, Mich.	77	72	+ 5
Jan. 23, 1998	Madison, Wis.	79	63	+16
Feb. 28, 1998	Indianapolis, Ind. (BT)	70	79	- 9
Jan. 15, 1999	Madison, Wis.	71	65	+ 6
Jan. 31, 1999	Ann Arbor, Mich.	70	46	+26
Jan. 20, 2000	Madison, Wis.	72	69	+ 3
Feb. 17, 2000	Ann Arbor, Mich.	73	78	- 5
Jan. 4, 2001	Ann Arbor, Mich.	85	52	+33
Jan. 6, 2002	Madison, Wis.	89	74	+15
Feb. 2, 2003	Madison, Wis.	68	56	+12
Feb. 13, 2003	Ann Arbor, Mich.	58	52	+ 6

MICHIGAN STATE UNIVERSITY

Thursday, February 5, 2004
at East Lansing, Mich. — 6:00 p.m. CST

Location: East Lansing, Mich.

Enrollment: 44,937

Division: NCAA-I

Home Arena:

Breslin Center (14,759)

Nickname: Spartans

Colors: Green and white

2002-03 Season Record: 17-12

2003 Big Ten Record/Finish: 10-6/T4th

Post Season: NCAA Tournament First

Round, defeated by TCU

Starters Returning/Lost: 4/1

Letterwinners Returning/Lost: 5/3

Head Coach: Joanne P. McCallie

School Record: 46-43 (3 years)

Career Record: 213-116 (11 years)

Big Ten Record: 20-28 (3 years)

McCallie vs. Wisconsin: 2-4 (UW defeated Maine 97-80,
11/29/97)

Assistant Coaches: Janel Grimm Burgess, AnnMarie Gilbert,

Darren Bennett

Basketball Office: (517) 353-8613

Sports Information: Brad Gust

E-mail: gust@ath.msu.edu

Office Phone: (517)355-2271

Home Phone: (517) 316-0489

Press Row Phone: (517) 353-1626

FAX Phone: (517) 353-9636

Michigan State Online: www.msuspartans.com

Top Michigan State Returnees:

Player	Pos.	Ht.	Yr.	Pts.	Reb.
Lindsay Bowen*	G	5-7	So.	13.3	2.4
Kristin Haynie*	G	5-8	Jr.	10.1	3.7
Kelli Roehrig*	C	6-4	Jr.	11.8	5.2
Julie Pagel	F	5-11	Sr.	5.4	4.7
Liz Shimek*	F/G	6-1	So.	10.4	9.1

* Returning Starter

Top Michigan State Newcomers:

Myisha Bannister	F	6-3	Fr.	Cleveland, Ohio
Katrina Grantham	F	6-1	Fr.	Saginaw, Mich.
Rene Haynes	G	5-10	Fr.	Columbus, Ohio
Victoria Lucas-Perry	G	5-11	Fr.	Flint, Mich.

Series Records:

Wisconsin vs. Michigan State series record: 20-27

at Madison: 14-9; at East Lansing: 5-16; Neutral: 3-3

S



Head Coach

Joanne P. McCallie

Date	Place	Wis	Opp	Margin
Feb. 6, 1976	Champaign, Ill.	46	77	-31
Jan. 14, 1978	Madison, Wis.	63	65	- 2
Jan. 13, 1979	East Lansing, Mich.	52	57	- 5
Dec. 30, 1980	Madison, Wis.	62	74	-12
Feb. 27, 1982	East Lansing, Mich.	60	76	-16
Jan. 14, 1983	Madison, Wis.	77	59	+18
March 6, 1983	East Lansing, Mich.	76	70	+ 6
Jan. 13, 1984	East Lansing, Mich.	67	66	+ 1
March 4, 1984	Madison, Wis.	88	68	+20
Feb. 1, 1985	East Lansing, Mich.	64	65	- 1
March 3, 1985	Madison, Wis.	82	72	+10
Jan. 31, 1986	Madison, Wis.	55	58	- 3
March 2, 1986	East Lansing, Mich.	69	82	-13
Jan. 23, 1987	East Lansing, Mich.	53	77	-24
Feb. 22, 1987	Madison, Wis.	57	71	-14
Jan. 29, 1988	Madison, Wis.	58	65	- 7
Feb. 29, 1988	East Lansing, Mich.	58	68	-10
Jan. 20, 1989	Madison, Wis.	71	69	+ 2
Feb. 19, 1989	East Lansing, Mich.	67	71	- 4
Jan. 19, 1990	East Lansing, Mich.	43	73	-30
Feb. 18, 1990	Madison, Wis.	55	61	- 6
Jan. 11, 1991	East Lansing, Mich.	73	89	-16
Feb. 10, 1991	Madison, Wis.	78	75	+ 3
Jan. 17, 1992	Madison, Wis.	79	63	+16
Feb. 16, 1992	East Lansing, Mich.	73	58	+15
Jan. 15, 1993	Madison, Wis.	75	67	+ 8
Feb. 14, 1993	East Lansing, Mich.	67	81	-14
Jan. 14, 1994	East Lansing, Mich.	69	72	- 3
Feb. 13, 1994	Madison, Wis.	92	85	+ 7
Jan. 13, 1995	East Lansing, Mich.	68	78	-10
Feb. 12, 1995	Madison, Wis.	62	78	-16
March 4, 1995	Indianapolis, Ind. (BT)	79	87	- 8
Jan. 12, 1996	Madison, Wis.	82	59	+23
Feb. 11, 1996	East Lansing, Mich.	65	76	-11
Jan. 31, 1997	East Lansing, Mich.	53	64	-11
Jan. 30, 1998	Madison, Wis.	72	65	+ 7
Jan. 8, 1999	East Lansing, Mich.	74	77	- 3
Feb. 7, 1999	Madison, Wis.	73	68 OT	+ 5
Mar. 17, 1999	Madison, Wis. (WNIT)	70	69 OT	+ 1
Jan. 1, 2000	East Lansing, Mich.	61	75	-14
Feb. 13, 2000	Madison, Wis.	77	69	+ 8
Mar. 22, 2000	Madison, Wis. (WNIT)	77	45	+32
Jan. 11, 2001	East Lansing, Mich.	72	56	+16
Feb. 4, 2001	Madison, Wis.	69	49	+20
Jan. 10, 2002	East Lansing, Mich.	86	78	+8
Jan. 30, 2002	Madison, Wis.	57	58	- 1
Feb. 6, 2003	Madison, Wis.	43	58	-15

UNIVERSITY OF MINNESOTA

Sunday, February 1, 2004
at Madison, Wis. — 3:30 p.m. CST (FOX Sports Net)

Location: Minneapolis, Minn.

Enrollment: 48,677

Division: NCAA-I

Home Arena:

Williams Arena (14,625)

Nickname: Golden Gophers

Colors: Maroon and gold

2002-03 Season Record: 25-6

2003 Big Ten Record/Finish:

12-4/T2nd

Post Season: NCAA Tournament Sweet 16

Final National Ranking: 17th AP, 13th USA Today/ESPN

Starters Returning/Lost: 4/1

Letterwinners Returning/Lost: 7/6

Head Coach: Pam Borton

School Record: 25-6 (1 year)

Career Record: 94-52 (5 years)

Big Ten Record: 12-4 (1 year)

Borton vs. Wisconsin: 1-0

Assistant Coaches: Melissa McFerrin, David Stromme,

Danielle O'Banion

Basketball Office: (612) 624-3563

Sports Information: Becky Bohm

E-mail: bohmx002@umn.edu

Office Phone: (612) 624-1023

Home Phone: (651) 702-4277

Press Row Phone: (612) 626-1308

FAX Phone: (612) 624-8018

Minnesota Online: www.gophersports.com



Head Coach
Pam Borton

Top Minnesota Returnees:

Player	Pos.	Ht.	Yr.	Pts.	Reb.
Lindsay Whalen*	G	5-8	Sr.	20.6	5.0
Janel McCarville*	C	6-2	Jr.	12.8	9.0
Kadidja Andersson*	F	6-2	Sr.	7.1	4.1
Shannon Schonrock*	G	5-6	So.	4.3	1.1
Shannon Bolden	F	5-11	So.	2.9	1.6
Leslie Hill	G	5-10	Sr.	1.2	1.0
Christina Collison	C	6-2	So.	0.9	1.0

* Returning Starter

Top Minnesota Newcomers:

Jamie Broback	F/C	6-2	Fr.	Apple Valley, Minn.
April Calhoun	G	5-8	Jr.	New Hope, Minn.
Liz Podominick	F/C	6-2	Fr.	Lakeville, Minn.
Kelly Roysland	G	5-9	Fr.	Fosston, Minn.

Series Record:

Wisconsin vs. Minnesota series record: 27-23

at Madison: 14-8; at Minneapolis: 9-13; Neutral: 4-2

Date	Place	Wis	Opp	Margin
Dec. 6, 1974	Iowa City, Iowa	55	45	+10
Feb. 8, 1980	Madison, Wis.	66	80	-14
Jan. 17, 1981	Madison, Wis.	68	84	-16
Feb. 13, 1981	Evanston, Ill.	68	79	-11
March 7, 1981	Minneapolis, Minn.	56	66	-10

Nov. 21, 1981	Madison, Wis.	63	72	- 9
Jan. 23, 1982	Minneapolis, Minn.	60	63	- 3
Jan. 28, 1983	Minneapolis, Minn.	60	73	-13
Feb. 18, 1983	Madison, Wis.	71	77	- 6
Jan. 27, 1984	Madison, Wis.	63	59	+ 4
Feb. 17, 1984	Minneapolis, Minn.	51	62	-11
Jan. 25, 1985	Madison, Wis.	58	59	- 1
Feb. 24, 1985	Minneapolis, Minn.	70	79	- 9
Jan. 24, 1986	Minneapolis, Minn.	58	75	-17
Feb. 23, 1986	Madison, Wis.	62	52	+10
Jan. 4, 1987	Madison, Wis.	81	73	+ 8
March 5, 1987	Minneapolis, Minn.	45	70	-25
Jan. 10, 1988	Minneapolis, Minn.	75	67	+ 8
March 9, 1988	Madison, Wis.	71	73	- 2
Feb. 5, 1989	Madison, Wis.	78	61	+17
March 3, 1989	Minneapolis, Minn.	58	83	-25
Feb. 4, 1990	Minneapolis, Minn.	76	75	+ 1
March 2, 1990	Madison, Wis.	94	82	+17
Jan. 6, 1991	Madison, Wis.	102	77	+25
March 7, 1991	Minneapolis, Minn.	62	76	-14
Feb. 9, 1992	Madison, Wis.	82	72	+10
March 6, 1992	Minneapolis, Minn.	83	82	+ 1
Jan. 12, 1993	Madison, Wis.	75	72	+ 3
March 10, 1993	Minneapolis, Minn.	56	91	-35
Jan. 9, 1994	Minneapolis, Minn.	84	89	- 5
March 8, 1994	Madison, Wis.	71	82	-11
Jan. 20, 1995	Minneapolis, Minn.	76	63	+13
Feb. 5, 1995	Madison, Wis.	79	78 OT	+ 1
Jan. 19, 1996	Madison, Wis.	85	50	+35
Feb. 4, 1996	Minneapolis, Minn.	98	64	+34
Jan. 26, 1997	Madison, Wis.	84	57	+27
Feb. 28, 1997	Indianapolis, Ind. (BT)	75	80	- 5
Jan. 25, 1998	Minneapolis, Minn.	67	54	+13
Feb. 27, 1998	Indianapolis, Ind. (BT)	65	47	+18
Dec. 28, 1998	Madison, Wis.	70	59	+11
Feb. 21, 1999	Minneapolis, Minn.	69	56	+13
Feb. 3, 2000	Madison, Wis.	75	65	+10
Feb. 10, 2000	Minneapolis, Minn.	66	55	+11
Mar. 2, 2000	Indianapolis, Ind. (BT)	56	49	+ 7
Feb. 18, 2001	Madison, Wis.	90	67	+23
Feb. 22, 2001	Minneapolis, Minn.	86	43	+43
Jan. 20, 2002	Madison, Wis.	85	92	- 7
Feb. 21, 2002	Minneapolis, Minn.	74	76	- 2
March 1, 2002	Indianapolis, Ind. (BT)	74	64	+10
Feb. 27, 2003	Minneapolis, Minn.	53	76	-23

NOTE: Having played its 50th game last year, Wisconsin's series with Minnesota is the longest-running of any Big Ten opponent

NORTHWESTERN UNIVERSITY

Sunday, January 25, 2004
at Madison, Wis. — 12:00 p.m. CST (FOX Sports Net)

Location: Evanston, Ill.
Enrollment: 7,700
Division: NCAA-I
Home Arena:
Welsh-Ryan Arena (8,117)
Nickname: Wildcats
Colors: Purple and white
2002-03 Season Record: 8-20
2003 Big Ten Record/Finish:
3-13/11th



Starters Returning/Lost: 3/2
Letterwinners Returning/Lost: 8/6

Head Coach: June Olkowski

School Record: 23-88 (4 years)

Career Record: 171-226 (14 years)

Big Ten Record: 6-58 (4 years)

Olkowski vs. Wisconsin: 0-7 (4 years)

Assistants: Tricie Johnson, Sue Darling, Regina Grennan

Basketball Office: (847) 491-5709

Sports Information: Kimberly Gardner

E-mail: kagardner@northwestern.edu

Office Phone: (847) 491-7503

Home Phone: TBA

Press Row Phone: (847) 491-8852/8853

FAX Phone: (847) 491-8818

Northwestern Online: www.nusports.com

Top Northwestern Returnees:

Player	Pos.	Ht.	Yr.	Pts.	Reb.
Sarah Kwasinski*	C	6-4	Jr.	12.0	6.7
Samantha McComb*	G	5-8	Jr.	10.4	3.0
Ifeoma Okonkwo*	F	5-10	So.	4.3	4.0
Kristin Ambrose	G	6-0	Sr.	6.0	2.8
Suzanne Morrison	F	6-1	Jr.	5.1	2.5

* Returning Starter

Top Northwestern Newcomers:

A.J. Glasauer	G/F	6-1	Fr.	Freiburg, Germany
Breanne Smilie	G	5-7	Fr.	Elk Grove, Ill.
Alex Mueller	G	5-10	Fr.	Nordlingen, Germany

Series Record:

Wisconsin vs. Northwestern series record: 19-27
at Madison: 9-13; at Evanston: 9-13; Neutral: 1-1



Head Coach
June Olkowski

Date	Place	Wis	Opp	Margin
Jan. 22, 1977	Madison, Wis.	70	80	-10
Jan. 28, 1978	Evanston, Ill.	61	67	- 6
Feb. 21, 1979	Madison, Wis.	62	67	- 5
Jan. 23, 1980	Evanston, Ill.	52	79	-27
Dec. 13, 1980	Madison, Wis.	70	77	- 7
Feb. 25, 1981	Madison, Wis.	75	82	- 7
Feb. 12, 1982	East Lansing, Mich.	52	62	-10
Feb. 20, 1982	Evanston, Ill.	66	82	-16
Jan. 21, 1983	Evanston, Ill.	57	54	+ 3
Feb. 27, 1983	Madison, Wis.	81	72	+ 9
Jan. 20, 1984	Madison, Wis.	80	70	+10
Feb. 24, 1984	Evanston, Ill.	57	54	+ 3
Jan. 6, 1985	Madison, Wis.	58	76	-18
March 9, 1985	Evanston, Ill.	89	86 OT	+ 3
Jan. 5, 1986	Evanston, Ill.	64	68	- 4
March 8, 1986	Madison, Wis.	72	87	-15
Jan. 30, 1987	Madison, Wis.	53	72	-19
Feb. 27, 1987	Evanston, Ill.	50	73	-23
Feb. 5, 1988	Evanston, Ill.	55	70	-15
March 4, 1988	Madison, Wis.	57	83	-26
Jan. 13, 1989	Madison, Wis.	59	62	- 3
Feb. 10, 1989	Evanston, Ill.	63	66	- 3
Jan. 12, 1990	Evanston, Ill.	57	72	-15
Feb. 9, 1990	Madison, Wis.	62	73	- 9
Jan. 18, 1991	Madison, Wis.	85	86	- 1
Feb. 15, 1991	Evanston, Ill.	72	93	-21
Jan. 31, 1992	Madison, Wis.	91	89	+ 2
Feb. 28, 1992	Evanston, Ill.	80	91	-11
Jan. 24, 1993	Evanston, Ill.	65	82	-17
Feb. 19, 1993	Madison, Wis.	90	103	-13
Jan. 23, 1994	Madison, Wis.	85	101	-16
Feb. 18, 1994	Evanston, Ill.	54	79	-25
Feb. 3, 1995	Madison, Wis.	63	56	+ 7
Feb. 2, 1996	Evanston, Ill.	69	68	+ 1
Jan. 17, 1997	Madison, Wis.	77	67	+11
Feb. 2, 1997	Evanston, Ill.	62	93	-31
Jan. 16, 1998	Evanston, Ill.	70	65	+ 5
Feb. 1, 1998	Madison, Wis.	95	64	+31
Jan. 22, 1999	Madison, Wis.	80	61	+19
Jan. 12, 2000	Evanston, Ill.	74	60	+14
Feb. 1, 2001	Madison, Wis.	70	35	+35
Feb. 11, 2001	Evanston, Ill.	70	54	+16
Jan. 13, 2002	Evanston, Ill.	70	65	+5
Feb. 14, 2002	Madison, Wis.	80	47	+33
Feb. 28, 2002	Indianapolis, Ind. (BT)	60	58	+ 2
Jan. 30, 2003	Evanston, Ill.	66	49	+17

THE OHIO STATE UNIVERSITY

Friday, January 2, 2004
at Columbus, Ohio — 6:00 p.m. CST

Sunday, February 29, 2004
at Madison, Wis. — 7:00 p.m. CST

Location: Columbus, Ohio
Enrollment: 55,043
Division: NCAA-I
Home Arena:
Value City Arena (19,200)

Nickname: Buckeyes
Colors: Scarlet and gray
2002-03 Season Record: 22-10
2003 Big Ten Record Finish:
10-6/T4th

Starters Returning/Lost: 4/1
Letterwinners Returning/Lost: 9/4

Head Coach: Jim Foster

School Record: 22-10 (1 year)
Career Record: 526-235 (25 years)
Big Ten Record: 10-6 (1 year)
Foster vs. Wisconsin: 2-0
Foster vs. UW while at Vanderbilt: 1-0

Assistants: Pete Gaudet, Kelley Meury, Tamika Williams
Basketball Office: (614) 292-9270

Sports Information: Lauren Price

E-mail: price.481@osu.edu

Office Phone: (614) 292-3270

Home Phone: (614) 266-4308

Press Row Phone: (614) 688-5330

Fax Phone: (614) 292-8547

Ohio State Online: www.ohiostatebuckeyes.com

Top Ohio State Returnees:

Player	Pos.	Ht.	Yr.	Pts.	Reb.
Ashley Allen*	G	5-9	Jr.	8.5	3.2
Caity Matter*	G	5-8	Jr.	15.4	3.6
LaToya Turner*	C	6-3	Sr.	8.8	5.4
Kim Wilburn*	G	5-6	So.	7.5	2.8

* Returning Starter

Top Ohio State Newcomers:

Stephanie Blanton	G/F	5-11	Fr.	Lancaster, Ohio
Jessica Davenport	C	6-4	Fr.	Columbus, Ohio
Brandie Hoskins	G	5-9	Fr.	Dayton, Ohio

Series Record:

Wisconsin vs. Ohio State series record: 14-29
at Madison: 9-10; at Columbus: 5-14; Neutral: 0-5



Head Coach
Jim Foster

Date	Place	Wis	Opp	Margin
Feb. 10, 1978	West Lafayette, Ind.	49	73	-26
March 10, 1978	East Lansing, Mich.	52	85	-33
March 6, 1980	Terre Haute, Ind.	68	80	-12
Feb. 4, 1983	Madison, Wis.	66	84	-18
Feb. 13, 1983	Columbus, Ohio	61	75	-14
Feb. 3, 1984	Columbus, Ohio	66	85	-19
Feb. 12, 1984	Madison, Wis.	79	70	+ 9
Jan. 11, 1985	Madison, Wis.	53	66	-13
Feb. 10, 1985	Columbus, Ohio	48	62	-14
Jan. 10, 1986	Columbus, Ohio	48	81	-33
Feb. 9, 1986	Madison, Wis.	50	85	-35
Jan. 18, 1987	Madison, Wis.	49	89	-40
Feb. 13, 1987	Columbus, Ohio	62	97	-35
Jan. 24, 1988	Columbus, Ohio	54	84	-30
Feb. 19, 1988	Madison, Wis.	70	87	-17
Jan. 8, 1989	Columbus, Ohio	53	84	-31
March 8, 1989	Madison, Wis.	61	77	-16
Jan. 7, 1990	Madison, Wis.	64	72	- 8
March 8, 1990	Columbus, Ohio	57	78	-21
Feb. 3, 1991	Columbus, Ohio	76	81 OT	- 5
March 1, 1991	Madison, Wis.	92	77	+15
Jan. 12, 1992	Columbus, Ohio	90	79	+11
March 11, 1992	Madison, Wis.	72	78	- 6
Jan. 29, 1993	Madison, Wis.	66	70	- 4
Feb. 26, 1993	Columbus, Ohio	58	95	-37
Jan. 28, 1994	Columbus, Ohio	99	90	+ 9
Feb. 27, 1994	Madison, Wis.	73	70	+ 3
Jan. 8, 1995	Madison, Wis.	76	69	+ 7
Feb. 17, 1995	Columbus, Ohio	81	76	+ 5
Jan. 7, 1996	Columbus, Ohio	75	69	+ 6
Feb. 16, 1996	Madison, Wis.	79	67	+12
March 3, 1996	Indianapolis, Ind. (BT)	58	72	-14
Jan. 19, 1997	Madison, Wis.	67	61	+ 6
Jan. 18, 1998	Columbus, Ohio	54	66	-12
Jan. 5, 1999	Columbus, Ohio	55	70	-15
Feb. 12, 1999	Madison, Wis.	83	79 OT	+ 4
Feb. 27, 1999	Indianapolis, Ind. (BT)	61	70	- 9
Jan. 16, 2000	Columbus, Ohio	80	45	+35
Jan. 23, 2000	Madison, Wis.	79	59	+20
Feb. 25, 2001	Madison, Wis.	81	62	+19
Feb. 24, 2002	Columbus, Ohio	55	82	-27
Jan. 16, 2003	Madison, Wis.	42	57	-15
Feb. 9, 2003	Columbus, Ohio	40	63	-23

THE PENN STATE UNIVERSITY

Sunday, January 11, 2004
Madison, Wis. — 1:30 p.m. CST

Thursday, February 19, 2004
at University Park, Pa. — 7:00 p.m. CST (FOX Sports Net)

Location: University Park, Pa.

Enrollment: 41,445

Division: NCAA-I

Home Arena:

Bryce Jordan Center
(15,261)

Nickname: Lady Lions

Colors: Blue and white

2002-03 Season Record: 26-9

2003 Big Ten Record/Finish:

13-3/1st

Final Ranking/Poll: 12th in

ESPN/USA Today

Post Season: Mideast Regional Semifinals. First round, defeated Holy Cross 64-33, South Carolina 77-67 in the second round and lost to Tennessee 58-86 in the regional semis.

Starters Returning/Lost: 5/0

Letterwinners Returning/Lost: 9/1

Head Coach: Rene Portland

School Record: 534-187 (23 years)

Career Record: 621-216 (27 years)

Big Ten Record: 134-46 (11 years)

Portland vs. Wisconsin: 15-3 (13 years)

Assistant Coaches: Annie Troyan, Keila Whittington, Rick Hall

Basketball Office: (814) 863-2672

Sports Information: Randy Press

Internet: rip2@psu.edu

Office Phone: (814) 865-1757

Cell Phone: (814) 777-3479

Press Row Phone: (814) 863-3294

FAX Phone: (814) 863-3165

Penn State Online: www.GoPSUsports.com



Head Coach
Rene Portland

Date	Place	Wis	Opp	Margin
Feb. 2, 1992	University Park, Pa.	75	86	-11
Jan. 31, 1993	Madison, Wis.	73	90	-17
Feb. 28, 1993	University Park, Pa.	66	95	-29
Jan. 30, 1994	University Park, Pa.	53	73	-20
Feb. 23, 1994	Madison, Wis.	59	88	-29
Jan. 29, 1995	University Park, Pa.	55	58	- 3
Jan. 28, 1996	Madison, Wis.	87	69	+18
Dec. 27, 1996	Madison, Wis.	83	77	+ 6
Feb. 23, 1997	University Park, Pa.	62	90	-28
Dec. 28, 1997	University Park, Pa.	71	86	-15
Feb. 22, 1998	Madison, Wis.	83	75	+ 8
Jan. 29, 1999	University Park, Pa.	61	91	-30
Feb. 5, 1999	Madison, Wis.	71	73 OT	- 2
Jan. 30, 2000	University Park, Pa.	54	68	-14
Feb. 6, 2000	Madison, Wis.	52	57	- 5
Feb. 18, 2001	Madison, Wis.	86	75	+11
Jan. 27, 2002	University Park, Pa.	49	63	-14
Mar. 3, 2002	Indianapolis, Ind. (BT)	62	76	-14
Jan. 2, 2003	Madison, Wis.	55	86	-31
Mar. 3, 2003	University Park, Pa.	55	76	-21

Top Penn State Returnees:

Player	Pos.	Ht.	Yr.	Pts.	Reb.
Jess Strom*	G	5-7	Jr.	9.8	2.4
Tanisha Wright*	G	5-11	Jr.	16.0	5.4
Kelly Mazzante*	G	6-0	Sr.	23.9	4.6
Jess Brungo*	G/F	6-1	Sr.	11.4	6.3
Hazel Joseph*	F	6-3	Jr.	2.3	3.2
Ashli Schwab	F/C	6-3	Jr.	7.5	5.9
Jennifer Brenden	G	5-10	Jr.	5.6	2.2

* Returning Starter

Top Penn State Newcomers:

Amanda Brown	F/C	6-4	Fr.	Kennett Square, Pa.
Jennifer Harris	G	6-0	Fr.	Harrisburg, Pa.
Rochelle Johnson	F	6-2	Fr.	Norwalk, Conn.
Reicina Russell	C	6-6	Fr.	Indianapolis, Ind.

Series Record:

Wisconsin vs. Penn State series record: 4-16

at Madison: 4-6; at University Park: 0-9; neutral 0-1

PURDUE UNIVERSITY

Thursday, January 29, 2004
at West Lafayette, Ind. — 6:00 p.m. CST

Location: West Lafayette, Ind.

Enrollment: 38,564

Division: NCAA-I

Home Arena:

Mackey Arena (14,123)

Nickname: Boilermakers

Colors: Old gold and black

2002-03 Season Record: 29-6

2003 Big Ten Record/Finish: 12-4/T2nd

Final Ranking: 10th (AP) 7th
(ESPN/USA Today)

Post Season: Defeated Valparaiso in NCAA first round, Virginia Tech in second round, Notre Dame in East Regional semifinal, lost to UConn in East Regional Final

Starters Returning/Lost: 4/1

Letterwinners Returning/Lost: 10/2

Head Coach: Kristy Curry

School Record: 107-27 (4 years)

Career Record: 107-27 (4 years)

Big Ten Record: 50-14 (4 years)

Curry vs. Wisconsin: 6-1 (4 years)

Assistants: Kelly Curry, Katrina Merriweather, Jannon Roland

Basketball Office: (765) 494-5853

Sports Information: Kathleen Offer

Internet: koffer@purdue.edu

Office Phone: (765) 494-6235

Media Row: (765) 494-6364

FAX Phone: (765) 494-5447

Purdue Online: www.purduesports.com

Top Purdue Returnees:

Player	Pos.	Ht.	Yr.	Pts.	Reb.
Lindsey Hicks*	F	6-1	Sr.	7.4	4.4
Beth Jones*	G	5-9	Sr.	8.7	2.4
Erika Valek*	G	5-6	Sr.	14.0	3.8
Shereka Wright*	F	5-10	Sr.	18.9	6.3
Emily Heikes	F	6-0	Jr.	6.0	5.3

*Returning starters

Top Purdue Newcomers:

Katie Gearlds	G/F	6-1	Fr.	Beech Grove, Ind.
Indi Johnson	F	6-2	Fr.	Los Angeles, Calif.
Erin Lawless	F	6-2	Fr.	Berwyn, Ill.
Aya Traore	F	6-1	Jr.	Dakar, Senegal

Series Record:

Wisconsin vs. Purdue series record: 13-31

at Madison: 10-11; at West Lafayette: 3-18; Neutral: 0-2



Head Coach
Kristy Curry

Date	Place	Wis	Opp	Margin
Dec. 3, 1976	West Lafayette, Ind.	40	53	-13
Feb. 11, 1977	West Lafayette, Ind.	60	62	- 2
Jan. 20, 1978	Carbondale, Ill.	65	79	-14
Jan. 20, 1979	Madison, Wis.	82	75 OT	+ 7
Feb. 15, 1980	West Lafayette, Ind.	66	57	+ 9
Feb. 6, 1981	Madison, Wis.	61	57	+ 4
Jan. 7, 1983	West Lafayette, Ind.	58	55	+ 3
March 12, 1983	Madison, Wis.	92	82	+10
Jan. 6, 1984	Madison, Wis.	92	62	+30
March 10, 1984	West Lafayette, Ind.	75	65	+10
Jan. 20, 1985	West Lafayette, Ind.	61	67	- 6
Feb. 15, 1985	Madison, Wis.	65	73	- 8
Jan. 19, 1986	Madison, Wis.	57	72	-15
Feb. 14, 1986	West Lafayette, Ind.	57	79	-22
Jan. 11, 1987	West Lafayette, Ind.	62	70	- 8
Feb. 6, 1987	Madison, Wis.	49	85	-36
Jan. 17, 1988	Madison, Wis.	62	80	-18
Feb. 12, 1988	West Lafayette, Ind.	55	67	-12
Jan. 15, 1989	West Lafayette, Ind.	56	69	-13
Feb. 27, 1989	Madison, Wis.	81	67	+14
Jan. 28, 1990	Madison, Wis.	72	92	-20
Feb. 23, 1990	West Lafayette, Ind.	63	81	-18
Jan. 27, 1991	Madison, Wis.	87	97	-10
Feb. 22, 1991	West Lafayette, Ind.	53	93	-40
Jan. 26, 1992	West Lafayette, Ind.	56	82	-26
Feb. 21, 1992	Madison, Wis.	80	69	+11
Feb. 7, 1993	West Lafayette, Ind.	49	72	-23
Mar. 7, 1993	Madison, Wis.	57	77	-20
Feb. 6, 1994	Madison, Wis.	64	77	-13
Mar. 6, 1994	West Lafayette, Ind.	45	93	-48
Jan. 27, 1995	West Lafayette, Ind.	66	68	- 2
Jan. 26, 1996	Madison, Wis.	98	95 2OT	+ 3
Jan. 3, 1997	Madison, Wis.	69	52	+17
Feb. 14, 1997	West Lafayette, Ind.	43	62	-19
Jan. 6, 1998	West Lafayette, Ind.	65	70	- 5
Feb. 15, 1998	Madison, Wis.	80	69	+11
Jan. 24, 1999	West Lafayette, Ind.	56	76	-20
Dec. 30, 1999	Madison, Wis.	58	83	-25
Mar. 3, 2000	Indianapolis, Ind. (BT)	65	74	- 9
Dec. 28, 2000	Madison, Wis.	58	70	-12
Jan. 28, 2001	West Lafayette, Ind.	70	75 OT	- 5
Dec. 28, 2001	Madison, Wis.	71	59	+12
Feb. 3, 2002	West Lafayette, Ind.	55	65	-10
Jan. 9, 2003	Madison, Wis.	53	59	- 6

NON-CONFERENCE OPPONENTS

NORTHERN ILLINOIS UNIVERSITY

Sunday, November 23, 2003
Madison, Wis. — 1:30 p.m. CST

Location: DeKalb, Ill.
Enrollment: 24,948
Division: NCAA-I
Home Arena: Convocation Center (9,100)
Nickname: Huskies
Colors: Cardinal and black
Conference: Mid-American
2002-03 Season Record: 12-16
2003 Conference Record/Finish: 8-8/5th (MAC West), 8th (overall)
Post Season: Lost to Marshall (70-58) in first round of MAC tournament
Starters Returning/Lost: 4/1
Letterwinners Returning/Lost: 9/2
Head Coach: Carol Hammerle
School Record: 61-83 (5 years)
Career Record: 517-309 (30 years)
Assistant Coaches: Rhonda Dart, Jerilyn Cushing
Charmonique Stallworth
Sports Information: Robert Hester
Email: rhester@niu.edu
Office Phone: (815) 753-1706
Home Phone: (847) 289-0469
Press Row Phone: (815) 753-0628/0629
FAX Phone: (815) 753-9540
Northern Illinois Online: www.NIUhuskies.com



Top Northern Illinois Returnees:

Player	Pos.	Ht.	Yr.	Pts.	Reb.
Jennifer Youngblood*	F	5-11	Sr.	13.5	8.3
Joi Scott*	F	6-1	So.	9.2	4.8
Monique Davis*	G	5-8	Sr.	5.8	2.8
Lindsay Secrest*	F	5-11	Sr.	9.6	2.2
Stephanie Smith	G	5-11	Sr.	5.4	1.5

* Returning Starter

Wisconsin vs. Northern Illinois series record: 6-1

Date	Place	Wis	Opp	Margin
Jan. 23, 1975	DeKalb, Ill.	42	27	+15
Feb. 21, 1976	Madison, Wis.	46	36	+10
Jan. 15, 1977	DeKalb, Ill.	56	52	+ 4
Jan. 17, 1978	Madison, Wis.	100	42	+58
Dec. 3, 1980	DeKalb, Ill.	87	72	+15
Dec. 2, 1981	Madison, Wis.	74	71	+ 3
Nov. 22, 2002	DeKalb, Ill.	47	49	- 2

UW-GREEN BAY

Saturday, December 13, 2003
Green Bay, Wis. — 3:00 p.m. CST

Location: Green Bay, Wis.
Enrollment: 5,300
Division: NCAA-I
Home Arena: Phoenix Sports Center (1,800)
Nickname: Phoenix
Colors: Green, white and red
Conference: Horizon League
2002-03 Season Record: 28-4
2003 Conference Record/Finish: 15-1/1st
Post Season: Lost to LSU, 80-69 in the second round of the NCAA tournament
Final National Ranking: 24th (ESPN)/21st (AP)
Starters Returning/Lost: 1/4
Letterwinners Returning/Lost: 9/4
Head Coach: Kevin Borseth
School Record: 114-39 (5 years)
Career Record: 339-136 (16 years)
Assistant Coaches: Chari Nordgaard, Kris Johnson, Liz Grzesk
Basketball Office: (920) 465-2168
Sports Information: Shelia Blackman
Email: blackmas@uwgb.edu
Office Phone: (920) 465-5759
Home Phone: (920) 406-6005
Press Row Phone: (920) 465-2918
FAX Phone: (920) 465-2357
UW- Green Bay Online: www.uwgb.edu/athletics



Top UW-Green Bay Returnees:

Player	Pos.	Ht.	Yr.	Pts.	Reb.
Natalie Yudt*	F	6-1	Sr.	9.5	4.0
Abby Scharlow	G	5-8	Jr.	8.2	2.7
Tiffany Mor	F	6-1	Sr.	7.9	4.0

* Returning Starter

Wisconsin vs. UW- Green Bay series record: 14-6

Date	Place	Wis	Opp	Margin
Jan. 1, 1975	Madison, Wis.	45	38	+ 7
Jan. 24, 1976	Madison, Wis.	50	29	+21
Feb. 9, 1976	Green Bay, Wis.	47	39	+ 8
Feb. 23, 1977	Green Bay, Wis.	81	37	+44
Feb. 23, 1982	Madison, Wis.	66	53	+13
Dec. 8, 1982	Green Bay, Wis.	69	55	+14
Dec. 9, 1987	Madison, Wis.	60	61	- 1
Dec. 17, 1988	Green Bay, Wis.	62	58 ^{OT}	+ 4
Dec. 5, 1989	Madison, Wis.	58	60	- 2
Dec. 4, 1990	Green Bay, Wis.	75	91	-16
Dec. 1, 1992	Madison, Wis.	63	63	+ 1
Jan. 3, 1994	Madison, Wis.	75	64	+11
Dec. 7, 1994	Green Bay, Wis.	59	68	- 9
Dec. 13, 1995	Madison, Wis.	83	56	+27
Dec. 5, 1996	Green Bay, Wis.	68	56	+12
Dec. 10, 1997	Madison, Wis.	81	63	+18
Nov. 22, 1998	Madison, Wis.	60	52	+ 8
Dec. 1, 1999	Green Bay, Wis.	66	56	+10
Jan. 7, 2001	Madison, Wis.	80	82 ^{OT}	- 2
Nov. 24, 2002	Madison, Wis.	52	77	-25

MIAMI THANKSGIVING CLASSIC

Fri-Sat., Nov. 28-29, 2003—Miami, Fla.

Nov. 28: Wisconsin vs. Hampton, 2 p.m. CST

Butler vs. Tennessee-Chattanooga, 4 p.m. CST

Nov. 29: Consolation, 2 p.m. CST

Championship, 4 p.m. CST

HAMPTON UNIVERSITY

Location: Hampton, Va.

Enrollment: 5,705

Division: NCAA-I

Home Arena: Hampton University Convocation Center (7,200)

Nickname: Lady Pirates

Colors: Royal blue and white

Conference: Mid-Eastern

Athletic (MEAC)

2002-03 Season Record: 23-9

2003 Conference Record/Finish: 17-1/1st

Post Season: NCAA First Round defeated by Texas

Starters Returning/Lost: 3/2

Letterwinners Returning/Lost: 5/5

Head Coach: Patricia Cage-Bibbs

School Record: 104-62 (6 years)

Career Record: 354-194 (19 years)

Assistant Coaches: Walter Mebane, Patrena Trice-Hill, Nadine Domond

Basketball Office: (757) 728-6818

Sports Information: Bryan J. Harvey

E-Mail: bryan.harvey@hamptonu.edu

Office Phone: (757) 727-5811

Home Phone: (757) 596-9542

FAX Phone: (757) 727-5813

Hampton Online: www.hamptonu.edu/athletics

Top Hampton Returnees:

Player	Pos.	Ht.	Yr.	Pts.	Reb.
Nicole Brathwaite*	F/C	6-1	Sr.	12.5	7.1
Brendy Ellis*	G	5-9	Jr.	5.3	1.3
Lynetta Sullivan*	G	5-10	Sr.	10.3	5.9

*Returning Starters

Wisconsin vs. Hampton series record: First Meeting



TENNESSEE - CHATTANOOGA

Location: Chattanooga, Tenn.

Enrollment: 8,564

Division: NCAA-I

Home Arena: McKenzie Arena (11,218)

Nickname: Lady Mocs

Colors: Navy and old gold

Conference: Southern

2002-03 Season Record: 26-5

2003 Conference Record/Finish: 16-2/1st

Post Season: Lost to South Carolina (54-68) in NCAA First Round

Starters Returning/Lost: 3/2

Letterwinners Returning/Lost: 9/4

Head Coach: Wes Moore

School Record: 109-42 (5 years)

Career Record: 309-98 (14 years)

Assistant Coaches: Angela Crosby, Jon Harper, Jennifer Wilson

Basketball Office: (423) 425-4376

Sports Information: Don Harris

E-Mail: Don-Harris@utc.edu

Office Phone: (423) 425-4618

Home Phone: (423) 843-0758

Press Row Phone: (423) 756-5476

FAX Phone: (423) 425-4610

Chattanooga Online: www.gomocs.com

Top Chattanooga Returnees:

Player	Pos.	Ht.	Yr.	Pts.	Reb.
Miranda Warfield*	G	5-9	Sr.	9.7	3.2
Heather McDivitt*	PG	5-5	Sr.	6.5	1.2
Tiffany Patton*	C	6-2	Jr.	5.8	4.5

*Returning Starters

Wisconsin vs. Chattanooga series record: First Meeting

BUTLER UNIVERSITY

Location: Indianapolis, Ind.

Enrollment: 4,100

Division: NCAA-I

Home Arena: Hinkle Fieldhouse (11,043)

Nickname: Bulldogs

Colors: Blue and white

Conference: Horizon

2002-03 Season Record: 6-23

2003 Conference Record: 3-13

Post Season: Defeated Youngstown State, 77-71(HL), but lost to UW-Green Bay, 86-51 (HL).

Starters Returning/Lost: 5/0

Letterwinners Returning/Lost: 11/1

Head Coach: Beth Couture

School Record: 3-13 (1 year)

Career Record: 264-140

Assistant Coaches: Seph Hatley, Gene Hill, Monica Claridge

Basketball Office: (317) 940-9692



Sports Information: John Dedman
 E-Mail: jdedman@butler.edu
 Office Phone: (317) 940-9994
 FAX Phone: (317) 940-9808
 Press Row Phone: (317) 940-9817
 Butler Online: www.butlersports.com

Top Butler Returnees:

Player	Pos.	Ht.	Yr.	Pts.	Reb.
Cortney Urquhart	C	6-2	Jr.	11.2	7.0
Angel Mason	G	5-8	Sr.	10.2	5.2
Lisa Pryor	G	5-8	Sr.	10.4	2.8
Nancy Bowden	G	5-2	Sr.	10.1	3.9

Wisconsin vs. Butler series record: First Meeting



WESTERN ILLINOIS

Wednesday, December 1, 2003
 Madison, Wis. — 7:00 p.m. CST

Location: Macomb, Ill.
 Enrollment: 13,450
 Division: NCAA-I
 Home Arena: Western Hall
 (5,139)

Nickname: Westerwinds
 Colors: Purple and gold
 Conference: Mid-Continent
 2002-03 Season Record: 21-9
 2003 Conference Record/Finish: 12-2/1st
 Starters Returning/Lost: 4/1
 Letterwinners Returning/Lost: 7/5
 Head Coach: Leslie Crane
 School Record: 78-63 (5 years)
 Career Record: 78-63 (5 years)

Assistant Coaches: Todd Schultze, Doshia Woods, Becky Tyo
 Basketball Office: (309) 298-1937

Sports Information: Shana Daniels

Email: SL-Daniels1@wiu.edu
 Office Phone: (309) 298-1133
 Cell Phone: (309) 255-9649
 Press Row Phone: (309) 298-1227
 FAX Phone: (309) 298-3366/2060

Western Illinois Online: www.wiuathletics.com

Top Western Illinois Returnees:

Player	Pos.	Ht.	Yr.	Pts.	Reb.
Tiffany Cornelius	F	6-0	Sr.	12.6	7.0
Zane Teilane	C	6-7	So.	11.2	6.1
Jessica Cook	G	5-9	Jr.	5.3	3.8
Erica Zielinski	G	5-6	Sr.	5.9	1.9

Wisconsin vs. Western Illinois series record: 9-1

Date	Place	Wis	Opp	Margin
Nov. 17, 1979	Madison, Wis.	69	76	-7
Nov. 22, 1980	Macomb, Ill.	84	76	+8
Nov. 28, 1981	Macomb, Ill.	81	70	+11
Jan. 13, 1982	Madison, Wis.	81	43	+38
Nov. 24, 1985	Madison, Wis.	74	69 ^{OT}	+5
Dec. 4, 1988	Madison, Wis.	73	62	+11

Dec. 13, 1991	Madison, Wis.	112	69	+43
Nov. 28, 1993	Madison, Wis.	80	53	+27
Nov. 29, 1994	Madison, Wis.	79	52	+27
Dec. 7, 1995	Macomb, Ill.	82	45	+37



NOTRE DAME

Thursday, December 4, 2003
 Notre Dame, Ind. — 6:00 p.m. CST

Location: Notre Dame, Ind.
 Enrollment: 11,311
 Division: NCAA-I
 Home Arena: Joyce Center (11,418)
 Nickname: Fighting Irish
 Colors: Gold and blue
 Conference: Big East
 2002-03 Season Record: 21-11
 2003 Conference Record/Finish: 10-6/T5th
 Starters Returning/Lost: 4/1
 Monogram winners Returning/Lost: 8/3
 Head Coach: Muffet McGraw
 School Record: 363-138 (16 years)
 Career Record: 451-179 (21 years)
 Associate Coach: Carol Owens
 Assistant Coaches: Coquese Washington, Jonathan Tsipis
 Basketball Office: (574) 631-5420
 Sports Information: Chris Masters
 Email: masters.5@nd.edu
 Office Phone: (574) 631-8032
 Home Phone: (574) 273-1728
 Cell Phone: (574) 532-4166
 FAX Phone: (574) 631-7941
 Press Row Phone: (574) 631-5309
 Notre Dame Online: www.und.com

Top Notre Dame Returnees:

Player	Pos.	Ht.	Yr.	Pts.	Reb.
Jacqueline Batteast*	F	6-2	Jr.	13.9	8.3
Teresa Borton*	C	6-3	Jr.	8.0	5.0
Courtney LaVere*	F	6-3	So.	12.4	5.6
Le'Tania Severe*	G	5-8	Sr.	7.3	3.8
Katy Flecky	F	6-2	Jr.	7.0	4.1

*Returning starters

Wisconsin vs. Notre Dame series: 2-3

Date	Place	Wis	Opp	Margin
Mar. 1, 1987	Madison, Wis.	70	80	-10
Dec. 4, 1994	Notre Dame, Ind.	55	77	-22
Dec. 9, 1996	Notre Dame, Ind.	81	69	+12
Dec. 8, 1997	Madison, Wis.	89	77	+12
Nov. 22, 2000	Madison, Wis.	56	83	-27

IOWA STATE

Sunday, December 7, 2003
Madison, Wis. — 1:30 p.m. CST

Location: Ames, Iowa
Enrollment: 27,898
Division: NCAA-I
Home Arena: James H. Hilton
Coliseum (14,092)
Nickname: Cyclones
Colors: Cardinal and gold
Conference: Big 12
2002-03 Season Record: 12-16
2003 Conference Record/Finish: 7-9/8th
Starters Returning/Lost: 4/1
Letterwinners Returning/Lost: 7/4
Head Coach: Bill Fennelly
School Record: 174-75 (8 years)
Career Record: 340-128 (15 years)
Assistant Coaches: Jack Easley, Latoja Harris, Josi Steyer
Basketball Office: (515) 294-3436
Sports Information: Erin Rosacker
Email: edavison@astate.edu
Office Phone: (515) 294-5778
Home Phone: (515) 232-0177
Press Row Phone: (515) 294-6178
Fax Phone: (515) 294-0558
Iowa State Online: www.cyclones.com



Top Iowa State Returnees:

Player	Pos.	Ht.	Yr.	Pts.	Reb.
Erica Junod*	G	5-7	Sr.	5.1	3.6
Mary Fox*	G/F	6-0	Jr.	5.3	6.1
Anne O-Neil*	G	5-11	Jr.	10.0	4.8
Lisa Kriener*	F/C	6-2	Jr.	9.8	5.7

* Returning Starter

Wisconsin vs. Iowa State series record: 3-2

Date	Place	Wis	Opp	Margin
Jan. 26, 1979	Madison, Wis.	62	76	-14
Mar. 6, 1982	Madison, Wis.	78	77 ^{OT}	+ 1
Dec. 13, 1985	Madison, Wis.	58	73	-15
Nov. 28, 1990	Madison, Wis.	87	96	- 9
Nov. 24, 1991	Ames, Iowa	84	70	+14

UW-MILWAUKEE

Monday, December 22, 2003
Madison, Wis. — 7:00 p.m. CST

Location: Milwaukee, Wis.
Enrollment: 25,059
Division: NCAA-I
Home Arena: Klotsche Center
(5,000)
Nickname: Panthers
Colors: Black and gold
Conference: Horizon League
2002-03 Season Record: 15-13
2003 Conference Record/Finish: 11-5/T2nd
Starters Returning/Lost: 4/1
Letterwinners Returning/Lost: 7/4
Head Coach: Sandy Botham
School Record: 112-84 (7 years)
Career Record: 134-88 (8 years)
Sports Information: Bret Seymour
E-Mail: bseymour@uwm.edu
Office Phone: (414) 229-4593
Cell Phone: (414) 305-5987
Fax Phone: (414) 229-6759
UW-Milwaukee Online: www.uwmpanthers.com



Top UW-Milwaukee Returnees:

Player	Pos.	Ht.	Yr.	Pts.	Reb.
Kimberly Becker*	F	6-2	Jr.	9.9	5.6
Nichole Drummond*	F	5-10	So.	7.0	3.8
Anne Witte*	G	5-9	So.	6.5	2.2
Maria Viall*	C	6-3	Sr.	18.1	10.3
Teri Huff	F	5-10	Jr.	5.9	3.7

* Returning Starter

Wisconsin vs. UW-Milwaukee series record: 11-1

Date	Place	Wis	Opp	Margin
Jan. 28, 1975	Madison, Wis.	75	55	+20
Feb. 5, 1977	Madison, Wis.	87	55	+32
Feb. 16, 1978	Milwaukee, Wis.	78	35	+43
Dec. 13, 1978	Madison, Wis.	115	50	+65
Mar. 1, 1979	Milwaukee, Wis.	83	39	+44
Dec. 1, 1990	Madison, Wis.	99	76	+23
Dec. 10, 1991	Madison, Wis.	90	68	+22
Dec. 15, 1992	Madison, Wis.	77	78	- 1
Dec. 9, 1993	Madison, Wis.	108	58	+50
Nov. 24, 1996	Madison, Wis.	95	63	+32
Nov. 25, 1997	Milwaukee, Wis.	72	70	+ 2
Nov. 17, 1998	Madison, Wis.	71	66	+ 5
Dec. 11, 2001	Madison, Wis.	80	61	+19

BOSTON COLLEGE

Tuesday, December 30, 2003
Boston, Mass. — 6:00 p.m. CST

Location: Chestnut Hill, Mass.
Enrollment: 14,500
Division: NCAA-I
Home Arena: Silvio O. Conte Forum (8,606)
Nickname: Eagles
Colors: Maroon and gold
Conference: Big East
2002-03 Season Record: 22-9
2003 Conference Record/Finish: 12-4/3rd
Starters Returning/Lost: 2/3
Letterwinners Returning/Lost: 9/5
Head Coach: Cathy Inglesse
School Record: 171-122 (10 years)
Career Record: 291-196 (17 years)
Assistant Coaches: Kelly Cole, Bill Gould
Basketball Office: (617) 552-4530
Sports Information: Lisa Cascio
E-Mail: cascioli@bc.edu
Office Phone: (617) 552-3004
Home Phone: (617) 964-1999
Press Row Phone: (617) 552-8989
Fax Phone: (617) 552-4903



Boston College Online: www.bceagles.com

Top Boston College Returnees:

Player	Pos.	Ht.	Yr.	Pts.	Reb.
Jessalyn Deveny*	G	5-9	Jr.	16.9	5.9
Amber Jacobs*	G	5-8	Sr.	12.1	2.3
Clare Droesch	G/F	5-11	Jr.	7.4	3.1
Maureen Leahy	C	6-4	Sr.	3.0	2.1

* Returning Starter

Wisconsin vs. Boston College series record: First meeting

IPFW

Friday, January 16, 2004
Madison, Wis. — 7:00 p.m. CST

Name: Indiana-Purdue-Ft. Wayne
Location: Ft. Wayne, Ind.
Enrollment: 11,757
Division: NCAA-I
Home Arena: Hilliard Gates Sports Center (2,700)
Nickname: Mastodons
Colors: Royal blue and white
Conference: Independent
2002-03 Season Record: 9-19
Starters Returning/Lost: 4/1
Letterwinners Returning/Lost: 11/3
Head Coach: Bruce Patterson
School Record: 12-42 (2 years)
Career Record: 259-143 (12 years)
Assistant Coaches: Chris Paul, Kurt Patterson, Alan Buck
Basketball Office: (260) 481-6957
Sports Information: Rudy Yovich
Email: yovichr@ipfw.edu
Office Phone: (260) 481-6646
Home Phone: (260) 490-8095
Cell Phone: (260) 705-2079
Press Row Phone: (260) 481-6360
FAX Phone: (260) 481-6002



IPFW Online: www.ipfw.edu/athletics

Top IPFW Returnees:


Player	Pos.	Ht.	Yr.	Pts.	Reb.
Courtney Nicley*	G	5-8	Jr.	9.4	3.8
Ashley Elmore*	C	6-2	So.	7.4	3.4
Maggie Bruening*	G	5-7	Sr.	9.2	4.8
Amy Gearlds*	F	5-10	Sr.	14.3	3.6
Verea Bibbs	C	6-0	Jr.	9.1	6.3

* Returning Starter

Wisconsin vs. IPFW series record: First meeting

RECORD VS. OPPONENTS, 1974-2003


Alabama-Birmingham 12/8/84 76-59 12/5/87 60-86	1-1 Alabama-Birmingham Alabama-Birmingham	Colorado 3/21/82 60-59	1-0 Colorado NCAA 1st Rnd	Fairfield 12/31/83 56-58 3/15/00 83-46	1-1 Fairfield FAIRFIELD-2355
Arizona 11/24/84 64-67 1/26/03 55-62	0-2 Arizona #19 ARIZONA-6254	Colorado State 3/25/00 78-60	1-0 COLORADO ST-6138	Fairleigh Dickinson 1/5/88 66-86	0-1 Fairleigh Dickinson
Arizona State 3/16/02 70-73	0-1 Arizona State	Creighton 12/9/90 101-93 11/26/91 83-68	2-0 Creighton CREIGHTON	Florida 3/29/00 75-74	2-0 FLORIDA-13,006 WNIT Final in Madison #12 Florida (at Paradise Jam)
Arkansas 3/23/99 64-67	0-1 Arkansas WNIT Final	Dartmouth 1/17/82 81-59 12/30/89 77-90	1-1 Dartmouth DARTMOUTH-922	Florida A & M 12/6/98 86-57	1-0 Florida A&M
Army 1/16/82 97-42	1-0 Army	DePaul 12/14/77 106-55 2/4/81 81-82 1/27/82 70-64 12/11/86 75-97 3/19/00 82-76	3-2 DEPAUL-5000 DePaul DEPAUL-345 DEPAUL-501 DEPAUL-3197	Florida State 12/4/87 67-100	0-1 Florida State
Auburn 11/29/91 70-63	1-0 #11 Auburn	Detroit 2/25/79 57-77 12/8/79 63-71 12/13/87 89-58 12/11/88 76-73	2-2 Detroit DETROIT-487 DETROIT-715 Detroit	Georgetown 1/2/82 64-65	0-1 Georgetown
Austin Peay 12/2/95 84-64	1-0 Austin Peay	Drake 12/2/79 76-78 1/18/81 54-71 11/27/81 57-93 11/25/89 49-64 11/30/95 82-78 11/22/96 77-69 12/13/02 74-61 12/14/02 49-59	3-5 Drake DRAKE-210 Drake Drake DRAKE-4524 Drake DRAKE-5652 Drake	Georgia 12/13/96 67-74 1/4/98 74-64	1-1 #4 GEORGIA-9683 ESPN2 #17 Georgia CBS
Ball State 12/10/83 86-61 12/5/02 81-82	1-1 BALL STATE-342 BALL STATE-5780	Duke 11/27/87 66-86	0-1 #16 Duke	Gonzaga 11/24/90 80-77	1-0 Gonzaga
Baylor 11/25/94 77-52	1-0 Baylor	Eastern Illinois 2/6/82 64-61 12/14/84 83-76 11/30/85 64-70 12/10/02 78-52	3-1 Eastern Illinois EASTERN ILLINOIS-624 EASTERN ILLINOIS-320 EASTERN ILLINOIS-5303	Holy Cross 12/2/01 80-71	1-0 Holy Cross (at Ariz.)
Bowling Green 12/7/86 68-77 11/15/98 87-69	1-1 BOWLING GRN-556 BOWLING GRN-7639	Eastern Kentucky 11/27/83 61-63	0-1 Eastern Kentucky	IUPUI 12/12/99 68-55	1-0 IUPUI-7810
Bradley 12/5/82 123-79 12/1/83 75-59 12/5/86 75-63	3-0 BRADLEY-350 Bradley BRADLEY-863	Eastern Michigan 1/24/81 61-66	0-1 Eastern Michigan	Illinois 12/6/74 56-57 2/6/76 33-77 2/11/77 49-76 12/9/78 60-50 2/16/80 63-92 1/9/82 80-71 1/9/83 91-88 3/10/83 72-80 1/8/84 64-53 3/8/84 79-65 1/18/85 59-70 2/17/85 70-67 1/17/86 69-82 2/16/86 53-69 1/9/87 67-82 2/8/87 64-77 1/15/88 75-64 2/14/88 50-76 1/27/89 75-81 ^{OT}	20-25 Illinois Illinois Illinois ILLINOIS-884 Illinois ILLINOIS-537 Illinois ILLINOIS-950 ILLINOIS-934 Illinois Illinois ILLINOIS-572 ILLINOIS-608 Illinois #17 Illinois #19 ILLINOIS-993 ILLINOIS-819 Illinois Illinois
Bucknell 12/2/89 98-73	1-0 Bucknell	Elon College 11/19/00 102-49	1-0 Elon at NC State		
California-Irvine 12/28/82 65-47 11/29/96 78-68	2-0 California-Irvine UC-Irvine	Evansville 12/14/00 84-71	1-0 EVANSVILLE-5819		
Calif-Santa Barbara 11/30/96 100-95 11/20/98 103-90 ^{OT}	2-0 UC-Santa Barbara #22 UC-SB-7794				
Calif State-Long Beach 12/30/82 62-66-2 ^{OT}	0-1 Cal. St-Long Beach				
Carroll College 2/12/75 62-58 2/25/78 73-43	2-0 CARROLL COLLEGE Carroll College				
Carthage College 2/11/75 57-48 2/15/77 79-72	2-0 CARTHAGE COLLEGE Carthage College				
Central Michigan 12/30/84 66-76	0-1 Central Michigan				
Central Missouri 2/21/81 69-61	1-0 Central Missouri				
Chicago State 11/29/80 95-35 2/7/81 91-41 1/3/89 65-45 1/2/90 93-63 1/22/91 90-66 12/8/92 82-66	6-0 Chicago State CHICAGO STATE-195 CHICAGO STATE-683 CHICAGO STATE-650 CHICAGO STATE-560 CHICAGO STATE				
Cincinnati 12/4/76 65-61 11/28/86 73-68 ^{OT}	2-0 Cincinnati Cincinnati				
Clemson 11/23/84 54-87	0-1 Clemson				
Cleveland State 12/29/83 67-70 2/11/97 103-64 11/27/01 97-55	2-1 Cleveland State CLEVELAND ST-6831 CLEVELAND ST-5064				



The Wisconsin Spirit Squad, the band, and Bucky Badger appear at all home games.

2/26/89	77-68	ILLINOIS-2307	2/7/86	37-65	INDIANA-370	1/5/97	69-63	Iowa PRIME/FOX
1/26/90	86-77	ILLINOIS-957	1/16/87	66-71	INDIANA-1128	2/14/97	59-56	IOWA-9638
2/25/90	76-81	Illinois	2/15/87	48-46 ^{OT}	Indiana	1/20/98	63-66	IOWA-16,296
1/25/91	90-81	ILLINOIS-1005	1/22/88	49-71	Indiana	2/13/98	76-87	Iowa
2/24/91	73-88	Illinois	2/21/88	53-77	INDIANA-880	1/3/99	79-72	IOWA-8379
1/24/92	65-59	Illinois	1/6/89	55-73	Indiana	1/27/00	62-66	Iowa
2/23/92	73-59	ILLINOIS-3606	3/11/89	80-85	INDIANA-1177	12/31/00	94-91	IOWA-6876
1/22/93	74-81	Illinois	1/5/90	80-92	INDIANA-1130	1/14/01	68-74	Iowa
1/21/94	81-59	ILLINOIS-1356	3/10/90	69-76	Indiana	12/30/01	68-61	Iowa
2/20/94	79-82	Illinois	2/1/91	86-103	Indiana	2/7/02	64-76	IOWA-7225
1/22/95	76-47	ILLINOIS-7036	3/2/91	80-75	INDIANA-2102	1/21/03	60-77	Iowa
1/21/96	68-67	Illinois	1/10/92	52-77	Indiana	2/23/03	59-76	IOWA-7726
12/29/96	67-73	ILLINOIS-8746	3/5/93	72-79	INDIANA-1973	Iowa State		2-3
2/21/97	78-82	#17 Illinois	3/14/92	77-67	INDIANA-3715	1/26/79	62-76	IOWA STATE-511
12/30/97	75-83	#13 Illinois	3/4/94	64-66	Indiana	3/6/82	78-77 ^{OT}	IOWA STATE-712
2/20/98	73-69	#9 ILLINOIS-11,267	1/3/95	78-62	INDIANA-1615	12/13/85	58-73	IOWA STATE-680
12/30/98	72-90	Illinois	2/24/95	61-63	Indiana	11/28/90	87-96	IOWA STATE-615
2/19/99	82-78 ^{OT}	ILLINOIS-10,734	12/29/95	81-71	INDIANA-7338	11/24/91	84-70	Iowa State
1/4/00	74-80	#15 ILLINOIS-7177	2/23/96	68-82	Indiana	Kansas		1-0
2/24/00	78-87	Illinois	1/12/97	72-74	Indiana	3/16/95	73-72	#23 Kansas NCAA 1st
1/25/01	73-65	Illinois	2/7/97	54-59	INDIANA-8873	Lake Superior State		0-1
3/2/01	68-80	Illinois BT 1st Rnd	1/9/98	75-60	INDIANA-6972	12/11/87	79-92	LAKE SUPER ST.-529
1/17/02	74-69	ILLINOIS-6828	2/6/98	55-56	Indiana	Lincoln College		1-0
1/12/03	56-73	Illinois	1/10/99	65-69	Indiana	2/2/80	84-74	Lincoln College
1/19/03	69-59	ILLINOIS-7778	2/20/00	76-61	INDIANA-9133	Louisiana Tech		0-1
			1/21/01	69-62	INDIANA-9100	12/7/84	51-86	Louisiana Tech
Illinois-Chicago		12-5	2/8/01	79-83	Indiana	Loyola (Chicago)		7-2
2/4/77	59-62	Illinois-Chicago	1/3/02	74-54	INDIANA- 5987	12/8/81	81-67	Loyola
1/11/78	67-73	ILL-CHICAGO-450	1/24/02	63-70 ^{OT}	Indiana	12/22/82	68-66	Loyola
1/19/78	49-65	Illinois-Chicago	1/24/03	69-58	Indiana	12/23/83	68-51	LOYOLA-910
12/6/78	66-72	Illinois-Chicago	2/16/03	48-49	INDIANA-7170	11/28/84	53-50	Loyola
2/1/80	54-71	Illinois-Chicago	3/6/03	51-52	Indiana BT First Round	1/3/86	57-68	LOYOLA-477
2/23/80	68-62	ILL-CHICAGO-680			3-2	2/1/87	55-72	Loyola
2/17/81	82-57	Illinois-Chicago	Indiana State			2/8/88	85-72	LOYOLA-408
12/10/81	75-53	ILL-CHICAGO-387	1/19/80	62-70	Indiana State	1/7/00	86-71	Loyola
11/26/82	90-32	Illinois-Chicago	1/9/81	83-60	INDIANA STATE-225	12/5/00	101-53	LOYOLA-5741
12/7/83	71-64	ILL-CHICAGO-350	2/5/82	68-75	Indiana State	Maine		1-0
12/11/85	71-55	Illinois-Chicago	3/12/82	68-60 ^{OT}	Indiana State	11/29/97	97-80	Maine
12/27/86	84-61	ILL-CHICAGO-673	3/11/99	80-43	INDIANA STATE-2890	Manhattan		1-0
1/30/89	72-58	ILL-CHICAGO-586			WNIT First Rnd	12/18/97	84-71	Manhattan
11/28/89	76-66	Illinois-Chicago	Iowa		18-27	Mankato State		0-1
12/12/90	79-63	ILL-CHICAGO-503	12/7/74	65-49	Iowa	12/6/75	39-40	Mankato State
12/13/93	101-72	Illinois-Chicago	12/2/78	68-75	Iowa	Maryland		0-1
12/15/94	79-61	ILL-CHICAGO-1002	12/1/79	51-68	Iowa	1/5/82	62-91	Maryland
			11/15/80	73-69	IOWA-1200	Marquette		8-4
Illinois State		5-9	2/13/81	88-67	Iowa	2/21/77	68-47	MARQUETTE
12/5/75	28-88	Illinois State	2/12/82	78-64	Iowa	3/5/77	60-71	Marquette
12/12/75	59-101	Illinois State	3/3/82	78-64	Iowa	2/14/78	71-55	Marquette
3/9/78	92-81	Illinois State	1/23/83	68-47	Iowa	2/20/79	67-44	MARQUETTE-425
1/31/80	57-71	Illinois State	2/23/83	68-44	IOWA-669	12/1/88	78-66	MARQUETTE-504
2/27/81	52-57	ILLINOIS STATE-100	1/22/84	50-49	IOWA-1461	1/16/90	90-79	MARQUETTE-797
11/18/81	55-71	Illinois State	2/24/84	37-46	Iowa	2/9/95	88-66	MARQUETTE-3545
2/16/83	77-75 ^{OT}	ILLINOIS STATE-365	1/27/85	65-54	IOWA-1079	1/9/96	87-63	Marquette
12/5/83	69-70	Illinois State	2/22/85	52-64	Iowa	12/3/98	73-81	MARQUETTE-7588
11/17/84	46-57	ILLINOIS STATE-600	1/26/86	32-68	Iowa	12/8/99	65-69	Marquette
12/22/85	57-64 ^{OT}	Illinois State	2/21/86	47-61	IOWA-706	12/5/01	56-55	Marquette
12/30/90	73-83	ILLINOIS STATE-1047	1/2/87	44-83	#14 IOWA-1498	1/5/03	54-72	MARQUETTE-6572
12/30/91	69-55	Illinois State	3/7/87	56-78	#10 Iowa	Memphis (State)		1-1
12/9/95	92-43	ILLINOIS STATE-6631	1/8/88	59-79	#1 IOWA-1215	1/5/81	70-77	Memphis State
12/6/97	77-69	Illinois State	3/12/88	50-98	#2 Iowa	3/20/99	92-73	MEMPHIS-6292
			2/3/89	57-67	#7 IOWA-1353			WNIT Semifinals
Indiana		12-34	3/5/89	52-78	#9 Iowa	Miami of Ohio		1-1
12/7/74	29-83	Indiana	2/2/90	52-84	#13 Iowa	3/13/82	76-65	Miami of Ohio
2/9/78	48-63	Indiana	3/4/90	60-77	#11 IOWA-1631	11/29/85	60-68	MIAMI OF OHIO-379
2/8/79	45-53	Indiana	1/2/91	78-67	#15 IOWA-979	Michigan		29-14
2/17/79	52-59	INDIANA-600	3/9/91	76-85 ^{OT}	#24 Iowa	2/7/76	33-84	Michigan
1/18/80	50-64	Indiana	2/7/92	74-58	#5 IOWA-2708	1/12/79	73-80	Michigan
1/30/81	86-76	INDIANA-400	3/8/92	36-63	#8 Iowa	1/26/80	65-57	MICHIGAN-356
12/5/81	77-83	Indiana	1/8/93	39-65	#5 Iowa	12/6/80	78-87	Michigan
2/6/83	61-73	INDIANA-1387	1/7/94	67-74	#2 IOWA-2,641			
2/11/83	49-59	Indiana	1/6/95	72-62	IOWA-2730			
2/5/84	57-64	Indiana	2/19/95	62-55	Iowa			
2/10/84	60-58	INDIANA-909	1/5/96	48-68	#11 Iowa			
1/13/85	51-75	INDIANA-864	2/18/96	63-67	#7 IOWA-11,522			
2/8/85	67-71	Indiana						
1/12/86	46-65	Indiana						

1/16/83	99-68	MICHIGAN-570	1/12/96	82-59	MICHIGAN ST-7011	Missouri	0-2	
3/4/83	80-71	Michigan	2/11/96	65-76	Michigan State	2/20/81	71-75	Missouri
1/15/84	77-63	Michigan	1/30/97	53-64	Michigan State	3/16/01	68-71	Missouri NCAA 1st Rnd
3/2/84	63-64	MICHIGAN-919	1/30/98	72-65	MICHIGAN ST-9807	Montana	0-1	
2/3/85	81-72	Michigan	1/8/99	74-77	Michigan State	3/18/92	74-85	MONTANA-8353
3/1/85	81-70	MICHIGAN-504	2/7/99	73-68 ^{OT}	MICHIGAN ST-9070			NCAA 1st Rnd
2/2/86	67-72	MICHIGAN-450	3/17/99	70-69 ^{OT}	MICHIGAN ST-5490	National College 2-0		
2/28/86	66-77	Michigan	1/9/00	61-75	Michigan State	3/11/82	79-50	National College
1/25/87	65-57	Michigan	2/13/00	77-69	MICHIGAN ST-10,227	12/9/82	88-37	NATL COLLEGE-200
2/20/87	88-63	MICHIGAN-868	3/22/00	77-45	MICHIGAN ST-3441	Nebraska	5-0	
1/31/88	65-68	MICHIGAN-861	1/1/01	72-56	Michigan State	1/5/79	79-74	NEBRASKA-535
2/26/88	51-86	Michigan	2/4/01	69-49	MICHIGAN ST-7897	12/12/89	77-67	NEBRASKA-560
1/22/89	66-59	MICHIGAN-1027	1/10/02	86-78 ^{2OT}	Michigan State	12/7/90	80-74 ^{OT}	Nebraska
2/17/89	57-75	Michigan	1/30/02	57-58	MICHIGAN ST.-6483	11/21/99	92-85 ^{OT}	#24 Nebraska
1/21/90	51-68	Michigan	2/6/03	43-58	Michigan State	11/29/00	74-64	NEBRASKA-5956
2/16/90	56-61	MICHIGAN-825	Middle Tennessee State	0-1		North Carolina	0-1	
1/13/91	69-90	Michigan	11/29/86	56-69	Middle Tennessee State	12/1/89	77-84	North Carolina
2/8/91	101-88	MICHIGAN-1023	Minnesota	27-23		N Carolina-Charlotte	0-1	
1/19/92	93-66	MICHIGA-2224	12/6/74	55-45	Minnesota	11/29/87	75-81	UNC-Charlotte
2/14/92	84-60	Michigan	2/8/80	66-80	MINNESOTA-400	North Carolina State	1-0	
1/17/93	73-67	MICHIGAN-1851	1/17/81	68-84	MINNESOTA, 653	12/8/01	65-48	#10 NC STATE-5687
2/12/93	79-75	Michigan	2/13/81	68-79	Minnesota	Northeastern	1-0	
1/16/94	64-63	Michigan	3/7/81	56-66	Minnesota	11/28/99	81-80	Northeastern
2/11/94	75-64	MICHIGAN-1545	11/21/81	63-72	MINNESOTA-475	Northeastern Illinois	3-0	
12/28/94	85-71	Michigan	1/23/82	60-63	Minnesota	1/19/82	82-28	NE ILLINOIS-365
2/26/95	80-64	MICHIGAN-10,908	1/28/83	60-73	Minnesota	1/4/92	79-53	Northeastern Illinois
12/27/95	89-48	MICHIGAN-7556	2/18/83	71-77	MINNESOTA-816	12/11/93	85-47	NE ILLINOIS-836
2/25/96	88-63	Michigan	1/27/84	63-59	MINNESOTA-1026	Northern Illinois	6-1	
1/24/97	77-72	Michigan	2/17/84	51-62	Minnesota	1/23/75	42-27	Northern Illinois
1/23/98	79-63	MICHIGAN-10,295	1/25/85	58-59	MINNESOTA-525	2/21/76	46-36	N. ILLINOIS
2/28/98	70-79	Michigan	2/24/85	70-79	Minnesota	1/15/77	56-52	Northern Illinois
		WNIT Second Rnd @	1/24/86	58-75	Minnesota	1/17/78	100-42	N. ILLINOIS-150
1/15/99	71-65	MICHIGAN-8108	2/23/86	62-52	MINNESOTA-614	12/3/80	87-72	Northern Illinois
1/31/99	70-46	Michigan	1/4/87	81-73	MINNESOTA-801	12/2/81	74-71	N. ILLINOIS-265
1/20/00	72-69	MICHIGAN-7386	3/5/87	45-70	Minnesota	11/22/03	47-49	Northern Illinois
2/17/00	73-78	Michigan	1/10/88	75-67	Minnesota	Northern Iowa	5-0	
1/4/01	85-52	Michigan	3/9/88	71-73	MINNESOTA-770	12/21/83	76-48	NO. IOWA-265
1/6/02	89-74	MICHIGAN-7446	2/5/89	78-61	MINNESOTA-1273	12/1/84	61-52	NO. IOWA-682
2/2/03	68-56	MICHIGAN-9442	3/3/89	58-83	Minnesota	12/3/85	72-45	Northern Iowa
2/13/03	58-52	Michigan	2/4/90	76-75	Minnesota	1/16/96	95-68	Northern Iowa
Michigan State	20-27		3/2/90	94-82	MINNESOTA-925	12/3/96	97-50	NO. IOWA-6460
2/6/76	46-77	Michigan State	1/6/91	102-77	MINNESOTA-1241	Northwestern	19-27	
1/14/78	63-65	MICHIGAN ST-1500*	3/7/91	62-76	Minnesota	1/22/77	70-80	NORTHWESTERN
1/13/79	52-57	Michigan State	2/9/92	82-72	MINNESOTA-4308	1/28/78	61-67	Northwestern
12/30/80	62-74	MICHIGAN ST-175	3/6/92	83-82	Minnesota	2/21/79	62-67	NU-463
2/27/82	60-76	Michigan State	1/12/93	75-72	MINNESOTA-685	1/23/80	52-79	Northwestern
1/14/83	77-59	MICHIGAN ST-350	3/10/93	56-91	Minnesota	12/13/80	70-77	NU-200
3/6/83	76-70	Michigan State	1/9/94	84-89	Minnesota	2/25/81	75-82	NU-450
1/13/84	67-66	Michigan State	3/8/94	71-82	MINNESOTA-1640	2/12/82	52-62	Northwestern
3/4/84	88-68	MICHIGAN ST-933	1/20/95	76-73	Minnesota	2/20/82	66-82	Northwestern
2/1/85	64-65	Michigan State	2/5/95	79-78 ^{OT}	MINNESOTA-9346	1/21/83	57-54	Northwestern
3/3/85	82-72	MICHIGAN ST-676	1/19/96	85-50	MINNESOTA-6897	2/27/83	81-72	NU-1312
1/31/86	55-58	MICHIGAN ST-320	2/4/96	98-64	Minnesota	1/20/84	80-70	NU-771
3/2/86	69-82	Michigan State	1/26/97	84-57	MINNESOTA-7260	2/26/84	57-54	Northwestern
1/23/87	53-77	Michigan State	2/28/97	75-80	Minnesota BT 1st Rnd	1/6/85	58-76	NU-625
2/22/87	57-71	MICHIGAN ST-1180	1/25/98	67-54	Minnesota	3/9/85	89-86 ^{OT}	Northwestern
1/29/88	58-65	MICHIGAN ST-959	2/27/98	65-47	Minnesota BT 1st Rnd	1/5/86	64-68	Northwestern
2/28/88	58-68	Michigan State	12/28/98	70-59	MINNESOTA-8760	3/8/86	72-87	NU-777
1/20/89	71-69	MICHIGAN ST-963	2/21/99	69-56	Minnesota	1/30/87	53-72	NU-959
2/19/89	67-71	Michigan State	2/3/00	75-65	MINNESOTA-7417	2/27/87	50-73	Northwestern
1/19/90	42-73	Michigan State	2/10/00	66-55	Minnesota	2/5/88	55-70	Northwestern
2/18/90	55-61	MICHIGAN ST-2606	3/2/00	56-49	Minnesota	3/4/88	57-83	NU-766
1/11/91	73-89	Michigan State	1/18/01	90-67	MINNESOTA-6328	1/13/89	59-62	NU-981
2/10/91	78-75	#23 MICH ST-3137	2/22/01	86-43	Minnesota	2/10/89	63-66	Northwestern
1/17/92	73-58	MICHIGAN ST-1271	1/20/02	85-92	MINNESOTA-17,142	1/12/90	57-72	#25 Northwestern
2/16/92	73-58	Michigan State			(Big Ten Single Game Attend Rec.)	2/9/90	62-73	#15 NU-1011
1/15/93	75-67	MICHIGAN ST-1601	2/21/02	74-76	#14 Minnesota	1/18/91	85-86	#15 NU-1005
2/14/93	67-81	Michigan State	3/1/02	74-64	#19 Minnesota BT 2ndRd	2/15/91	72-93	#19 Northwestern
1/14/94	59-62	Michigan State	2/27/03	53-76	#13 Minnesota	1/31/92	91-89	#22 Northwestern-1925
2/13/94	92-85	MICHIGAN ST-2283	Mississippi	1-1		2/28/92	80-91	Northwestern
1/13/95	68-78	Michigan State	1/3/81	58-62	Mississippi			
2/12/95	62-78	MICHIGAN ST-11,500	12/19/97	83-63	Mississippi			
3/4/95	79-87	Michigan State						



Badger fans
say "When you
say Wisconsin,
you've said it
all!"

1/24/93	64-82	Northwestern
2/19/93	90-103	NU-1602
1/23/94	85-101	#19 NU-1790
2/18/94	54-79	Northwestern
2/3/95	63-56	NU-4759
2/2/96	69-68	#23 Northwestern
1/17/97	77-67	NU-8350
2/2/97	62-93	Northwestern
1/16/98	70-65	Northwestern
2/1/98	95-64	NU-16,329
1/22/99	80-61	NU-8213
1/12/00	74-60	Northwestern
2/1/01	70-35	NU-397
2/11/01	70-54	Northwestern
1/13/02	70-65	Northwestern
2/14/02	80-47	NU-6492
2/28/02	60-58	Northwestern
1/30/03	66-49	Northwestern
Notre Dame		
3/1/87	70-80	NOTRE DAME-2170
12/4/94	55-77	Notre Dame
12/9/96	81-69	#10 Notre Dame
12/8/97	89-77	NOTRE DAME-6225
11/22/00	56-83	#4 NOTRE DAME-6943

Ohio State		
2/10/78	48-73	Ohio State
3/10/78	52-85	Ohio State
3/6/80	68-80	Ohio State
2/4/83	66-84	OHIO STATE-1120
2/13/83	61-75	Ohio State
2/3/84	66-85	Ohio State
2/12/84	79-70	OHIO STATE-1248
1/11/85	53-66	OHIO STATE-700
2/10/85	48-62	Ohio State
1/10/86	48-81	Ohio State
2/9/86	50-85	OHIO STATE-322
1/18/87	49-89	#18 OHIO STATE-1026
2/13/87	62-97	#12 Ohio State
1/24/88	54-84	#8 Ohio State
2/19/88	70-87	#9 OHIO STATE-799
1/8/89	53-84	Ohio State
3/8/89	61-77	#15 OHIO STATE-783
1/7/90	64-72	OHIO STATE-1288
3/8/90	57-78	Ohio State
2/3/91	76-81 ^{OT}	Ohio State
3/1/91	92-77	OHIO STATE-1357
1/12/92	90-79	Ohio State
3/11/92	72-78	OHIO STATE-2340
1/29/93	66-70	#4 OHIO STATE-1908
2/26/93	58-95	#7 Ohio State
1/28/94	99-90	#17 Ohio State
2/27/94	73-70	OHIO STATE, 4805
1/8/95	76-69	#22 OHIO STATE-3933
2/17/95	81-76	Ohio State
1/7/96	75-69	Ohio State
2/16/96	79-67	OHIO STATE-9495

3/2/96	58-72	Ohio State
1/19/97	67-61	OHIO STATE-11,212
1/18/98	54-66	Ohio State
1/5/99	55-70	#23 Ohio State
2/12/99	83-79 ^{OT}	OHIO STATE-9077
2/27/99	61-70	OSU at BT 1st Rnd
1/16/00	80-45	Ohio State
1/23/00	79-59	OHIO STATE-10,399
2/25/01	81-62	OHIO STATE-8377
2/24/02	55-82	Ohio State
1/16/03	42-57	OHIO STATE-5946
2/9/03	40-63	#25 Ohio State

Oklahoma		
11/24/00	97-77	#12 OKLAHOMA-6851

Oklahoma State 0-1		
12/11/92	59-65	Oklahoma State
Oregon		
3/15/96	74-60	OR at NCAA 1st Rnd
11/18/00	57-71	OR at NC State Tourney

Penn State		
2/2/92	75-86	#8 Penn State
1/31/93	73-90	#6 PENN ST-2007
2/28/93	66-95	#6 Penn State
1/30/94	53-73	#1 Penn State
2/23/94	59-88	#2 PENN ST-790
1/29/95	55-58	#10 Penn State
1/28/96	87-69	#10 PENN ST-10,505
12/27/96	83-77	#15 PENN ST
2/23/97	62-90	Penn State
12/28/97	71-86	Penn State
2/22/98	83-75	PENN ST-12,595
1/29/99	61-91	#21 Penn State
2/5/99	71-73 ^{OT}	#18 PENN ST-9163
1/30/00	54-68	#7 Penn State
2/6/00	52-57	#6 PENN ST-8625
2/18/01	86-75	#18 PENN ST-8978
1/27/02	49-63	Penn State
3/3/02	62-76	Penn State (BT semis)
1/2/03	55-86	#16 PENN STATE-6019
3/2/03	55-76	#15 Penn State

Pepperdine		
11/30/02	67-76 ^{OT}	Pepperdine

Phillips University		
11/25/79	67-60	Phillips University

Pittsburgh		
12/7/85	64-73	Pitt
11/30/02	95-75	Pitt

Princeton		
1/11/80	74-44	Princeton

Providence		
1/9/80	61-63	Providence

Purdue		
12/3/76	40-53	Purdue

2/11/77	60-62	Purdue
1/20/78	65-79	Purdue
1/20/79	82-75 ^{OT}	PURDUE, 301
2/15/80	66-57	Purdue
2/6/81	61-57	PURDUE, 400
1/7/83	58-55	Purdue
3/12/83	92-82	PURDUE-550
1/6/84	92-62	PURDUE-472
3/10/84	75-65	Purdue
1/20/85	61-67	Purdue
2/15/85	65-73	PURDUE-680
1/19/86	57-72	PURDUE-804
2/14/86	57-79	Purdue
1/11/87	62-70	Purdue
2/6/87	49-85	PURDUE-896
1/17/88	62-80	PURDUE-1152
2/12/88	55-67	Purdue
1/15/89	56-69	#9 Purdue
2/27/89	81-67	#11 PURDUE-711
1/28/90	72-92	#10 PURDUE-1326
2/23/90	63-81	#15 Purdue
1/27/91	87-97	#6 PURDUE-1621
2/22/91	53-93	#6 Purdue
1/26/92	56-82	#12 Purdue
2/21/92	80-69	#9 PURDUE-5005
2/7/93	49-72	Purdue
3/7/93	57-77	PURDUE-2175
2/6/94	64-77	#12 PURDUE
3/6/94	45-93	#10 Purdue
1/27/95	66-68	#19 Purdue
1/26/96	98-95 ^{2OT}	#21 PURDUE-7140
1/3/97	69-52	PURDUE-8665
2/16/97	43-62	Purdue
1/6/98	65-70	#23 Purdue
2/23/98	80-69	PURDUE-16,236
1/24/99	56-76	#3 Purdue
12/30/99	58-83	#13 PURDUE-8614
3/3/00	65-74	#18 Purdue
12/28/01	58-70	#8 PURDUE-7205
1/28/01	70-75 ^{OT}	#6 Purdue
12/28/01	71-59	#7 PURDUE-9328
2/3/02	55-65	#7 Purdue
1/9/03	53-59	#7 PURDUE-6073

Queens College 0-1		
1/14/80	61-83	Queens College

Rice		
2/8/00	71-58	RICE-6926

Rutgers		
1/17/99	62-78	#13RUTGERS-10,384
11/27/99	61-63	Rutgers

St. Cloud State 1-0		
11/24/79	76-61	St. Cloud State

St. Mary's, CA 2-0		
11/26/94	80-73	St. Mary's CA
12/3/94	84-68	St. Mary's CA

St. Peter's College (N.J.) 0-1		
1/3/88	63-72	St. Peter's College

San Diego 1-0		
12/30/86	74-73	San Diego

San Francisco 0-2		
1/4/93	69-71	San Francisco
12/30/02	67-70 ^{OT}	SAN FRANCISCO-6453

San Jose State 1-0		
11/27/88	72-67	San Jose State

Santa Clara 0-1		
1/2/93	71-81	Santa Clara

Siena University 1-0		
3/14/99	107-85	SIENA, 2949 WNIT Second Rnd

Southern Connecticut	1-0	
1/13/80	78-75	Southern Connecticut
South Dakota	0-1	
11/30/80	72-87	South Dakota
S. Illinois-Carbondale	2-2	
3/11/78	65-64	Southern Illinois
12/7/91	69-70	SOUTHERN ILLINOIS
12/30/92	79-81	Southern Illinois
11/19/99	66-58	Southern Illinois

Southern Methodist	0-1	
12/2/94	77-80	Southern Methodist

Southwestern Louisiana	1-0	
11/28/97	92-51	SW Louisiana

Stanford	1-2	
11/25/88	62-119	#8 Stanford
11/21/97	90-82	#4 STANFORD, 6927
11/29/98	66-78	#25 Stanford

Tennessee	0-5	
2/8/96	61-72	#6 TENN-11,506
2/4/97	74-78	#9 Tennessee
12/20/97	66-87	#1 Tennessee, ESPN2
12/5/99	62-85	#3 TENN-11,861
12/3/00	66-90	#2 Tennessee

Tennessee-Martin	1-0	
12/12/92	83-63	Tennessee Martin

Texas A & M	0-1	
11/24/89	65-66	Texas A & M

Texas-Austin	0-2	
3/23/82	61-73	#6 Texas AIAW Quarters
11/24/01	70-75	Texas (at Paradise Jam)

Texas-Arlington	1-0	
11/29/03	58-49	Texas-Arlington (at Pepperdine)

Texas Tech	0-4	
3/18/95	65-88	#5 Texas Tech NCAA 2d
12/3/95	69-77	#10 Texas Tech
12/5/98	70-84	#12 Texas Tech
2/17/02	62-78	#16 Texas Tech

Toledo	1-1	
11/26/93	72-82	TOLEDO-1990
12/10/94	71-68	Toledo

Union University 0-1		
1/6/81	76-78 ^{OT}	Union University

University of D.C.	0-1	
1/3/82	60-64	University of D.C.

Utah	1-1	
11/30/91	62-65	Utah
12/30/93	79-65	UTAH-1478

UW-Eau Claire	4-3	
2/5/75	59-46	UW-Eau Claire
12/7/75	46-59	UW-EAU CLAIRE
1/29/77	51-64	UW-Eau Claire
3/3/77	68-71	UW-Eau Claire
12/10/77	84-39	UW-EAU CLAIRE-610
3/2/78	88-46	UW-Eau Claire
2/14/79	52-49	UW-Eau Claire

UW-Green Bay	14-6	
1/1/75	45-38	UW-GREEN BAY
1/24/76	50-29	UW-GREEN BAY
2/9/76	47-39	UW-Green Bay
2/23/77	81-37	UW-Green Bay
2/23/82	66-53	UW-GREEN BAY-421
12/8/82	69-55	UW-Green Bay
12/9/87	60-61	UW-GREEN BAY-842
12/7/88	62-58 ^{OT}	Green Bay
12/5/89	58-60	UW-GREEN BAY-850
12/4/90	75-91	UW-Green Bay
12/1/92	63-62	UW-GREEN BAY-1012
1/3/94	75-64	UW-GREEN BAY-954

12/7/94	59-68	UW-Green Bay
12/13/95	83-56	UW-GREEN BAY-4479
12/5/96	68-56	UW-Green Bay
12/10/97	81-63	UW-GREEN BAY-5907
11/22/98	60-52	UW-GREEN BAY-7093
12/1/99	66-56	UW-Green Bay
1/7/01	80-82 ^{OT}	UW-GREEN BAY-7615
11/24/02	52-77	UW-GREEN BAY-6221

UW-LaCrosse	3-9	
1/18/75	46-76	UW-LaCROSSE
2/8/75	32-59	UW-LaCrosse
1/31/76	32-81	UW-LaCrosse
2/11/76	30-102	UW-LaCROSSE
1/28/77	50-92	UW-LaCrosse
1/25/78	75-90	UW-LACROSSE-552
3/3/78	68-64	UW-LaCrosse
2/15/79	63-83	UW-LaCrosse
3/3/79	74-88	UW-LaCrosse
2/20/80	57-64	UW-LaCROSSE-423
1/27/81	66-56	UW-LaCrosse
1/29/82	98-60	UW-LaCROSSE-611

UW-Milwaukee	11-1	
1/28/75	75-55	UW-MILWAUKEE
2/5/77	87-55	UW-MILWAUKEE
2/16/78	78-35	UW-Milwaukee
12/13/78	115-50	UW-MILWAUKEE, 418
3/1/79	83-39	UW-Milwaukee
12/1/90	99-76	UW-MILWAUKEE, 720
12/10/91	90-68	UW-MILWAUKEE
12/15/92	77-78	UW-MILWAUKEE, 892
12/9/93	108-58	UW-MILWAUKEE, 901
11/24/96	95-63	UW-MILWAUKEE, 8657
11/25/97	72-70	UW-Milwaukee
11/17/98	71-66	UW-MILWAUKEE, 6559
12/11/01	80-61	UW MILWAUKEE-5370

UW-Oshkosh		4-1
2/19/77	58-67	UW-OSHKOSH
1/31/78	80-72	UW-Oshkosh
3/4/78	75-68	UW-Oshkosh
1/16/79	85-75	UW-OSHKOSH, 321
3/2/79	78-65	UW-Oshkosh

UW-Platteville	5-0	
1/25/75	74-42	UW-PLATTEVILLE
2/15/75	63-58	UW-Platteville
1/26/76	76-56	UW-Platteville
2/2/76	52-47	UW-PLATTEVILLE
2/9/77	84-54	UW-PLATTEVILLE

UW-River Falls	0-1	
12/13/75	52-67	UW-RIVER FALLS

UW-Stevens Point	3-7	
2/1/75	47-49	UW-Stevens Point
2/22/75	56-45	UW-STEVENS POINT
2/28/75	39-71	UW-Stevens Point
1/30/76	40-66	UW-STEVENS POINT
2/16/76	35-85	UW-Stevens Point
1/21/77	82-92	UW-Stevens Point
1/25/77	50-62	UW-STEVENS POINT
2/22/78	52-57	UW-STEVENS PT, 470
1/27/79	81-59	UW-STEVENS PT, 521%
1/31/79	73-60	UW-Stevens Point

UW-Whitewater	2-4	
2/18/75	53-55	UW-WHITEWATER
2/5/76	41-78	UW-Whitewater
12/11/76	46-53	UW-WHITEWATER
2/1/77	55-59	UW-Whitewater
2/18/78	66-54	UW-WHITEWATER, 549
12/11/79	84-62	UW-WHITEWATER, 262

Valdosta State	0-1	
11/26/83	73-74	Valdosta State

Valparaiso	1-0	
12/13/88	79-52	VALPARAISO-597

Vanderbilt	0-1	
3/17/96	82-96	#12 Vanderbilt NCAA 2nd Rnd, ESPN
Virginia	0-1	
12/6/85	59-82	Virginia
Virginia Tech	0-1	
3/14/98	64-75	Virginia Tech NCAA 1st
Wagner	1-0	
12/5/93	94-60	Wagner College
Wake Forest	0-1	
12/28/92	67-93	WAKE FOREST-1513
Washington	1-1	
11/23/90	91-99 ^{OT}	#13 Washington
11/18/01	87-67	#19 Washington
12/2/02	69-81	Washington

Western Illinois	9-1	
11/17/79	69-76	W. ILLINOIS-300
11/22/80	84-76	Western Illinois
11/28/81	81-70	Western Illinois
1/13/82	81-43	W. ILLINOIS-375
11/24/85	74-69 ^{OT}	W. ILLINOIS-479
12/4/88	73-62	W. ILLINOIS-695
12/13/91	112-69	W ILLINOIS-3944
11/28/93	80-53	W. ILLINOIS-960
11/29/94	79-52	W ILLINOIS-1083
12/7/95	82-45	Western Illinois

Western Kentucky	1-1	
1/11/98	80-66	#19 W. KENTUCKY6608
12/10/98	71-83	Western Kentucky

Western Michigan	9-1	
2/24/79	79-75	Western Michigan
2/22/80	80-72	W MICHIGAN-338
12/12/80	68-54	W. MICHIGAN-200
1/23/81	53-70	Western Michigan
2/26/82	74-58	Western Michigan
12/4/82	77-64	W MICHIGAN-950
12/2/84	61-52	W MICHIGAN-431
12/2/86	86-79	Western Michigan
12/31/94	74-55	W. MICHIGAN-1376
11/28/95	83-64	Western Michigan

Westmar College	1-0	
12/3/77	88-55	WESTMAR COL-2500

William Penn College	1-1	
12/1/78	76-70	William Penn
11/23/79	70-73	William Penn

Wichita State	0-1	
11/28/80	67-82	Wichita State
Yale	1-0	
1/7/80	72-70 ^{OT}	Yale

Total Program Record:
395 wins, 403 losses (.495)

(Numbers at right for home games is the attendance)

All-Time Record vs. Big Ten Opponents

Illinois	20-25
Indiana	12-34
Iowa	18-27
Michigan	29-14
Michigan State	20-27
Minnesota	27-23
Northwestern	19-27
Ohio State	14-29
Penn State	4-16
Purdue	13-31

All-Time Total: 176 wins, 252 losses (.411)

(includes all games played including Big Ten Tournament and before Big Ten Conference incorporation in 1981-82)

SEASON-BY-SEASON RESULTS 1974-2003

1974-1975

Won 11, Lost 7 (Home-6-2; Away-5-5)

UW Head Coach: Marilyn Harris

Total home attendance: Figures Not Available

12/6	+10	55-45	Minnesota
12/6	- 1	56-57	Illinois
12/7	-54	29-83	Indiana
12/7	+16	65-49	Iowa
1/11	+ 7	45-38	UW-GREEN BAY
1/18	-30	46-76	UW-LaCROSSE
1/23	+15	42-27	Northern Illinois
1/25	+32	74-42	UW-PLATTEVILLE
1/28	+20	75-55	UW-MILWAUKEE
2/1	- 2	47-49	UW-Stevens Point
2/5	+13	59-46	UW-Eau Claire
2/8	-27	32-59	UW-LaCrosse
2/11	+ 9	57-48	CARTHAGE COLLEGE
2/12	+ 4	62-58	CARROLL COLLEGE
2/15	+ 5	63-58	UW-Platteville
2/18	- 2	53-55	UW-WHITEWATER
2/22	+11	56-45	UW-STEVENS POINT
2/28	-32	39-71	UW-Stevens Point

1975-76

Won 5, Lost 13 (Home-3-4; Away-2-9)

UW Head Coach: Marilyn Harris

Total home attendance: Figures Not Available

12/5	-60	28-88	Illinois State
12/6	- 1	39-40	Mankato State
12/7	-13	46-59	UW-EAU CLAIRE
12/12	-42	59-101	Illinois State
12/13	-15	52-67	UW-RIVER FALLS
1/24	+21	50-29	UW-GREEN BAY
1/26	+20	76-56	UW-Platteville
1/30	-26	40-66	UW-STEVENS POINT
1/31	-49	32-81	UW-LaCrosse
2/2	+ 5	52-47	UW-PLATTEVILLE
2/5	-37	41-78	UW-Whitewater
2/6	-31	46-77	Michigan State@
2/6	-44	33-77	Illinois@
2/7	-51	33-84	Michigan@
2/9	+ 8	47-39	UW-Green Bay
2/11	-72	30-102	UW-LaCROSSE
2/16	-50	35-85	UW-Stevens Point
2/21	+10	46-36	NORTHERN ILLINOIS

@Big Ten Tournament

1976-77

Won 7, Lost 14 (Home-3-4; Away-4-10)

UW Head Coach: Edwina Qualls

Total home attendance: Figures Not Available

12/3	-13	40-53	Purdue
12/4	+ 4	65-61	Cincinnati
12/11	- 7	46-53	UW-WHITEWATER
1/15	+ 4	56-52	Northern Illinois
1/21	-10	82-92	UW-Stevens Point
1/22	-10	70-80	NORTHWESTERN
1/25	-12	50-62	UW-STEVENS POINT
1/28	-42	50-92	UW-LaCrosse
1/29	-13	51-64	UW-Eau Claire
2/1	- 4	55-59	UW-Whitewater

2/4	- 3	59-62	Illinois-Chicago
2/5	+32	87-55	UW-MILWAUKEE
2/9	+30	84-54	UW-PLATTEVILLE
2/11	- 2	60-62	Purdue@
2/11	-27	49-76	Illinois@
2/15	+ 7	79-72	Carthage College
2/19	- 9	58-67	UW-OSHKOSH
2/21	+21	68-47	MARQUETTE
2/23	+44	81-37	UW-Green Bay
3/3	- 3	68-71	UW-Eau Claire+
3/5	-11	60-71	Marquette+

@Big Ten Tournament

+WWIAC State Tournament

1977-78

Won 14, Lost 10 (Home-5-5; Away-9-5)

UW Head Coach: Edwina Qualls

Total home attendance: 12,231/10=1,223 avg.

12/3	+33	88-55	WESTMAR COLL., 2500*
12/10	+45	84-39	UW-EAU CLAIRE, 610
12/14	+51	106-55	DePAUL, 5000*
1/11	- 6	67-73	ILLINOIS-CHICAGO, 450
1/14	- 2	63-65	MICHIGAN STATE, 1500*
1/17	+58	100-42	N. ILLINOIS, 150
1/19	-16	49-65	Illinois-Chicago%
1/20	-14	65-79	Purdue%
1/25	-15	75-90	UW-LACROSSE, 552
1/28	- 6	61-67	Northwestern
1/31	+ 8	80-72	UW-Oshkosh
2/9	-15	48-63	Indiana
2/10	-26	49-73	Ohio State@
2/14	+16	71-55	Marquette
2/16	+43	78-35	UW-Milwaukee
2/18	+12	66-54	UW-WHITEWATER, 549
2/22	- 5	52-57	UW-STEVENS POINT, 470
2/25	+30	73-43	Carroll College
3/2	+42	88-46	UW-Eau Claire+
3/3	+ 4	68-64	UW-LaCrosse+
3/4	+ 7	75-68	UW-Oshkosh+
3/9	+11	92-81	Illinois State\$
3/10	-33	52-85	Ohio State\$
3/11	+ 1	65-64	Southern Illinois\$

%Saluki Invitational

@Big Ten Tournament

+WWIAC State Tournament

\$MAIAW Regional

*Indicates double-header

1978-79

Won 13, Lost 11 (Home-7-3; Away-6-8)

UW Head Coach: Edwina Qualls


Total home attendance: 4,979/10=498 avg.

12/1	+ 6	76-70	William Penn
12/2	- 7	68-75	Iowa
12/6	- 6	66-72	Illinois-Chicago
12/9	+10	60-50	ILLINOIS, 884
12/13	+65	115-50	UW-MILWAUKEE, 418
1/5	+ 5	79-74	NEBRASKA, 535
1/12	- 7	73-80	Michigan
1/13	- 5	52-57	Michigan State
1/16	+10	85-75	UW-OSHKOSH, 321
1/20	+ 7	82-75 ^{OT}	PURDUE, 301
1/26	-14	62-76	IOWA STATE, 511%
1/27	+22	81-59	UW-STEVENS POINT, 521%
1/31	+13	73-60	UW-Stevens Point
2/8	- 8	45-53	Indiana&
2/14	+ 3	52-49	UW-Eau Claire
2/15	-20	63-83	UW-LaCrosse
2/17	- 7	52-59	INDIANA, 600
2/20	+23	67-44	MARQUETTE, 425
2/21	- 5	62-67	NORTHWESTERN, 463
2/24	+ 4	79-75	Western Michigan
2/25	-20	57-77	Detroit
3/1	+44	83-39	UW-Milwaukee+
3/2	+13	78-65	UW-Oshkosh+
3/3	-14	74-88	UW-LaCrosse+

%Badger Invitational

@Big Ten Tournament

+WWIAC State Tournament



Badger pioneers are represented by these 1970's alumni who helped lay the foundation for UW women's basketball. Some were members of UW's first state championship team in 1978, and also brought the Badgers into the Big Ten Conference in 1982. L-R Linda Sielaff, Anne Saeman, Kris Hallisy, Debbie Ambruso, Linda Gough, Terry Huff, Ginny Vorwald, and former assistant coach Dennis Simpson and son.



The 1981-82 Badger team attended the first post season tournament in UW history winning the MAIAW Regional championship to earn an AIAW National tournament bid. The team won its first round game over Colorado before bowing out to Texas in the quarter-finals finishing with a 21-13 record. Team members clockwise from left: head coach Edwina Qualls, asst. coach Kathy Richey Walton, trainer Jan Tappan Hellwig, asst. coach Linda Gough, Manager Kathryn Rindy, asst. coach Dennis Simpson, Terry Huff, Lizbeth Finchem, Vivan Rorer, Debbie Ambruso, Carol Jones, Chris Pruitt, Linda Sielaf, Janet Huff, Theresa Theder, Michelle Lowman, Andrea Adams, Kris Hallisy, Faith Johnson.

1981-82

Won 21, Lost 13 (Home-9-1; Away-12-12)

UW Head Coach: Edwina Qualls

Total home attendance: 4,873/11=443 avg.

11/18	-16	55-71	Illinois State
11/21	-9	63-72	MINNESOTA, 475
11/27	-36	57-93	Drake%
11/28	+11	81-70	Western Illinois%
12/2	+3	74-71	NORTHERN ILLINOIS, 265
12/5	-6	77-83	Indiana
12/8	+14	81-67	Loyola (Chicago)
12/10	+22	75-53	ILLINOIS-CHICAGO, 387
1/2	-1	64-65	Georgetown
1/3	-4	60-64	University of D.C.
1/5	-29	62-91	Maryland
1/9	+9	80-71	ILLINOIS, 537
1/13	+38	81-43	WESTERN ILLINOIS, 375
1/16	+55	97-42	Army#
1/17	+22	81-59	Dartmouth#
1/19	+54	82-28	NE ILLINOIS, 365
1/23	-3	60-63	Minnesota
1/27	+6	70-64	DEPAUL, 345
1/29	+38	98-60	UW-LaCROSSE, 611
2/5	-7	68-75	Indiana State
2/6	+3	64-61	Eastern Illinois
2/12	+14	78-64	Iowa@
2/12	-10	52-62	Northwestern@
2/20	-16	66-82	Northwestern
2/23	+13	66-53	UW-GREEN BAY, 421
2/26	+16	74-58	Western Michigan
2/27	-16	60-76	Michigan State
3/3	+14	78-64	Iowa
3/6	+1	78-77 ^{OT}	IOWA STATE, 712
3/11	+29	79-50	National College\$
3/12	+8	68-60 ^{OT}	Indiana State\$
3/13	+11	76-65	Miami of Ohio\$
3/21	+1	60-59	Colorado*
3/23	-12	61-73	#6 Texas*

%Drake Turkey Invitational

#Dartmouth Invitational

@Big Ten Tournament

\$MAIAW Regional

*AIAW National Championship

1982-83

Won 19, Lost 8 (Home-9-4; Away-10-4)

(FIRST OFFICIAL BIG TEN SEASON)

Big Ten Conference Finish—5th, 11-7

UW Head Coach: Edwina Qualls

Total home attendance: 9,589/13=738 avg.

Big Ten attendance: 7,724/9=858 avg

11/26	+58	90-32	Illinois-Chicago
12/4	+13	77-64	W. MICHIGAN, 950
12/5	+44	123-79	BRADLEY, 350
12/8	+14	69-55	UW-Green Bay
12/9	+51	88-37	NATIONAL COLLEGE, 200
12/22	+2	68-66	Loyola (Chicago)
12/28	+18	65-47	California-Irvine
12/30	-4	62-66 ^{OT}	Cal. St.-Long Beach-2 ^{OT}
1/7	+3	58-55	Purdue
1/9	+3	91-88	Illinois
1/14	+18	77-59	MICHIGAN STATE, 350
1/16	+31	99-68	MICHIGAN, 570
1/21	+3	57-54	Northwestern
1/23	+21	68-47	Iowa
1/28	-13	60-73	Minnesota
2/4	-18	66-84	OHIO STATE, 1120
2/6	-12	61-73	INDIANA, 1387

1979-80

Won 11, Lost 16 (Home-4-4; Away-7-12)

UW Head Coach: Edwina Qualls

Total home attendance: 3,246/8=406 avg.

11/17	-7	69-76	WESTERN ILLINOIS, 300
11/23	-3	70-73	William Penn%
11/24	+15	76-61	St. Cloud State%
11/25	+7	67-60	Phillips University%
12/1	-17	51-68	Iowa
12/2	-2	76-78	Drake
12/8	-8	63-71	UM-DETROIT, 487
12/11	+12	84-62	UW-WHITEWATER, 262
1/7	+2	72-70 ^{OT}	Yale
1/9	-2	61-63	Providence
1/11	+30	74-44	Princeton
1/13	+3	78-75	Southern Connecticut
1/14	-22	61-83	Queens College
1/18	-14	50-64	Indiana
1/19	-8	62-70	Indiana State
1/23	-27	52-79	Northwestern
1/26	+8	65-57	MICHIGAN, 356
1/31	-14	57-71	Illinois State
2/1	-14	54-71	Illinois-Chicago
2/2	+10	84-74	Lincoln College
2/8	-14	66-80	MINNESOTA, 400@
2/15	+9	66-57	Purdue
2/16	-29	63-92	Illinois
2/20	-7	57-64	UW-LaCROSSE, 423
2/22	+8	80-72	WESTERN MICHIGAN, 338
2/23	+6	68-62	ILLINOIS-CHICAGO, 680
3/6	-12	68-80	Ohio State\$

%William Penn Invitational

@Big Ten Tournament

\$MAIAW Regional

1980-81

Won 13, Lost 18 (Home: 6-6; Away-7-12)

UW Head Coach: Edwina Qualls

Total home attendance: 4,408/12=367 avg.

11/15	+4	73-69	IOWA, 1200
11/22	+8	84-76	Western Illinois
11/28	-15	67-82	Wichita State%
11/29	+60	95-35	Chicago State%
11/30	-15	72-87	South Dakota%
12/3	+15	87-72	Northern Illinois
12/6	-9	78-87	Michigan
12/12	+14	68-54	W. MICHIGAN, 200#
12/13	-7	70-77	NORTHWESTERN, 200#
12/30	-12	62-74	MICHIGAN STATE, 175
1/3	-4	58-62	Mississippi
1/5	-7	70-77	Memphis State
1/6	-2	76-78 ^{OT}	Union University
1/9	+23	83-60	INDIANA STATE, 225
1/17	-16	68-84	MINNESOTA, 653
1/18	-17	54-71	DRAKE, 210
1/23	-17	53-70	Western Michigan
1/24	-5	61-66	Eastern Michigan
1/27	+10	66-56	UW-LaCrosse
1/30	+10	86-76	INDIANA, 400
2/4	-1	81-82	DePaul
2/6	+4	61-57	PURDUE, 400
2/7	+50	91-41	CHICAGO STATE, 195
2/13	+21	88-67	Iowa@
2/13	-11	68-79	Minnesota@
2/17	+25	82-57	Illinois-Chicago
2/20	-4	71-75	Missouri
2/21	+8	69-61	Central Missouri
2/25	-7	75-82	NORTHWESTERN, 450
2/27	-5	52-57	ILLINOIS STATE, 100
3/7	-10	56-66	Minnesota

%Drake Turkey Invitational

#Badger Invitational

@Big Ten Tournament

2/11	-10	49-59	Indiana
2/13	-14	61-75	Ohio State
2/16	+ 2	77-75 ^{OT}	ILLINOIS STATE, 365
2/18	- 6	71-77	MINNESOTA, 816
2/23	+24	68-44	IOWA, 669
2/27	+ 9	81-72	NORTHWESTERN, 1312
3/4	+ 9	80-71	Michigan
3/6	+ 6	76-70	Michigan State
3/10	- 8	72-80	ILLINOIS, 950
3/12	+10	92-82	PURDUE, 550

1983-84

Won 18, Lost 10 (Home-12-1; Away-6-9)

(Big Ten Conference Finish—2nd, 13-5)

UW Head Coach: Edwina Qualls

Total home attendance: 9,776/13=752 avg.

Big Ten attendance: 8,673/9=964 avg.

11/26	- 1	73-74	Valdosta State%
11/27	- 2	61-63	Eastern Kentucky%
12/1	+16	75-59	Bradley
12/5	- 1	69-70	Illinois State
12/7	+ 7	71-64	ILLINOIS-CHICAGO, 350
12/10	+25	86-61	BALL STATE, 342
12/21	+28	76-48	NORTHERN IOWA, 265
12/23	+17	68-51	LOYOLA, 191
12/29	- 3	67-70	Cleveland State#
12/31	- 2	56-58	Fairfield#
1/6	+30	92-62	PURDUE, 472
1/8	+11	64-53	ILLINOIS, 934
1/13	+ 1	67-66	Michigan State
1/15	+13	77-63	Michigan
1/20	+10	80-70	NORTHWESTERN, 771
1/22	+ 1	50-49	IOWA, 1461
1/27	+ 4	63-59	MINNESOTA, 1026
2/3	-19	66-85	Ohio State
2/5	- 7	57-64	Indiana
2/10	+ 2	60-58	INDIANA, 909
2/12	+ 9	79-70	OHIO STATE, 1248
2/17	-11	51-62	Minnesota
2/24	- 9	37-46	Iowa
2/26	+ 3	57-54	Northwestern
3/2	- 1	63-64	MICHIGAN, 919
3/4	+20	88-68	MICHIGAN STATE, 933
3/8	+14	79-65	Illinois
3/10	+10	75-65	Purdue

%Kentucky Invitational

#Miami Classic

1984-85

Won 11, Lost 17 (Home-7-6; Away-4-11)

(Big Ten Conference Finish—tie for 7th, 6-12)

UW Head Coach: Edwina Qualls

Total home attendance: 8,562/13=659 avg.

Big Ten attendance: 6,225/9=692 avg.

11/17	-11	46-57	ILLINOIS STATE, 600
11/23	-33	54-87	Clemson%
11/24	- 3	64-67	Arizona%
11/28	+ 3	53-50	Loyola (Chicago)
12/1	+ 9	61-52	NORTHERN IOWA, 682
12/2	+ 9	61-52	WESTERN MICHIGAN, 431
12/7	-35	51-86	Louisiana Tech#
12/8	+17	76-59	Alabama-Birmingham#
12/14	+ 7	83-76	EASTERN ILLINOIS, 624
12/30	-10	66-76	Central Michigan
1/6	-18	58-76	NORTHWESTERN, 625
1/11	-13	53-66	OHIO STATE, 700
1/13	-24	51-75	INDIANA, 864
1/18	-21	59-70	Illinois
1/20	- 6	61-67	Purdue

1/25	- 1	58-59	MINNESOTA, 525
1/27	+11	65-54	IOWA, 1079
2/1	- 1	64-65	Michigan State
2/3	+ 9	81-72	Michigan
2/8	- 4	67-71	Indiana
2/10	-14	48-62	Ohio State
2/15	- 8	65-73	PURDUE, 680
2/17	+ 3	70-67	ILLINOIS, 572
2/22	-12	52-64	Iowa
2/24	- 9	70-79	Minnesota
3/1	+11	81-70	MICHIGAN, 504
3/3	+10	82-72	MICHIGAN STATE, 676
3/9	+ 3	89-86 ^{OT}	Northwestern

%Nebraska Tournament

#Lady Techster Invitational

1985-86

Won 4, Lost 24 (Home-2-12; Away-2-12)

(Big Ten Conference Finish—10th, 1-17)

UW Head Coach: Edwina Qualls

Total home attendance: 8,704/14=522 avg.

Big Ten attendance: 4,971/9=552 avg.

11/24	+ 5	74-69 ^{OT}	W. ILLINOIS, 479%
11/29	- 8	60-68	MIAMI OF OHIO, 379%
11/30	- 6	64-70	EASTERN ILLINOIS, 320
12/3	+27	72-45	Northern Iowa
12/6	-23	59-82	Virginia#
12/7	- 9	64-73	Pitt#
12/11	+16	71-55	Illinois-Chicago
12/13	-15	58-73	IOWA STATE, 680
12/22	- 7	57-64 ^{OT}	Illinois State
1/3	-11	57-68	LOYOLA, 477
1/5	- 4	64-68	Northwestern
1/10	-33	48-81	Ohio State
1/12	-19	46-65	Indiana
1/17	-13	69-82	ILLINOIS, 608
1/19	-15	57-72	PURDUE, 804
1/24	-17	58-75	Minnesota
1/26	-36	32-68	Iowa
1/31	- 3	55-58	MICHIGAN STATE, 320
2/2	- 5	67-72	MICHIGAN, 450
2/7	-28	37-65	INDIANA, 370
2/9	-35	50-85	OHIO STATE, 322
2/14	-22	57-79	Purdue
2/16	-16	53-69	Illinois
2/21	-14	47-61	IOWA, 706
2/23	+10	62-52	MINNESOTA, 614
2/28	-11	66-77	Michigan
3/2	-13	69-82	Michigan State
3/8	-15	72-87	NORTHWESTERN, 777

%Badger Invitational #Virginia Invitational

1986-87

Won 9, Lost 19 (Home-4-10; Away-5-9)

(Big Ten Conference Finish—tie for 8th, 4-14)

UW Head Coach: Mary Murphy

Total home attendance: 14,112/14=1,008 avg.

Big Ten attendance: 9,349/9=1,039 avg.

11/28	+ 5	73-68 ^{OT}	Cincinnati%
11/29	-13	56-69	Middle Tennessee State%
12/2	+ 7	86-79	Western Michigan
12/5	+12	75-63	BRADLEY, 863
12/7	- 9	68-77	BOWLING GREEN, 556
12/11	-22	75-97	DePAUL, 501
12/27	+23	84-61	ILLINOIS-CHICAGO, 673
12/30	+ 1	74-73	San Diego
1/2	-39	44-83	#14 IOWA, 1498
1/4	+ 8	81-73	MINNESOTA, 801
1/9	-15	67-82	#17 Illinois
1/11	- 8	62-70	Purdue

1/16	- 5	66-71	INDIANA, 1128
1/18	-40	49-89	#18 OHIO STATE, 1026
1/23	-24	53-77	Michigan State
1/25	+ 8	65-57	Michigan
1/30	-19	53-72	NORTHWESTERN, 959
2/1	-17	55-72	Loyola
2/6	-36	49-85	PURDUE, 896
2/8	-13	64-77	#19 ILLINOIS, 993
2/13	-33	62-97	#12 Ohio State
2/15	+ 2	48-46 ^{OT}	Indiana
2/20	+25	88-63	MICHIGAN, 868
2/22	-14	57-71	MICHIGAN STATE, 1180
2/27	-23	50-73	Northwestern
3/1	-10	70-80	NOTRE DAME, 2170+
3/5	-25	45-70	Minnesota
3/7	-22	56-78	#10 Iowa

%Cincinnati Omni Tournament

1987-88

Won 4, Lost 24 (Home-3-10; Away-1-14)

(Big Ten Conference Finish—10th, 2-16)

UW Head Coach: Mary Murphy

Total home attendance: 10,712/13=824 avg.

Big Ten attendance: 8,221/9=913 avg.

11/27	-20	66-86	Duke (No. 16)
11/29	- 6	75-81	UNC-Charlotte
12/4	-33	67-100	Florida State%
12/5	-26	60-86	Alabama-Birmingham%
12/9	- 1	60-61	UW-GREEN BAY, 842
12/11	-13	79-92	LAKE SUPERIOR ST., 529
12/13	+31	89-58	DETROIT, 715
1/3	- 9	63-72	St. Peter's College
1/5	-20	66-86	Fairleigh Dickinson
1/8	-20	59-79	#1 IOWA, 1215
1/10	+ 8	75-67	Minnesota
1/15	+11	75-64	ILLINOIS, 819
1/17	-18	62-80	PURDUE, 1152
1/22	-22	49-71	Indiana
1/24	-30	54-84	#8 Ohio State
1/29	- 7	58-65	MICHIGAN STATE, 959
1/31	- 3	65-68	MICHIGAN, 861
2/5	-15	55-70	Northwestern
2/8	+13	85-72	LOYOLA, 408
2/12	-12	55-67	Purdue
2/14	-26	50-76	Illinois
2/19	-17	70-87	#9 OHIO STATE, 799
2/21	-24	53-77	INDIANA, 880
2/26	-35	51-86	Michigan
2/28	-10	58-68	Michigan State
3/4	-26	57-83	NORTHWESTERN, 766
3/9	- 2	71-73	MINNESOTA, 770
3/12	-48	50-98	#2 Iowa

%Florida State Tournament

1988-89

Won 13, Lost 14 (Home-10-4; Away-3-10)

(Big Ten Conference Finish—8th, 5-13)

UW Head Coach: Mary Murphy

Total home attendance: 13,700/14=979 avg.

Big Ten attendance: 10,575/9=1,175 avg.

11/25	-57	62-119	#8 Stanford
11/27	+ 5	72-67	San Jose State
12/1	+12	78-66	MARQUETTE, 504
12/4	+11	73-62	WESTERN ILLINOIS, 695
12/7	+ 4	62-58 ^{OT}	Green Bay
12/11	+ 3	76-73	Detroit
12/13	+27	79-52	VALPARAISO, 597
1/3	+20	65-45	CHICAGO STATE, 683
1/6	-18	55-73	Indiana

1/8	-31	53-84	Ohio State
1/13	-3	59-62	NORTHWESTERN, 981
1/15	-13	56-69	#9 Purdue
1/20	+2	71-69	MICHIGAN STATE, 963
1/22	+7	66-59	MICHIGAN, 1027
1/27	-6	75-81 ^{OT}	Illinois
1/30	+14	72-58	ILLINOIS-CHICAGO, 586
2/3	-10	57-67	#7 IOWA, 1353
2/5	+17	78-61	MINNESOTA, 1273
2/10	-3	63-66	Northwestern
2/17	-18	57-75	Michigan
2/19	-4	67-71	Michigan State
2/26	+9	77-68	ILLINOIS, 2307
2/27	+14	81-67	#11 PURDUE, 711
3/3	-25	58-83	Minnesota
3/5	-26	52-78	Iowa (No. 9)
3/8	-16	61-77	#15 OHIO STATE, 783
3/11	-5	80-85	INDIANA, 1177

1989-90

Won 8, Lost 20 (Home-5-9; Away-3-11)
 (Big Ten Conference Finish—tie for 9th, 3-15)
 UW Head Coach: Mary Murphy
 Total home attendance: 15,478/14=1,106 avg.
 Big Ten attendance: 11,699/9=1,300 avg.

11/24	-1	65-66	Texas A & M%
11/25	-15	49-64	Drake%
11/28	+10	76-66	Illinois-Chicago
12/1	-7	77-84	North Carolina#
12/2	+25	98-73	Bucknell#
12/5	-2	58-60	UW-GREEN BAY, 850
12/12	+10	77-67	NEBRASKA, 560
12/30	-13	77-90	DARTMOUTH, 922
1/2	+30	93-63	CHICAGO STATE, 650
1/5	-12	80-92	INDIANA, 1130
1/7	-8	64-72	OHIO STATE, 1288
1/12	-15	57-72	#25 Northwestern
1/16	+11	90-79	MARQUETTE, 797
1/19	-30	42-73	Michigan State
1/21	-17	51-68	Michigan
1/26	+9	86-77	ILLINOIS, 957
1/28	-20	72-92	#10 PURDUE, 1326
2/2	-32	52-84	#13 Iowa
2/4	+1	76-75	Minnesota
2/9	-11	62-73	#15 NU, 1011
2/16	-5	56-61	MICHIGAN, 825
2/18	-6	55-61	MICHIGAN STATE, 2606
2/23	-18	63-81	#15 Purdue
2/25	-5	76-81	Illinois
3/2	+12	94-82	MINNESOTA, 925
3/4	-17	60-77	#11 IOWA, 1631
3/8	-21	57-78	Ohio State
3/10	-7	69-76	Indiana

%Texas A & M Invitational
 #Princeton Tournament

1990-91

Won 13, Lost 15 (Home-10-4; Away-3-11)
 (Big Ten Conference Finish—7th, 7-11)
 UW Head Coach: Mary Murphy
 Total home attendance: 16,915/14=1,208 avg.
 Big Ten attendance: 13,470/9=1,497 avg.

11/23	-8	91-99 ^{OT}	#13 Washington%
11/24	+3	80-77	Gonzaga%
11/28	-9	87-96	IOWA STATE, 615
12/1	+23	99-76	UW-MILWAUKEE, 720
12/4	-16	75-91	UW-Green Bay
12/7	+6	80-74 ^{OT}	Nebraska
12/9	+8	101-93	Creighton

12/12	+16	79-63	ILLINOIS-CHICAGO, 503
12/30	-10	73-83	ILLINOIS STATE, 1047
1/2	+11	78-67	#15 IOWA, 979
1/6	+25	102-77	MINNESOTA, 1241
1/11	-16	73-89	Michigan State
1/13	-21	69-90	Michigan
1/18	-1	85-86	#15 NU, 1005
1/22	+24	90-66	CHICAGO STATE, 560
1/25	+9	90-81	ILLINOIS, 1005
1/27	-10	87-97	#6 PURDUE, 1621
2/1	-17	86-103	Indiana
2/3	-5	76-81 ^{OT}	Ohio State
2/8	+13	101-88	MICHIGAN, 1023
2/10	+3	78-75	#23 MICHIGAN ST, 3137
2/15	-21	72-93	#19 Northwestern
2/22	-40	53-93	#6 Purdue
2/24	-15	73-88	Illinois
3/1	+15	92-77	OHIO STATE, 1357
3/2	+5	80-75	INDIANA, 2102
3/7	-14	62-76	Minnesota
3/9	-9	76-85 ^{OT}	#24 Iowa

%Colorado Coors Classic

1991-92

Won 20, Lost 9 (Home-12-3; Away-8-6)
 (Big Ten Conference Finish—3rd, 13-5)
 UW Head Coach: Mary Murphy
 Total home attendance: 30,278/13=2,329 avg.
 Big Ten attendance: 27,102/9=3,011 avg.

11/24	+14	84-70	Iowa State
11/26	+15	83-68	CREIGHTON
11/29	+7	70-63	#11 Auburn%
11/30	-3	62-65	Utah%
12/7	-1	69-70	SOUTHERN ILLINOIS
12/10	+22	90-68	UW-MILWAUKEE
12/13	+43	112-69	WESTERN ILLINOIS, 3944+
12/30	+14	69-55	Illinois State
1/4	+24	79-53	Northeastern Illinois
1/10	-25	52-77	Indiana
1/12	+11	90-79	Ohio State

1/17	+15	73-58	MICHIGAN STATE, 1271
1/19	+27	93-66	MICHIGAN, 2224
1/24	+6	65-59	Illinois
1/26	-26	56-82	#12 Purdue
1/31	+2	91-89	#22 NU, 1925
2/2	-11	75-86	#8 Penn State (non-conference game)
2/7	+16	74-58	#5 IOWA, 2708
2/9	+10	82-72	MINNESOTA, 4308
2/14	+24	84-60	Michigan
2/16	+15	73-58	Michigan State
2/21	+11	80-69	#9 PURDUE, 5005
2/23	+14	73-59	ILLINOIS, 3606
2/28	-11	80-91	Northwestern
3/6	+1	83-82	Minnesota
3/8	-27	36-63	#8 Iowa
3/11	-6	72-78	OHIO STATE, 2340
3/14	+10	77-67	INDIANA, 3715
3/18	-11	74-85	MONTANA, 8353 #

%Utah Tournament

NCAA Tournament First Round

1992-93

Won 7, Lost 20 (Home-5-8; Away 2-12)
 (Big Ten Conference Finish—10th, 4-14)
 UW Head Coach: Mary Murphy
 Total home attendance: 20,310/12=1,692 avg.
 Big Ten attendance: 16,891/9=1,877 avg.

12/1	+1	63-62	UW-GREEN BAY, 1012
12/8	+16	82-66	CHICAGO STATE
12/11	-6	59-65	Oklahoma State%
12/12	+20	83-63	Tennessee Martin%
12/15	-1	77-78	UW-MILWAUKEE, 892
12/28	-26	67-93	WAKE FOREST, 1513
12/30	-2	79-81	Southern Illinois
1/2	-10	71-81	Santa Clara
1/4	-2	69-71	San Francisco
1/8	-26	39-65	#5 Iowa
1/12	+3	75-72	MINNESOTA, 685
1/15	+8	75-67	MICHIGAN STATE, 1601



The 1991-92 team had the distinction of being the first Badger women's team to attend the NCAA championship losing to Montana in first round action at the Field House to conclude a 20-9 season. Front Row L-R: Robin Threatt, Peggy Shreve, Kim Martin, Mynette Clark, Michele Kozelka, Kesa Dillon, Dolly Rademaker, Sharon Johnson, Camille Williams; Back Row: head coach Mary Murphy, Gina Edmonds, Shelly Rucinski, Jen Waterman, Heather Bostrom, Rebecca Leet, Amber Landrigan, Barb Franke, assistant coaches Donna Freitag and Jon Cain, trainers Wendy and Robin Moore

1/17	+ 6	73-67	MICHIGAN, 1851
1/22	- 7	74-81	Illinois
1/24	-17	64-82	Northwestern
1/29	- 4	66-70	#4 OHIO STATE, 1908
1/31	-17	73-90	#6 PENN STATE, 2007
2/7	-23	49-72	Purdue
2/12	+ 4	79-75	Michigan
2/14	-14	67-81	Michigan State
2/19	-13	90-103	NORTHWESTERN, 1602
2/21	-10	74-84	ILLINOIS, 3091
2/26	-37	58-95	#7 Ohio State
2/28	-29	66-95	#6 Penn State
3/5	- 7	72-79	INDIANA, 1973
3/7	-20	57-77	PURDUE, 2175
3/10	-35	56-91	Minnesota

%Memphis Tournament

1993-94

Won 13, Lost 14 (Home-9-6; Away-4-8)
(Big Ten Conference Finish—9th, 6-12)
UW Head Coach: Mary Murphy
Total home attendance: 26,553/15=1,770 avg.
Big Ten attendance: 19,478/9=2,164 avg.

11/26	-10	72-82	TOLEDO, 1990
11/28	+27	80-53	WESTERN ILLINOIS, 960
12/4	-22	55-77	Notre Dame%
12/5	+34	94-60	Wagner College%
12/9	+50	108-58	UW-MILWAUKEE, 901
12/11	+38	85-47	NE ILLINOIS, 836
12/13	+31	101-72	Illinois-Chicago
12/30	+14	79-65	UTAH, 1478
1/3	+ 9	75-64	UW-GREEN BAY, 954
1/7	- 7	67-74	#2 IOWA, 2,641
1/9	- 5	84-89	Minnesota
1/14	- 3	59-62	Michigan State
1/16	+ 1	64-63	Michigan
1/21	+22	81-59	ILLINOIS, 1356
1/23	-16	85-101	#19 NU, 1790
1/28	+ 9	99-90	#17 Ohio State
1/30	-20	53-73	#1 Penn State
2/6	- 7	64-77	#12 PURDUE
2/11	+ 9	75-64	MICHIGAN, 1545
2/13	+ 7	92-85	MICHIGAN STATE, 2283
2/18	-25	54-79	Northwestern
2/20	- 3	79-82	Illinois
2/23	-29	59-88	#2 PENN STATE, 790
2/27	+ 3	73-70	OHIO STATE, 4805
3/4	- 2	64-66	Indiana
3/6	-48	45-93	#10 Purdue
3/8	-11	71-82	MINNESOTA, 1640

%Brown University Tournament

1994-95

Won 20, Lost 9 (Home 11-1; Away 9-8)
(Big Ten Conference Finish—3rd, 11-5)
UW Head Coach: Jane Albright-Dieterle
Total home attendance: 59,329/12=4,944
Big Ten attendance: 52,686/8=6,586

11/25	+25	77-52	Baylor %
11/26	+ 7	80-73	St. Mary's CA %
11/29	+27	79-52	WESTERN ILLINOIS, 1083
12/2	- 3	77-80	Southern Methodist **
12/3	+16	84-68	St. Mary's CA **
12/7	- 9	59-68	UW-Green Bay
12/10	+ 3	71-68	Toledo
12/15	+18	79-61	ILL-CHICAGO, 1002
12/28	+14	85-71	Michigan
12/31	+19	74-55	W. MICHIGAN, 1,376
1/3	+16	78-62	INDIANA, 1615



The 1994-95 team received the school's second NCAA tournament bid and was the first team to win a first-round game defeating Kansas on a last second shot before losing to Texas Tech.

Members include: Front Row L-R Karie Cattanaach, Sharon Johnson, Stacy Riemer, Keisha Anderson, Cousin It, Camille Williams, Kesa Dillon, Jenni Westphal, Barb Franke; Back Row: Tracy Winkler, Ann Klapperich, Katie Voigt, Jenny Rhodes, Michele Burkholder.

1/6	+10	72-62	IOWA, 2730
1/8	+ 7	76-69	#22 OHIO STATE, 3933
1/13	-10	68-78	Michigan State
1/20	+13	76-73	Minnesota
1/22	+29	76-47	ILLINOIS, 7036
1/27	- 2	66-68	#19 Purdue
1/29	- 3	55-58	#10 Penn State
2/3	+ 7	63-56	NORTHWESTERN, 4759
2/5	+ 1	79-78 ^{OT}	MINNESOTA, 9346
2/9	+22	88-66	MARQUETTE, 3545
2/12	- 4	62-78	MICHIGAN ST, 11,500
2/17	+ 5	81-76	Ohio State
2/19	+ 7	62-55	Iowa
2/24	- 2	61-63	Indiana
2/26	+16	80-64	MICHIGAN, 10,908
3/4	- 8	79-87	Michigan State @
3/16	+ 1	73-72	#23 Kansas #
3/18	-23	65-88	#5 Texas Tech #

% St. Mary's Thanksgiving Classic

**Arkansas Dial Classic

@ Big Ten Tournament

NCAA Tournament

1995-96

Won 21, Lost 8 (Home-10-2; Away-11-6)
(Big Ten Conference Finish—3rd, 12-4)
UW Head Coach: Jane Albright-Dieterle
Total home attendance: 94,604/12=7,884 avg.
Big Ten attendance: 67,464/8=8,433 avg.

11/28	+19	83-64	Western Michigan
11/30	+ 4	82-78	DRAKE, 4524
12/2	+20	84-64	Austin Peay**
12/3	- 8	69-77	#10 Texas Tech **
12/7	+37	82-45	Western Illinois
12/9	+49	92-43	ILLINOIS STATE, 6631
12/13	+27	83-56	UW-GREEN BAY, 4479 (C)
12/27	+41	89-48	MICHIGAN, 7556
12/29	+10	81-71	INDIANA, 7338
1/5	-20	48-68	#11 Iowa
1/7	+ 6	75-69	Ohio State
1/9	+24	87-63	Marquette
1/12	+23	82-59	MICHIGAN STATE, 7011
1/16	+27	95-68	Northern Iowa
1/19	+35	85-50	MINNESOTA, 6897

1/21	+ 1	68-67	Illinois
1/26	+ 3	98-95(2 ^{OT})	#21 PURDUE, 7140
1/28	+18	87-69	#10 PENN STATE, 10,505
2/2	+ 1	69-68	#23 Northwestern
2/4	+34	98-64	Minnesota
2/8	-11	61-72	#6 TENNESSEE, 11,506
2/11	-11	65-76	Michigan State
2/16	+12	79-67	OHIO STATE, 9495
2/18	- 4	63-67	#7 IOWA, 11,522
2/23	-14	68-82	Indiana
2/25	+25	88-63	Michigan
3/2	-14	58-72	Ohio State@
3/15	+14	74-60	Oregon#
3/17	-14	82-96	#12 Vanderbilt # ESPN

**Texas Tech Lady Raider Classic

(C) 12/13 game at Dane County Coliseum

@ Big Ten Tournament

NCAA Tournament

1996-97

Won 16, Lost 11 (Home-9-3; Away-7-8)
(Big Ten Conference Finish—T6th, 8-8)
UW Head Coach: Jane Albright-Dieterle
Total home attendance: 102,426/12=8,536 avg.
Big Ten attendance: 70,792/8=8,849 avg.

11/22	+ 8	77-69	Drake
11/24	+32	95-63	UW-MILWAUKEE, 8657
11/29	+10	78-68	UC-Irvine**
11/30	+ 5	100-95	UC-Santa Barbara**
12/3	+47	97-50	NORTHERN IOWA, 6460
12/5	+12	68-56	UW-Green Bay
12/9	+12	81-69	#10 Notre Dame
12/13	- 7	67-74	#4 GEORGIA, 9683 ESPN2
12/27	+ 6	83-77	#15 PENN STATE
12/29	- 6	67-73	ILLINOIS, 8746
1/3	+17	69-52	PURDUE, 8665
1/5	+ 6	69-63	Iowa PRIME/FOX
1/12	- 2	72-74	Indiana
1/17	+10	77-67	NORTHWESTERN, 8350
1/19	+ 5	67-61	OHIO STATE, 11,212
1/24	+ 5	77-72	Michigan
1/26	+27	84-57	MINNESOTA, 7260
1/30	-11	53-64	Michigan State

2/2	-31	62-93	Northwestern
2/4	-4	74-78	#9 Tennessee
2/7	-5	54-59	INDIANA, 8873
2/11	+39	103-64	CLEVELAND STATE, 6831
2/14	+3	59-56	IOWA, 9638
2/16	-19	43-62	Purdue
2/21	-4	78-82	#17 Illinois
2/23	-28	62-90	Penn State
2/28	-5	75-80	Minnesota First Rnd @

**UC-Santa Barbara Tournament

@ Big Ten Tournament

1997-98

Won 21, Lost 10 (Home-11-1; Away-10-9)

(Big Ten Conference Finish—6th, 9-7)

UW Head Coach: Jane Albright-Dieterle

Total home attendance: 125,464/12=10,455 avg

Big Ten home attendance: 99,797/8=12,475 avg.

11/21	+8	90-82	#4 STANFORD, 6927
11/25	+32	72-70	UW-Milwaukee
11/28	+41	92-51	SW Louisiana **
11/29	+17	97-80 ^{OT}	Maine **
12/6	+8	77-69	Illinois State
12/8	+12	89-77	NOTRE DAME, 6225
12/10	+18	81-63	UW-GREEN BAY, 5907
12/18	+13	84-71	Manhattan %
12/19	+20	83-63	Mississippi %
12/20	-21	66-87	#1 Tennessee, ESPN2
12/28	-15	71-86	Penn State
12/30	-8	75-83	#13 Illinois
1/4	+10	74-64 ^{OT}	#17 Georgia CBS
1/6	-5	65-70	#23 Purdue
1/9	+15	75-60	INDIANA, 6972
1/11	+14	80-66	#19 W. KENTUCKY, 6608
1/16	+5	70-65	Northwestern
1/18	-12	54-66	Ohio State
1/20	-3	63-66	IOWA, 16,296
1/23	+16	79-63	MICHIGAN, 10,295
1/25	+13	67-54	Minnesota
1/30	+7	72-65	MICHIGAN STATE, 9807
2/1	+31	95-64	NORTHWESTERN, 16,329
2/6	-1	55-56	Indiana
2/13	-11	76-87	Iowa
2/23	+11	80-69	PURDUE, 16,236
2/20	+4	73-69	#9 ILLINOIS, 11,267
2/22	+8	83-75	PENN STATE, 12,595
2/27	+18	65-47	Minnesota First Rnd @
2/28	-9	70-79	Michigan Second Rnd @
3/14	-11	64-75	Virginia Tech First Rnd \$

**Dead River Co. Classic Tournament, Orono, ME

% Northern Lights Tournament, Anchorage, AK

@ Big Ten Tournament

\$ NCAA Tournament

NOTE: The Kohl Center opened in January of 1998, and all games from Jan. 20 Iowa game on were at the Kohl Center rather than the Field House (6-1 KC record)

1998-99

Won 18, Lost 14 (Home-15-3; Away-2-9; Neutral- 1-2)

Big Ten Conference Finish—T4th, 9-7

UW Head Coach: Jane Albright-Dieterle


Total home attendance: 136,182/18=7,566 avg

Total home attendance (reg season without WNIT):

118,561/14=8,468

Big Ten home attendance: 71,504/8=8,938 avg.

12/1	+1	63-62	UW-GREEN BAY, 1012
11/15	+18	87-69	BOWLING GREEN, 7639



Wisconsin won the 2000 WNIT National Championship with a thrilling one-point win over Florida in Madison. L-R 1st Row: Managers Mark Ciociola & Eric Ferris, Candace Smith, Leah Hefte, Judy Ebeling, Kelley Paulus, Dee Dee Pate, Kyle Black, Rachel Klongland, Erin Schmidt, manager Brooke McIntyre, administrative assistant Melissa Bruner; 2nd Row: trainer Enrique Perez-Guerra, assistant coaches Kelly Kenny & Dawn Crim, Missy Konieczny, Krista Bird, Sarah Jirovec, Nina Smith, Jessie Stomski, LaTonya Sims, Kristi Seeger, Tamara Moore, assistant coach Kate Peterson, Head Coach Jane Albright

11/17	+5	71-66	UW-MILWAUKEE, 6559
1/20	+13	103-90 ^{OT}	#22 UC-SB, 7794
11/22	+8	60-52	UW-GREEN BAY, 7093
11/29	-12	66-78	#25 Stanford
12/3	-8	73-81	MARQUETTE, 7588
12/5	-14	70-84	#12 Texas Tech *
12/6	+29	86-57	Florida A&M *
12/10	-12	71-83	Western Kentucky
12/28	+11	70-59	MINNESOTA, 8760
12/30	-18	72-90	Illinois
1/3	+7	79-72	IOWA, 8379
1/5	-15	55-70	#23 Ohio State
1/8	-3	74-77	Michigan State
1/10	-4	65-69	Indiana
1/15	+6	71-65	MICHIGAN, 8108
1/17	-16	62-78	#13 RUTGERS, 10,384
1/22	+19	80-61	NWESTERN, 8213
1/24	-20	56-76	#3 Purdue
1/29	-30	61-91	#21 Penn State
1/31	+24	70-46	Michigan
2/5	-2	71-73 ^{OT}	#18 PENN STATE, 9163
2/7	+5	73-68 ^{OT}	MICHIGAN ST, 9070
2/12	+4	83-79 ^{OT}	OHIO STATE, 9077
2/19	+4	82-78 ^{OT}	ILLINOIS, 10,734
2/21	+13	69-56	Minnesota
2/27	-9	61-70	Ohio State First Rnd @
3/11	+37	80-43	INDIANA ST, 2890

First Rnd \$

3/14 +22 107-85 SIENA, 2949

Second Rnd \$ at FH

3/17 +1 70-69^{OT} MICHIGAN ST, 5490

Third Rnd \$

3/20 +19 92-73 MEMPHIS, 6292

Semifinals \$ at FH

3/23 -3 64-67 Arkansas

Championship Final \$

* Gene Hackerman Rice Invitational, Houston, TX

@ Big Ten Tournament

\$ WNIT Tournament (2 games played at Field House)

Home games are indicated in capital letters

1999-2000

Won 21, Lost 12 (Home-12-4; Away-6-7; Neutral- 3-1)

Big Ten Conference Finish—T5th, 8-8

UW Head Coach: Jane Albright

Total home attendance: 123,712/16=7,732 avg.

Total home attendance (reg season): 95,575/11=8,689

Big Ten home attendance: 68,978/8=8,622 avg.

11/19	+8	66-58	Southern Illinois%
11/21	+7	92-85 ^{OT}	#24 Nebraska%
11/27	-2	61-63	#8 Rutgers^
11/28	+1	81-80 ^{OT}	Northeastern^
12/1	+10	66-56	UW-Green Bay
12/5	-23	62-85	#3 TENNESSEE, 11,861
12/8	-4	65-69	Marquette
12/12	+13	68-55	IUPUI, 7810
12/30	-25	58-83	#13 PURDUE, 8614
1/4	-6	74-80	#15 ILLINOIS, 7177
1/7	+15	86-71	Loyola
1/9	-14	61-75	Michigan State
1/12	+14	74-60	Northwestern
1/16	+35	80-45	Ohio State
1/20	+3	72-69	MICHIGAN, 7386
1/23	+20	79-59	OHIO STATE, 10,399
1/27	-4	62-66	Iowa
1/30	-14	54-68	#7 Penn State
2/3	+10	75-65	MINNESOTA, 7417
2/6	-5	52-57	#6 PENN ST, (Fox) 8625
2/8	+13	71-58	RICE, 6926
2/10	+11	66-55	Minnesota
2/13	+8	77-69	MICHIGAN ST, 10,227
2/17	-5	73-78	Michigan
2/20	+15	76-61	INDIANA, 9133
2/24	-9	78-87	Illinois
3/2	+7	56-49	Minnesota@
3/3	-9	65-74	#18 Purdue@
3/15	+37	83-46	FAIRFIELD\$, 2355
3/19	+6	82-76	DePAUL\$, 3197
3/22	+32	77-45	MICHIGAN ST\$, 3441
3/25	+18	78-60	COLORADO ST\$, 6138
3/29	+1	75-74	FLORIDA\$, 13,006

%Time Warner Classic

^Rutgers Invitational

@Big Ten Tournament

\$WNIT Tournament

2000-01

Won 18, Lost 10 (Home-11-3; Away-6-4; Neutral- 1-3)
 Big Ten Conference Finish—T2nd, 12-4
 UW Head Coach: Jane Albright
 Total home attendance:100,083/14=7,149 avg.
 Big Ten home attendance:61,158/8=7,645 avg.

11/18	-14	57-71	#24 Oregon%
11/19	+53	102-49	Elon College%
11/22	-27	56-83	#5 NOTRE DAME, 6943^
11/24	+20	97-77	#12 OKLAHOMA, 6851^
11/29	+10	74-64	NEBRASKA, 5956
12/3	-24	66-90	#2 Tennessee
12/5/	+48	101-53	LOYOLA, 5741
12/14	+15	86-71	EVANSVILLE, 5819
12/28	-12	58-70	#8 PURDUE, 7205
12/31	+ 3	94-91	IOWA, 6876
1/4	+33	85-52	at Michigan
1/7	- 2	80-82 ^{OT}	UW-GREEN BAY, 7615
1/11	+16	72-56	Michigan State
1/14	- 6	68-74	Iowa
1/16	+ 1	60-59	UW-Milwaukee
1/18	+23	90-67	MINNESOTA, 6328
1/21	+ 7	69-62	INDIANA, 9100
1/25	+ 8	73-65	Illinois, 3852
1/28	- 5	70-75 ^{OT}	#6 Purdue
2/1	+35	70-35	NORTHWESTERN, 6397
2/4	+20	69-49	MICHIGAN STATE, 7897
2/8	- 4	79-83 ^{OT}	Indiana
2/11	+16	70-54	Northwestern
2/18	+11	86-75	PENN STATE, 8978
2/22	+43	86-43	Minnesota
2/25	+19	81-62	OHIO STATE, 8377
3/2	-12	68-80	Illinois @
3/16	- 3	68-71	Missouri #

%NC State Tournament

^Coaches v.s Cancer Tournament

@Big Ten Tournament

#NCAA Tournament

2001-02

Won 19, Lost 12 (Home-10-3; Away-4-6; Neutral- 5-3)
 Big Ten Conference Finish—T5th, 8-8
 UW Head Coach: Jane Albright
 Total home attendance:94,174/13=7,244 avg.
 Big Ten home attendance:61,158/8=7,645 avg.

11/18	+20	87-67	#19 WASHINGTON, .5470
11/24	- 5	70-75	Texas%
11/25	+12	61-49	#12 Florida%
11/27	+42	97-55	CLEVELAND STATE, 5064
11/30	+12	92-75	Pittsburgh^
12/2	+ 9	80-71	Holy Cross^
12/5	+ 1	56-55	Marquette
12/8	+17	65-48	NC STATE,-5687
12/11	+19	80-61	UW MILWAUKEE, 5370
12/13	+13	74-61	DRAKE, 5652
12/28	+12	71-59	#7 PURDUE, 9328
12/30	+ 7	68-61	Iowa
1/3	+20	74-54	INDIANA, 5987
1/6	+15	89-74	#18 MICHIGAN, 7446
1/10	+12	86-78 ^{OT}	Michigan State
1/13	+ 5	70-65	Northwestern
1/17	+ 5	74-69	ILLINOIS, 6828
1/20	- 7	85-92	MINNESOTA, 17142
(Big Ten Single Game Attendance Record)			
1/24	- 7	63-70 ^{OT}	Indiana
1/27	-14	49-63	Penn State
1/30	- 1	57-58	MICH. STATE, 6483
2/3	-10	55-65	Purdue
2/7	-12	64-76	IOWA, 7225
2/14	+33	80-47	NORTHWESTERN, 6492
2/17	-16	62-78	Texas Tech.
2/21	- 2	74-76	Minnesota
2/24	-27	55-82	Ohio State
2/28	+ 2	60-58	Northwestern@
3/1	+10	74-64	Minnesota@
3/3	-14	62-76	Penn State@
3/16	- 3	70-73	Arizona State#

%Paradise Jam Tournament

^Arizona Classic

@Big Ten Tournament

#NCAA Tournament


2002-03

Won 7, Lost 21 (Home-3-11; Away-3-9; Neutral-1-1)
 Big Ten Conference Finish—T8th, 5-11
 UW Head Coach: Jane Albright
 Total home attendance: 93,458/14=6,676 avg.
 Big Ten home attendance:56,875/8=7,109 avg.

11/22	- 2	47-49	Northern Illinois
11/24	-25	52-77	UW GREEN BAY, 6221
11/29	+ 9	58-49	Texas-Arlington%
11/30	- 9	67-76 ^{OT}	Pepperdine%
12/2	-12	69-81	Washington
12/5	- 1	81-82	BALL STATE, 5780
12/10	+26	78-52	EASTERN ILLINOIS, 5303
12/14	-10	49-59	Drake
12/30	- 3	67-70 ^{OT}	SAN FRANCISCO, 6453
1/2	-31	55-86	#16 PENN STATE, 6019
1/5	-18	54-72	MARQUETTE, 6572
1/9	- 6	53-59	#7 PURDUE, 6073
1/12	-17	56-73	Illinois
1/16	-15	42-57	OHIO STATE, 5946
1/19	+10	69-59	ILLINOIS, 7778
1/21	-17	60-77	Iowa
1/24	+11	69-58	Indiana
1/26	- 7	55-62	#19 ARIZONA, 6254
1/30	+17	66-49	Northwestern
2/2	+12	68-56	MICHIGAN, 9442
2/6	-15	43-58	MICHIGAN STATE, 6721
2/9	-23	40-63	#25 Ohio State
2/13	+ 6	58-52	Michigan
2/16	- 1	48-49	INDIANA, 7170
2/23	- 7	59-76	IOWA, 7726
2/27	-13	53-76	#13 Minnesota
3/2	-11	55-76	#15 Penn State
3/6	- 1	51-52	Indiana@

%Pepperdine Tournament

@Big Ten Tournament



The 2002 Badger team established a school record 15-straight wins and had the highest national ranking of any team in school history at fifth in January, 2002. Team Members L-R 1st row: Candas Smith, Jessica Liegel, Abby Simmons, Tamara Moore, Sarah Jirovec, Jessie Stomski, Kyle Black, Kristi Seeger, Leah Heffe, Shawna Nicols; 2nd Row: Head coach Jane Albright, asst. coaches Kate Peterson & Kelly Kenny, administrative assistant Melissa Bruner, strength coach Scott Hettenbach, Stephanie Rich, Emily Ashbaugh, Lello Gebisa, Ebba Gebisa, Leslie Jauch, Katy Aagaard, asst. coach Erika Lang-Montgomery, trainer Mike Moll, managers Katie Stojasavljevic & Mark Ciociola.

Wisconsin's History in Tournaments

2002-03

Pepperdine Thanksgiving Classic, Malibu, Calif.	1-1	2nd
Big Ten Tournament, Indianapolis, Ind.	0-1	T9th

2001-02

Paradise Jam Tourney, St. Thomas, Virgin Islands	1-1	3rd
Arizona Classic, Tucson, Ariz.	2-0	1st
Big Ten Tournament, Indianapolis, Ind.	2-1	T3rd
NCAA Tournament, Nashville, Tenn.	0-1	1st Rnd

2000-01

NC State Tournament, Lincoln, Neb.	1-1	3rd
Coaches vs. Cancer Tourney, Madison, Wis.	1-1	3rd
Big Ten Tournament, Grand Rapids, Mich.	0-1	T5th
NCAA Tournament, Athens, Ga.	0-1	1st Rnd

1999-2000

Nebraska Tournament, Lincoln, Neb.	2-0	1st
Big Ten Tournament, Indianapolis, Ind.	1-1	T5th
WNIT Tournament, Madison, Wis. (Champions)	5-0	1st

1998-99

Rice Tournament, Houston, Texas	1-1	3rd
Big Ten Tournament, Indianapolis, Ind.	0-1	T5th
WNIT Tournament, Fayetteville, Ark.	4-1	2nd

1997-98

Maine Tournament, Orono, Maine	2-0	1st
Northern Lights Tournament, Anchorage, Alaska	2-1	2nd
Big Ten Tournament, Indianapolis, Ind.	1-1	T5th
NCAA Tournament, Gainesville, Fla.	0-1	1st Rnd

1996-97

UC-Santa Barbara Shootout, Santa Barbara, Calif.	2-0	1st
Big Ten Tournament, Indianapolis, Ind.	0-1	T9th

1995-96

Texas Tech Tournament, Lubbock, Texas	1-1	2nd
Big Ten Tournament, Indianapolis, Ind.	0-1	T5th
NCAA Tournament, Nashville, Tenn.	1-1	2nd Rnd

1994-95

St. Mary's Thanksgiving Classic, Moraga, Calif.	2-0	1st
Arkansas Dial Classic, Fayetteville, Ark.	1-1	3rd
Big Ten Tournament, Indianapolis, Ind.	0-1	T5th
NCAA Tournament, Lubbock, Texas	1-1	2nd Rnd

1993-94

Brown Tournament, Providence, R.I.	1-1	3rd
------------------------------------	-----	-----

1992-93

Memphis State Tournament, Memphis, Tenn.	1-1	3rd
--	-----	-----

1991-92

Utah Rainbo Classic, Salt Lake City, Utah	1-1	2nd
NCAA Tournament, Madison, Wis.	0-1	1st Rnd

1990-91

Colorado Coors Classic, Boulder, Colo.	1-1	3rd
--	-----	-----

1989-90

Texas A & M Tournament, College Station, Texas	0-2	4th
Princeton Tournament, Princeton, N.J.	1-1	3rd

1987-88

Florida State Tournament, Tallahassee, Fla.	0-2	4th
---	-----	-----

1986-87

Cincinnati Tournament, Cincinnati, Ohio	1-1	2nd
---	-----	-----

1985-86

University of Virginia, Charlottesville, Va.	0-2	4th
Badger Invitational, Madison, Wis.	1-1	2nd

1984-85

Nebraska Tournament, Lincoln, Neb.	0-2	4th
Louisiana Tech, Ruston, La.	1-1	3rd

1983-84

Kentucky Tournament, Lexington, Ken.	0-2	4th
University of Miami Classic, Miami, Fla.	0-2	----

1981-82

Drake Turkey Tournament, Des Moines, Iowa	1-1	----
Dartmouth Tournament, Hanover, N.H.	2-0	1st
Big Ten Championship, East Lansing, Mich.	1-1	T5th
MAIAW Region Tourney, Terre Haute, Ind	3-0	1st
AIAW Quarterfinals, Austin, Texas	1-1	Top 8

1980-81

Drake Turkey Tournament, Des Moines, Iowa	1-2	
Badger Invitational, Madison, Wis.	1-1	2nd
Big Ten Tournament, Evanston, Ill.	1-1	T5th

1979-80

William Penn Tournament, Oskaloosa, Iowa	2-1	2nd
Big Ten Tournament, Madison, Wis.	0-1	T5th
MAIAW Regional Tournament, Terre Haute, Ind.	0-1	T7th

1978-79

Badger Invitational, Madison, Wis.	1-1	3rd
Big Ten Tournament, Bloomington, Ind.	0-1	T7th
WWIAC State Tournament, Oshkosh, Wis.	2-1	2nd

1977-78

S.Illinois Saluki Invitational, Carbondale, Ill.	0-2	4th
Big Ten Tournament, West Lafayette, Ind.	0-1	T7th
WWIAC State Tournament, Eau Claire, Wis.	3-0	1st
MAIAW Regional, East Lansing, Mich.	2-1	T5th

1976-77

Big Ten Tournament, West Lafayette, Ind.	0-2	T8th
WWIAC State Tournament, Stevens Point, Wis.	0-2	

1975-76

Big Ten Tournament, West Lafayette, Ind.	0-3	8th
--	-----	-----

Note: The 2001 Arizona Classic title was the ninth tournament won by a Wisconsin team


UW's KOHL CENTER



The Kohl Center replaced the UW Field House (1929) as the venue for UW basketball in January of 1998. A replica of the crest on the Field House was installed on the front fascia of the Kohl Center. The 10,000-pound crest welcomes fans to the 17,142-seat facility that also serves the university and the community for special events. The Kohl Center conveniently houses all the amenities for UW basketball including coaches' offices, locker rooms, training table, study and strength training areas, practice and competitive facilities.



Situated conveniently in the center of the UW-campus, the Kohl Center sits across from the Southeast Dorms. Located at 601 West Dayton, it is easily accessible via Park Street, and is near the intersection of West Washington Avenue and Regent Street.



Coach Lisa Stone is pictured in front of the W Crest at the Kohl Center. It is a replica of the one that appears on the UW Field House.

THE KOHL CENTER



Wisconsin's multi-purpose athletic center opened in January of 1998. The facility provides the opportunity to host stage shows, concerts and athletic events such as the 1998 Division I NCAA Women's Volleyball Championship and the 2002 NCAA Men's Regional Basketball Championship. The UW women's basketball team sold out the Kohl Center in 2002, with 17,142 in attendance at the Minnesota game on Jan. 20 (above).

From its opening in January of 1998, the Kohl Center has become the happy home for the UW basketball and hockey programs. From computers to lounge areas to lockers and training areas, the Kohl Center provides a competitive floor, practice and study areas for the student-athletes. The coaching offices are also located at the Kohl Center.

Major Benefactors

The building is named for U.S. Sen. Herb Kohl (D-Wisconsin), a 1956 graduate of the UW-Madison, who donated \$25 million to the project. Kohl's gift is the single largest private donation in University history.


Former all-Big Ten basketball player Albert "Ab" Nicholas and his wife, Nancy Johnson Nicholas, pledged \$10 million toward the project. The facility's practice gymnasium is named the Nicholas-Johnson Pavilion and Plaza. Nicholas received his B.S. and M.B.A. degrees from the UW-Madison.

The Kellner family—Jack F. and his sons, Ted and Jack W. of Milwaukee gave \$2.5 million. All three Kellners received degrees from the University of Wisconsin-Madison.

Seating Capacity

The Kohl Center seats 17,142 for basketball. That figure includes 7,500 seats in the lower seating bowl and 4,500 in each of the two balconies. The unique design

of the Kohl Center (with two overhanging balconies) guarantees that all fans will be close to the playing floor with excellent site lines. The facility seats approximately 14,000 for hockey, and between 15,000 and 17,000 for concerts.



The newly expanded strength and conditioning area features a full-time staff member dedicated to the Badger teams which practice at the Kohl Center.



The \$76 million Kohl Center opened in January of 1998. The arena is located on campus and has become a major showcase for Madison's cultural and sporting events. Shown above is the auxiliary practice facility; on the top right is the athletic training area and (middle right) is the women's locker area. Below is the team meeting area.

Spacious Locker Rooms

The Kohl Center includes lockers for UW men's and women's basketball and hockey. Four other locker rooms are also available for visitors or multiple teams attending the WIAA state tournaments also held in the arena.

The 2,200 square-foot, state-of-the-art locker areas have been designed with the needs of student-athletes in mind including team organizational meetings, an athletes' social area, and study and computer carrels. The athletes have a lounge area with sound system, video room, computers available in the study room, and, of course, a spacious dressing and shower area complete with multiple outlets and lighted mirrors.

Practice Pavilion


The Nicholas-Johnson Pavilion houses three full-size basketball courts to be used for practice sessions when the Kohl Center is booked for other events. Pre-game booster club functions are also scheduled in the practice gym.

Check List of Team and Fan Amenities

- For the student-athletes: huge locker rooms that include attached lounges, video/meeting rooms, and study areas with practice facility attached.
- For the coaches: spacious offices with westward views of the campus including the Field House and Camp Randall Stadium.
- For the support areas: sports medicine, sports information, concessions/catering, and physical plant have ample and convenient work areas. The UW ticket office is also located in the Kohl Center.
- For the fans and suites: a state-of-the-art sound system has been implemented in the Kohl Center and TV monitors are wired to the suites and above concession stands throughout the building. A new

video-replay scoreboard will be installed in 2004.

- For the fans: extra-wide concourses (two), a number of food courts on both levels, numerous restrooms and merchandise outlets.
- Also for the fans: the cantilever design replicates the overhang effect of the former Field House without the obstructions. Site lines are tremendous from every seat. At center court, you can look up at three ascending, cheering spectator areas—an awesome and intimidating sight for the opponents.



BADGERS MAKE THEIR WORLD MARK



Members of the Badger family have had the opportunity to travel the world. Members of the UW team have taken world basketball tours as Big Ten All-Stars visiting such countries as Austria, Belgium, Denmark, England, France, Germany, Japan, Hungary, Australia, Slovakia, Sweden, Switzerland, and the Czech Republic. Team travels have included the Northern Lights Invitational in Anchorage, Alaska in 1997, and the Virgin Islands in 2001. Wisconsin took its second foreign tour in May of 1999 to Australia visiting Sydney, touring the 2000 Olympic venue, diving at the Great Barrier Reef, and competing in four games in a 14-day tour. The team also plays in tournaments around the United States and this year will travel to Miami for a Thanksgiving Tournament.

Being a member of the Wisconsin women's basketball program has provided many student-athletes access to world-wide travel. Players have participated in the Big Ten All-Star tours since 1992, and the Wisconsin team has the opportunity to take a foreign tour every four years. The foreign-touring Big Ten all-Star teams have traveled extensively to most of the European countries, and have even ventured to Australia and Japan.

Athletes also may be invited to participate in USA basketball tours abroad. Head Coach Lisa Stone returned from Brazil in 2002, where she served as an assistant coach to Team USA that brought home a gold medal in the World Championship for Young Women Qualifying Tournament. Former Badger Barb Franke also competed in Taiwan and Canada as a member of two different USA teams.

Wisconsin's foreign tours have included what most of the athletes described as the trip of a lifetime in 1999, spending 14 days seeing the sights of Australia while playing four games.

Wisconsin women's basketball took its first foreign tour in 1995 playing a four-game schedule while traveling to Paris, France, Antwerp, Belgium and London, England.

BADGERS ON TOUR

Keisha Anderson	Big Ten All-Star Tour - Japan	1995
	Olympic Festival-West, San Antonio, TX	1993
Emily Ashbaugh	Big Ten Tour - Switzerland, France	2001
Kyle Black	Big Ten Tour - Switzerland, France	2001
Tanisha Boston	Big Ten Tour - Sweden, Denmark	1996
Barb Franke	USA Basketball Junior Select - Canada	1992
	USA Basketball Jones Cup Team - Taiwan	1994
Missy Konieczny	Big Ten Tour - Germany, Belgium	1999
Tamara Moore	Big Ten Tour - Hungary, Slovakia, Austria	2000
Dee Dee Pate	Big Ten Tour - Sweden, Denmark	1998
Kelley Paulus	Big Ten Tour - Sweden, Denmark	1998
Stephanie Rich	Big Ten Tour - Netherlands, France	2002
LaTonya Sims	Big Ten Tour - Germany, Belgium	1999
	Jones Cup Tryouts	1998
Robin Threatt	USA Basketball Olympic Tryouts	1992
	Big Ten All-Star Tour - Australia	1992
Katie Voigt	Big Ten All-Star Tour - England	1994
Amy Wiersma	Big Ten All-Star Tour, Austria, Czech Republic, Slovakia	1997
Camille Williams	Big Ten All-Star Tour - Hungary	1993
Tracy Winkler	Olympic Festival - North, San Antonio, TX	1993
Coach Stone	Team USA at World Championship for Young Women Qualifying Tournament-Brazil	2002

BADGERS ABROAD



ABOVE: UW'S Keisha Anderson, a former WNBA player, was part of the Big Ten All-Star team that toured Japan in 1995.

TOP RIGHT: Stephanie Rich toured Europe with the Big Ten All-Star team in 2002.

RIGHT: Former Badgers Kelley Paulus and Dee Dee Pate joined the Big Ten All-Star tour in 1998 that visited Denmark and Sweden.



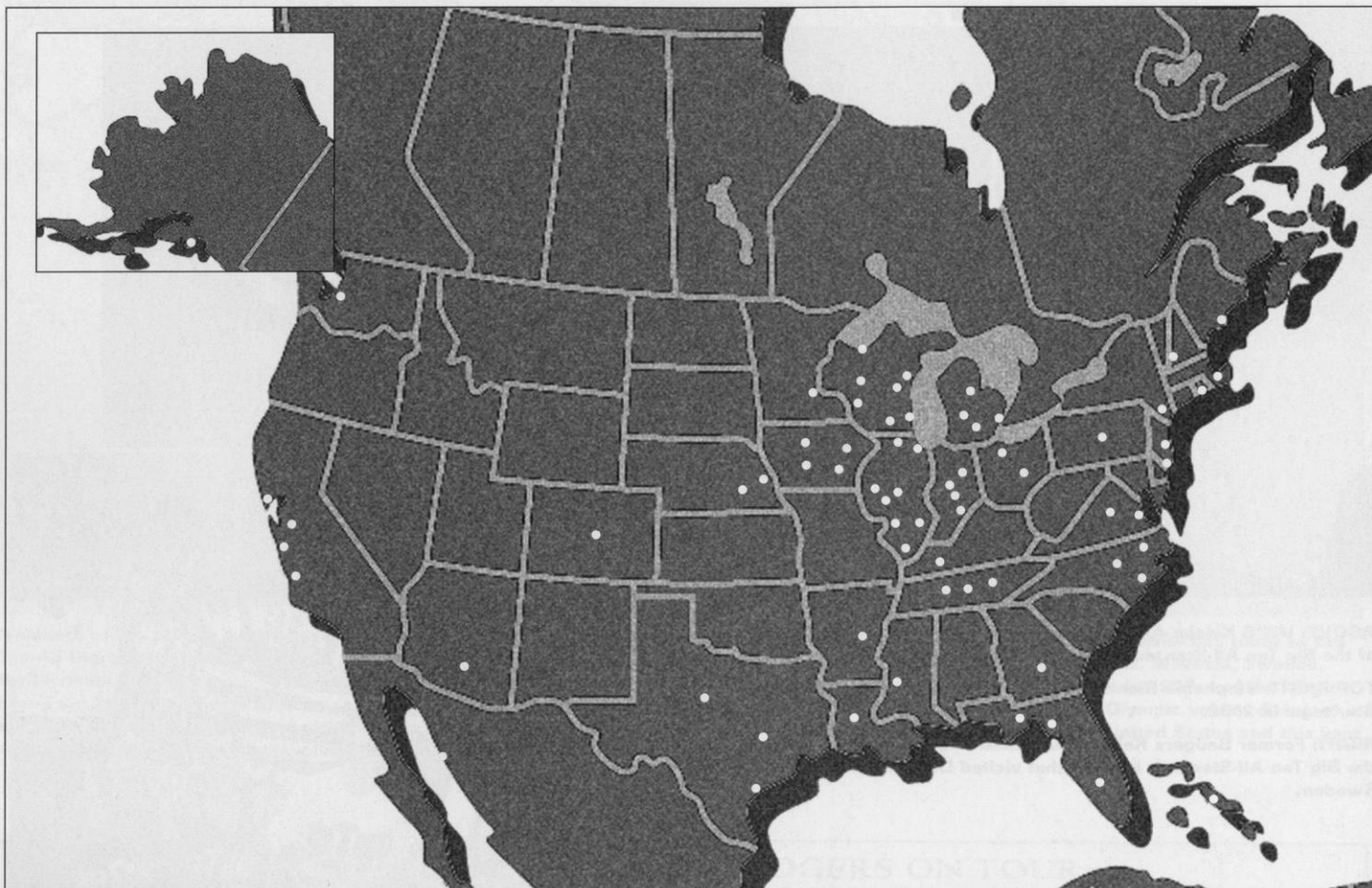
BELOW: The 2001 Big Ten All-Star team that included Emily Ashbaugh and Kyle Black enjoys a moment at the duty free shop after posting a 5-0 record on its European tour.



LEFT: Coach Lisa Stone served as an assistant coach with the gold medal-winning Team USA that participated in the 2002 World Championships for Young Women Qualifying Tournament in Brazil.



WISCONSIN ON THE ROAD



The Badgers have traveled coast-to-coast in search of the best competition and adventure. In its 29-year history, Wisconsin has ventured to big cities like New York and San Francisco, and scenic locales like Alaska or the Virgin Islands for tournaments.

Cities & States Where Wisconsin has Played

Alaska	Illinois	Massachusetts	North Carolina	Virginia
Anchorage	Bloomington	Boston	Charlotte	Charlottesville
Arizona	Champaign*	Michigan	Durham	Virgin Islands
Tucson	Chicago	Ann Arbor*	Raleigh	St. Thomas
Arkansas	Carbondale	Detroit	Ohio	Washington
Fayetteville	DeKalb	East Lansing*	Cincinnati	Seattle
California	Evanston*	Grand Rapids	Columbus*	Washington, D.C.
Irvine	Macomb	Kalamazoo	Cleveland	Wisconsin
Long Beach	Normal	Ypsilanti	Toledo	Eau Claire
Palo Alto	Peoria	Minnesota	Pennsylvania	Green Bay
San Francisco	Iowa	Minneapolis*	State College*	LaCrosse
Santa Barbara	Ames	Mississippi	Rhode Island	Madison*
Santa Clara	Cedar Falls	Jackson	Providence	Milwaukee
Malibu	Des Moines	Missouri	Tennessee	Stevens Point
San Jose	Iowa City*	Columbia	Knoxville	
Colorado	Indiana	Nebraska	Memphis	
Boulder	Bloomington*	Lincoln	Nashville	
Connecticut	Indianapolis	Omaha	Texas	
New Haven	Notre Dame	New Hampshire	Arlington	
Florida	Terre Haute	Hanover	Austin	
Gainesville	W. Lafayette*	New Jersey	Houston	
Miami	Louisiana	Piscataway	Lubbock	
Tallahassee	Ruston	Princeton	Utah	
Georgia	Maine	New York	Salt Lake City	
Athens	Orono	New York City		

*Big Ten City



WELCOME TO THE UNIVERSITY OF WISCONSIN

THE WISCONSIN EXPERIENCE

A World Class University.....	126
Top-Ranked Academics.....	127
Student Life.....	128
A Beautiful Campus.....	129
Famous Alumni	130
Administration	131
A Winning Athletic Program.....	132
Wisconsin Traditions	134
Badgers in the Community.....	135
Fetzer Academic Center	136
Endowed Athletic Scholarships.....	137
Sports Medicine	138
Strength & Conditioning.....	139
Wisconsin Sports Facilities.....	140
Madison: A Great College Town.....	144

A WORLD-CLASS UNIVERSITY

The University of Wisconsin, one of the nation's largest and most productive institutions of higher education, is dedicated to the support of academic freedom.

Founded in 1848, the first class of 17 students enrolled February 5, 1849. Today, Wisconsin ranks as the nation's ninth largest university with 41,507 students.

On a single campus, students can find a complete spectrum of liberal arts studies, professional programs and student activities. Wisconsin has ranked among the top educational institutions in the country in every published survey of faculty and administrators since the early 1900s.

As one of the nation's first land-grant universities, Wisconsin maintains a strong research emphasis in agricultural and life sciences. Award-winning research spanning the academic disciplines, however, has earned Wisconsin a place among the world's elite institutions of higher education. The quality of its undergraduate, graduate and research programs is recognized around the world.

The flagship school of the state system, UW-Madison offers the only public schools of law, medicine and veterinary medicine in the state and is one of only two state-supported schools to offer doctoral degrees.

One of the most picturesque college campuses in the country, Wisconsin sits along the shore of beautiful Lake Mendota. The city of Madison and the University were designed to be linked, signifying the interrelated nature of academic and political life at Wisconsin.

Bascom Hall serves as the centerpiece of the campus. It sits atop the beautiful tree-lined Bascom Hill, which offers a magnificent view of downtown Madison.

ACADEMIC PROGRAMS

138 Undergraduate Majors

185 Academic Departments


271 Doctoral, Master's and Professional Graduate Programs

4,224 Courses & 13,564 Sections

44 Libraries & 6.14 million volumes

SCHOOLS & COLLEGES

College of Agricultural & Life Sciences
School of Business
School of Education
College of Engineering
School of Human Ecology
College of Letters and Science
School of Nursing
School of Pharmacy
Graduate School
School of Veterinary Medicine
Law School
Medical School




Top: Henry Mall is the center of the agricultural campus at the UW.

Middle: Bascom Hall, which sits atop beautiful Bascom Hill, is a favorite spot for students to stop and relax between classes.

Right: Commencement in the Kohl Center celebrates the end of a successful college career at Wisconsin.




TOP-RANKED ACADEMICS



Students participate in a chemistry lecture (top) and take advantage of a beautiful fall day for a language class outdoors (right).

Bottom: Students in a computer lab.



FACULTY/ALUMNI AWARDS

Fulbright Scholars—7
 National Medals of Science—10
 Nobel Prizes—17
 Pulitzer Prizes—24
 Rhodes Scholars—6
 Truman Scholarships—11
 Wolf Foundation Prizes—4
 Amercian Physical Society Fellows—53
 National Academy of Education—5
 National Academy of Engineering—17
 National Academy of Public Administration—2
 National Academy of Sciences—53
 National Academy of Sciences Institute of Medicine—4
 Royal Society of London—2

A university is known by the quality of its faculty. Wisconsin is a university that produces Nobel Prize winners, recipients of the National Medal of Science, Pulitzer Prize winners, and members of the National Academies of Science, Engineering, and Education. Only a handful of universities, along with UW-Madison, can claim top ranking in nearly every independent survey, year after year.

► *U.S. News & World Report, 2003*—Ranks Wisconsin as the seventh-best public university and 31st among all universities. The UW also ranked in the top five for academic reputation among public universities.

► *Fiske Guide to Colleges, 2003*—Gives the UW-Madison its highest academic ranking. In fact, UW-Madison is one of only eight public institutions in the country to receive the five-star rating. It is also one of 43 schools selected as "Best Buys."

► *Kiplinger's Personal Finance Magazine, 2003*—Ranked 12th among the 100 Best Values in Public Colleges

► *Princeton Review, 2003*—Lists Wisconsin in "The Best 345 Colleges"

► *Greene's Guides, 2003*—Lists Wisconsin as one of 17 "Public Ivies."

► *Barron's Best Buys in College Education, 2002*—Ranked among 260 schools as a best buy

Other Rankings

► *Fortune 500 Companies*—Ranks second in the number of graduates who become chief executives in Fortune 500 companies

► *Peace Corps*—Ranks first among number of alumni serving in the Peace Corps and second in the number of Peace Corps volunteers.

► *Research & Development*—Ranks first in research and development expenditures among public universities

► *Voluntary Support*—Ranks second in voluntary support among public universities

► *Libraries*—Ranks ninth in number of volumes (6.14 million) and campus libraries (44)

► *Doctorates*—Ranks second in research doctorates granted

STUDENT LIFE



Top: The Elvehjem Museum of Art offers free exhibitions of art works to support the teaching, research and public service missions of the UW.

Left: Winter sledding on Bascom Hill

Bottom: The Reverend Jesse Jackson is just one of many famous people who have visited Wisconsin.



Student life at Wisconsin is more than books, term papers and exams. Some of the most important lessons learned at Wisconsin occur far from any lecture hall or lab.

UW students come from every county in the state, every state in the nation and over 100 countries around the world. Wisconsin ranks third in the nation in total foreign student enrollment. The UW is designed to encourage involvement—academically and socially. Students come here to be part of something bigger—to choose from a range of options seldom found.

More than 680 student organizations, extensive recreational programs, modern fitness facilities, performing arts groups, Big Ten athletics, and ongoing cultural, social, and political events will provide you with hundreds of ways to get involved and challenge yourself. Whatever your interests, you can connect with others who share your enthusiasm.

The hub of student life on campus is the Memorial Union. With good food, live music, freshly made Babcock ice cream, movies and study lounges, you can eat well, be entertained, enjoy a good book or good company. The Union welcomes over 15,000 students through its doors each day. It's no wonder the Union is considered the "living room of campus."

• • •

"The primary purpose of the University of Wisconsin-Madison is to provide a learning environment in which faculty, staff, and students can discover, examine critically, preserve and transmit the knowledge, wisdom and values that will help ensure the survival of this and future generations and improve the quality of life for all."

• • •

DID YOU KNOW?

Wisconsin is the only university in the nation with two student newspapers.



A BEAUTIFUL CAMPUS

The University of Wisconsin campus rolls for 930 acres along the shores of Lake Mendota, encompassing wooded hills, friendly shores, and the streets of downtown Madison.

Relax on the Memorial Union terrace with sailboats, canoes, sailboards, and kayaks in the background. The Lakeshore Path is a pedestrian and bicycle-only trail that runs from the Union to Picnic Point, a peninsula that juts out into Lake Mendota. Along the way are numerous beaches or spots to stop and enjoy the beautiful lake views.

Spend an hour alone with your thoughts walking the trails of the UW Arboretum, a 1,300-acre nature preserve right in the middle of the city. Or visit Wisconsin's majestic State Capitol building only minutes away from campus.

And if ever you find yourself with a free afternoon, you may wish to enjoy lunch or a latte with friends at one of the many restaurants lining State Street in the heart of downtown Madison.



OUTSIDE THE CLASSROOM

More than 680 registered student organizations

About 1,500 performing arts events each year

Campus has 325 acres of natural areas for teaching, research and public enjoyment plus the 1,262-acre arboretum

More than 40 club and intramural sports

Five indoor athletic facilities and 63 areas of outdoor field space



DID YOU KNOW?

Babcock Dairy Store sells cheese and ice cream made fresh daily at the campus' own dairy plant.



The Lakeshore Path is a popular trail for pedestrians and bicyclists along the shores of Lake Mendota.

FAMOUS ALUMNI



Jane Kaczmarek, a 1979 graduate of Wisconsin, plays the mother Lois on "Malcolm in the Middle."

Athletics

Kenneth Behring ('51), owner, Seattle Seahawks

Chris Chelios (x'83), NHL player, Detroit Red Wings

Michael Finley (x'95), NBA player, Dallas Mavericks

Buddy Melges ('51), America's Cup skipper

Allan "Bud" Selig ('56), commissioner, Major League Baseball

Troy Vincent (x'92), NFL player, 2002 Walter Payton NFL Man of the Year

Arts & Entertainment

Stephen E. Ambrose ('57, PhD '63), author, biographer, historian

Joan Cusack ('84), actress ("Working Girl," "Grosse Pointe Blank," "In & Out")

Michael Feldman ('70), host of public radio show "Whad'Ya Know?"

Jane Kaczmarek ('79), actress ("Malcolm in the Middle")

Steve Miller (x'67), rock singer

Joyce Carol Oates (MA '61), novelist

Ben Sidran ('67), jazz pianist

Boz Skaggs (William Royce, x'66), rock singer

Daniel J. Travanti ('63), Emmy Award-winning actor ("Hill Street Blues")

Butch Vig ('80), musician, Garbage

Eudora Welty ('29), Pulitzer Prize-winning novelist

Tom Wopat (x'74), TV actor ("The Dukes of Hazzard")

Frank Lloyd Wright (x1890), architect

Business

John P. Morgridge ('55), chair Cisco Systems

Arthur C. Nielsen Sr. ('18), founder of A.C. Nielsen Co. (TV ratings)

Tom Pyle (MBA '63), chairman and president, Pyle Group, former chairman and CEO, Rayovac Group

Lee R. Raymond ('60), chairman and CEO, Mobil Exxon

Media


Rita Braver ('74), national reporter, CBS News

Jane Brody (MS '63), health columnist, *New York Times*


William Evjue (x'06), founder of *The Capital Times*

Jeff Greenfield ('64), news analyst, CNN

Greta Van Susteren ('76), news analyst, CNN



Charles Lindbergh, shown here with his airplane *The Spirit of St. Louis*.



UW's environmental studies program is named after Gaylord Nelson, former U.S. senator and founder of Earth Day.

Politics

Dick Cheney (x '68), vice president of the United States

James Doyle ('67), Governor of Wisconsin

Herb Kohl ('56), U.S. Senator; owner, Milwaukee Bucks

Gaylord Nelson (LLB '42), former U.S. Senator and founder of Earth Day

Tommy Thompson ('63, JD '66), U.S. Secretary of Health and Human Services

Science

Charles Lindbergh (x'24), aviator who completed the first solo trans-Atlantic flight


Jim Lovell ('50), astronaut, Apollo 13 mission (portrayed by Tom Hanks in the movie)

John Muir (x1863), naturalist, father of national park system

Brewster Shaw ('68, MS '69), astronaut, space shuttle Columbia; former director, Space Shuttle Operations, NASA

x indicates year person would have graduated had he or she not left the university

UNIVERSITY ADMINISTRATION



John Wiley

John Wiley was named chancellor of Wisconsin in January 2001, becoming the university's 27th leader.

Prior to being named chancellor, Wiley served as the university's provost and vice chancellor for academic affairs. He was also the dean of the Graduate School and the university's senior research officer.


In his positions, Wiley has represented the institution for a variety of external constituencies. He has also been deeply involved in fundraising.

As provost, Wiley was chief operating officer and deputy chancellor working in the exercise of shared governance and the overall management of the institution.

Wiley received his bachelor's degree in physics from Indiana University in 1964. He attended graduate school at Wisconsin as a National Science Foundation fellow and received master's and doctoral degrees in physics in 1965 and 1968, respectively.

Wiley joined the Wisconsin faculty in the Department of Electrical and Computer Engineering in 1975. He was the co-founder of several highly successful research centers.

Wiley is married to Georgia Blanchfield and has a 19-year-old stepson, Kai Kennedy, and a 17-year-old stepdaughter, Blythe Kennedy.



Pat Richter

Pat Richter, a former UW student-athlete, professional football player, and successful businessman, became Wisconsin's athletic director in December of 1989.

An All-America tight end for Wisconsin's 1963 Rose Bowl football team, Richter had a distinguished career with the National Football League's Washington Redskins from 1963-71. He was inducted into the National Football Foundation College Hall of Fame and the Rose Bowl Hall of Fame.

Richter earned his bachelor's degree in landscape architecture from the UW in 1964, earning Academic All-America honors in 1962. He was named Wisconsin's Big Ten Medal of Honor recipient in 1963. Richter received his law degree from the UW in 1971. In 1995, he was inducted into the Verizon/CoSIDA Academic Hall of Fame, and was honored as an NCAA Silver Anniversary Award winner for post-college achievements.

After employment with a Madison law firm, he joined the Oscar Mayer Foods Corp., becoming vice president of personnel prior to joining the athletic department staff.

Pat and his wife, Renee, have four sons: Scott (wife Khaki and grandsons J.P. and Cole), Brad (wife Chrissy and grandson Max and granddaughter Samantha), Barry (wife Kim, grandson Blake, granddaughter Alexandra) and Tim.




Associate Athletic Director Barry Alvarez




Deputy Athletic Director Jamie Pollard



Senior Associate Athletic Director Cheryl Marra



Senior Associate Athletic Director Vince Sweeney



Associate Athletic Director Doug Beard



Associate Athletic Director John Chadima



Associate Athletic Director Steve Malchow

A WINNING ATHLETIC PROGRAM

The University of Wisconsin offers its student-athletes one of the premier intercollegiate athletic programs in the country. Its student-athletes receive the best in education, coaching, support services, travel and competition on the national and conference levels.

Celebrating more than 100 years of competition in some men's sports, Wisconsin's men's teams compete in basketball, cross country, football, golf, ice hockey, rowing, swimming and diving, soccer, tennis, track and field, and wrestling.

Established July 1, 1974, the 12-sport women's athletic program offers basketball, cross country, golf, ice hockey, lightweight rowing, openweight rowing, soccer, softball, swimming and diving, tennis, track and field, and volleyball.

2002-03 NCAA/ NATIONAL FINISHES

Basketball	
Men	Sweet 16
Cross Country	
Men	2nd place
Women	19th place
Golf	
Women	24th place
Rowing	
Men	4th
Ltwt. Women	3rd
Soccer	
Women	Second Round
Swimming	
Men	13th place
Women	12th place
Indoor Track & Field	
Men	T44th place
Women	T43rd place
Outdoor Track & Field	
Men	T37th place
Women	T55th place
Volleyball	Second Round
Wrestling	23rd





2002-03 Big Ten Conference Champions

Top: Men's Cross Country

Left: Men's Basketball

Bottom: Men's Indoor Track







Top: The Wisconsin women's golf team finished second at the Big Ten Championship and finished 24th at the NCAA Championship.

Right: Senior Bethany Brewster was named the Big Ten Outdoor Athlete of the Meet after winning the 1500 meters and 5000 meters.


Bottom: The Wisconsin men's and swimming teams both finished among the top 13 teams at the NCAA championships. Sophomore Carly Piper was named the Big Ten Swimmer of the Year.




NCAA CHAMPIONSHIPS



In the last 10 years, the University of Wisconsin has hosted five NCAA championships and an NCAA men's basketball regional.





The Badgers have played host to the NCAA Men's Ice Hockey championship in 1993 and 1997. The 1993 event sold out in three months, the fastest sellout in NCAA hockey history.



Wisconsin played host to the NCAA Women's Volleyball Championship in 1993 and 1998. The Badgers shattered the attendance records for the championship match and two-day event both years.



The UW was also the site of the 1998 NCAA Division I Women's Golf Championship. The event was the first national championship held at University Ridge Golf Course and the first women's championship shown live on national television.



The NCAA Men's Basketball Tournament came to Wisconsin in 2002 when the Badgers played host to a regional in the Kohl Center.

UW IN THE NACDA DIRECTORS' CUP

1993-94	12th	1998-99	T25th
1994-95	17th	1999-00	17th
1995-96	18th	2000-01	20th
1996-97	24th	2001-02	26th
1997-98	T34th	2002-03	24th

WISCONSIN TRADITIONS



Top: Wisconsin fans are No. 1!

Right: Bucky Badger is a popular figure at all UW athletic events.



SCHOOL SONGS

On Wisconsin, On Wisconsin
Plunge right through that line,
Run the ball clear down the field, boys
Touchdown sure this time.
On Wisconsin, On Wisconsin
Fight on for her fame.
Fight fellows, Fight! Fight! Fight!
We'll win this game!

Var-sity! Var-sity!
U-rah-rah! Wisconsin!
Praise to thee we sing
Praise to thee our alma mater
U-rah-rah, Wisconsin!

Badger Nickname

The nickname "Badgers," was borrowed from the state of Wisconsin, which was dubbed the "Badger State." The name didn't come from the animals in the region, but rather from an association with lead miners in the 1820s. Without shelter in the winter, the miners had to "live like Badgers" in tunnels burrowed into hillsides.

Bucky Badger

Although badgers in various forms had been the University of Wisconsin mascot for decades, the version that is currently known as Bucky, sporting a cardinal and white sweater, was first drawn in 1940 by professional illustrator Art Evans.

In 1949, a student wore a badger outfit with a papier-mâché head at the homecoming game. A pep rally was held to determine the mascot's name—Buckingham U. Badger.

Bud Song

An integral part of any Wisconsin band performance is the playing of the Bud song. The tune is a spinoff of the song "You've said it all," a jingle with words and music originally written by Steve Karen for Budweiser beer commercials. The song has become legendary at the UW because of its polka-like rhythm.

Fifth Quarter

The Wisconsin band has become nationally famous for its post-game celebration called the Fifth Quarter. Win or lose, fans sing, dance and cheer the band as it plays traditional favorites like "On, Wisconsin" and the Bud song.

On Wisconsin

The tune was composed in 1909 by William Purdy, with the words written by UW alumnus Carl Beck, who rewrote them in 1951. Some 2,500 schools and colleges have adopted the music and changed the words to suit their needs.

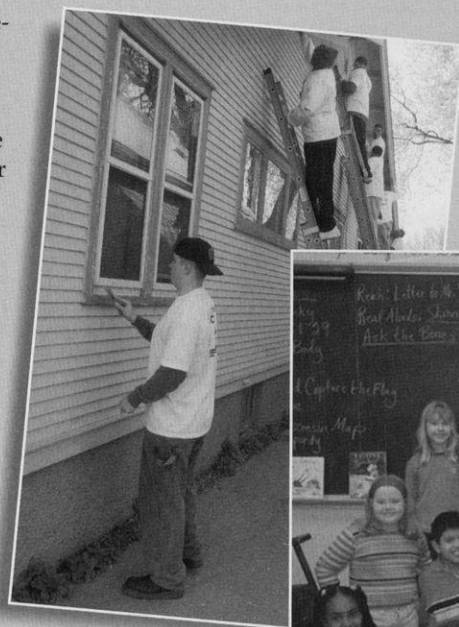
WISCONSIN ATHLETICS MISSION STATEMENT

The Division of Intercollegiate Athletics at the University of Wisconsin-Madison dedicates itself to the mission of providing athletic opportunities to a wide range of students and an environment in which all student-athletes can achieve their academic and competitive goals. The Division strives to provide equitable opportunities for all student-athletes and staff, regardless of gender or ethnic background. To honor its academic mission and that of the university, the Division supports the educational aspirations, academic progress and general welfare of the student-athlete. In competition, the Division fosters principles of sportsmanship, respect and fair play. In all of its activities, the Division insists on integrity, ethical conduct and accountability.

BADGERS IN THE COMMUNITY

The Madison community is extremely supportive of the University of Wisconsin athletic teams and its many student-athletes. In return for that support, many student-athletes take time out of their busy schedules to show their appreciation and involvement in the city of Madison and Dane County through their community service efforts.

Student-athletes have assisted in a variety of service projects including the AIDS Support Network, Big Brothers and Big Sisters, Habitat for Humanity, Special Olympics, United Way, Very Special Arts, visiting children in local hospitals with the Amanda the Panda program, and volunteering at local schools in the Bookin' It with Bucky program. The athletic department also donates a number of tickets and memorabilia to local charities for fund-raising purposes.



Top left: Members of the football team paint a house for Habitat for Humanity.

Below: The Bookin' It With Bucky program rewards kids for reading.



NCAA Compliance

As a member of the Big Ten Conference, Western Collegiate Hockey Association, and the National Collegiate Athletic Association (NCAA), the University of Wisconsin must abide by many rules and regulations. Below is general information on how these guidelines apply to prospective student-athletes and representative of athletics interests.

Definitions

A prospective student-athlete is any student who has started classes for the ninth grade. Before the ninth grade, one becomes a prospective student-athlete if a college gives the individual (or his/her relatives or friends) any financial aid or other benefits that the college does not provide to prospective students generally.

A prospective student-athlete is recruited at a particular university when its coach approaches the prospect (or any member of the prospect's family) about enrolling and participating in athletics at that college by any one of the following three ways:

- Providing an official visit to the university's campus;
- Having an arranged, in-person, off-campus encounter with a prospect or the prospect's family; or
- Placing more than one telephone call to a prospect or any other member of his/her family.

A representative of the UW's athletics interests ("booster") is anyone who...

- is an alumnus of the UW
- has contributed to a Badger athletic program.
- has helped arrange employment of enrolled and prospective UW student-athletes.
- has been involved in any way promoting the Badger athletic program.

The Recruiting Process

Institutional staff members have very specific guidelines when it comes to recruiting that vary by sport. The major areas are: telephone calls, contacts, evaluations, campus visits, correspondence, and highlight films/videotapes.

In addition to general recruiting regulations, no booster can be involved in recruiting (e.g., no phone calls, letters, or in-person contacts).

Eligibility

Prospects who intend to participate in Division I intercollegiate athletics must register with and be certified by the NCAA Initial Eligibility Clearinghouse. Please contact your high school counselor for more information on this process, especially regarding the requirements to be eligible.

Extra Benefits

By NCAA definition, an extra benefit is any special arrangement by an institutional

employee or a booster to provide a student-athlete or a student-athlete's relative or friend a benefit that is not expressly authorized by NCAA legislation. This is prohibited. If the benefit is demonstrated to be generally available to ALL UW STUDENTS or their relatives or friends determined on a basis unrelated to athletic ability, it is not a violation of NCAA rules.

Extra benefits are also not permissible for prospective student-athletes. They are called offers and inducements, and include any benefit such as cash, clothing, cars, improper expenses, transportation, gifts or loans to encourage you to sign a National Letter of Intent or attend an NCAA university. UW Compliance On-Line Training Program Compliance Rules and Regs is a compliance training program available on the internet. Student-athletes, coaches and designated athletic department staff are required to complete the program, while boosters are encouraged to participate. Please go to www.uwbadgers.com under the tab for "Compliance" to check it out.

Since this is not an all-inclusive summary, we encourage you to contact the UW Compliance Office at (608) 265-2973 with any questions. Information can also be found on the web at www.uwbadgers.com and www.ncaa.org.


FETZER STUDENT-ATHLETE CENTER

The Fetzer Student-Athlete Academic Center has been helping Wisconsin student-athletes to achieve their academic goals since 1997.

The 15,000 square-foot, state-of-the-art facility serves the needs of all student-athletes. The center features an open area with carrels that can accommodate up to 30 students. There are 11 study rooms of different shapes and sizes, including a 55-seat auditorium. A computer room houses 40 PCs while the entire center is wired with voice/data jacks and power ports.

Director David Harris supervises a staff of five advisors and three learning specialists who conduct the academic services offered to the more than 800 student-athletes. The advising staff of Tom Browne, Chris Butler, Jerry Darda, Mary Weaver-Klees and Alan Zussman along with learning specialists Doug Tiedt, Maryellen Rock and Nancy Gatyas, have a comprehensive understanding of academics at Wisconsin, and a permanent line of communication with all university departments. The staff renders quality academic and personal support to student-athletes and assists coaches in providing the best possible collegiate experience.

Student-athletes can drop in before practice or between classes to study or meet with the advisors and grant-in-aid staff whose offices are located in the center.



The Fetzer Student-Athlete Academic Services Center, a state-of-the-art facility located in the lower level of the McClain Center, opened in 1997. The \$2.1 million center is one of the best in the nation and includes 11 study rooms, a computer room, and a 55-seat auditorium.

B.I.G. R.E.D. LIFE SKILLS PROGRAM

The University of Wisconsin dedicates itself to providing athletic opportunities to a wide range of students and an environment in which all student-athletes can achieve their academic and competitive goals.

The BIG RED (Building Integrity while Growing through Responsible and Educated Decisions) Life Skills Program, under the direction of Mike Moss, provides support to enable student-athletes to grow intellectually, physically, socially, emotionally and ethically.

- ◆ Academic Excellence
- ◆ Athletic Excellence
- ◆ Commitment to Serve
- ◆ Career Preparation
- ◆ Development of Personal Growth
- ◆ Development of Leadership

Advising sessions are offered on a one-to-one basis at a time appropriate for the student-athlete. Athletes are degree-oriented while allowing for the flexibility to explore different areas. The advising staff takes a personal approach to each student-athlete in determining his or her individual needs, personal or academic.

Student-athletes at Wisconsin receive recognition for outstanding academics in a number of ways. The Big Ten Conference honors scholar-athletes with Academic All-Big Ten honors while the UW Athletic Board recognizes Athletic Board Scholars for the highest grade-point average in each sport. In addition, student-athletes may be nominated for Academic All-America honors through the sports information office.

STUDENT RESOURCES

- ◆ Academic Advancement Program
- ◆ Dean of Students Office
- ◆ Division of Information Technology
- ◆ International Student Services
- ◆ McBurney Disability Resource Center
- ◆ Morgridge Center for Public Services
- ◆ Multicultural Student Center
- ◆ Race Relations Education Program
- ◆ TRIO Student Support Services
- ◆ University Health Services

ENDOWED ATHLETIC SCHOLARSHIPS

As more and more colleges and universities turn to innovative and effective ways of meeting the mounting financial challenges of supporting their intercollegiate athletic programs, it becomes increasingly evident that one of the most successful strategies is the establishment of endowed athletic scholarships.

At the University of Wisconsin-Madison, endowment funds to support athletic scholarships are normally created through gifts to the UW Foundation. A portion of the income from the endowed fund is used each year for scholarship support, and the remainder is reinvested in the principal.

The following endowed scholarships, named for the donor or for someone the donor wishes to honor, provide full or partial grants-in-aid to Badger student-athletes. Many thanks to our generous supporters!

Endowed Scholarships

Michael and Edith Agazim Memorial (football)
Theodore and Marcella Albrecht
Barry Alvarez (football)
Alan Ameche (football)
Anita J. Angus Scholarship
Badger Advantage Club (w-tennis)
Badger Crosscourt Club (m-tennis)
Men's Basketball Alumni Scholarship
P. Goff Beach Memorial
Art Brazy (football)
Neal and Joann Brunner
Dick and Marlene Cable (m-basketball)
Rex Capwell (m-basketball)
Charles H. Carpenter (football)
Bob and Honner Cooper (w-swimming)
Robert J. Curry Family (football)
Raymond M. and Margaret F. Davis (football)
Ron Dayne (football)
Jimmy Demetral (football)
Alfred and Bernice DeSimone (football)
Jim Doriot Athletic
Chuck and Jane Ellis in honor of
John L. Riley (hockey)
Peter Gambino Memorial (m-golf)
Mel Goldin Memorial (m-track)
Irwin and Robert Goodman (softball)
Sarah Gornick Memorial (crew)
Alice Higgitt Helminiak (w-tennis)
Arthur and Lillian Hildebrandt (tennis)
Elroy Hirsch (football)
HoopTroop (w-basketball)
Howard Family (m-hockey)
John Jardine Memorial (football)
Warren R. Jollymore Memorial
Jim Kalscheur/Ron Krantz (m-athletics)
Jack F. Kellner Memorial (football)
Jack F. Kellner Memorial (track)
Jerry and Kelley Kilcoyne
Duane Kleven (wrestling)

Ron Krantz (basketball)
Ron Krantz (football) in honor of John Jardine
Ken and Betty Kruska Family
Forrest and Mildred Kubly
Mildred K. and Kenneth J. Kuebler
Charles P. LaBahn (swimming)
Lakeland Union High School
Lloyd Larson (football)
Edessa K. Lines (w-athletics)
Marnee Loeffler Memorial (hockey)
Steve Lowe Memorial (volleyball)
Richard Ludtke Memorial (basketball)
Jim McCallum Memorial (m-basketball)
Henry McCormick Memorial (m-athletics)
Richard W. and Ellen H. Meister (m-basketball)
John Messmer (football)
Gary Messner (football)
Tim and Beth Mielcarek (m-basketball)
Charlie Mohr Memorial (m-athletics)
Frank Molinaro Memorial (w-golf)
Robert Monteith (football)
David R. and Anne G. Nerenz (m-soccer)
Albert O. Nicholas (m-basketball)
Frank & Esther Nickerson Memorial
Kit Saunders Nordeen (w-athletics)
Harold Ofstie Memorial
Francis A. Ogden and Mary Louise Monteith (football)
Kathryn E. Parkinson
Ralph E. Petersen (m-swimming)
H. H. Petrie Memorial (hockey)
James Plopper
Purple Moon Foundation (w-basketball)
Floyd W. and Ruth B. Radel (football/basketball)
Pat Richter (football)
Lowell R. Robbins (football)
Harlan B. Rogers
Paul and Diane Root (football)
Harold and Doreen Scales
William E. Schmidt
Ursula Schmitt (w-athletics)
Armund J. "Pug" Schoen (tennis)
Schreiner-Hoskins (football)
Kenneth M. Schricker Memorial (football)
Peter Daniel Seligman (football)
Allen J. Shafer
George Shinnors Family
Marv and Judy Siegert
John Simcic Educational
C. Harvey Sorum Memorial (tennis)
William and Eva Mae Stolte Memorial
Butch and Ruth Strickler
Guy Sundt (track/cross country)
Peter Tegen (w-track/cross country)
Verick/Gaspardo Family (m-basketball)
Troy Vincent Family (football)
Charles H. Vogts (m-basketball)
William E. Walker Scholarship
Gerald A. and Lucy Welch (football)
Jeffrey M. White Family
Francis A. and Elizabeth N. Wiesner
Tom Wiesner (football)
J. Nash Williams Athletic
John McMynn Williams (m-basketball)
Wisconsin Eastern Alumni

Wisconsin Golf Club
Wisconsin Men's Hockey
Wisconsin Wrestling
John E. and Glenn M. Wise (m-basketball)
Women's Intercollegiate Sports Club
George L. Wright (track/cross country)

Funds used for Program and Operational Support

Charles Berndt Memorial Fund (football)
John G. Gerlach Memorial Fund
Alan Reid Geweke Develop. Fund (m-crew)
Robert and Irwin Goodman
James E. Ivins Endowment (m-crew)
Jean W. Kilgour Scholarship (w-athletics)
Phillip W. Mork Family Endowment (crew)
Mike Murphy Endowment Fund (crew)
Louis F. Reinke Scholarship
Fred H. Ripley Scholarship (crew)
Carol Robinson Endowment Fund
Howard and Helen Rogers Estate (crew)
Harry Emerson "Dad" Vail Fund (crew)
Wisconsin Rowing Association Endowment
Alan Zussman Student-Athlete Scholarship

Estate/Deferred/Insurance Gifts

Perry Armstrong Athletic Scholarship
Charles Claflin
Roger Dornburg
Violet Higgitt Frank Scholarship (tennis)
Trent Jackson Family (basketball)
Mark Cullen in honor of John Jardine (football)
John M. Keil Family Scholarship
Ronald McDewitt (swimming)
John B. Menn (football)
Harold & Shirley Montross (w-athletics)
William Nathenson Memorial (football)
Milton Neshek
Michael M. Nicholson (football)
Janet Petrie Scholarships (football & basketball)
William Schultz (football)
Robert Mark Sickels (soccer)
Thomas R. and Mary W. Stephens Fund (tennis)
Tom Talbot (wrestling)
L.N. Van Dyke (football)

Scholarships are for any sport unless specified.

For information about how to create a named scholarship in men's or women's athletics or how to contribute to an established endowment, please contact:

Trent Jackson
Director of Development for
Intercollegiate Athletics
UW Foundation
1848 University Ave.
Madison, WI 53705
Phone: (608) 262-7225
trent.jackson@uwfoundation.wisc.edu

SPORTS MEDICINE

The sports medicine staff provides all University of Wisconsin student-athletes with high quality health care. Wisconsin's Sports Medicine program features state-of-the-art facilities and the services of leading sports medicine and health care professionals.

The sports medicine staff consists of team physicians, dentists, athletic trainers, and a full-time nutritionist. The day-to-day care, prevention, and treatment of injuries to Badger athletes is supervised by a staff of 12 full-time and two graduate assistant National Athletic Trainers Association (NATA) certified and State of Wisconsin licensed athletic trainers.

Under the direction of head athletic trainer Dennis Helwig, the Sports Medicine program focuses on injury prevention. Full-time athletic trainers Karen Bloch, Beth Cranley, Greg Ehlers, Chad Gabbard, Chuck Hart, Jan Helwig, Andy Hrodey, Mike Moll, Henry Perez-Guerra, Laura Walluk, and Ian Wood as well as graduate assistant trainers Greg Marcotte and Tracy Poro utilize functional measures, measure physiological capacity and outline program to improve flexibility.

Full-time nutritionist Jeremy Isensee provides dietary analysis and supervises training table meals to enhance the performance of the student-athletes.


The Sports Medicine facility in the McClain Center features an extensive collection of therapeutic and rehabilitation equipment including a 50-foot, two-lane-rehabilitation pool, and an on-site x-ray facility. Considered one of the nation's finest, the McClain Sports Medicine Center offers an environment conducive to expedient care and a healthy return to competition.

Should an injury occur, athletes are seen immediately by team physicians affiliated with the world-renowned UW Hospitals and Clinics. Medical director Dr. Ben Graf, an orthopedic surgeon, is responsible for all services provided to student-athletes. Orthopedic care is also provided by team physician Dr. John Orwin and Dr. Lee Kaplan. General medical care is directed by the head of primary care, Dr. Greg Landry and he is joined by Dr. David Berhardt, Dr. Tom Best and Dr. Kathleen Carr.

In addition to the headquarters in the McClain Athletic Facility, auxiliary athletic training rooms are located in Camp Randall Stadium, Natatorium, UW Field House, and the Kohl Center. All training areas are equipped with the finest therapeutic modalities and rehabilitative apparatus.



The Wisconsin Sports Medicine facility features an extensive collection of therapeutic and rehabilitation equipment including a 50-foot, two-lane-rehabilitation pool (bottom), and an on-site x-ray facility in the McClain Center.



Head Athletic
Trainer Dennis
Helwig

"The University of Wisconsin Sports Medicine Program is designed to provide the student-athletes of UW access to high-quality sports medicine care, and through personal interaction, enhance the academic and athletic experiences of each individual."

*UW Sports Medicine
Mission Statement*

STRENGTH & CONDITIONING

The Wisconsin strength and conditioning program is a key component in all of the Badger teams' success on the playing field. The program's goal is to increase the overall performance of each student-athlete, prevent injuries and help athletes reach their potential.

Strength and conditioning coordinator John Dettmann along with assistants Kerri Ariens, Brian Bott, Ben Herbert, Scott Hettenbach, Mike Potenza and Jim Snider work with the UW coaches to develop training programs to enhance each athlete's performance.

Badger athletes work on their strength programs in weight rooms in the McClain Center, Kohl Center and Camp Randall Stadium.

The McClain Center weight room is the largest of the facilities and features more than 45,000 pounds of free weights and more than 50 weight machines. The room has seven squat racks, eight bench press stations, eight flat-to-incline benches, six Olympic lift platforms and numerous other free weight stations.

The Kohl Center weight room is equipped with five custom-built free weight power platforms and 4000 pounds of free weights. The room has nine pieces of cardiovascular equipment and three Vertimax jump trainers.

The Badger Den has five power stations with each station consisting of a platform for Olympic style lifting as well as a squat rack, bench press, incline bench press, pull-up station and a dip station. There are three lat-pull machines and seated row machines, a complete set of dumbbells and a complete set of plyometric boxes.



Wisconsin student-athletes benefit from seven full-time strength and conditioning coaches as well as three weight rooms in the McClain Center (top), Kohl Center (middle) and Camp Randall Stadium (right).



"The goal of the Wisconsin strength and conditioning program is to train for total athletic excellence. We profile each student-athlete upon arrival and set up specific training regimens to help athletes reach their individual potential. The plan is to build overall strength, speed, agility and stamina. Our program is comprehensive and the end result is that we are as productive on the athletic field as possible."

John Dettmann
Strength & Conditioning Coordinator

WISCONSIN SPORTS FACILITIES




Top: Camp Randall Stadium is the home of the football Badgers and has a seating capacity of 76,634. Construction is underway to renovate the stadium, increasing seating and adding an athletic department office building.

Right: The McClain Athletic Center features a 90-yard indoor practice field with artificial turf. The lower level houses the Fetzer Student Academic Center, the Sports Medicine headquarters, a fully-equipped weight room, and locker rooms for football, track, softball, and soccer.





Left and Below:
The Kohl Center is the home of the Badger basketball and hockey teams. One of the finest on-campus athletic facilities in the nation, the \$76 million structure includes a separate practice gym, locker rooms, lounge areas, and coaches' offices.



Left: Wisconsin's rowing programs look forward to a renovated boat house in 2004.



Left: The Wisconsin Field House, which seats 10,600, is the practice and competitive facility for the Badger volleyball team as well as the competitive facility for the wrestling squad.

Below: The Goodman Softball Diamond has an NCAA-regulation, natural grass field with a centerfield distance of 220 feet, and foul line distances of 200 feet. The facility includes dugouts, locker areas, players' lounge, grandstand seating for 1,600, and media facilities.



Above: The swimming and diving teams have two pools for practice and competition. The Natatorium contains an eight-lane, 25-yard pool equipped with an automatic timing system and digital readout score board. The 50' x 40' diving well is fitted with three one-meter and two three-meter boards. The Southeast Recreational Facility (pictured above) features an indoor long course pool with movable bulkheads.

Right: Nielsen Tennis Stadium is the year-round home of the Badger tennis teams. The stadium features 18 tennis courts (12 indoor and six outdoor), five squash courts, one squash doubles court, and seats 1,500 spectators.





Top: University Ridge, one of the finest golf courses in the Midwest, features a par-72, 18-hole course, 15,000-square foot practice green and a 5,000-square foot chipping green.

Right: The McClimon Outdoor Track and Soccer Complex, which is fully lighted, features a 400-meter Martin rubber surface with throwing and jumping areas in the infield. The soccer field is Olympic size and has natural grass.



Left: The Camp Randall Memorial Sports Center or Shell, which seats 2,500 fans, features a 200-meter Martin rubber track with throwing and jumping areas in the infield.

A GREAT COLLEGE TOWN

Madison is one of the hippest, healthiest and happiest cities in America. It is difficult to name another city that has garnered more accolades than Madison, Wisconsin. The capital city is truly a creative garden where dozens of world-renowned athletes, scientists, artists, inventors, musicians and world leaders were born, raised, educated and employed. The Madison area has it all—beauty, brains and a great personality!

Madison's downtown is on an isthmus, a half-mile wide strip of land between Lake Monona and Lake Mendota. The rest of the city, including the University of Wisconsin-Madison campus, wraps around the lakes. Madison's famed State Street, a one-mile pedestrian mall linking the state Capitol with the UW campus, is a great spot for people watching or hanging out at one of its many coffeehouses, bookstores, eclectic boutiques, ethnic eateries and nightclubs.

The city is a spectacular display of natural beauty that abounds with opportunities for outdoor recreation. With five area lakes and more than 200 parks, the area's rolling hills are host to many globally-recognized events, from the annual Paddle & Portage canoeing event to Madison Blues Festival and Ironman Wisconsin Triathlon. Madison is a paradise for outdoor enthusiasts including joggers, hikers, skiers and especially bicyclists. Known as the bike capital of the Midwest, Madison boasts nearly 100 miles of bike trails. The city's main thoroughfares even have bike lanes!


No matter your preference for recreation or relaxation, you'll find plenty to do in Madison and encounter a diverse group of individuals who all call this place "home."

• • •

"No better college atmosphere can be found anywhere than in Madison with so many things to do. People come just to see how much students care for and love the opportunities the campus offers."

Princeton Review, 2003

• • •



Top: The State Capitol is the center of Madison's isthmus between lakes Mendota and Monona.

Middle: State Street is home to numerous shops and restaurants.

Left: Madison features over 100 miles of bike trails. (Photo by Craig Wilson.)

Life in Madison

September 2003

#1 College Sports Town in America
Sports Illustrated on Campus Magazine

June 2003

Friendliest City in the Midwest
Midwest Living Magazine

June 2003

#2 Among America's Best Places to Live and Work
Employment Review Magazine

May 2003

#5 Best Places for Business and Careers
Forbes Magazine

March 2003

One of Five Cities that Inspire
Delicious Living Magazine

February 2003

#5 Campus Scenes That Rock
Rolling Stone Magazine

July 2002

#1 Small-size Cities for Creativity
The Washington Monthly

July 2002

#2 Best Places to Live
Homeadvisor.msn.com

June 2002

#2 Among America's Best Places to Live and Work
Employment Review Magazine

May 2002

#2 Best Place to Live and Work in America
BestJobsUSA.com

March 2002

#1 Best (small) Cities for Women
Ladies Home Journal

November 2001

#2 Mid-size City in the Country for Cycling
Bicycling Magazine

March 2001




#6 Best City for Families
Child magazine

September 2000

One of the Nation's Best Small Cities for Families
Family Fun Magazine

September 2000

#5 Fittest City in America
Shape Magazine



BADGER BASKETBALL**2003-04 SCHEDULE****NOVEMBER**

FRIDAY	NOV. 7	MINNESOTA STATE-MANKATO (Exh.)	7 PM
TUESDAY	NOV. 11	WISCONSIN AAU SELECT (Exh.)	7 PM
SUNDAY	NOV. 23	NORTHERN ILLINOIS	1:30 pm
Fri-Sat.	Nov. 28-29	at Miami Tournament, Miami, FL	
Friday	Nov. 28	UW vs. Hampton University	2 pm
		Butler vs. University of Tennessee-Chattanooga	4 pm
Saturday	Nov. 29	Consolation 2 pm; Championship 4 pm	

DECEMBER

MONDAY	DEC. 1	WESTERN ILLINOIS	7 PM
Thursday	Dec. 4	at Notre Dame	6 pm
SUNDAY	DEC. 7	IOWA STATE	1:30 PM
Saturday	Dec. 13	at UW-Green Bay	3 pm
MONDAY	DEC. 22	UW-MILWAUKEE	7 PM
Tuesday	Dec. 30	at Boston College	6 pm

JANUARY

Friday	Jan. 2	at Ohio State	6 pm
Thursday	Jan. 8	at Indiana	6 pm
SUNDAY	JAN. 11	PENN STATE	1:30 PM
TUESDAY	JAN. 13	ILLINOIS	7 PM
FRIDAY	JAN. 16	IUPUI-FORT WAYNE	7 PM
Sunday	Jan. 18	at Iowa	2 pm
THURSDAY	JAN. 22	MICHIGAN	7 PM
SUNDAY	JAN. 25	NORTHWESTERN (FOX Sports Net)	12 PM
Thursday	Jan. 29	at Purdue	6 pm

FEBRUARY

SUNDAY	FEB. 1	MINNESOTA (FOX Sports Net)	3:30 PM
Thursday	Feb. 5	at Michigan State	6 pm
Sunday	Feb. 8	at Michigan (FOX Sports Net)	12 pm
THURSDAY	FEB. 12	IOWA	7 PM
Thursday	Feb. 19	at Penn State (FOX Sports Net)	7 pm
SUNDAY	FEB. 22	INDIANA	1:30 PM
Thursday	Feb. 26	at Illinois	7 pm
SUNDAY	FEB. 29	OHIO STATE	7 PM

MARCH

Thur-Mon	March 4-8	at Big Ten Tournament, Indianapolis, IN	
Sat-Mon	March 20-23	NCAA Tournament (1st and 2nd rounds)	
Sat-Mon	March 27-30	NCAA Regionals	
Sun, Tues	April 4, 6	NCAA Final Four, New Orleans, LA	

All Times Central.

Game times are subject to change.

All home games in **BOLD CAPS** are played at the Kohl Center.**UWBADGERS.COM**The Official Website
of Wisconsin Athletics