



LIBRARIES

UNIVERSITY OF WISCONSIN-MADISON

Wisconsin women's basketball 1996-97.

Flarup, Tamara J.; Hubacher, Matt; Wessel, Aline
[Madison, Wisconsin]: University Publications, 2023-01-17



<https://digital.library.wisc.edu/1711.dl/GGIE66N6OXXB28N>

<http://rightsstatements.org/vocab/InC/1.0/>


The libraries provide public access to a wide range of material, including online exhibits, digitized collections, archival finding aids, our catalog, online articles, and a growing range of materials in many media.

When possible, we provide rights information in catalog records, finding aids, and other metadata that accompanies collections or items. However, it is always the user's obligation to evaluate copyright and rights issues in light of their own use.

BADGERBALL



Comin' at Ya!



1996-97 Wisconsin Women's Basketball

Best Places to Live in America

Excerpts Reprinted from *Money Magazine*, July 1996

"Madison, Wis., is not the best place to live, it's the perfect place to live," insists Donna Shalala, former UW Chancellor who became President Clinton's Secretary for Health and Human Services.

We second the sentiment. This year, Madison (and the rest of Dane County) earns the No. 1 position among the 300 biggest U.S. metropolitan areas in our 1996 Best Places to Live in America ranking.

The 390,300 residents of Dane County, 80 miles west of Milwaukee in south-central Wisconsin, have a vibrant economy with plentiful jobs, superb health care, and a range of cultural activities usually associated with cities twice as big. This mid-metro area also offers up a low crime rate and palpable friendliness you might assume are available only in say, Andy Griffith's Mayberry.

So what makes us so mad about Madison? Start with a peppy economy. Madison's absurdly low 1.5% unemployment rate is the lowest of all 300 places we ranked.

Mad City, as locals call it, is also Fun City, especially if you like boats and bikes. The Mendota and Monona lakes are separated by a half-mile wide isthmus that serves as downtown Madison. Add in three other large lakes, and Dane County can satisfy any type of boating preference.

Cyclers have more than 150 miles of bike trails and routes to pedal. In winter, cross country skiers glide through more than 100 miles of trails. For cerebral outings, Madison has five museums including the little-hands-on Madison Children's Museum.

Saturdays in the fall are reserved for rooting on UW's revered Badger football team. Another popular May through October ritual is the farmer's market (on the Capitol Square). Around the corner you can catch an earful at the Madison Civic Center where the Wisconsin Chamber Orchestra and Madison Symphony perform, and Pulitzer prize-winning plays are staged.

Madison is on everyone's short list for ideal places to live. Here is a sampling:

- **July 1996**—*Money* magazine lists Madison as No. 1 among the 300 biggest U.S. metropolitan areas in the Best Places to Live in America ranking
- **July 1995**—*Outside* magazine lists Madison as one of seven "Dream Towns" in the U.S.
- **July 1995**—*USA Today* does a cover story in its "Life" section detailing the virtues of Madison
- **June 1995**—*Zero Population Growth* ranks Madison as the healthiest city in the country to raise children
- **October 1995**—*Paddler* magazine ranked Madison among its top 10 canoe towns
- **October 1995**—*Bicycling* magazine ranked Madison fourth best city in the U.S. and Canada for biking
- **July 1995**—*Swing* magazine ranks Madison first in its top 10 places to live for "generation X-ers" (20-somethings)
- **April 1995**—*U.S. News and World Report* ranks Madison third hottest city for growth
- **August 1994**—*Midwest Living* ranks Madison the best midsize city get-away and Wisconsin the top state for vacation

Money's 10th Annual Survey BEST PLACES TO LIVE IN AMERICA

1. Madison, Wis.
2. Punta Gorda, Fla.
3. Rochester, Minn.
4. Fort Lauderdale, Fla.
5. Ann Arbor, Mich.
6. Ft. Myers/Cape Coral, Fla.
7. Gainesville, Fla.
8. Austin, Tex.
9. Seattle, Wash.
10. Lakeland, Fla.

Table of Contents

Coaching Staff	2	Individual Game-by-Game Review	43
Jane Albright-Dieterle, Head Basketball Coach	2	Team Game-by-Game Review	44
Sue Semrau, Assistant Coach	4	Team and Opponent Highs and Lows	45
Dawn Bryant Crim, Assistant Coach	5	UW Team History and Highlights	46
Angelia Y. Johnson, Assistant Coach	5	NCAA Tournament History	46
Melissa Bruner, Administrative Assistant	5	Wisconsin in the National Polls	46
1996-97 Season Preview	6	All-time Program and Coaching Records	47
1995-96 Season Review	9	Basketball Individual Honor Roll	48
Meet the Badgers	10	Letterwinners/All-Time Uniform Numbers	50
Newcomers	25	The Big Ten Conference	52
Badger Records	27	1996 Big Ten Conference Standings	53
Career Records	27	1996 All-Conference Team	53
Freshmen Records	28	1996 Conference Statistical Leaders	54
Individual Single Game Records	30	1997 Big Ten Composite Schedule	55
Individual Single Season Records	32	Big Ten Opponents	56
Year-by-Year Leaders	35	Non-Conference Opponents	66
Team Single Game Records	36	All-Time UW Tournament Results	69
Team Season Records	37	Records Versus Opponents	70
Field House Records	38	Season-by-Season Results	71
Attendance Records	39	Media Information	75
Badger Roster	40	The Kohl Center	76
1995-96 Statistical Review	41	Badgers Travel the World	78
Final Statistics-Cumulative and Big Ten	41	Radio/TV Roster	80
Individual Superlatives	42	1996-97 Schedule	Back Cover
Stats-at-a-Glance	43	The Wisconsin Experience	Appendix



Quick Facts

School: University of Wisconsin-Madison

Location: Madison, WI

Population: 198,392

Enrollment: 40,005

Nickname: Badgers

Mascot: Bucky Badger

Colors: Cardinal and White

School Song: "On Wisconsin!"

Athletic Conference Affiliations:

Big Ten—Intercollegiate Conference of

Faculty Representatives

NCAA—National Collegiate Athletic

Association, Division I

Chancellor: David W. Ward

Athletic Board Chairman:

Professor. James T. Hoyt

Athletic Director: Pat Richter

Associate Director—Women's

Basketball: Cheryl A. Marra

Women's Sports Information

Director: Tamara J. Flarup

Office: (608) 263-5502

Home: (608) 238-3650

E-Mail: tam.flarup@ccmail.adp.wisc.edu

Fax: (608) 265-8051

UW Media Row: (608) 263-2249

Head Basketball Coach:

Jane Albright-Dieterle (608) 263-5506

jane.albright-dieterle@ccmail.adp.wisc.edu

Career Record: 229-127 (.643) 12 years

UW Record: 41-17 (.707) 2 years

Big Ten Record: 23-9 (.718) 2 years

Assistant Coaches:

Sue Semrau (608) 262-8247

sue.semrau@ccmail.adp.wisc.edu

Dawn Bryant Crim (608) 263-4225

dawn.crim@ccmail.adp.wisc.edu

Angelia Y. Johnson (608) 265-3737

angie.johnson@ccmail.adp.wisc.edu

Melissa Bruner (608) 265-8643

melissa.brunner@ccmail.adp.wisc.edu

Basketball Fax: (608) 263-7849

Mailing Address:

1440 Monroe Street

Madison, WI, 53711

Athletic Ticket Office: (608) 262-1440

1995-96 Record: 21-8; post season-second

round NCAA Tournament

1995 Big Ten Record/Finish:

12-4/3rd - lost in first round conf. tourney

Starters Returning/Lost: 4/1

Letterwinners Returning/Lost: 11/3

Brochure Credits

Written by Tamara J. Flarup, Matt Hubacher

and Aline Wessel

Designed by Barry Carlsen, UW Publications

Contributing Photographers: Jay Salvo, Del

Brown, Greg Anderson, Jeff Miller, Tam Flarup

On the Cover:

Senior guards Keisha Anderson and Katie Voigt will lead Wisconsin this season in its continued climb into national prominence after last season's school-best 21-8 record and second-straight NCAA bid.

Wisconsin On-Line

The Internet's World Wide Web

Wisconsin Intercollegiate Athletics

<http://www.wisc.edu/ath/>

General UW Campus Information

<http://www.wiscinfo.wisc.edu/>

City of Madison, Wisconsin

<http://www.ci.madison.wi.us>

The Big Ten Conference

<http://www.bigten.org>

UW E-Mail Addresses:

UW Women's Sports Information

tam.flarup@ccmail.adp.wisc.edu

diane.nordstrom@ccmail.adp.wisc.edu

Fax on Demand: The University of Wisconsin and the Big Ten Conference utilizes the Info Connection Fax-On-Demand System. For information on any Big Ten School, please call the Wisconsin Sports Information Office.



Jane Albright-Dieterle completed her second year with the University of Wisconsin women's basketball program with back-to-back 20-win seasons and third-place Big Ten finishes.

The 1996 team posted the best record in school history at 21-8, and received its second consecutive NCAA tournament bid and second round appearance. It was Albright-Dieterle's seventh 20-win season in the past eight years, and her sixth NCAA tournament in seven years (at Wisconsin and Northern Illinois). She was named the Women's Basketball Coaches Association District IV Coach of the Year, and was voted *Madison Magazine's* Woman of the Year a second straight year.

Under Coach "A", the Badgers continued the success of her first year which brought Wisconsin just its second winning season in 11 years. The 1995 Badgers were 20-9, and

went further than any team in school history winning their first NCAA tournament game before losing in the second round to fifth-ranked Texas Tech at the 1995 subregional in Lubbock.

She was named the 1995 Big Ten Coach of the Year by her peers when Wisconsin placed third in the Big Ten Conference with an 11-5 record, improving from ninth place in 1994. She achieved her 200th win during that season, and was an *Associated Press* and WBCA Coach of the Year finalist. Her 12-year career record now stands at 229-127 (.643 percent).

Winning and attending the NCAA tournament is the rule rather than the exception for Albright-Dieterle, who left Northern Illinois in 1994 with a decade of accomplishments to her credit. The all-time winningest basketball coach at NIU, she held a 188-110 (.631) mark, and was 140-48 (.744) her last six years, which included five 20-win seasons and four NCAA tournament appearances.

Her last two teams at NIU finished with 24-6 records, and were Mid-Continent regular-season or tournament champions. Both teams attended the NCAA tournament before losing in first-round action. She was honored in 1994 by the Illinois Basketball Coaches Association with her third "Coach of the Year" title in the previous four years.


A four-time conference coach of the year in the Big Ten and both the North Star and Mid-Continent Conferences, Albright-Dieterle began her coaching career in 1981 under one of the game's best in Pat Head Summitt at Tennessee. While a graduate assistant under Summitt, the Volunteers were NCAA Final Four participants in 1982, and NCAA quarter-finalists in 1983.

In 1983, she joined the University of Cincinnati coaching staff as an assistant coach

and recruiting coordinator. A year later she assumed the head coaching position at Northern Illinois where she established a program of national recognition.


Albright-Dieterle has coached four players who have earned six Kodak District IV all-America honors, two Olympic Festival athletes, and two USA team participants in Wisconsin's Barb Franke and NIU player E.C. Hill, a Basketball Writers' Association all-American. She earned Women's Basketball Coaches Association (WBCA) District IV "Coach of the Year" honors in 1996, 1995 and 1990.

Active in USA Basketball, she was the head coach of the 1996 USA R. Williams Jones Cup team which won the gold medal in Taipei, Taiwan, with a perfect 9-0 mark. In 1993, she was the assistant coach for Team USA which earned a bronze medal at the World University Games with a 6-2 record.



Albright-Dieterle helped direct the 1992 USA Junior National team to a 4-1 record and silver medal performance in the Pan American Confederation World Championship in Mexico, and qualifying the United States women for the 1993 Junior World Championship. A year earlier, she was the head coach of the gold medal winning 1991 U.S. Olympic Festival South squad.

The Graham, N.C., native graduated cum laude in health and physical education from Appalachian State University in 1977, where she was a letterwinner in both basketball and volleyball. She taught high school for four years in Spartanburg, S.C., prior to deciding to pursue her coaching career at Tennessee. Albright-Dieterle earned a master of science degree in physical education with emphasis in sports psychology from Tennessee in 1983.



Coach A's popularity and BadgerBall have become the rage in Wisconsin with record attendance at games and at summer camps. Nearly 1,400 young athletes attended the BadgerBall Summer Hoops camp in 1996.

Jane Albright-Dieterle has brought home the gold as a USA Basketball head coach. Her 1996 R. Williams Jones Cup team won the gold medal in Taiwan with a 9-0 record. And, as the head coach of the South team at the 1991 U.S. Olympic Festival, her team also brought home the gold.

ALBRIGHT-DIETERLE'S CAREER HIGHLIGHTS

Coach of the Year Honors

1996-Women's Basketball Coaches Association District IV
Coach of the Year
1995-Women's Basketball Coaches Association District IV,
and Big Ten Conference Coach of the Year
1995-Nominations for AP, Naismith and WBCA
National Coach of the Year awards
1994-Illinois Basketball Coaches Association Coach of the Year
1993-Mid-Continent Conference and Illinois Basketball
Coaches Association Coach of the Year
1991-Illinois Basketball Coaches Association Coach of the Year
1990-Women's Basketball Coaches Association District IV
and North Star Conference Coach of the Year
1989-North Star Conference Coach of the Year

USA Basketball Coaching

1996-USA R. William Jones Cup Team, head coach, gold medal
1993-USA National Team at World University Games,
assistant coach, bronze medal
1992-USA Junior Team at Pan American Basketball
Confederation Junior World Championship,
assistant coach, silver medal
1991-U.S. Olympic Festival,
head coach of the South team, gold medal

National Recognition-Teams

1996-NCAA Tournament 2nd Round
1st Round: Oregon in Nashville, TN, W 74-60
2nd Round: Vanderbilt in Nashville, TN, L 82-96
1995-NCAA Tournament 2nd Round
1st Round: Kansas in Lubbock, Texas, W 73-72
2nd Round: Texas Tech in Lubbock, TX, L 65-88
1994-NCAA Tournament 1st round
at Southwest Missouri State, L 56-75

1993-NCAA Tournament 1st round
at Georgetown, L 74-76
1992-NCAA Tournament 2nd round
1st Round: Louisiana Tech in DeKalb, IL, W 77-71
2nd Round: at Purdue, L 62-98
1991-at NWIT in San Antonio, TX, 7th place
1st Round: vs. Houston, L 71-83
2nd Round: vs. Alabama-Birmingham, L 71-78
3rd Round: vs. Notre Dame, W 84-82
1990-NCAA Tournament 2nd round
1st Round: Texas Tech in DeKalb, IL, W 84-63
2nd Round: at Purdue, L 81-86
1990-NCAA Division I Scoring Leader (94.5 pts. per
game); free throw percentage leader (.775)

Post Season Record: Albright-Dieterle is 4-6 in NCAA games; and
1-2 in the National Women's Invitational Tournament

National Recognition-Individuals


U.S. Olympic Festival
E.C. Hill, NIU-1991
Carol Owens, NIU-1986
Kodak All-Americans (District IV)
Barb Franke, Wisconsin-1995, 1996
E.C. Hill, NIU-1993
Lisa Foss, NIU-1991
Carol Owens, NIU-1989, 1990
U.S. Basketball Writers' All-American
E.C. Hill, NIU-1994
Associated Press All-American
Barb Franke, Wisconsin-1995, 1996 (Honorable Mention)
USA Basketball Team
Barb Franke, Wisconsin-1994
E.C. Hill, NIU-1993

ALBRIGHT-DIETERLE'S CAREER RECORDS

Season	School/Position	Record	Conf.	Head Coach	Team Accomplishments
1981-82	Tennessee-Grad. Asst.	22-10 (.688)		Pat Head Summitt	NCAA Final Four
1982-83	Tennessee-Grad. Asst.	25- 8 (.758)		Pat Head Summitt	NCAA Final Eight
1983-84	Cincinnati-Asst. Coach Recruiting Coordinator	16-12 (.571)		Sandy Smith	
1984-85	N. Illinois-Head Coach	15-13 (.536)	11-7	Jane Albright	MAC Post-Season Tournament
1985-86	N. Illinois-Head Coach	8-19 (.296)	6-12	Jane Albright	
1986-87	N. Illinois-Head Coach	11-16 (.407)	-	Jane Albright	
1987-88	N. Illinois-Head Coach	14-14 (.500)	6-4	Jane Albright	4th, North Star Conference
1988-89	N. Illinois-Head Coach	23- 7 (.767)	12-2	Jane Albright	2nd, North Star Conference
1989-90	N. Illinois-Head Coach	26- 5 (.839)	12-0	Jane Albright	1st*, North Star Conference, NCAA 2nd Round
1990-91	N. Illinois-Head Coach	25-10 (.714)	12-2	Jane Albright	2nd, North Star Conference 7th, National Women's Invitational (NWIT)
1991-92	N. Illinois-Head Coach	18-14 (.563)	8-4	Jane Albright-Dieterle	2nd*, North Star Conference, NCAA 2nd Round
1992-93	N. Illinois-Head Coach	24- 6 (.800)	15-1	Jane Albright-Dieterle	1st*, Mid-Continent Conference, NCAA 1st Round
1993-94	N. Illinois-Head Coach	24- 6 (.800)	18-0	Jane Albright-Dieterle	1st, Mid-Continent Conference, NCAA 1st Round
1994-95	Wisconsin-Head Coach	20- 9 (.689)	11-5	Jane Albright-Dieterle	3rd, Big Ten Conference, NCAA 2nd Round
1995-96	Wisconsin-Head Coach	21- 8 (.724)	12-4	Jane Albright-Dieterle	3rd, Big Ten Conference, NCAA 2nd Round

12 years Head Coach 229-127 (.643)

* Indicates won conference tournament



Sue Semrau

Sue Semrau begins her third year at Wisconsin and her sixth year as the first assistant coach and recruiting coordinator working with Badger Head Coach, Jane Albright-Dieterle. Semrau joined Albright-Dieterle at Northern Illinois in 1991, and contributed to NIU's three straight NCAA tournament appearances. She has continued that success at Wisconsin with the 1995 Wisconsin recruiting class ranking eighth in the country by the Blue Star Index. She has also been a major contributor in the Badgers' two straight NCAA appearances, first-ever, back-to-back 20-win seasons, and best record in program history at 21-8 in 1995-96.

Prior to her appointment at NIU, she was the head basketball coach at Occidental College in Los Angeles for four years. She compiled a 51-47 record at the Division III institution while concurrently serving as the assistant athletic director.

At Occidental, Semrau also coached two seasons of soccer while assuming her regular administrative responsibilities for recruiting, scheduling, fundraising and promotions. She served on the NCAA regional selection com-

mittee and chaired the Southern California Intercollegiate Athletic Conference for women's basketball.

Before coaching at Occidental, Semrau worked as the public relations and promotions director for the L.A. Heat professional soccer team from 1986-87, and served as the public relations director for the Seattle Storm soccer team the previous year. She was the assistant basketball coach at Santa Monica High School in 1986-87.

As a player, Semrau graduated from Shorecrest High School in Seattle, Wash., while earning all-conference honors as a guard her senior year. She attended the University of Puget Sound two years, earning Freshman of the Year honors. In 1984, Semrau transferred to the University of California-San Diego where she ranks 13th in all-time scoring, and fourth in all-time assists in just two years. She graduated with a bachelor's degree in communications from the University of California-San Diego in 1985, and earned her master's degree in athletic administration from the University of Southern California in 1988.

"My staff is tremendous. They inspire me daily to become the best coach I can be. They hold me accountable, and help to create the positive atmosphere in our program. Together we share the same vision of excellence for our student-athletes, and are committed to helping them reach their individual potential as students, people and athletes."

Jane Albright-Dieterle

Sue Semrau and Jane Albright-Dieterle had an audience with the legendary John Wooden last year at Wooden's home in Encino, Calif. Wooden accumulated a 620-147 record and 10 national championships while coaching at UCLA for 27 years (career record was 885-203). The trio discussed all aspects of basketball from defensive philosophies to dealing with pressure to uniform styles. Of the session Coach A said, "The wisdom he gave us was like the first time he ever talked to anybody, but he must have been asked those things thousand of times."



Above: the enthusiastic assistant coaching staff includes (L-R) Angie Johnson, Dawn Bryant, administrative assistant, Melissa Bruner, and Sue Semrau.



Left: Asst. Coach Sue Semrau, former UCLA men's coach John Wooden, Coach Jane Albright-Dieterle.



■ Dawn Bryant Crim

Dawn Bryant Crim returns to coaching in her first year at Wisconsin, but has Big Ten Conference ties as the former graduate assistant coach at Penn State University from 1992-94. She also served as the recruiting coordinator at the University of Kentucky from 1994-95, before returning to Penn State as an athletic development assistant working with special fund raising activities and major capital development projects such as funding the Bryce Jordan Center.

A Philadelphia native and 1985 class valedictorian at Martin Luther King High School, Crim played her collegiate basketball at the University of Virginia graduating in rhetoric and communication studies in 1989. Her degree also included special emphasis course work in public speaking and marketing. While a four-year letterwinner at Virginia, she consistently won the team's leadership and rebounding awards, and served as the team captain her last two years.

She continued her basketball career playing professionally from 1989-90 in Germany where her team won the German Cup Championship. While living in Munich, Crim studied and spoke German, and coordinated promotional campaigns with Mercedes and Puma to increase sponsorship, revenues and attendance. Upon her return to the States, she served as the territory sales manager for Coca-Cola USA in Newport News, VA, and as a sports marketing intern for the Philadelphia Phillies.

Crim earned her Master of Education degree in student personnel services from Penn State University in 1994, where her emphasis was multicultural programming and student development. Her association with the Penn State development office began in 1995 where she helped with the funding of 'Rene's List', a \$100,000 project named for PSU women's basketball coach Rene Portland and designed to provide media support for women's athletics. Crim also served as the radio color analyst for Lady Lion basketball one year.




■ Angelia Y. Johnson

Angelia Y. (Angie) Johnson continues in her third year as an assistant coach with the University of Wisconsin women's basketball program. Johnson works closely with the Hoop Troop BadgerBall Booster group, the Jane's Gems kids club, and she served as the BadgerBall Girls Hoops Camp Co-Director this past summer. In addition she is the academic liaison, oversees pre-season conditioning, and coordinates the athletes' training table.

Prior to coming to Wisconsin in 1992, she was the assistant basketball coach at the Paul G. Blazer High School in her hometown of Ashland, Ky., from 1991-94. She was also the head coach for the George M. Verity Mid-

dle School one year where her seventh and eighth grade teams combined for a 35-5 record, and coached the Crabbe Elementary school grade school girls.

Johnson was a scholarship player at the University of Louisville from 1987-91. A 5-11 center, she still ranks among the top 10 in career records at Louisville in rebounds and games played with 621 caroms in 120 games played. She led her team as a junior in rebounding with 7.1 per game, and in free throw accuracy hitting .750 percent. A biology major, she was honored as the Ed Kallay Senior Award winner in 1991, and was a Woodford R. Porter Scholar, 1987-91.



■ Melissa A. Bruner, Administrative Assistant

Melissa A. Bruner begins her second year at Wisconsin as an administrative assistant to the Badger basketball program.

The Ohio native received her business administration and accounting degree at Coe College in Cedar Rapids, Iowa, and earned her master's degree in physical education with a concentration in athletic administration from Ohio University in June of 1995. While pursuing her studies at Coe, Bruner was a multi-sport letterwinner and earned high distinction for her academic pursuits as a member of Mortar Board and Phi Kappa Phi honor society.

She lettered in softball four years, and basketball, tennis, and volleyball two years. She earned academic all-conference in each sport,

earning recognition for her athletic and academic achievements, and was a national GTE Academic all-American her senior year. She also served as a residence hall supervisor and was active in several student activities committees.

Bruner served as a graduate assistant and teaching associate at Ohio University providing the athletic director with various student academic services and assisting in compliance issues.

In her position at Wisconsin, Bruner assists Jane Albright-Dieterle in public relations scheduling, team travel arrangements, budget preparation, serves as camp co-director, schedules practice facilities, and assists with all administrative matters regarding Wisconsin Women's Basketball.

BadgerBall burst on the scene in 1994, setting attendance records and bringing Wisconsin into national limelight with back-to-back 20-win seasons and two NCAA appearances.

In 1995-96, under the direction of second-year head coach Jane-Albright-Dieterle, Wisconsin posted a program-best 21-8 record including its second-straight NCAA tournament win, before losing in the subregional finals to Vanderbilt. It was just the third NCAA tourney bid in school history.

"I definitely think the guards set the tempo. They dictate whether or not you are going to have an inside game. Both Keisha and Katie have proven to be extremely unselfish by passing the ball and by getting it inside. I think it's a great one-two punch to have two such experienced guards in the backcourt, especially the year after you lose your all-time leading scorer."

Jane Albright-Dieterle

In conference action, Wisconsin was third in the conference for the second straight year with a school-best 12-4 record. It was just the fourth time a UW women's basketball team finished third or better in the conference since 1974. The Badgers led the Big Ten in attendance and ranked fourth in the nation with 7,884 per game.

With the return of four starters, Wisconsin looks to continue its rise nationally and in the Big Ten. The Badgers achieved a program-high ranking of eighth in the *Associated Press* poll last year, and finished the year ranked 18th in the AP, and 20th in the *USA Today* polls.

Despite the graduation of three seniors including forward Barb Franke, Wisconsin's all-time leading scorer with 1,994 points, the Badgers would like to take advantage of the winning momentum demonstrated the past two years by consecutive program-best records of 20-9 and 21-8.

■ Four Starters Return

Among the four starters returning are speedy point guard Keisha Anderson, a two-time, second-team all-Big Ten selection. The 5-7 Anderson averaged 12.7 points while also setting the season conference and UW steals records last year with 124 (4.3 per game). She also set the UW assists record with 195 (5.3 per game), and is expected to top the UW career charts in each category by the completion of her senior season. Her name is whispered in pre-season all-America lists with good reason as she is often acclaimed to be the best point guard in the Big Ten this season.

Her backcourt peer is 6-1 senior Katie Voigt, Wisconsin's top returning scorer. UW's premier three-point shooter, Voigt averaged a career-best 14.4 points per game. As the Badgers' all-time leader in free throws, Voigt missed just eight last year shooting .887 percent (63-71). Named all-Big Ten honorable mention in 1996, Voigt has the height and ability to see the floor and appears destined to have her best year at Wisconsin this season.

Junior 6-2 power forward Ann Klapperich also had a stellar 1995-96 season averaging 13 points and a 5.5 rebounds. A two-year starter and the top returning rebounder, she is aggressive on the boards, but also possesses a gentle shooting touch. She tied Barb Franke for best field goal percentage as a sophomore hitting .528 percent including the first three-point goals of her career (4-8). She ranks fourth in career free throw shooting with 161-214 for .752 percent.

Sophomore 6-0 swing player Tanisha Boston made her starting debut last season averaging 5.0 points and 3.7 rebounds. After a year in the system, Boston is expected to be a major contributor on defense and offense where her speed and agility will be highly valued.

■ Top Returnees

Senior Karie Cattanach started 25 of 29 games last season averaging 3.6 points. The 5-10 swing player is Wisconsin's second three-point threat after Voigt, ranking third in career shooting with 69 of 192 field goals for .351 percent.

Junior forwards Jennah (Burkholder) Hartwig and Jenny Rhodes both averaged 11 minutes per game last season. Hartwig returned after a year off to average 2.9 points and 2.1 rebounds in 29 games. While learning a new position facing the basket, Hartwig showed a defensive prowess that doesn't show up in the stats. One of the best athletes on the team, Hartwig runs the floor

extremely well and has a nose for rebounding. Rhodes averaged 2.0 points and 2.4 rebounds in 27 games.

Wisconsin sophomore Amy Wiersma spent the year in tutelage behind Franke, and became educated in the college system. Returning from anterior cruciate surgery on her knee in 1995, Wiersma played sparingly in all 29 games, averaging 3.1 points and 2.7 rebounds. Wisconsin's only true center, the 6-5 sophomore is a projected starter after a year of improving her strength and conditioning while finding out what college ball is all about.

■ Newcomers Bolster Roster

Wisconsin welcomes three quality players in freshmen guards Dee Dee Pate of Milwaukee (WI) Washington and Kelley Paulus of LaCrosse (WI) Central, and center Missy Konieczny of Portage (WI), all of whom are projected to see plenty of playing time.

Pate is a 5-5 point guard very much in the mold of Keisha Anderson. A two-time all-state first-teamer, she averaged 10 points, 6 assists and 5 steals per game as a senior. Pate was ranked No. 64 in the nation and No. 1 in the state by the *Blue Star Index*. She's also a two-time honorable mention all-America by *Street and Smith*. Other recruiting services listed her as the third or fourth best point guard in the nation. In 1996, she led her team to an unprecedented third-straight WIAA Division I state title and a 25-2 record (75-5 past three years).

Paulus, a 5-11 shooting guard, is a two-time honorable mention *Street and Smith* all-American. As a senior she averaged 26.7 points, 9.2 rebounds, 4.5 steals and 3.6 assists per game while shooting 52 percent from the floor and 71 percent from the line. A two-time, first-team all-state selection in both basketball and softball and 1996 Wisconsin Basketball Coaches Association Player of the Year, Paulus led LaCrosse Central to a record of 61-5 before losing in the state regionals as a senior. Her team was runner-up in the state tournament two years (1994, 1995) to Milwaukee Washington.

Konieczny, a 6-2 post player, was considered the top center in the state. She averaged 19.2 points, 12.4 rebounds and nearly four blocks per game while shooting 68 percent from the floor. Konieczny finished her career with 1,726 points and 1,078 rebounds. She earned second team AP all-state honors and was an honorable mention player on the *Milwaukee Journal-Sentinel's* all-state team. She led her team to a 22-3 record before bowing out in the 1996 WIAA Division 2 semi-finals.



Wisconsin earned its second, consecutive bid to the 1996 NCAA Championship and had record-setting crowds while having its best record in school history at 21-8.

After two consecutive NCAA bids and two third-place conference finishes, what do you see your team accomplishing in year three?

COACH A: We want to build on the foundation that we've laid the last couple of years. There are definitely areas we can improve and hopefully the end result will be a better team than we have been in the past.

What's the difference between this ball club and last year's team?

COACH A: Hopefully, we will be more consistent and not have as many highs and lows. Realistically, we think we can compete outside the Big Ten with the Tennessees' and Georgias'. We are a little tougher mentally by playing those teams. We've had more experiences, good and bad, that have made us tougher. Experience gives you a lot more wisdom. The past mistakes we've made as a unit hopefully won't happen now or at least as often.

We've seen the big picture clearer for two years. The first year we were just happy to compete. Last year, the success came fast. We did not do a good job of handling being the No. 8 team in the country (AP Feb. 5). Now we need to consider our expectations and say it's okay to have high expectations, and not be distracted by all the hoopla of getting national attention. We've had sellouts. When we have another one, it will be another day at the office, and that's how it needs to be.

Backcourt experience is critical ... How key is the play of Keisha Anderson and Katie Voigt?

COACH A: Katie and Keisha bring a lot of competence to the team. They have had three very successful seasons, but in different ways. They know it's their last shot at getting what they exactly want individually, and as a team. They are both Wisconsin kids. They've been excited and inspired by what's happened the last couple of years in their home state, but they want to take it to another level. I think they will pay the price to do that.

"I think we will have some new looks offensively. I am ready to branch out and try some different things. We have a very big team which gives us some versatility that we've never had."

Jane Albright-Dieterle

We definitely have experience going for us with Keisha and Katie in the backcourt. One thing we shouldn't have to worry about is handling the ball and teams pressing us. It should open up some good opportunity to let some of the younger people play and get some experience. So the following year, when we do graduate those two great play-

ers, we still will return some experience there.

I definitely think that guards dictate tempo. They dictate whether or not you are going to have an inside game. Both of them have proven to be extremely unselfish by passing the ball and getting it inside. Keisha is often doing all the little defensive things that she doesn't get a lot of credit for. It's a great one-two punch to have two such experienced guards in the backcourt, especially the year after you lose your all-time leading scorer.

What are going to be the keys to success this season in regard to the other starters. How key is the development of Tanisha Boston and Amy Wiersma?

COACH A: I think the timing is right for Ann Klapperich to go to another level of who she wants to be on the court, in practice, and off the court. She has established herself as a favorite and someone who is maybe the most intense player to play the game that people have seen on this team. Last year she was able to capitalize when people were double or triple teaming Barb. She'll be the person inside now that people will try to stop. She wants that challenge and welcomes it. I have a lot of confidence that she will be able to take her game to another level.

The freshmen got a taste of the Big Ten and the toughness of it, physically and mentally. They now know what you have to do to compete at that level. I think they are working extremely hard this summer to become stronger physically and more skilled physically. I think their biggest shock was the physical strength and conditioning you had to have to compete at a high level in the Big Ten. You can't make that up in just a couple of months. You need a longer period of time. I've seen them grow over the course of their freshman year, particularly in the spring and this summer. I'm very optimistic that they're putting what they've learned to use.

All-time leading scorer, Barb Franke, was a big part of this program for many years. What is the post-Franke era going to be like?

COACH A: One of the good things about someone like Barb is that she was a great picture as to what we want our athletes to be like. She was a great example and role-model for them. There were a lot of situations where they saw how Barb reacted in them. That she was positive to the media, to the public, on the practice floor, and on the game floor. The team could see her work ethic and those type of things. A picture like that, it's like the old cliché, a picture is worth a thousand words, and now they will get to

"Another team positive is they've learned how to be intense and have fun, and that you can do both at the same time. You just don't have to be all fun or be so ultra serious. You can do both at the same time. We want them to do both. We don't just want to compete."

Jane Albright-Dieterle

try to paint their own picture based on what they have in their mind.

Do you see BadgerBall changing or evolving in the post-Barb Franke era and with the new personnel?

I always want to see it get better. I think we have to keep putting a better product on the floor—sharpen it up. We want it to get better. We will have some new looks offensively. I am ready to branch out and try some different things. We have a very big team which gives us some versatility that we've never

had. I need to be challenged to be able to come up with something that will fit that more. Rebounding was a problem last year. We need to emphasize that from the very start. It was a thorn in our side last year. Hopefully, we will have some people step up and think that is important and do it, not just talk about it.

Along with more depth this season, what are the other team strengths?


COACH A: We will definitely be stronger and quicker. They've been on our weight program even longer now. We will be able to push them more in conditioning this fall. Their weight has really tapered off and gotten to where we really want them. Physical conditioning is something that they've all bought into. The other thing is they've learned how to be intense and have fun, and that you can do both at the same time. You just don't have to be all fun or be so ultra serious. You can do both at the same time. We want them to do both. We don't just want to compete.

You have some talented newcomers. Do you see the recruits contributing right away?

COACH A: We are very optimistic about all three of them. At the same time, I was very humbled last year in my anticipation of how long it took the freshmen to really catch on to what Big Ten play was. So, I don't know that I realistically can say how quickly they will help us at the level we want to play.

Kelly Paulus is extremely talented. She has a pull-up jump shot. That's some-

Wisconsin speedster, Keisha Anderson, reset both the UW assists (195) and steals (124) season records last year. The senior point guard set a Big Ten season record of 76 steals averaging a conference-high 4.3 per game.



Junior Ann Klapperich presents a strong presence at the post and is the top returning rebounder with her 5.5 per game average. A two-year starter, she is the second-leading returning scorer with her career-best 13.1 points per game last year.

thing that all of the teams that beat us had—someone who could just pull-up and hit a jumper with somebody guarding them. She is from a great high school program. She's had a lot of positive experiences in athletics, not just basketball. She is a great softball and volleyball player, and has been successful in all the different areas of her life. She brings to us an attitude of high expectations, and we really appreciate that.

Dee Dee is the same thing. Three state championships in a row—the high expectations that she will have of herself. She has a great attitude about backing Keisha up, and I think you may sometimes see them on the court at the same time. She will add a lot of things to us, and we're excited about that.

Missy Konieczny is a big body who's very, very strong. Her height and strength are going to be a real huge asset to us this year.

Talk about the addition of Georgia and Tennessee to the schedule, and that Wisconsin is playing for the first time in the Big Ten-SEC Challenge. What does that say about the program?

COACH A: It just says that we want to compete with the best programs in the country. We are not scared to go out and try to do that. That's really what I want them to have—the opportunity to compete against the top programs in the country; compete against



two teams that were in the NCAA Final Four national championship game. We already know about the great teams in the Big Ten that will give us tests. It is our responsibility to bring the best basketball in the country to Madison—to acknowledge that there is life outside of our conference. It was very obvious to me by the way our town reacted to Tennessee coming here that they were disappointed that we couldn't beat them, but they were more encouraged that we tried.

Talk about Wisconsin's experience at the conference tournament.

COACH A: It hasn't been good. It has been very frustrating, but it's been necessary for our growth. Both times we were able to regroup, and come back and have two great rounds in the NCAA tournament. It has been very disappointing in different ways. Not nearly as disappointing last year, because I don't think we exactly fell on our face. But, something we need to prove we can do for ourselves, more so than for anybody else—to prove to ourselves we can compete in the conference tournament. We have competed against those teams all year. There is not a team in the Big Ten that we have not beaten in the last two years. That was something that was important to establish—to erase past memories of a lack of success against some programs.

Is Wisconsin a Sweet-16 team?

COACH A: We have to see how fast leadership roles are filled. We have to be better at scoring at some positions. We have to play 5-on-5 not 5-on-3 or 5-on-4. If things go well for us, it certainly could be the best team we have ever put on the floor. But they are going to have to answer some question marks, and understand that people will have questions about them. When the going was tough, we went to Barb Franke last year. Now, when the going is tough, who is going to step up? I think it will be a combination of people, and I am very confident that someone will do that.

How do you feel about your career at Wisconsin thus far?

COACH A: Wisconsin has proven to be a very magical state for women's basketball. You go back to the attendance rankings. The three schools that are above us have a very long and rich history of women's basketball, 10 or 15 years of success. What we don't want to be is the bright fire that goes out quickly. We want to establish ourselves as the bright fire that gets brighter and brighter. We want to keep a check on ourselves—know that we still have to outwork everybody—keep things in perspective, but I really think Wisconsin is kind of like the Land of Oz in its own little way in what we've been able to do.

1995-96 HIGHLIGHTS

Received a second consecutive NCAA Basketball Tournament bid, just the third in school history and the No. 6 seed in the Mideast

NCAA Mideast Subregional Finalists, Round of 32, losing to Mideast Champion Vanderbilt

21-8, the best record in UW history and a second consecutive 20-win season

Third place Big Ten finish with a school-best 12-4 record

Achieved the highest national ranking in school history at 8th in the AP poll, and finished the year ranked 18th in the AP poll and 20th in the *USA Today*

Had two game sellouts and ranked first in the Big Ten and fourth nationally with all-time attendance records of 7,884 per game and 8,433 in Big Ten games

Head Coach Jane Albright-Dieterle voted the WBCA District IV Coach of the Year for the second straight time

Barb Franke, named Kodak All-American honorable mention by a vote of the WBCA District coaches, was just the third UW player to be named first team all-Big Ten

Keisha Anderson was named second team all-Big Ten for the second straight year

Katie Voigt was a GTE/CoSIDA Academic all-America District V team member and one of five athletes earning Academic all-Big Ten honors, the most players of any Big Ten school

Wisconsin began the season with an 18-2 record and achieved a school record high of eighth in the national AP poll. The Badgers were ranked in the pre-season at 22nd, and were ranked nationally all season for the first time.

Despite losing five of its last seven games to close the regular season, two to top-10 opponents Iowa and Tennessee, the Badgers had good fortune as part of the most successful campaign in school history.

The Badgers won two games by one point, beat Purdue in double-overtime, and beat then-No. 10 Penn State for the first time ever by 18 points. Wisconsin proved to be an efficient scoring machine in rolling over opponents by an average margin of 12 points. The loss to then-No. 6 Tennessee on Feb. 8 stopped a school record 10-game winning streak.

Of Wisconsin's eight losses, three were on the road to unranked teams—Indiana, Michigan State, and to Ohio State at the Big Ten tourney. The remaining five losses were to top-10 teams No. 9 Texas Tech, 69-77, No. 4 and eventual 1996 national champion Tennessee, twice to No. 7 Iowa, 48-68 and 63-67, and to 12th-ranked Vandy in the NCAA tourney. Wisconsin was 3-5 against nationally-ranked teams, and 7-7 against 1996 NCAA qualifiers.


In Big Ten tournament play, the third-seeded Badgers lost to Ohio State, 72-58 in the quarterfinals, the second straight year Wisconsin bowed out of the tournament early.

Senior center Barb Franke earned all-Big Ten first-team honors by a vote of the media and coaches' panels. She was just the third Badger to earn first-team honors. Franke was a second-team pick the last two years, and was Big Ten Freshman of the Year in 1992. Teammate Keisha Anderson was named second-team all-Big Ten for the second-straight year, and Katie Voigt earned honorable mention honors by the media panel.

Jane Albright-Dieterle was voted WBCA District IV Coach of the Year by her peers for the second-straight year.

Wisconsin's had its best season in school history at 21-8, gained its second consecutive 20-win season, and finished third in the conference for the second-straight year with a 12-4 record.

The Badgers received an at-large bid and were the No. 6 seed in the Mideast Regional for their second-straight appearance in the NCAA Tournament. Wisconsin beat the Pac-10 third-place team, Oregon, 74-60, before losing, 82-96, in the second round to the subregional host and 12th-ranked Vanderbilt, the No. 3 seed in the Mideast.



Senior
5-10 Point Guard
Racine, WI
Washington Park High School/
University of Arizona
Coach: Jim Kerkvliet

Career Single Game Highs:

Points—22 (three times)
 Field Goals—9 (three times)
 Field Goal Att.—20 vs. Purdue, 1/27/95
 3-Pt. Goals—4 vs. Minnesota, 2/5/95
 3-Pt. Att.—7 (twice)
 Free Throws—10 vs. Ohio State, 1/7/96
 Free Throw Att.—12 vs. Ohio State, 1/7/96
 Rebounds—13 vs. Iowa, 1/6/95
 Assists—12 vs. W. Illinois, 12/7/95
 Steals—9 vs. W. Illinois, 12/7/95
 Blocks—2 vs. Marquette, 2/9/95

Anderson's NCAA Participation:

1996: 1st and 2nd Rounds, Nashville, TN
 1995: 1st and 2nd Rounds, Lubbock, TX

10 KEISHA ANDERSON

1995-96: An exciting player to watch and all-America candidate with her pin-point passing, aggressive defense, shooting ability and up-tempo tactics ... named 1996 second team all-Big Ten for the second-straight year ... the "queen of thefts" had a career-year with 124 steals (4.3 per game) surpassing her own UW season steals record of 109 ... she led the Big Ten while setting the record in conference only games (76) ... set the all games Big Ten record of 124 ... ranks fifth in UW career steals with 233 ... surpassed her own UW season assists record of 153 with 195 for 6.7 per game ... ranks fifth in career UW assists with 348 after just two years ... averaged 12.7 points per game (fourth on team) and tied her career high of 22 points against Ohio State ... had a career high 12 assists and tied a school record with nine steals vs. Western Illinois ... had two double-doubles (assts/points) ... Big Ten Player of the Week ... earned team defensive excellence award ... **1994-95:** Led the Big Ten and set the UW season steals record with 109 (3.75 average) falling just four shy of the Big Ten Conference season record ... set the UW season assists record with 153 and ranked third in the Big Ten Conference averaging 5.3 per game ... had a career high 22 points against Purdue and had a career high 13 rebounds against Iowa ... has the ability to take over a game and led the UW in scoring in six games ... named to the St. Mary's all-tournament team ... broke her nose Feb. 3 but played 31 minutes that same night and did not miss a minute of play due to injury ... named second team all-Big Ten and one of five all-Big Ten Top Newcomers by SportsChannel ... earned a team award for defensive excellence ... was the Badgers' representative on the Big Ten all-star team that traveled to Japan the summer of 1995 ... averaged six assists, 5.2 steals and 10.8 points per game on the UW European tour ... **1993-94:** Red-shirt year after transferring from the University of Arizona ... **1992-93:** Point guard at the University of Arizona leading the Wildcats in scoring with 11.5 points per game ... started 26 of 27 games ... led the team in assists with 4.8 per game ... also averaged 4.0 rebounds per game ... named to the All-PAC 10 Freshman team ... leading scorer for the West team at the 1993 U.S. Olympic Festival ... **High School:** 1992 Gatorade Player of the Year ... 1991 and 1992 *Associated Press* first-team all-state ... averaged 22 points, eight rebounds, eight steals and six assists per game her senior year ... 1992 Kodak Prep All-America first-team selection ... 1992 *Parade* fourth-team all-America ... two-time *Milwaukee Sentinel* Player of the Year ... three-time first team selection by *Sentinel* and *Milwaukee Journal*

The Anderson Profile

Personal: Born 5-8-74; parent is Mary Jeffries; Nickname is K-dander

Interests: Favorite Subject: Afro-American Studies ... Favorite Meal: Lasagna ... Favorite Color: Black

Favorite Activities: Listening to music, playing the drums

Favorite sport(s) other than basketball: Track and Field

Favorite place to vacation: Somewhere I've never been

Most Memorable Basketball Achievement: Being selected to the U.S. Sports Festival Team in Summer, 1993

Toughest opponent I've faced: Tina Nicholson, Penn State, and Michelle Marciniak, Tennessee

Favorite arena I've played in: Texas Tech

If I were one of the following, what would I be? Movie: Speed ... Country: United States ... Car: Volkswagen Jetta ... Tree: Fuji

If I could invite four people from any time period to dinner, they would be: Michael Jordan, Oprah Winfrey, Jada Pickett, and Bill Clinton

Major: Afro-American Studies


Career Goal: Law school


What I like best about the UW: Its willingness to try new things

Why I came to Wisconsin: "It offered a diverse campus, and is a great place for opportunities."

Anderson's Career Record:

Season	G/S	FG	FGA	PCT	3PT	3PTA	PCT	FT	FTA	PCT	REB	AVG	PF/D	A	TO	BL	ST	MIN	PTS	AVG
1993-94	Redshirt year																			
1994-95	29/29	147	345	.426	17	69	.246	69	100	.690	133	4.6	80/2	153	112	5	109	979	380	13.1
1995-96	29/29	138	330	.418	5	12	.417	87	117	.744	114	3.9	69/2	195	110	1	124	955	368	12.7
Totals	58/58	285	675	.422	22	81	.272	156	217	.719	247	4.3	149/4	348	222	6	233	1934	748	12.9





**6-0 Sophomore
Forward
Milwaukee, WI
Milwaukee Bay View
Coach: Eugene Graham**

Career Single Game Highs:

Points—13 vs. Michigan, 12/27/96
Field Goals—5 (twice)
Field Goal Att.—9 vs. Minnesota, 2/4/96
3-Pt. Goals—1 (several times)
3-Pt. Att.—2 (three times)
Free Throws—5 vs. N. Iowa, 1/16/96
Free Throw Att.—6 vs. N. Iowa, 1/16/96
Rebounds—9 (twice)
Assists—3 vs. Illinois, 1/21/96
Steals—5 vs. Purdue, 1/26/96
Blocks—2 vs. Indiana, 12/29/96

Boston's NCAA Participation

1996: 1st and 2nd Rounds, Nashville, TN

Boston's Career Record:

Season	G/S	FG	FGA	PCT	3PT	3PTA	PCT	FT	FTA	PCT	REB	AVG	PF/D	A	TO	BL	ST	MIN	PTS	AVG
1995-96	25/4	45	112	.402	3	15	.200	32	51	.627	93	3.7	37/0	24	39	2	27	436	125	5.0
Totals	25/4	45	112	.402	3	15	.200	32	51	.627	93	3.7	37/0	24	39	2	27	436	125	5.0

33 TANISHA BOSTON

1995-96: One of the Badger's strongest athletes ... earned a starting position for two games prior to her ankle sprain on Valentine's Day and missed the next four games ... returned for the Big Ten tournament, and started again during NCAA tourney play ... received the starting nod after improving to fifth in scoring averaging 5.0 points and 3.7 rebounds per game ... averaged 20 minutes a game ... very effective defensively where her strength and agility are essential ... had a career high five steals against Purdue ... a dangerous scorer, can drive or shoot the three ... has career highs of 13 points and 9 rebounds ... was the Badger representative on the Big Ten all-Star trip to Denmark and Sweden during summer of '96, averaged 6.4 points, 2.8 rebounds, 1.2 assists and shot 62.5% ... **High School:** 1995 *Associated Press* Wisconsin state player of the year ... strong player, aggressive on defense, great rebounding instincts ... averaged 21 points, 17 rebounds, and seven assists as a senior ... school's all-time leading scorer and rebounder ... 1993 and 1994 *Associated Press* first-team all-state honors ... averaged 22.6 points and 14 rebounds as a junior ... ranked among the top 50 prospects in the country by Joe Smith ... played in the National AAU Tournament ... 1995 state shot put champion (42'-11") and runnerup in discus ... 1994 state discus and shot champion ... runner-up state champion in the discus in 1993

The Boston Profile

Personal: Born 6-3-77; parents are Hal and Lori Boston; Nickname is T. Bos

Interests: Favorite Subject: English ... Favorite Meal: Tacos ... Favorite Color: Red

Favorite Activities: Playing basketball

Person(s) Most Admired: My father

If I were one of the following, what would I be? Movie: Dumb and Dumber ... Food: Taco ... Flower: Rose ... Country: United States ... Car: Jeep Cherokee ... Tree: Oak

If I could invite four people from any time period to dinner, they would be: Grant Hill, alone

Favorite sport(s) other than basketball: Football

Favorite place to vacation: Atlanta

Most Memorable Basketball Achievement: Leading rebounder and winning in double-overtime against Purdue

Toughest opponent I recall facing: Tennessee's Chamique Holdsclaw

Favorite arena I've played in: Field House

My basketball superstitions: Wearing dark socks or long socks

Major: Letters and Science

Career Goal: To be the best player I've ever seen play

What I like best about the UW: I like the friendly people

Why I came to Wisconsin: "I chose the UW because the team members and coaches had great personalities."





Junior
6-0 Forward
Janesville, WI
Parker High School
Coach: Tom Klawitter

Career Single Game Highs:

Points—2 (several times)
 Field Goals—1 (twice)
 Field Goal Att.—3 (several times)
 3-Pt. Goals—0
 3-Pt. Att.—0
 Free Throws—2 vs. St. Mary's, CA, 11/26/94
 Free Throw Att.—2 (twice)
 Rebounds—4 vs. Marquette, 2/9/95
 Assists—1 (several times)
 Steals—1 (several times)
 Blocks—0

Burkholder's NCAA Participation:

1996: 1st and 2nd Rounds, Nashville, TN
 1995: 1st and 2nd Rounds, Lubbock, TX

Burkholder's Career Record:

Season	G/S	FG	FGA	PCT	3PT	3PTA	PCT	FT	FTA	PCT	REB	AVG	PF/D	A	TO	BL	ST	MIN	PTS	AVG
1994-95	8/0	1	8	.125	0	0	.000	3	4	.750	7	0.9	4/0	0	3	0	1	22	5	0.6
1995-96	10/0	3	12	.250	0	0	.000	0	0	.000	5	0.5	3/0	3	3	0	2	26	6	0.6
Totals	18/0	4	20	.200	0	0	.000	3	4	.750	12	0.7	7/0	3	6	0	3	48	11	0.6

43 MICHELE BURKHOLDER

1995-96: Started the second half against Ohio State and sparked the team, but usually plays a reserve role ... appeared in a career-high 10 games and averaged three minutes ... sister is Jenna Hartwig, a Badger forward ... named academic all-Big Ten ... Dean's List both semesters ...

1994-95: Played a reserve role appearing in eight games and averaging three minutes on the season ... **High School:** Member of the 1993 Wisconsin State Division I championship team ... averaged 14 points and 10 rebounds per game as a junior ... earned *Associated Press* second team honors in 1993 and was named first team all-Big Eight Conference ... played only three games her senior season after having anterior cruciate knee surgery during the summer of 1993

The Burkholder Profile

Personal: Born 3-7-76; parents are Evie and John Burkholder; Nickname is Molly

Interests: Favorite Subject: Art ... Favorite Meal: Cereal and frozen yogurt ... Favorite Color: Fuschia

Favorite Activities: Sports, drawing, swimming, rollerblading

Favorite place to vacation: Anywhere there is a beach

To calm my nerves before a game I Braid Ann's hair so tight that my hands hurt


If I were one of the following, what would I be: Movie: *Dazed and Confused* ... Food: "Sweets" ... Flower: Bleeding hearts ... Country: Australia ... Car: Convertible ... Tree: Willow

If I could invite four people from any time period to dinner, they would be: Marilyn Monroe, Michael Jordan, Jackie Kennedy, and Troy Aikman

Major: Industrial engineering

What I like best about the UW: Social atmosphere

Why I came to Wisconsin: "It's close to home, and it is one of the top academic schools."



1995-96: Began law school this fall after graduating with a bachelor of arts in business: marketing, management and human resources ... started 25 of 29 games as a junior in her first year as a full-time starter, but came off the bench for Tanisha Boston in the NCAA tournament ... averaged 3.6 points and 2.0 rebounds in 24 minutes of play ... can be a scoring threat, but her value is in the other things she does like dishing good entry passes to the posts, and playing defense ... second to Voigt in three-point shooting hitting 29-78 for .372 percent ... hit a career-high 17 points, including five-of-seven treys, in December vs. Austin Peay ... is third in UW career three-point shooter hitting 69-192 field goals for .359 percent ... named academic all-Big Ten a second year ... **1994-95:** A top reserve and major threat from three-point land hitting 41 percent of her treys (14-34) in the Big Ten season while averaging 3.4 points in 12 minutes of play ... capable of a big game hitting a career high 14 points against Indiana shooting four-of-five from beyond the arc ... earned academic all-Big Ten honors ... received a team award for community service excellence ... **1993-94:** Returned from knee surgery a year ago to play a reserve role in all 27 games ... averaged 2.3 points and 1.6 rebounds while playing 10 minutes per game ... **1992-93:** Redshirt year ... **High School:** 1992 *Associated Press* first-team all-state selection ... injured right knee during a WIAA sectional game and underwent reconstructive surgery in April of 1992 ... averaged 22 points, six assists and five steals per game her senior year ... was a first-team all-conference and all-Oshkosh player four years ... led conference in scoring and assists ... all-area and all-conference MVP as a senior ... averaged 16 points, nine rebounds, and 5.6 assists per game while playing for the 1991 WIAA Division 3 Championship ... also played volleyball and softball earning all-conference honors

The Cattanach Profile

Personal: Born 2-5-74; parents are Tom and Lynn Cattanach; Nickname is Kit Kat

Interests: Favorite Subject: Business Law ... Favorite Meal: Pizza ... Favorite Color: Mauve

Favorite Activities: Reading, waterskiing, boating, volleyball

Favorite place to vacation: anywhere with sun and water

Most memorable basketball achievement: Playing in front of a sellout crowd


Toughest opponent I've faced: Chamique Holdsclaw, Tennessee

Person(s) Most Admired: My parents

If I were one of the following, what would I be? Movie: Beverly Hills Cop ... Food: Chocolate Chip Cookie Dough ... Flower: Snapdragon ... Country: Greece ... Car: "Kit" from Knight Rider ... Tree: Poplar

Major: Law

Career Goal: Corporate Attorney: "I would like to take over corporations and make the world a better place."



Graduate Student in Law School

5-10 Forward/Guard

Markesan, WI

Markesan High School

Coach: Dan Sigurslid

Career Single Game Highs:


Points—17 vs. Austin Peay, 12/2/95
Field Goals—6 vs. Austin Peay, 12/2/95
Field Goal Att.—10 vs. Ill.-Chicago, 12/13/94
3-Pt. Goals—5 vs. Austin Peay, 12/2/95
3-Pt. Att.—8 vs. Baylor, 11/25/94
Free Throws—3 vs. Ill.-Chicago, 12/15/94
Free Throw Att.—4 vs. Ill.-Chicago, 12/15/94
Rebounds—6 vs. Illinois, 1/22/95
Assists—4 vs. Penn State, 11/28/96
Steals—3 vs. Baylor, 11/25/94
Blocks—2 vs. Ohio State, 1/7/96

Cattanach's NCAA Participation:

1996: 1st and 2nd Rounds, Nashville, TN
1995: 1st and 2nd Rounds, Lubbock, TX

Cattanach's Career Record:

Season	G/S	FG	FGA	PCT	3PT	3PTA	PCT	FT	FTA	PCT	REB	AVG	PF/D	A	TO	BL	ST	MIN	PTS	AVG
1992-93	Redshirt Year																			
1993-94	27/0	23	71	.324	14	46	.304	3	9	.333	42	1.6	31/0	8	14	1	13	281	63	2.3
1994-95	29/0	34	88	.386	26	68	.382	6	8	.750	42	1.4	29/0	25	19	4	13	357	100	3.4
1995-96	29/25	36	104	.346	29	78	.372	2	8	.250	58	2.0	49/0	45	34	2	20	679	103	3.6
Totals	85/25	93	263	.354	69	192	.359	11	25	.440	142	1.7	109/0	80	67	7	46	1317	266	3.1



**6-0 Sophomore
Forward
Oconomowoc, WI
Oconomowoc High School
Coach: Arno Kirchenwitz**

Career Season Single Game Highs:

Points—0
Field Goals—0
Field Goal Att.—1 (twice)
3-Pt. Goals—0
3-Pt. Att.—0
Free Throws—0
Free Throw Att.—0
Rebounds—
Assists—0
Steals—1 vs. Michigan, 12/27/95
Blocks—0

Cleary's NCAA Participation

1996: 1st and 2nd Rounds, Nashville, TN

32 CHRISTINE CLEARY

1995-96: Walked-on last season ... played sparingly in four games ... **High School:** 1995 Four-year letterwinner in both basketball and tennis ... earned first team all-conference honors in both sports her senior year and went to the state championship in tennis ... second team all-conference basketball honors as a junior while leading the team in rebounding ... averaged 24 points and 20 rebounds her senior year while leading her team to the Little Ten Conference Championship ... named first team all-area, and fourth team all-state in 1995 ... honor roll student and member of the student council ...

The Cleary Profile

Personal: Born 9-7-76; parents are Dan and the late Liz Cleary; Nickname is Bean

Interests: Favorite Subject: Psychology ... Favorite Meal: Seafood ... Favorite Color: Red

Favorite Activities: Anything outside, and spending time with my family

Person(s) Most Admired: My mom

If I were one of the following, what would I be?: ... Movie: Dance Fever ... Food: Lucky Charms ... Flower: Sunflower ... Country: United States ... Car: a race car ... Tree: Palm

Favorite sports other than basketball: Tennis, water skiing

Favorite place to vacation: New Orleans


Most memorable basketball moment: Running out on the Field House floor into the first sellout crowd for women's basketball

Major: Business administration and public relations

Career Goal: To graduate from UW Business School and travel around the world

Why I came to Wisconsin: It offers many opportunities and was close to home

What I like best about the UW: The people and the spirit



Cleary's Career Record:

Season	G/S	FG	FGA	PCT	3PT	3PTA	PCT	FT	FTA	PCT	REB	AVG	PF/D	A	TO	BL	ST	MIN	PTS	AVG
1995-96	4/0	0	2	.000	0	0	.000	0	0	.000	0	0.0	0/0	0	0	0	1	3	0	0.0
Totals	4/0	0	2	.000	0	0	.000	0	0	.000	0	0.0	0/0	0	0	0	1	3	0	0.0

1995-96: Returned last season after taking a year off to marry and have her baby, Ashley ... is one of Wisconsin's best all-around athletes ... averaged 2.9 points and 2.1 rebounds in 11 minutes of play ... has a sixth sense for rebounding and played a major role as a defensive stopper ... is learning to play the three position after playing the post throughout high school ... Dean's List fall semester ... **1994-95:** The former Jennah Burkholder played her freshman year at UW before taking a one-year leave of absence ... sister of teammate Michele Burkholder ... **1993-94:** Played in 26 games as a freshman ... averaged 20 minutes a game in a reserve role ... averaged eight points and five rebounds per game ... team's third-highest rebounder ... finished second on the team in steals with a 1.2 average ... UW freshman record-holder for best season field goal percentage at .558 (77-138) ... **High School:** 1993 *Associated Press* Player of the Year ... member of the 1993 state division I championship team ... led her team to four-straight appearances in the state tournament compiling a 96-8 record ... 1993 first team all-state honors by the *Milwaukee Journal* and the *Associated Press* ... four-time first-team all-conference and MVP ... 1992 *Associated Press* first-team all-state ... named to 1991 AP all-state second team ... averaged 19.1 points and 10 rebounds per game as a senior ... averaged 25 points and 13.6 rebounds per game as a junior ... led her team to the top ranking in the state in 1993 ... named the MVP of the Pius XI Thanksgiving tournament after scoring 52 points in two games ... member of the Wisconsin Coaches Coaches Scouting Service team that won the 1991 World Youth 17-under Championship ... also ran track and cross country four years

The Hartwig Profile

Personal: Born 10-10-74; parents are Evie and John Burkholder; married Brian Hartwig; have one daughter, Ashley, age 2

Interests: Favorite Subject: Accounting ... Favorite Meal: Fettuccine ... Favorite Color: Red ... Favorite Vacation Spot: Black Hills and Badlands in South Dakota

Favorite Activities: Rollerblading, swimming, jogging

Person Most Admired: Jackie Joyner Kersee

If I were one of the following, what would I be?: Movie: *Gone With the Wind* ... Food: Stuffed crust pizza ... Flower: Rose ... Country: United States ... Car: 1967 Chevelle SS ... Tree: Apple tree



If I could invite four people from any time period to dinner, they would be: John F. Kennedy, Marilyn Monroe, Michael Jordan, Grandpa Haase

To Calm my Nerves Before a Game I: Sit alone in a quiet room and think about what I am going to do

Major: Agricultural business management

Career Goal: Own my own business

What I like best about the UW: All of the choices



Senior/Junior

6-0 Forward

Janesville, WI

Parker High School

Coach: Tom Klawitter

Career Single Game Highs:


Points—16 vs. Northwestern, 2/28/94
Field Goals—7 vs. Illinois-Chicago, 12/13/93
Field Goal Att.—11 vs. Northwestern, 1/23/94
3-Pt. Goals—1 vs. Vanderbilt, 3/17/96
3-Pt. Att.—1 vs. Vanderbilt, 3/17/96
Free Throws—7 vs. UW-Milwaukee, 12/9/93
Free Throw Att.—10 vs. UW-Milwaukee, 12/9/93
Rebounds—12 vs. Western Illinois, 11/28/94
Assists—3 (several times)
Steals—4 vs. Purdue, 3/6/94
Blocks—4 vs. Minnesota, 1/9/94

Hartwig's NCAA Participation:

1996: 1st and 2nd Rounds, Nashville, TN

Hartwig's Career Record:

Season	G/S	FG	FGA	PCT	3PT	3PTA	PCT	FT	FTA	PCT	REB	AVG	PF/D	A	TO	BL	ST	MIN	PTS	AVG
1993-94	26/0	77	138	.558	0	0	.000	55	87	.632	133	5.1	35/0	27	69	15	32	538	209	8.0
1994-95	Leave of absence																			
1995-96	29/0	30	54	.531	1	1	1.00	23	40	.575	60	2.1	19/0	12	23	10	23	325	84	2.9
Totals	55/0	107	192	.557	1	1	1.00	78	127	.614	193	3.5	54/0	39	92	25	55	863	293	5.3



Junior
6-2 Forward
Fond du Lac, WI
Goodrich High School
Coach: Chuck Schuette

Career Single Game Highs:

Points—26 vs. Penn State 1/28/96
 Field Goals—12 vs. Marquette, 1/9/96
 Field Goal Att.—19 vs. Ohio State, 3/2/96
 3-Pt. goals—1 (four times)
 3-Pt. Att.—1 (several times)
 Free Throws—10 vs. Penn State, 1/28/96
 Free Throw Att.—11 vs. Ohio State, 2/16/96 and 3/2/96
 Rebounds—13 vs. Marquette, 2/9/95
 Assists—4 vs. Illinois, 1/21/96
 Steals—6 vs. Indiana, 2/24/95
 Blocks—2 (twice)

Klapperich's NCAA Participation:

1996: 1st and 2nd Rounds, Nashville, TN
 1995: Missed out on 1st and 2nd Rounds, Lubbock, TX, due to mononucleosis

Klapperich's Career Record:

Season	G/S	FG	FGA	PCT	3PT	3PTA	PCT	FT	FTA	PCT	REB	AVG	PF/D	A	TO	BL	ST	MIN	PTS	AVG
1994-95	26/16	94	191	.492	0	0	.000	69	87	.793	152	5.8	62/2	17	42	8	33	537	257	9.9
1995-96	29/29	142	269	.528	4	8	.500	92	127	.724	159	5.5	100/6	38	41	5	48	696	380	13.1
Totals	55/45	236	460	.513	4	8	.444	161	214	.752	311	5.7	162/8	55	83	13	81	1233	637	11.6

22 ANN KLAPPERICH

1995-96: A true competitor who continued after an outstanding freshman year in her role as a regular double-figure scorer and clutch contributor ... hit a career-high 26 points vs. Penn State and was a threat from inside, outside (including three-pointers) and at the free throw line ... proved to be a clutch free throw shooter and the person who hit the game-winning basket at the buzzer at Northwestern ... Wisconsin likes the ball in Klapperich's hands, particularly at the end of the game, where she ranks fourth in UW career free throw percentage (161-214 for .752 percent) ... was Barb Franke's post complement and a double threat in the paint ... set a school record for field goal percentage of .923 hitting 12 of 13 shots (vs. Marquette) ... tied for team leader in field goal percentage hitting 142-269 for .528 percent on the year and ranked third in scoring with her career-high 13.1 points per game ... had five double-doubles (pts./rebs) ...

1994-95: Mature player who emerged as one of the top freshmen in the Big Ten and gave Wisconsin a new look after becoming a starter in the second game of the conference season ... strong post player and a good complement to Barb Franke ... established career point-highs six times including 23 points at Iowa, and 20 points two other times ... had a career-high 13 rebounds against Marquette, and had 10 boards three other times. ... hit .513 percent (77-150) from the floor in the Big Ten season ... averaged 13.1 points and 6.9 rebounds in Big Ten games and was the fourth leading scorer with a 9.9 overall average ... has remarkable range with her 10 to 15-foot pull-up jumper ... effective at the free throw line setting a UW freshman record for best free throw percentage with 69-87 free throws for .793 percent ... was forced to sit out the NCAA subregional games after contracting mononucleosis diagnosed the week of the tournament ... received the most improved player team award ... averaged 13 points hitting 20 of 40 field goals while in Europe ... **High School:** 1994 *Associated Press* and *Milwaukee Journal* Player of the Year ... averaged 21.1 points and 14 rebounds her senior year ... also averaged 4.1 steals and 3.6 assists per game while leading her team to a 20-2 record and Wisconsin Interscholastic Athletic Association (WIAA) "Sweet 16" appearance ... her 1992-93 team also qualified for the WIAA State Championship before losing in the semi-finals ... earned all-conference and all-state first-team honors

The Klapperich Profile

Personal: Born 10-2-75; parents are Gene and Pat Klapperich; Nickname is Brick H-o-u-s-e

Interests: Favorite Subject: U.S. History ... Favorite Meal: Parents' Lasagna ... Favorite Color: Forest green

Favorite Activities: Golfing with my friends and family

Favorite sport other than basketball: Softball

Favorite place to vacation: At my sisters in Chicago

Person Most Admired: My dad

If I were one of the following, what would I be? Movie: *Beauty and the Beast* ... Food: Pasta ... Flower: White rose ... Country: Switzerland ... Car: A black Lexus with gold trim ... Tree: Oak

If I could invite four people from any time period to dinner, they would be: Elvis Presley, Adam McCullough, Sarah Gannon, Bernice Klapperich

Most Memorable Basketball Achievement: Beating Purdue and Penn State in the same weekend in 1996


Toughest opponent I've faced: Vanderbilt

Best sports experience: Getting a free college education while playing basketball

Major: Sociology

What I like best about the UW: The very helpful tutors.

Why I came to Wisconsin: "The education is top notch, I'm close to my family, and there is a lot of basketball talent here."





Senior/Junior
6-1, Forward
Milwaukee, WI
Milwaukee Lutheran High School
Coach: Randy Clinard

Career Single Game Highs:

Points—10 vs. W. Michigan, 12/31/94
 Field Goals—3 (twice)
 Field Goal Att.—8 vs. Marquette, 1/9/96
 3-Pt. goals—0
 3-Pt. Att.—0
 Free Throws—4 (twice)
 Free Throw Att.—6 vs. W. Mich., 12/31/94
 Rebounds—7 (twice)
 Assists—2 (three times)
 Steals—2 vs. UW-Green Bay, 12/13/95
 Blocks—0

Rhodes' NCAA Participation:

1996: 1st and 2nd Rounds, Nashville, TN
 1995: 1st and 2nd Rounds, Lubbock, TX

42 JENNIFER RHODES

1995-96: Played behind Barb Franke in the post ... averaged 12 minutes in 25 games ... had season highs of eight points vs. Indiana and seven rebounds twice ... **1994-95:** Played a reserve role at center in 28 games spelling Barb Franke and averaging nine minutes a game ... had a career high 10 points against Western Michigan ... had a career high five rebounds against Kansas in the NCAA tournament ... received a team award for community service excellence ... **1993-94:** Red-shirt year ... **High School:** 1993 first-team Lutheran High School all-American ... 1993 WISAA state championship all-tournament team ... 1992 second-team all-Metro Conference ... averaged 9.4 points and 12.3 rebounds as a senior ... four-year starter ... ranked number one in the shot put for state private schools ... 1992 and 1993 National Honor Society member ... 1992-93 Brady Award winner for athletics and academics

The Rhodes Profile

Personal: Born 8-20-75; parents are Sherian and B.F. Rhodes; Nickname is Jenny Bean or 'J'

Interests: Favorite Subject: Portuguese ... Favorite Meal: Greens and macaroni ... Favorite Movie: The Lion King ... Favorite Color: Purple

Favorite Activities: Watching Disney movies, hanging out with my friends, collecting anything that is purple

Favorite sport (not basketball): Volleyball

Favorite place to vacation: Anywhere fun and inexpensive

Person Most Admired: My older brother, John

If I were one of the following, what would I be?:

Movie: The Lion King ... Food: Lasagna ... Flower: Rose ... Country: Brazil ... Car: Jaguar ... Tree: Oak

If I could invite four people from any time period to dinner, they would be: Cleopatra, Queen Latifah, Magic Johnson, and Michael Jackson

To calm my nerves before a game I: Listen to my walkman

Major: Social work

Career Goal: Graduate and enter a successful career

What I like best about the UW: The people



Rhodes' Career Record:

Season	G/S	FG	FGA	PCT	3PT	3PTA	PCT	FT	FTA	PCT	REB	AVG	PF/D	A	TO	BL	ST	MIN	PTS	AVG
1993-94	Redshirt Year																			
1994-95	28/1	14	30	.467	0	0	.000	9	18	.500	46	1.6	32/0	7	17	0	0	256	37	1.3
1995-96	27/0	20	46	.465	0	0	.000	13	22	.591	64	2.4	32/0	12	18	0	8	312	53	2.0
Totals	55/1	34	76	.447	0	0	.000	22	40	.550	110	2.0	64/0	19	35	0	8	568	90	1.6

5 STACY RIEMER

1995-96: Played in a reserve role in 10 games at point guard ... when not playing, served as another set of eyes assigned to watch the opponents and report plays and trends ... named academic all-Big Ten ... Dean's List both semesters ... **1994-95:** Played in a reserve role in four games ... **1993-94:** Played a reserve role at point in 18 games averaging five minutes per contest ... **High School:** 1993 conference player of the year ... two-time first-team all-conference ... 1993 *Manitowoc Herald Times* Player of the Year ... 1992 honorable mention all-state ... averaged 15 points, 4 rebounds, 4.1 assists and 3.2 steals per game as a senior ... named to the *Appleton Post Crescent* and *Sheboygan Press* all-area teams as a senior ... member of the 1993 Wisconsin Basketball Coaches Association Division 3 and 4 South all-Star team ... set three assist records at Chilton with 350 in a career, 144 in a season and 10 in a game ... led her team to three consecutive conference titles ... member of the 1992 state Division 3 championship team with former Badger teammate Tracy Winkler ... academic all-state and class valedictorian

The Riemer Profile

Personal: Born 2-3-75; parents are Larry and Jackie Wunrow and the late Dennis Riemer; Nickname is Mikey

Interests: Favorite Subject: Landscape architecture course... Favorite Meal: Prime rib or spaghetti ... Favorite Color: Black

Favorite activities: Reading, softball, woodworking, and cooking

If I were one of the following, what would I be?: Movie: Clueless ... Food: Oreos and milk ... Flower: Rose ... Country: United States... Car: Sun-fire ... Tree: Oak


If I could invite four people from any time period to dinner, they would be: Lucille Ball, F.L. Olmsted, Jackie Kennedy, Michael Jordan

Major: Landscape architecture

Career Goal: To own a landscaping company

What I like best about the UW: The diversity of UW students

Why I came to Wisconsin: "The commitment to academic and athletic excellence."



Senior
5-7 Guard
Chilton, WI
Chilton High School
Coach: Ray Mlada

Career Single Game Highs:

Points—4 (twice)
Field Goals—1 (several times)
Field Goal Att.—1 (several times)
3-Pt. Goals—0
3-Pt. Att.—1 vs. Illinois, 1/22/95
Free Throws—4 vs. Illinois, 1/21/94
Free Throw Att.—4 vs. Illinois, 1/21/94
Rebounds—4 vs. NE Illinois, 12/11/93
Assists—3 (twice)
Steals—1 (four times)
Blocks—1 vs. Toledo, 11/26/93

Riemer's NCAA Participation

1996: 1st and 2nd Rounds, Nashville, TN
1995: 1st and 2nd Rounds, Lubbock, TX

Riemer's Career Record:

Season	G/S	FG	FGA	PCT	3PT	3PTA	PCT	FT	FTA	PCT	REB	AVG	PF/D	A	TO	BL	ST	MIN	PTS	AVG
1993-94	18/0	1	3	.333	0	0	.000	10	13	.769	15	.8	13/0	12	25	1	0	98	12	.7
1994-95	4/0	0	2	.000	0	1	.000	1	2	.500	1	.2	1/0	0	1	0	2	5	1	.2
1995-96	10/0	2	3	.667	0	1	.000	4	5	.800	2	.2	3/0	1	3	0	0	28	8	.8
Totals	32/0	3	8	.375	0	1	.000	15	22	.682	18	.6	17/0	13	29	1	2	131	21	.7



Senior
6-1 Guard
Woodruff, WI
Lakeland High School
Coach: Brian Maki

Career Single Game Highs:

Points—27 vs. Illinois, 2/20/94
 Field Goals—10 vs. Illinois, 2/20/94
 Field Goal Att.—19 (twice)
 3-Pt. Goals—6 vs. Michigan, 2/25/96
 3-Pt. Att.—12 vs. Michigan, 2/25/96
 Free Throws—10 (twice)
 Free Throw Att.—12 vs. Penn State, 2/23/94
 Rebounds—12 vs. Indiana, 3/4/94
 Assists—16 vs. Ill.-Chicago, 12/13/94
 Steals—8 vs. Notre Dame, 12/4/93
 Blocks—2 (twice)

Voigt's NCAA Participation:

1996: 1st and 2nd Rounds, Nashville, TN
 1995: 1st and 2nd Rounds, Lubbock, TX

31 KATIE VOIGT

1995-96: Voigt came into her own in her junior season as an essential element in the Badger success ... she was more dangerous than ever with her ability to drive, dish, or hit NBA-3's from the perimeter ... had a season high 25 points against Michigan and tied the school record for most treys in a game with six-of-12 three-pointers ... ranked second in scoring averaging a career-high 14.4 points and added 4.0 rebounds per game ... led the team in free throw percentage (63-71 for .887) ... was second on the team in assists averaging 2.6 per game ... became Wisconsin's 11th, 1,000-point scorer at Big Ten tourney (has 1040 points) ... often takes over the point guard duties, a job she had exclusively as a freshman, where her 6-1 height gives the opponents' defense matchup nightmares ... continues to climb the career charts as Wisconsin's premier three-point shooter (second in treys made and attempted, and fifth in three-point percentage (150-436 for .344 %) ... voted GTE/CoSIDA District V Academic all-American; just the second Badger to earn the honor ... named academic all-Big Ten a second year ... and earned all-Big Ten athletic honorable mention by the media ... Dean's List fall semester ... received a team award for free throw shooting excellence a second year ... **1994-95:** Led the team in scoring on UW's European tour averaging 20.8 points in four games and hitting 16 of 40 three-point goals and 46 percent from the field ... adjusted to the role of shooting guard last season after playing the point as a freshman ... handles the point when Keisha Anderson is out ... is the go-to three-point specialist but can also drive, or pull-up and deliver the jumper ... had a season-high 22 points against Illinois hitting five-of-nine three-pointers ... hit five three-pointers in a game twice last season and averaged .348 from beyond the arc ... led the team and ranks first in UW career free throw percentage converting 77 percent (109-141) ... was third in team scoring averaging 10.1 points and second on the team in assists averaging 2.9 per game ... earned academic all-Big Ten honors ... received a team award for free throw shooting excellence ... **1993-94:** Started all 27 games ranking second on the team in points with 12.2, second in rebounds with 6.4, and first in assists with 4.6 per game ... second in all-time assists for the season with 124; ranked fifth in the Big Ten Conference in assists ... set five UW freshmen single game records and is second in four season records ... had single game highs of 27 points, 12 rebounds, 16 assists, 8 steals ... was Wisconsin's representative on the Big Ten all-Star team that was undefeated in six games in a summer tour of England ... **High School:** 1993 *Milwaukee Journal* Player of the Year ... 1993 "Miss Basketball" by the Wisconsin Basketball Coaches Association ... 1993 fourth team *Parade* All-American ... two-time *Associated Press* first team all-state ... 1992 *Associated Press* Player of the Year ... led her team to 52 straight wins before losing in the 1993 state championship final ... led her team to the 1992 state Division 2 championship ... averaged 23.2 points, 10 rebounds and 5 assists per game as a senior ... member of the Wisconsin Coaches Scouting Service team that won the 1991 World Youth 17-under Championship ... earned first team all-conference honors as an outside hitter/middle blocker three years while her volleyball team placed third in the 1992 and second in the 1991 WIAA state championship ... member of National Honor Society and class valedictorian

Voigt's Career Record:

Season	G/S	FG	FGA	PCT	3PT	3PTA	PCT	FT	FTA	PCT	REB	AVG	PF/D	A	TO	BL	ST	MIN	PTS	AVG
1993-94	27/27	113	248	.456	33	96	.344	70	93	.753	173	6.4	47/0	124	137	8	29	907	329	12.2
1994-95	29/28	98	267	.367	57	164	.348	39	48	.812	116	4.0	55/1	79	73	10	35	919	292	10.1
1995-96	29/29	148	352	.420	60	176	.341	63	71	.887	117	4.0	56/1	74	83	5	46	938	419	14.4
Totals	85/84	359	867	.414	150	436	.344	172	212	.811	406	4.8	158/2	277	293	23	110	2764	1040	12.2

The Voigt Profile

Personal: Born 4-7-75; parents are Ted and Gretchen Voigt; father played basketball at UW-Madison from 1967-69, and later was the assistant basketball coach to UW's John Powell, 1971-74; Nickname is Kates

Interests: Favorite Subject: African American studies ... Favorite Meal: My mom's tacos ... Favorite Color: Forest green

Favorite Activities: Volleyball, biking, going to the beach, watching basketball games (especially watching my brothers play)

Favorite sports (not basketball): Volleyball

Favorite place to vacation: Oregon

Most memorable basketball achievement: Winning the state championship and beating Kansas in the NCAA tournament

Toughest opponent I've met: Sheri Sam of Vanderbilt

Favorite arena in which I've played: The "Barn" (UW Field House)

To calm my nerves before a game I: Get to the court early so I can shoot for awhile

Person(s) Most Admired: My parents

If I were one of the following, what would I be? Movie: The Natural ... Food: Raspberries ... Flowers: Snapdragon ... Country: United States ... Car: Viper ... Tree: Maple


If I could invite four people from any time period to dinner, they would be: Jesus, Magic Johnson, Grandpa Bohmert, Grant Hill


Major: Secondary education-math

Career Goal: Win the NCAA national championship and play on the Olympic team; become a teacher and a coach and play basketball professionally

What I like best about the UW: My teammates and the city of Madison

Why I came to Wisconsin: "I wanted to help build the UW women's basketball program, and the university is fairly close to my home."





**Sophomore
6-5 Center
Randolph, WI
Randolph High School
Coach: Dave Adel**

Career Single Game Highs:

Points—8 (twice)
Field Goals—4 vs. Oregon, 3/15/96
Field Goal Att.—9 (twice)
3-Pt. Goals—0
3-Pt. Att.—0
Free Throws—5 (twice)
Free Throw Att.—9 vs. W. Illinois, 12/7/95
Rebounds—10 vs. Illinois State, 12/9/95
Assists—2 vs. Oregon, 3/15/96
Blocks—3 vs. Drake, 11/30/95
Steals—1 (several times)

Wiersma's NCAA Participation:

1996: 1st and 2nd Rounds, Nashville, TN

55 AMY WIERSMA

1995-96: Played her best ball towards the end of the season averaging six points and 3.0 rebounds the last four games including 13 points in the two NCAA games ... played a reserve roll in all 29 games averaging 11.6 minutes, 3.1 points and 2.7 rebounds ... had career highs of nine points and 10 rebounds against Illinois State ... is the tallest person on the team at 6-5 ... had to relearn some skills after taking six months off to rehabilitate he right knee following ACL surgery in April of 1995 ... **High School:** 1995 *Parade* all-American second team ... named Miss Basketball by Wisconsin Basketball Association ... averaged 23 points and 14 rebounds as a senior before suffering a knee injury in February '95... returned to play in a state sectional but reinjured the knee ... had ACL surgery in April of 1995 ... 1994 *Street and Smith* prep all-American ... *USA Today* top 25 player ... 1994 AAU all-American ... first team honors at the 1994-AAU Under-18 National Championship ... named the AAU Under-18 Most Valuable Player for the state of Wisconsin ... Averaged 18.6 points, 7.8 rebounds, and 5.1 blocks as a junior ... 1994 and 1995 Gatorade State Player of the Year ... named all-State first team by the *Associated Press* and the *Milwaukee Journal* and was the Journal's Player of the Year ... member of the academic high honor roll for eight straight semesters; National Honor Society member

The Wiersma Profile

Personal: Born: 9-10-76; parents are George and Wynita Wiersma; Nickname is Amos

Interests: Favorite Subject: Psychology, Physical Education ... Favorite Meal: Beef stroganoff ... Favorite Color: Forest green

Favorite Activities:

All sports, reading, going out with friends

Favorite sports (not basketball): volleyball

Favorite place to vacation: Hawaii

Most memorable basketball achievement: Named Miss Wisconsin Basketball

Toughest opponent I've met: Angela Gorsica of Vanderbilt

Best sports experience: Coming back from tearing my ACL and playing in the sectional finals

Person Most Admired:

My mom

If I were one of the following, what would I be?: Movie: Hoosiers ... Food: Peach ... Flower: Rose ... Country: Australia ... Car: Nissan Pathfinder ... Tree: Oak

If I could invite four people from any time period to dinner, they would be: Michael Jordan, Jesus Christ, Abraham Lincoln, my mom

Major: Psychology/Sociology

Career Goal: Receive a great education and go into a field where I can help people



What I like best about the UW: The great academic atmosphere

Why I came to Wisconsin: "I love the coaches and their beliefs, hometown support, and a great team."

Wiersma's Career Record:

Season	G/S	FG	FGA	PCT	3PT	3PTA	PCT	FT	FTA	PCT	REB	AVG	PF/D	A	TO	BL	ST	MIN	PTS	AVG
1995-96	29/0	33	86	.384	0	0	.000	23	44	.523	77	2.7	52/1	8	24	19	11	336	89	3.1
Totals	29/0	33	86	.384	0	0	.000	23	44	.523	77	2.7	52/1	8	24	19	11	336	89	3.1

6-2 Freshman • Post Player • Portage, WI
Portage High School • Coach: Mike Hemming

High School: Team MVP while leading her 1996 team to the division 2 state semifinals and a 22-3 record ... earned 1996 second team *Associated Press* all-state honors ... averaged 19.2 points, 12.4 rebounds and four blocks while shooting a school record 68 percent from the floor ... finished her career as the school's all-time leading scorer and rebounder with 1,726 points and 1,078 rebounds ... ranked second in state scoring with 536 points as a junior ... very athletic, has great balance, runs the floor very well ... also lettered in track two years (MVP frosh and sophomore years) in the high jump, shot put, 300m hurdles, and as a member of the mile relay ... lettered in tennis as a senior ... last name is pronounced kah NICH nee

The Konieczny Profile

Personal: Born 2-5-78; parents are Carol and Roger Konieczny

Interests: Favorite Meal: Spaghetti ... Favorite Color: Red ... Favorite Place to Vacation: Western states ... Favorite sports (other than basketball): tennis

Favorite Activities: Fishing, traveling, spending time with my two nieces, biking

Person Most Admired: My mom

If I were one of the following, what would I be?:

Movie: Backdraft ... Food: Pineapple ... Flower: Rose ... Country: United States ... Car: Stealth ... Tree: Oak

If I could invite four people from any time period to dinner they would be:

Friends and family

Major: Agricultural Business Management

What I like best about the UW: The friendly atmosphere



Why I came to Wisconsin:

"The UW is an up and coming program with great coaches and enthusiastic players. Madison is close to home and has an excellent academic program."

5-5 Freshman • Point Guard • Milwaukee, WI
Washington High School • Coach: Pam Kruse

High School: Two-time honorable mention *Street and Smith* prep all-American ... averaged 10 points, six assists and five steals ... named all-state first team three straight years by the *Associated Press* ... lightning-quick guard considered one of the best in the nation ... led her team to an unprecedented three-straight WIAA state division I titles and a 75-5 record over three years, the first girls team in state history to three-peat ... can pressure the ball, has quickness, great ball-handling skills, and the ability to see the whole floor ... can penetrate or take the three-pointer ... ranked 64th nationally by the *Blue Star Index* ... honor roll student four years, participated in student government

The Pate Profile

Personal: Born 8-3-77; parents are Ernest and Gladys Pate; Nickname is Dee Dee

Interests: Favorite subject: Science ... Favorite Meal: Fried chicken and French fries ... Favorite Color: Navy blue ... Favorite Place to Vacation: Florida ... Favorite sports (not basketball): bowling

Favorite Activities: Shopping, going to movies, bowling, cracking jokes, collecting money

Person Most Admired: Darrell Pate

If I were one of the following, what would I be?:

Movie: Hoop Dreams ... Food: Fried chicken ... Flower: Rose ... Country: Africa ... Car: Lexus ... Tree: Oak

If I could invite four people from any time period to dinner they would be:

Michael Jordan, Anfernee Hardaway


Most Memorable Basketball Achievement: Winning three state championships

Best arena in which I've played: UW Field House

Major: Letters and Science

Career Goal: Graduate in four years, go on to graduate school

What I like best about the UW: The environment, the school and coaches




Why I came to Wisconsin:

"It was close to home, I liked the friendly coaching staff, and I could gain a good education."



Why I came to Wisconsin:

"I was impressed with the campus, the high standard of academics, and I want to take my basketball to the next level."



Why I came to Wisconsin:

"I like living in the No. 1 city in the U.S."

14 KELLEY PAULUS

5-11 Freshman • Guard • LaCrosse, WI
LaCrosse Central High School • Coach: Paul Holman

High School: 1996 *Associated Press* state player of the year ... two-time honorable mention *Street and Smith* prep all-American ... named Miss Basketball by Wisconsin Basketball Association ... averaged 26.7 points, 9.2 rebounds, 4.5 steals and 3.6 assists while shooting 52 percent from the floor, and 71 percent from the line ... *Associated Press* first team all-stater in both basketball (3 years) and softball (2 years) ... team qualified for state four years and was 79-9 during Paulus' tenure, losing twice to UW teammate Dee Dee Pate's Milwaukee Washington in the state finals ... became a starter midway through her freshman season and completed career with 1,631 points including 588 her senior year ... player of the year and all-conference three years in both softball and basketball ... pitched Central softball team to the 1996 state final ... honor roll student

The Paulus Profile

Personal: Born 3-6-78; parents are Jim and Paula Paulus; Nickname is K.P.

Interests: Favorite Subject: English ... Favorite Meal: Chicken and stuffing ... Favorite Color: Green ... Favorite Place to Vacation: London, England ... Favorite Sports (other than basketball): Softball, volleyball

Favorite Activities: Going to concerts, reading

Person(s) Most Admired: My parents

If I were one of the following, what would I be?:

Movie: *Star Wars* ... Food: Red jello ... Flower: Sunflower ... Country: Lesotho ... Car: Jeep Wrangler ... Tree: Lacey Oak

If I could invite four people from any time period to dinner they would be:

Jesus Christ, Martin Luther King, Jr., my sister Katey (deceased), Grandfather Ralph (deceased)

Most Memorable Basketball Achievement: First trip to the state tournament

Toughest Opponent I've Faced: Angie Halbleib (Former Middleton athlete now at Kansas)

Major: Letters and Science

What I like best about the UW: The atmosphere, the town, the size, and the coaches

15 EMILY RICTER

5-10 Junior/Sophomore • Guard • Cottage Grove, WI • Monona Grove High School
Trinity International University • High School Coach: Ken Evenstad

1995-96: Redshirt year after transferring from Trinity International University in Deerfield, Illinois ... **1994-95:** Averaged 8.3 points and 6.8 rebounds in 14.5 minutes for Trinity as a freshman reserve playing in 26 games ... hit 98-211 field goals for .464 percent ... led the team in rebounding and ranked fourth in scoring ... **High School:** Named player of the year by *The Capital Times* as a senior in 1994 ... member of the all-area girls' team ... as a senior, played point guard and averaged 9.6 points, 5.1 steals, and 4.9 assists ... set school record of 13 assists in one game ... team lost in the finals of the WIAA Division 2 championship ... three-time most valuable player ... two-time first team all-conference ... three-year starter and versatile player who, as a junior, played inside averaging 12.6 points and 8.7 rebounds

The Richter Profile

Personal: Born 8-11-76; parents are Mark and Joan Richter

Interests: Favorite Subject: History ... Favorite Meal: Pot roast and potatoes ... Favorite Color: Navy ... Favorite sports (not basketball): Soccer ... Favorite vacation spot: Lake Michigan

Favorite Activities: Coaching and watching my siblings play soccer, listening to music

Person Most Admired: My mom

If I were one of the following, what would I be?:

Movie: *The War* ... Food: Broccoli ... Flower: Lilacs ... Country: Ireland ... Car: Ford F-150 truck ... Tree: Willow

If I could invite four people from any time period to dinner they would be:

Jesus, Moses, Ghandi, Martin Luther King, Jr.

Major: Special education

Career Goal: Become a special education teacher and a coach

What I like best about the UW: The city and the diversity of the students

Scoring	Mark	Seasons
1. Barb Franke	1994	1991-96
2. Robin Threatt	1901	1988-93
3. Theresa Huff	1879	1979-83
4. Lisa Bonnell	1482	1984-88
5. Janet Huff	1455	1980-84
6. Michele Kozelka	1428	1988-92
7. Chris Pruitt	1399	1981-85
8. Faith Johnson	1120	1980-85
9. Linda Gough	1057	1977-81
10. Katie Voigt	1040	1993-96
11. Mynette Clark	1017	1988-92
12. Camille Williams	905	1991-95
13. Dolly Rademaker	823	1990-94
14. DeLinda Hastie	789	1985-88
15. Amy Bauer	772	1988-91

Rebounding		
1. Theresa Huff	1201	1979-83
2. Michele Kozelka	916	1988-92
3. Barb Franke	881	1991-96
4. Lisa Bonnell	760	1984-88
5. Michelle Lowman	718	1978-83
6. Chris Pruitt	687	1981-85
6. Linda Gough	656	1977-81
8. Ginny Vorwald	606	1976-80
9. DeLinda Hastie	568	1985-88
10. Ann Hall	541	1978-80
11. Lisa Lawrence	528	1987-91
12. Robin Threatt	514	1988-93
13. Camille Williams	508	1991-95
14. Andrea Adams	478	1981-85
15. Katie Voigt	406	1993-96

Most Field Goals		
1. Theresa Huff	823	1979-83
2. Robin Threatt	757	1988-93
3. Barb Franke	741	1991-96
4. Lisa Bonnell	620	1984-88
5. Janet Huff	607	1980-84
6. Chris Pruitt	589	1981-85
7. Michele Kozelka	546	1988-92
8. Faith Johnson	470	1980-85
9. Linda Gough	460	1977-81
10. Mynette Clark	347	1988-92

Most Field Goals Attempted		
1. Theresa Huff	1726	1979-83
2. Robin Threatt	1609	1988-93
3. Chris Pruitt	1425	1981-85
4. Janet Huff	1406	1980-84
5. Barb Franke	1395	1991-96
6. Lisa Bonnell	1385	1984-88
7. Faith Johnson	1190	1980-85
8. Linda Gough	1172	1977-81
9. Michele Kozelka	913	1988-92
10. Mynette Clark	892	1988-92

Field Goal Pct. (200 attempts min.)		
1. Megan Scott .547 (127-232)		1983-84
2. Barb Franke .531 (741-1395)		1991-96
3. Janet Johnson .515 (152-295)		1988-89
4. Ann Klapperich .513 (235-460)		1994-96
5. Vivian Rorer .504 (209-414)		1980-82
6. Camille Williams .501 (308-615)		1991-95
7. Marty Calden .500 (129-258)		1974-77
8. Theresa Huff .477 (823-1726)		1979-83
9. Robin Threatt .470 (757-1609)		1988-93
10. Michele Kozelka .468 (546-1168)		1988-92

Most Three-Point Goals	Mark	Seasons
1. Dolly Rademaker	173	1990-94
2. Katie Voigt	150	1993-96
Robin Threatt	144	1988-93
4. Mynette Clark	130	1988-92
5. Karie Cattanach	69	1993-96
6. Shelly Rucinski	53	1986-90
7. Amy Bauer	44	1988-91
8. Barb Franke	31	1991-96
Jen Waterman	31	1989-93
Lisa Bonnell	31	1984-88

Most Three-Point Attempts		
1. Dolly Rademaker	480	1990-94
2. Katie Voigt	436	1993-96
3. Robin Threatt	410	1988-93
4. Mynette Clark	393	1988-92
5. Karie Cattanach	192	1993-96
6. Shelly Rucinski	191	1986-90
7. Amy Bauer	145	1988-91
8. Barb Franke	107	1991-96
9. Sharon Johnson	99	1991-95
10. Lisa Bonnell	97	1984-88

Best Three-Point Pct. (30 made min)		
1. Dolly Rademaker .360 (173-480)		1990-94
Jen Waterman .360 (31-86)		1989-93
3. Karie Cattanach .359 (69-192)		1993-96
4. Robin Threatt .351 (144-410)		1988-93
5. Katie Voigt .344 (150-436)		1993-96
6. Mynette Clark .331 (130-393)		1988-92
7. Lisa Bonnell .320 (31-97)		1984-88
8. Amy Bauer .303 (44-145)		1988-91
9. Barb Franke .290 (31-107)		1991-96
10. Shelly Rucinski .277 (53-191)		1986-90

Most Free Throws		
1. Barb Franke	481	1991-96
2. Michele Kozelka	333	1988-92
3. Camille Williams	285	1991-95
4. Robin Threatt	243	1988-93
5. Janet Huff	241	1980-84
6. Theresa Huff	233	1979-83
7. Chris Pruitt	221	1981-85
8. Lisa Lawrence	219	1987-91
9. Lisa Bonnell	211	1984-88
10. Amy Bauer	206	1988-91

Most Free Throws Attempted		
1. Barb Franke	708	1991-96
2. Michele Kozelka	451	1988-92
3. Camille Williams	421	1991-95
4. Theresa Huff	409	1979-83
5. Robin Threatt	337	1988-93
6. DeLinda Hastie	333	1985-88
7. Janet Huff	328	1980-84
8. Lisa Bonnell	317	1984-88
9. Lisa Lawrence	312	1987-91
10. Chris Pruitt	298	1981-85

Free Throw Pct. (100 attempts min.)		
1. Katie Voigt .811 (172-212)		1993-96
2. Mynette Clark .772 (193-250)		1988-92
3. Amy Bauer .771 (206-267)		1988-91
4. Ann Klapperich .752 (161-214)		1994-96
5. Chris Pruitt .741 (221-298)		1981-85
6. Michele Kozelka .738 (333-451)		1988-92
7. Janet Huff .734 (241-328)		1980-84

8. Karen O'Malley .725 (137-189)	1985-88
9. Robin Threatt .721 (243-337)	1988-93
10. Keisha Anderson .719 (156-217)	1994-96

Blocked Shots		
1. Michelle Lowman	254	1978-83
2. Janet Johnson	130	1988-89
3. Inga Young	109	1984-87
4. Theresa Huff	105	1979-83
5. Lisa Bonnell	79	1984-88
6. Barb Franke	74	1991-96
7. Teresa Theder	71	1981-85
8. DeLinda Hastie	58	1985-88
Chris Pruitt	58	1981-85
10. Camille Williams	54	1991-94

Assists		
1. Janet Huff	411	1980-84
2. Amy Bauer	370	1988-91
3. Chris Pruitt	368	1981-85
4. Faith Johnson	363	1980-85
5. Keisha Anderson	348	1994-96
6. Karen O'Malley	312	1985-88
7. Dot Whalen	305	1976-80
8. Katie Voigt	277	1993-96
9. Nancy Fahey	269	1977-81
10. Robin Threatt	248	1988-93

Steals		
1. Janet Huff	323	1980-84
2. Robin Threatt	284	1988-93
3. Faith Johnson	261	1980-85
4. Theresa Huff	243	1979-83
5. Keisha Anderson	233	1994-96
6. Chris Pruitt	217	1981-85
7. Michele Kozelka	204	1988-92
8. Sheila Driver	166	1983-86
9. Barb Franke	165	1991-96
10. Mynette Clark	142	1988-92

Most Turnovers		
1. Barb Franke	407	1991-96
2. Theresa Huff	395	1979-83
3. Chris Pruitt	384	1981-85
4. Faith Johnson	370	1980-85
5. Amy Bauer	349	1988-91
6. Janet Huff	325	1980-84
7. Lisa Lawrence	297	1987-91
8. Katie Voigt	293	1993-96
9. Sharon Johnson	291	1991-95
10. Dot Whalen	290	1976-80

Games Played		
1. Janet Huff	118	1980-84
Theresa Huff	118	1979-83
Faith Johnson	118	1980-85
4. Michelle Lowman	115	1978-83
5. Barb Franke	114	1991-96
Robin Threatt	114	1988-93
Chris Pruitt	114	1981-85
7. Camille Williams	112	1991-95
9. Michele Kozelka	111	1988-92
Dolly Rademaker	111	1990-94

Consecutive Games Played		
114 Barb Franke		1991-96
103 by Linda Gough		1977-81

Consecutive Free Throws Made		
29 by Michele Kozelka (1989-90)		1988-92

Single Game

Most Points

30	Pam Moore (twice), 1977-78
30	Theresa Huff, 1979-80
27	Katie Voigt, 1993-94
27	Chris Pruitt, 1981-82
28	Michele Kozelka, 1988-89

Most Rebounds

17	Pam Moore, 1977-78
17	Michelle Lowman, 1978-79
16	Kay Fredrickson, 1987-88
15	Pam Moore, 1977-78
15	Michelle Lowman, 1978-79
15	Theresa Huff, 1979-80
15	Chris Pruitt, 1981-82

Most Assists

21	Amy Bauer, 1988-89
16	Katie Voigt, 1993-94
12	Amy Bauer, 1988-89
12	Janet Huff, 1980-81
11	Amy Bauer, 1988-89

Most Steals

8	Katie Voigt, 1993-94
8	Karen O'Malley, 1985-86
8	Pam Moore, 1977-78
7	Michele Kozelka, 1988-89
7	Pam Moore, 1977-78
7	Chris Pruitt, 1981-82
7	Gina Edmonds, 1987-88

Most Blocked Shots

10	Michelle Lowman, 1978-79
9	Michelle Lowman, 1978-79
8	Lisa Bonnell, 1984-85

Most Field Goals

13	Pam Moore, 1977-78
12	Michele Kozelka, 1988-89
11	Pam Moore (twice), 1977-78
11	Chris Pruitt, 1981-82
10	Katie Voigt, 1993-94

Most Field Goals Attempted

25	Pam Moore (3 times), 1977-78
23	Pam Moore, 1977-78
22	Michele Kozelka, 1988-89

Best Field Goal Percentage

(8 made min.)

1.000	(8-8), Theresa Huff, 1979-80
.833	(10-12), Faith Johnson, 1980-81
.750	(9-12), Michele Kozelka, 1988-89
.750	(9-12), Barb Franke, 1991-92

Most Free Throws

(8 made min.)

10	Katie Voigt, 1993-94
9	Amy Bauer (twice), 1988-89
9	Karen O'Malley, 1985-86
9	Barb Franke, 1991-92
8	Amy Bauer (twice), 1988-89
8	Pam Moore, 1977-78

Most Free Throws Attempted

(8 made min.)

12	Katie Voigt, 1993-94
11	Katie Voigt, 1993-94
11	Amy Bauer, 1988-89
10	Amy Bauer (twice), 1988-89
10	Barb Franke, 1991-92

Best Free Throw Percentage

(8 made min.)

1.000	(9-9), Karen O'Malley, 1985-86
1.000	(8-8), Pam Moore, 1977-78
1.000	(8-8), Amy Bauer, 1988-89
.900	(9-10), Amy Bauer (twice), 1988-89
.900	(9-10), Barb Franke, 1991-92

Most Three-Point Goals

5	Dolly Rademaker (twice), 1990-91
4	Katie Voigt, 1993-94
4	Dolly Rademaker (twice), 1990-91
3	Dolly Rademaker (5 times), 1990-91
3	Robin Threatt, 1988-89
3	Mynette Clark, 1988-89


Most Three-Point Attempts

11	Katie Voigt, 1993-94
11	Dolly Rademaker, 1990-91
9	Dolly Rademaker, 1990-91
8	Dolly Rademaker (twice), 1990-91
7	Dolly Rademaker (3 times), 1990-91

Best Three-Point Percentage

(2 made min.)

.800	(4-5), Katie Voigt, 1993-94
.750	(3-4), Robin Threatt, 1988-89
.750	(3-4), Mynette Clark, 1988-89
.667	(2-3), Kay Fredrickson, 1987-88
.667	(2-3), Dolly Rademaker, 1990-91



Jennah Hartwig is the freshman season record-holder for field goal percentage hitting 77 of 138 field goals while playing in 26 games during the 1993-94 season. She returned last season, after a year's absence, and was a strong reserve playing in all 29 games.

Single Season

Most Points

382	Theresa Huff, 1979-80
377	Pam Moore, 1977-78
368	Chris Pruitt, 1981-82
339	Kerry Karst, 1978-79
331	Kelley Camp, 1977-78
329	Katie Voigt, 1993-94
328	Barb Franke, 1991-92

Most Rebounds

210	Theresa Huff, 1979-80
209	Pam Moore, 1977-78
206	Michele Kozelka, 1988-89
203	Michelle Lowman, 1978-79
201	Barb Franke, 1991-92

Most Assists

141	Amy Bauer, 1988-89
124	Katie Voigt, 1993-94
112	Chris Pruitt, 1981-82
108	Karen O'Malley, 1985-86
80	Kerry Karst, 1978-79

Most Steals

60	Chris Pruitt, 1981-82
60	Pam Moore, 1977-78
59	Faith Johnson, 1980-81
59	Kerry Karst, 1978-79

Most Blocked Shots

73	Michelle Lowman, 1978-79
29	Lisa Bonnell, 1984-85
28	Theresa Huff, 1979-80

Most Field Goals

165	Theresa Huff, 1979-80
163	Pam Moore, 1977-78
145	Kelley Camp, 1977-78
145	Chris Pruitt, 1981-82

Most Field Goals Attempted

383	Pam Moore, 1977-78
360	Kelley Camp, 1977-78
341	Theresa Huff, 1979-80

Best Field Goal Percentage

(60 made min.)

.558	(77-138), Jennah Burkholder, 1993-94
.542	(128-236), Barb Franke, 1991-92
.492	(94-191), Ann Klapperich 1994-95
.484	(165-341), Theresa Huff, 1979-80
.463	(118-255), Michele Kozelka, 1988-89



Katie Voigt hopes to surpass Dolly Rademaker as the UW career leader in three-point goals and attempts. She began her assault on the UW records as a freshman, where she ranks second behind Rademaker in all three, three-point categories.

Most Free Throws

79	Amy Bauer, 1988-89
78	Chris Pruitt, 1981-82
74	Michele Kozelka, 1988-89
70	Katie Voigt, 1993-94
69	Ann Klapperich 1994-95

Most Free Throws Attempted

110	Barb Franke, 1991-92
101	Amy Bauer, 1988-89
100	Michele Kozelka, 1988-89
99	Chris Pruitt, 1981-82
93	Katie Voigt, 1993-94

Best Free Throw Percentage

.793	(69-87), Ann Klapperich, 1994-95
.788	(78-99), Chris Pruitt, 1981-82
.782	(79-101), Amy Bauer, 1988-89
.781	(25-32), Kay Fredrickson, 1987-88
.757	(28-37), Verdell Hale, 1985-86

Most Three-Point Goals

47	Dolly Rademaker, 1990-91
33	Katie Voigt, 1993-94
11	Amy Bauer, 1988-89
7	Barb Franke, 1991-92

Most Three-Point Attempts

116	Dolly Rademaker, 1990-91
96	Katie Voigt, 1993-94
34	Amy Bauer, 1988-89
32	Kay Fredrickson, 1987-88
24	Barb Franke, 1991-91

Best Three-Point Percentage

.405	(47-116), Dolly Rademaker, 1990-91
.344	(33-96), Katie Voigt, 1993-94
.324	(11-34), Amy Bauer, 1988-89
.313	(10-32), Kay Fredrickson, 1987-88
.292	(7-24), Barb Franke, 1991-92

Cumulative 1974-96

Most Points

38*	Barb Franke vs. Purdue, 1-26-96 (12 FG, 14 FT)
35	Barb Franke vs. UW-Green Bay, 12-13-95 (13 FG, 9 FT)
35	Barb Franke vs. Michigan State, 3-4-95 (15 FG, 5 FT)
35	Michele Kozelka vs. Illinois State, 12-30-90 (13 FG, 9 FT)
35	Lisa Bonnell vs. St. Peter's College, 1-3-88 (12 FG, 10 FT)
34	Barb Franke vs. Michigan State, 2-13-94 (11 FG, 1-3PT, 11 FT)
34	Robin Threatt vs. Northwestern, 1-24-93 (13 FG, 4-3PT, 4 FT)
33	Robin Threatt vs. S. Illinois, 12-30-92 (12 FG, 3-3PT, 6 FT)
33	Robin Threatt vs. Michigan, 2-14-92 (13 FG, 6 FT)
33	Chris Pruitt vs. Bradley, 12-1-83 (16 FG, 1 FT)
33	Marty Calden vs. UW-Stevens Point, 1-21-77 (13 FG, 7 FT)
32	Barb Franke vs. Drake, 11-30-95 (13 FG, 6 FT)
32	Robin Threatt vs. Tenn-Martin, 12-12-92 (14 FG, 1-3PT, 3 FT)
32	Janet Huff vs. Ohio State, 2-12-84 (13 FG, 6 FT)
31	Barb Franke vs. Michigan, 2-26-95 (13 FG, 5 FT)
31	Lisa Bonnell vs. Minnesota, 1-10-88 (13 FG, 1-3PT, 2 FT)
30	Robin Threatt vs. Iowa State, 11-24-91 (10 FG, 10 FT)
30	Janet Huff vs. Illinois-Chicago, 12-7-83 (14 FG, 2 FT)
30	Theresa Huff vs. Illinois, 1-19-83 (14 FG, 0 FT)
30	Theresa Huff vs. Drake, 12-2-79 (15 FG, 0 FT)
30	Pam Moore vs. Northern Illinois, 1-17-78 (11 FG, 8 FT)
30	Pam Moore vs. Illinois State, 3-9-78 (13 FG, 4 FT)

Most Field Goals

16	Chris Pruitt vs. Bradley, 12-1-83
15	Theresa Huff vs. Drake, 12-2-79
15*	Barb Franke vs. Michigan State, 3-4-95
14	Lisa Bonnell vs. Minnesota, 1-10-88
14	Theresa Huff vs. Illinois, 1-9-83
14	Robin Threatt vs. Tennessee-Martin, 12-12-92
14	Janet Huff vs. Illinois-Chicago, 12-7-83
14	Theresa Huff vs. Missouri, 2-20-81

Most Field Goal Attempts

28*	Barb Franke vs. Indiana, 2-23-96
27	Theresa Huff vs. Indiana, 2-6-83
27	Theresa Huff vs. Michigan State, 1-14-83
27	Robin Threatt vs. Tennessee-Martin, 12-12-92
27	Linda Gough vs. Lincoln College, 2-2-80
27	Pam Moore vs. UW-Oshkosh, 1-31-78
26	Janet Huff vs. Ohio State, 2-12-84
26	Lisa Bonnell vs. Iowa, 1-8-88
26	Theresa Huff vs. Indiana State, 2-5-82
25	Janet Huff vs. Iowa, 1-22-84

Best Field Goal Percentage

(9 or more made)


.923	Ann Klapperich vs. Marquette (12-13), 1-9-96
.846	Barb Franke vs. Western Michigan (11-13), 11-28-95
.846*	Robin Threatt vs. Michigan State (11-13), 1-17-92
.833	Barb Franke vs. W. Illinois (10-12), 11-28-93
.833	Faith Johnson vs. Indiana (10-12), 1-30-81
.769	Barb Franke vs. Illinois (10-13), 2-20-94
.769	Michele Kozelka vs. Purdue (10-13), 1-27-91
.765	Barb Franke vs. UW-Green Bay (13-17), 12-13-95
.765	Michele Kozelka vs. Illinois State (13-17), 12-30-90
.750	Barb Franke vs. Northwestern (12-16), 2-2-96
.750	Barb Franke vs. Wagner (9-12), 12-5-94
.750	Barb Franke vs. Indiana (9-12), 3-14-92
.750	Robin Threatt vs. Indiana (10-12), 1-30-91
.750	Michele Kozelka vs. UW-Green Bay (9-12), 12-7-88
.750	Megan Scott vs. Minnesota (9-12), 1-27-84

Most Three-Point Goals

6*	Katie Voigt vs. Michigan, 2-25-96
6	Robin Threatt vs. Creighton, 11-26-91
5	Karie Cattanach vs. Austin Peay, 12-2-95
5	Katie Voigt vs. Illinois, 1-22-95
5	Katie Voigt vs. Southern Methodist, 12-2-94
5	Dolly Rademaker vs. Minnesota, 3-8-94
5	Dolly Rademaker vs. Michigan State, 2-13-94
5	Dolly Rademaker vs. Northwestern, 1-23-94
5	Dolly Rademaker vs. Minnesota, 1-9-94
5	Dolly Rademaker vs. UW-Green Bay, 1-3-94
5	Dolly Rademaker vs. Illinois-Chicago, 12-13-94
5	Dolly Rademaker vs. Minnesota, 3-7-91
5	Lisa Bonnell vs. Northwestern, 3-4-88
5	Dolly Rademaker vs. Creighton, 12-9-90
5	Mynette Clark vs. Washington, 11-23-90

Most Three-Point Attempts

13*	Lisa Bonnell vs. Iowa, 1-8-88
12	Katie Voigt vs. Michigan, 2-25-96
11	Katie Voigt vs. Tennessee, 2-8-96
11	Katie Voigt vs. Iowa, 1-7-94
11	Robin Threatt vs. Ohio State, 3-11-92
11	Mynette Clark vs. Nebraska, 12-7-90
11	Mynette Clark vs. Michigan State, 1-11-91
11	Dolly Rademaker vs. Minnesota, 3-7-91
10	Katie Voigt vs. Southern Methodist, 12-2-94
10	Katie Voigt vs. Michigan, 12-28-94
10	Mynette Clark vs. Montana, 3-18-92
10	Robin Threatt vs. Creighton, 11-26-91
10	Shelly Rucinski vs. Florida State, 12-4-87



Barb Franke concluded her career (1991-96) as the most prolific scorer in school history with 1,994 points. She set the school record for most points in a game with 38 against Purdue in 1996. She also owns the record for most points in a season with 601.

Best Three-Point Percentage

(4 or more made)

1.000*	Robin Threatt vs. Michigan State (4 of 4), 2-18-90
.833	Dolly Rademaker vs. Minnesota (5-6), 1-9-94
.833	Lisa Bonnell vs. Northwestern1 (5 of 6), 3-4-88
.800	Karie Cattanaach vs. Indiana (4 of 5)1-3-95
.800	Shelly Rucinski vs. Iowa (4 of 5), 2-4-89
.800	Lisa Bonnell vs. Lake Superior State (4 of 5), 12-11-88

Most Free Throws

17	Michele Kozelka vs. UW-Green Bay, 12-5-89
14*	Barb Franke vs. Purdue, 1-26-96
13	Tracy Winkler vs. Toledo, 12-10-94
13	Barb Franke vs. Purdue, 2-6-94
12	Barb Franke vs. Northern Iowa, 1-16-96
12	Barb Franke vs. Indiana, 12-29-95
12	Barb Franke vs. Ohio State, 1-28-94
12	Verdell Hale vs. Michigan, 1-25-87
11	Barb Franke vs. Marquette, 2-9-95
11	Barb Franke vs. Michigan State, 2-13-94
11	Michele Kozelka vs. Minnesota, 3-2-90
11	Lisa Bonnell vs. Michigan, 2-28-86
11	Theresa Huff vs. Iowa State, 3-6-82

Most Free Throw Attempts

20*	Barb Franke vs. Purdue, 1-26-96
19	Barb Franke vs. Northern Iowa, 1-16-96
17	Barb Franke vs. Ohio State, 1-28-94
17	Michele Kozelka vs. UW-Green Bay, 12-5-89
16	Barb Franke vs. Purdue, 2-6-94
16	Marty Calden vs. Northwestern, 1-22-77
15	Barb Franke vs. Indiana, 12-29-95
15	DeLinda Hastie vs. Fairleigh Dickinson, 1-5-88
14	Barb Franke vs. Marquette, 2-9-95
14	Camille Williams vs. Southern Methodist, 12-2-94
14	Tracy Winkler vs. Toledo, 12-10-94
14	Verdell Hale vs. Michigan, 1-25-87
14	Lisa Bonnell vs. Michigan, 2-28-86
14	Michele Kozelka vs. Illinois State, 12-30-90


Best Free Throw Percentage

(10 or more made)

1.000	Ann Klapperich vs. Penn State (10-10), 1-28-96
1.000*	Camille Williams vs. Penn State (10-10), 2-28-93
1.000	Camille Williams vs. UW-Green Bay (10-10), 12-1-92
1.000	Michele Kozelka vs. UW-Green Bay (17-17), 12-5-89
.929	Tracy Winkler vs. Toledo (13 of 14), 12-10-94
.917	Barb Franke vs. Michigan State (11-12), 2-13-94
.917	Michele Kozelka vs. Minnesota (11-12), 3-2-90
.909	Katie Voigt vs. Ohio State (10-11), 2-16-96
.909	Robin Threatt vs. Iowa State (10-11), 11-24-92
.909	Lisa Bonnell vs. St. Peter's College (10-11), 1-3-88
.857	Verdell Hale vs. Michigan (12-14), 1-25-87
.833	Keisha Anderson vs. Ohio State (10-12), 1-7-96
.833	Katie Voigt vs. Penn State (10-12), 2-23-94
.833	Barb Franke vs. Ohio State (10-12), 1-8-95

Most Rebounds

23*	Theresa Huff vs. Indiana, 2-11-83
23	Linda Gough vs. Lincoln College, 2-2-80
20	Theresa Huff vs. Michigan, 12-6-80
19	DeLinda Hastie vs. UW-Green Bay, 12-9-88
18	Janetta Johnson vs. Northwestern, 2-10-89
18	Theresa Huff vs. Illinois-Chicago, 12-10-81
18	Theresa Huff vs. Loyola, 12-8-81



Ann Klapperich set the single game record for field goal percentage sinking a phenomenal 12 of 13 or .923 percent against Marquette. The junior post player tied Barb Franke for the season-best mark from the floor connecting on 142 of 269 shots for .528 percent.

18	Theresa Huff vs. Northern Illinois, 12-2-81
18	Theresa Huff vs. Wichita State, 11-28-80
18	Ann Hall vs. UW-LaCrosse, 2-20-80

Most Assists

21	Amy Bauer vs. Detroit, 12-11-88
16	Katie Voigt vs. Illinois-Chicago, 12-13-93
14*	Karen O'Malley vs. Minnesota, 1-10-88
14	Amy Bauer vs. Nebraska, 12-7-90
14	Faith Johnson vs. Eastern Illinois, 12-14-85
12	Keisha Anderson vs. Western Illinois, 12-7-95
12	Amy Bauer vs. Indiana, 3-11-89
12	Janet Huff vs. Missouri, 3-20-81
12	Dot Whalen vs. UW-Oshkosh, 3-2-79
11	Keisha Anderson vs. Purdue, 1-26-96
11	Keisha Anderson vs. Baylor, 11-25-94
11	Peggy Shreve vs. Michigan, 2-12-93
11	Amy Bauer vs. Marquette, 1-16-90
11	Amy Bauer vs. UW-Green Bay, 12-7-88
11	Verdell Hale vs. Minnesota, 1-4-87
11	Chris Pruitt vs. Illinois, 2-17-85
11	Janet Huff vs. UW-Green Bay, 12-8-83
11	Nancy Fahey vs. Iowa, 2-13-81

Most Steals

9	Keisha Anderson vs. Western Illinois, 12-7-95
9	Robin Threatt vs. Chicago State, 12-9-92
8*	Keisha Anderson vs. Minnesota, 2-4-96
8*	Keisha Anderson vs. Minnesota, 1-19-96
8*	Keisha Anderson vs. Michigan State, 1-12-96
8	Keisha Anderson vs. Marquette, 2-9-95
8	Katie Voigt vs. Notre Dame, 12-4-93
8	Robin Threatt vs. Western Illinois, 12-13-91
8	Robin Threatt vs. Iowa State, 11-24-91
8	Karen O'Malley vs. Miami of Ohio, 11-29-86
8*	Janet Huff vs. Northwestern, 1-21-83
8*	Janet Huff vs. Michigan State, 1-14-83
8	Janet Huff vs. Northeastern Illinois, 1-19-82
8	Pam Moore vs. Northern Illinois, 1-17-78
7	Keisha Anderson vs. Northwestern, 2-2-96
7	Keisha Anderson vs. Michigan, 12-27-95
7	Keisha Anderson vs. Western Michigan, 11-28-95
7	Keisha Anderson vs. Iowa, 2-19-95
7	Keisha Anderson vs. Michigan State, 2-12-95
7	Robin Threatt vs. Northeastern Ill., 1-4-92
7	Robin Threatt vs. Ohio State, 1-12-92
7	Michele Kozelka vs. Valparaiso, 12-13-88

Big Ten Play (1982-96)


Cumulative (1974-96)

Most Points

379	Barb Franke, 1994 (21.1 avg)	601	Barb Franke, 1995-96 (20.7)
350	Theresa Huff, 1983 (19.4 avg)	574	Robin Threatt, 1991-92 (19.8)
348	Lisa Bonnell, 1988	549	Lisa Bonnell, 1987-88
338	Robin Threatt, 1992	548	Barb Franke, 1994-95
329	Barb Franke, 1996	540	Theresa Huff, 1981-82
328	Janet Huff, 1984	517	Barb Franke, 1993-94
311	Robin Threatt, 1993	515	Janet Huff, 1983-84
310	Lisa Bonnell, 1987	509	Robin Threatt, 1992-93
285	Robin Threatt, 1991	499	Theresa Huff, 1980-81
272	Mynette Clark, 1991	474	Lisa Bonnell, 1986-87
269	Barb Franke, 1995	458	Theresa Huff, 1982-83
265	Megan Scott, 1984	448	Robin Threatt, 1990-91
256	Michele Kozelka, 1990	445	Michele Kozelka, 1989-90
250	Michele Kozelka, 1991	432	Janet Huff, 1981-82
248	Katie Voigt, 1994	419	Katie Voigt, 1995-96
242	Mynette Clark, 1992	420	Chris Pruitt, 1983-84
242	Chris Pruitt, 1984	408	Mynette Clark, 1990-91
236	Katie Voigt, 1996	391	Mynette Clark, 1991-92
235	Faith Johnson, 1985	382	Theresa Huff, 1983-84
233	Keisha Anderson, 1995	380	Ann Klapperich, 1995-96
233	Michele Kozelka, 1989	380	Keisha Anderson, 1994-95
226	Keisha Anderson, 1996	368	Keisha Anderson, 1995-96

Most Rebounds

214	Theresa Huff, 1983 (11.9 avg)	394	Theresa Huff, 1981-82 (11.6)
165	Michele Kozelka, 1991	303	Theresa Huff, 1982-83
159	Michele Kozelka, 1989	294	Theresa Huff, 1980-81
157	Janetta Johnson, 1989	260	Michele Kozelka, 1990-91



Theresa Huff was displaced last season by Barb Franke in several scoring categories, but maintained her records in rebounding as the only double-figure rebounder in school history averaging 11.6 in 1981-82. The 5-11 leaper has 1,201 career caroms, 285 more than her nearest rival.

Big Ten Play (1982-96)

Cumulative (1974-96)

153	Barb Franke, 1994	254	Vivian Rorer, 1981-82
151	Michelle Kozelka, 1990	244	Michelle Kozelka, 1989-90
145	Megan Scott, 1984	241	Ann Hall, 1979-80
137	Lisa Bonnell, 1987	230	Janetta Johnson, 1988-89
136	Lisa Bonnell, 1988	229	Barb Franke, 1994-95
128	DeLinda Hastie, 1987	226	Barb Franke, 1995-96
124	DeLinda Hastie, 1988	206	Michele Kozelka, 1991-92
123	Katie Voigt, 1994	206	Michele Kozelka, 1988-89

Highest Scoring Average

21.1	Barb Franke, 1994 (18 games)	20.7	Barb Franke, 1995-96 (29)
20.6	Barb Franke, 1996 (16 games)	19.8	Robin Threatt, 1991-92 (29)
19.4	Theresa Huff, 1985	19.6	Lisa Bonnell, 1987-88
19.3	Lisa Bonnell, 1988	19.2	Barb Franke, 1993-94
19.3	Janet Huff, 1984	19.1	Janet Huff, 1983-84
18.8	Robin Threatt, 1992	18.9	Barb Franke, 1994-5
17.3	Robin Threatt, 1993	18.9	Robin Threatt, 1992-93
17.2	Lisa Bonnell, 1987	16.9	Theresa Huff, 1982-83
16.8	Barb Franke, 1995	16.9	Lisa Bonnell, 1986-87
15.8	Robin Threatt, 1991	16.6	Robin Threatt, 1990-91
15.1	Mynette Clark, 1991	16.6	Theresa Huff, 1980-81
14.7	Michele Kozelka, 1990	16.3	Pam Moore, 1977-78
14.7	Megan Scott, 1984	15.9	Theresa Huff, 1981-82
14.6	Keisha Anderson, 1995	15.9	Michele Kozelka, 1989-90

Highest Rebound Average

11.9	Theresa Huff, 1983 (18 games)	11.6	Theresa Huff, 1981-82 (34)
9.2	Michele Kozelka, 1991	11.2	Theresa Huff, 1982-83
8.8	Michele Kozelka, 1989	9.8	Theresa Huff, 1980-81
8.7	Janetta Johnson, 1989	9.8	Ginny Vorwald, 1976-77
8.5	Barb Franke, 1994	9.3	Michele Kozelka, 1990-91
8.4	Michele Kozelka, 1990	9.0	Pam Moore, 1977-78
8.2	Megan Scott, 1984	8.7	Michele Kozelka, 1989-90
7.9	Michele Kozelka, 1992	8.5	Janetta Johnson, 1988-89
7.9	Barb Franke, 1996	8.3	Barb Franke, 1993-94
		8.3	DeLinda Hastie, 1987-88

Most Field Goals

153	Theresa Huff, 1983 (18 games)	232	Theresa Huff, 1981-82 (34)
143	Lisa Bonnell, 1988	225	Barb Franke, 1995-96 (29)
140	Barb Franke, 1994	223	Theresa Huff, 1980-81
136	Janet Huff, 1984	223	Lisa Bonnell, 1987-88
129	Lisa Bonnell, 1987	221	Robin Threatt, 1991-92
128	Robin Threatt, 1992	217	Janet Huff, 1983-84
122	Barb Franke, 1996	209	Robin Threatt, 1992-93
119	Robin Threatt, 1993	203	Theresa Huff, 1982-83
111	Robin Threatt, 1991	202	Lisa Bonnell, 1986-87
109	Megan Scott, 1984	199	Barb Franke, 1994-5
102	Chris Pruitt, 1984	189	Barb Franke, 1993-94
102	Faith Johnson, 1985	188	Chris Pruitt, 1983-84

Most Field Goal Attempts

324	Lisa Bonnell, 1988 (18 games)	510	Theresa Huff, 1981-82 (34)
314	Theresa Huff, 1983	498	Lisa Bonnell, 1987-88
301	Janet Huff, 1984	476	Janet Huff, 1983-84
291	Lisa Bonnell, 1987	444	Robin Threatt, 1992-93
274	Robin Threatt, 1993	442	Robin Threatt, 1991-92
267	Robin Threatt, 1992	438	Theresa Huff, 1980-81
252	Chris Pruitt, 1984	437	Lisa Bonnell, 1986-87
248	Robin Threatt, 1991	437	Theresa Huff, 1982-83
244	Barb Franke, 1994	428	Janet Huff, 1981-82
236	Chris Pruitt, 1985	426	Barb Franke, 1995-96

Big Ten Play (1982-96)**Cumulative (1974-96)****Best Field Goal Percentage**
(100 or more attempts)

.574 Barb Franke, 1994 (140-244)	.564 Barb Franke, 1993-94 (189-335)
.548 Megan Scott, 1984 (109-199)	.558 J. Burkholder, 1993-94 (77-138)
.537 Camille Williams, 1993 (79-147)	.547 Megan Scott, 1983-84 (127-232)
.531 Barb Franke, 1992 (85-160)	.542 Barb Franke, 1991-92 (128-236)
.526 Barb Franke, 1996 (122-232)	.528 Barb Franke, 1995-96 (225-426)
.513 Ann Klapperich, 1995 (77-150)	.528 A Klapperich, 1995-96 (142-269)
.495 Janetta Johnson, 1989 (99-200)	.518 Vivian Rorer, 1981-82 (156-301)
.487 Barb Franke, 1995 (97-199)	.515 J. Johnson, 1988-89 (152-295)
.487 Theresa Huff, 1983 (153-314)	.514 C. Williams, 1992-93 (111-216)
.479 Robin Threatt, 1992 (128-267)	.510 Vivian Rorer, 1980-81 (53-104)
.472 Michele Kozelka, 1992 (76-161)	.509 Theresa Huff, 1980-81 (223-438)
.466 Faith Johnson, 1985 (102-219)	.504 Camille Williams, 1994-95 (64-127)
.465 Ann Klapperich, 1996 (74-159)	.500 Barb Franke, 1994-95 (199-398)
.462 Michele Kozelka, 1989 (91-197)	.500 Marty Calden, 1976-77 (129-258)
.461 Michele Kozelka, 1990 (100-217)	.500 Robin Threatt, 1991-92 (221-442)
.460 Katie Voigt, 1994 (86-187)	.492 Ann Klapperich, 1994-95 (64-127)

Most Three-Point Goals

40 Dolly Rademaker, 1994 (18 games)	63 Dolly Rademaker, 1993-94 (27)
37 Mynette Clark, 1991	60 Katie Voigt, 1995-96
32 Katie Voigt, 1996	57 Katie Voigt, 1994-95
32 Mynette Clark, 1992	58 Mynette Clark, 1990-91
31 Robin Threatt, 1993	50 Katie Voigt, 1994-95
27 Katie Voigt, 1995	49 Mynette Clark, 1991-92
27 Dolly Rademaker, 1993	47 Dolly Rademaker, 1990-91
27 Katie Voigt, 1994	40 Robin Threatt, 1992-93
23 Robin Threatt, 1992	39 Robin Threatt, 1991-92
22 Robin Threatt, 1990	34 Dolly Rademaker, 1992-93
21 Robin Threatt, 1991	33 Katie Voigt, 1993-94
19 Jen Waterman, 1993	33 Robin Threatt, 1990-91

Most Three-Point Attempts

111 Mynette Clark, 1991 (18 games)	182 Mynette Clark, 1990-91 (28)
102 Katie Voigt, 1996	176 Katie Voigt, 1995-96
97 Dolly Rademaker, 1994	164 Katie Voigt, 1994-95
87 Robin Threatt, 1993	144 Dolly Rademaker, 1993-94
81 Katie Voigt, 1995	141 Mynette Clark, 1991-92
81 Dolly Rademaker, 1993	116 Dolly Rademaker, 1992-93
78 Mynette Clark, 1992	116 Dolly Rademaker, 1990-91
74 Katie Voigt, 1994	114 Robin Threatt, 1992-93
67 Robin Threatt, 1990	112 Robin Threatt, 1991-92
66 Robin Threatt, 1992	104 Dolly Rademaker, '91-92
64 Dolly Rademaker, 1991	97 Lisa Bonnell, 1987-88
64 Robin Threatt, 1991	96 Katie Voigt, 1993-94

Best Three-Point Percentage
(20 or more made)

.412 Dolly Rademaker, 1994 (40-97)	.438 Dolly Rademaker, 1993-94 (63-144)
.410 Mynette Clark, 1992 (32-78)	.405 Dolly Rademaker, 1990-91 (47-116)
.356 Robin Threatt, 1993 (31-87)	.382 Karie Cattanaach, 1994-95 (26-68)
.351 Katie Voigt, 1994 (26-74)	.372 Karie Cattanaach, 1995-96 (29-78)
.349 Robin Threatt, 1992 (23-66)	.351 Robin Threatt, 1992-93 (40-114)
.344 Dolly Rademaker, 1991 (22-64)	.348 Katie Voigt, 1994-95 (57-164)
.333 Katie Voigt, 1995 (27-81)	.348 Mynette Clark, 1991-92 (49-141)
.333 Dolly Rademaker, 1993 (27-81)	.348 Robin Threatt, 1991-92 (39-112)
.333 Mynette Clark, 1991 (37-111)	.345 Robin Threatt, 1989-90 (29-84)
.328 Robin Threatt, 1991 (21-64)	.344 Katie Voigt, 1993-94 (33-96)


Note: 1987-88 was first season with the three-point goal

Big Ten Play (1982-96)**Cumulative (1974-96)****Most Free Throws**

90 Barb Franke, 1994 (18 games)	150 Barb Franke, 1995-96 (29)
84 Barb Franke, 1996 (16 games)	141 Barb Franke, 1994-95
72 Camille Williams, 1993	125 Barb Franke, 1993-94
70 Barb Franke, 1995	118 Michele Kozelka, 1989-90
65 Lisa Lawrence, 1991	110 Camille Williams, 1992-93
64 Michele Kozelka, 1990	93 Robin Threatt, 1991-92
59 Robin Threatt, 1992	92 Ann Klapperich, 1995-96
58 Amy Bauer, 1991	88 Lisa Lawrence, 1990-91
56 Janet Huff, 1984	87 Keisha Anderson, 1995-96
56 Carmella McMullen, 1985	85 Michele Kozelka, 1990-91
55 Ann Klapperich, 1995	85 DeLinda Hastie, 1987-88
54 Ann Klapperich, 1996	84 Amy Bauer, 1990-91

Most Free Throw Attempts

125 Barb Franke, 1994 (18 games)	217 Barb Franke, 1994-95 (29)
119 Barb Franke, 1995	208 Barb Franke, 1995-96
113 Barb Franke, 1996	173 Barb Franke, 1993-94
111 Camille Williams, 1993	166 Camille Williams, 1992-93
84 Michele Kozelka, 1990	147 Michele Kozelka, 1989-90
82 Lisa Lawrence, 1991	144 DeLinda Hastie, 1987-88
80 Robin Threatt, 1992	127 Ann Klapperich, 1995-96
80 Megan Scott, 1984	123 Robin Threatt, 1991-92
79 Barb Franke, 1992	123 Michele Kozelka, 1990-91
77 Amy Bauer, 1991	119 Theresa Huff, 1981-82
	117 Keisha Anderson, 1995-96



Former Badger Dolly Rademaker holds the career and season records for three-point goals made and attempted, but those stats may fall as senior Katie Voigt concludes her career in 1997.


Big Ten Play (1982-96)**Cumulative (1974-96)****Best Free Throw Percentage**

(45 or more attempts)

.845 Karen O'Malley, 1987 (38-45)	.887 Katie Voigt, 1995-96 (63-71)
.815 Mynette Clark, 1992 (44-54)	.812 Katie Voigt, 1994-95 (39-48)
.821 Ann Klapperich, 1994-95 (55-67)	.804 Mynette Clark, 1991-92 (74-92)
.810 Mynette Clark, 1991 (47-58)	.803 M. Kozelka, 1989-90 (118-147)
.809 Chris Pruitt, 1983 (38-47)	.796 Amy Bauer, 1989-90 (43-54)
.804 Chris Pruitt, 1985 (41-51)	.795 Karen O'Malley, 1986-87 (62-78)
.793 Lisa Lawrence, 1991 (65-82)	.794 Janet Huff, 1983-84 (81-102)
.781 Katie Voigt, 1994 (50-64)	.793 Ann Klapperich, 1994-95 (69-87)
.778 C McMullen, 1985 (56-72)	.788 Chris Pruitt, 1981-82 (78-99)

Most Personal Fouls

4.22 Janet Johnson, 1989 (76/18)	4.15 Janet Johnson, 1988-89 (112/27)
3.88 Michelle Lowman, 1983 (70/18)	3.85 Karen O'Malley, 1985-86 (104/27)
3.82 Karen O'Malley, 1986 (65/17)	3.68 Teresa Theder, 1984-85 (103/28)
3.81 Ann Klapperich, 1996 (61/16)	3.59 Barb Franke, 1991-92 (104/29)
3.72 Teresa Theder, 1985 (67/18)	3.59 Michelle Lowman, 1982-83 (97/27)
3.67 Mynette Clark, 1991 (66/18)	3.58 Michelle Lowman, 1978-79 (86/24)
3.67 DeLinda Hastie, 1987 (66/18)	3.50 Sharon Johnson, 1992-93 (84/24)
3.55 Barb Franke, 1992 (64/18)	3.45 Ann Klapperich, 1995-96 (100/29)



Point guard Keisha Anderson directs the Badger offense, but what she loves more than anything is defense. A good steal can really get the crowd going and motivate the team according to Anderson. The "Queen of Thefts" reset the UW single season steals and assists record last year, and set the Big Ten season record of 76 steals averaging 4.3 per game.

**Big Ten Play (1982-96)****Cumulative (1974-96)****Most Assists**

98 Keisha Anderson, 1996 (16)	195 K. Anderson, 1995-96 (29)
75 Amy Bauer, 1989 (18)	153 K. Anderson, 1994-95 (29)
73 Verdell Hale, 1987	141 Amy Bauer, 1988-89
72 Keisha Anderson, 1995	124 Katie Voigt, 1993-94
71 Katie Voigt, 1994	124 Amy Bauer, 1990-91
71 Chris Pruitt, 1985	124 Nancy Fahey, 1980-1
69 Mynette Clark, 1991	123 Verdell Hale, 1986-87
68 Karen O'Malley, 1988	120 Faith Johnson, 1981-82
67 Janet Huff, 1984	119 Janet Huff, 1982-83
66 Karen O'Malley, 1986	119 Kelley Camp, 1978-79

Most Steals

76 Keisha Anderson, 1996 (16)	124 K. Anderson, 1995-96 (29)
60 Keisha Anderson, 1995 (16)	109 K. Anderson, 1994-95 (29)
54 Faith Johnson, 1985	90 Janet Huff, 1981-82
53 Robin Threatt, 1993	88 Robin Threatt, 1991-92
50 Janet Huff, 1983	87 Robin Threatt, 1992-93
49 Janet Huff, 1984	80 Janet Huff, 1983-84
48 Theresa Huff, 1983	78 Faith Johnson, 1984-85
42 Megan Scott, 1984	76 Janet Huff, 1982-83
42 Faith Johnson, 1983	73 Vivian Rorer, 1981-82
39 Robin Threatt, 1992	70 Theresa Huff, 1981-82

Most Blocked Shots

70 Janet Johnson, 1989 (18)	130 J. Johnson, 1988-89 (27)
48 Michelle Lowman, 1983	80 Michelle Lowman, 1982-83
28 Inga Young, 1987	73 Michelle Lowman, 1978-79
24 Inga Young, 1986	54 Michelle Lowman, 1980-81
18 DeLinda Hastie, 1987	51 Inga Young, 1986-87
18 Theresa Huff, 1983	43 Inga Young, 1985-86
17 Chris Pruitt, 1984	32 Theresa Huff, 1982-83
17 Andrea Adams, 1984	29 Lisa Bonnell, 1984-85
15 Michele Fischer, 1987	26 DeLinda Hastie, 1986-87
14 Camille Williams, 1993	25 Michelle Fischer, 1986-87

Most Consecutive Free Throws

29 Michele Kozelka, 1990

Most Consecutive Free Throws in a Game


17-17 Michele Kozelka, 1990

Scoring Average

Year	Players	Class	No.	Games	Avg.
1996	Barb Franke	Sr.	601	29	20.7
1995	Barb Franke	Jr.	548	29	18.9
1994	Barb Franke	So.	517	27	19.2
1993	Robin Threatt	Sr.	509	27	18.9
1992	Robin Threatt	Jr.	574	29	19.8
1991	Robin Threatt	So.	448	28	16.6
1990	Michele Kozelka	So.	445	28	15.9
1989	Janetta Johnson	Jr.	340	27	12.6
1988	Lisa Bonnell	Sr.	549	28	19.6
1987	Lisa Bonnell	Jr.	474	28	16.9
1986	Lisa Bonnell	So.	280	26	10.8
1985	Faith Johnson	Sr.	334	28	11.9
1984	Janet Huff	Sr.	515	27	19.1
1983	Theresa Huff	Sr.	458	27	16.9
1982	Theresa Huff	Jr.	540	34	15.9
1981	Theresa Huff	So.	499	31	16.6
1980	Theresa Huff	Fr.	382	26	14.1
1979	Kerry Karst	Fr.	339	24	14.1
1978	Pam Moore	Fr.	377	23	16.3
1977	Martha Calden	Sr.	320	21	15.2
1976	Kristi Condon	Sr.	199	18	11.0

Rebounding Average

Year	Players	Class	No.	Games	Avg.
1996	Barb Franke	Sr.	226	29	7.8
1995	Barb Franke	Jr.	229	29	7.9
1994	Barb Franke	So.	225	27	8.3
1993	Camille Williams	So.	143	27	5.3
1992	Michele Kozelka	Sr.	206	28	7.4
1991	Michele Kozelka	Jr.	260	28	9.3
1990	Michele Kozelka	So.	244	28	8.7
1989	Janetta Johnson	Jr.	230	27	8.5
1988	DeLinda Hastie	Sr.	223	27	8.3
1987	Lisa Bonnell	Jr.	209	28	7.5
1986	Lisa Bonnell	So.	185	26	7.1
1985	Chris Pruitt	Sr.	172	27	6.4
1984	Chris Pruitt	Jr.	199	28	7.1
	Andrea Adams	Jr.	199	28	7.1
1983	Theresa Huff	Sr.	303	27	11.2
1982	Theresa Huff	Jr.	394	34	11.6
1981	Theresa Huff	So.	294	30	9.8
1980	Ann Hall	Sr.	241	27	8.9
1979	Michelle Lowman	Fr.	203	23	8.8
1978	Pam Moore	Fr.	209	23	9.0



Wisconsin's women athletes have become sports stars and role models for many girls and boys as well as the subject of media attention. Nearly 150 credentialed media attended last year's sellout with Tennessee. Tennessee head coach Pat Summitt and several players attend the post game news conference after the 61-72 Badger loss.

1977	Ginny Vorwald	Fr.	185	19	9.7
1976	Becky Johnson	Jr.	88	18	4.9
1976	Kristi Condon	Sr.	199	18	11.0

Assists

Year	Players	Class	No.	Games	Avg.
1996	Keisha Anderson	Jr.	195	29	6.7
1995	Keisha Anderson	So.	153	29	5.3
1994	Katie Voigt	Fr.	124	27	4.6
1993	Peggy Shreve	Sr.	99	27	3.7
1992	Mynette Clark	Sr.	93	29	3.2
1991	Amy Bauer	Jr.	124	22	5.6
1990	Amy Bauer	So.	105	25	4.2
1989	Amy Bauer	Fr.	141	26	5.4
1988	Karen O'Malley	Sr.	113	27	4.2
1987	Verdell Hale	Jr.	123	28	4.4
1986	Karen O'Malley	So.	108	27	4.0
1985	Faith Johnson	Sr.	109	28	3.9
1984	Janet Huff	Sr.	110	27	4.1
1983	Janet Huff	Jr.	120	27	4.4
1982	Faith Johnson	Fr.	120	33	3.6
1981	Nancy Fahey	Sr.	124	31	4.0
1980	Nancy Fahey	Jr.	117	29	4.0
1979	Kelley Camp	Sr.	119	23	5.2
1978	Not available				
1977	Dot Whalen	Fr.	41	21	2.0
1976	Ellen Mason	Jr.	27	18	1.5

Steals

Year	Players	Class	No.	Games	Avg.
1996	Keisha Anderson	Jr.	124	29	4.3
1995	Keisha Anderson	So.	109	29	3.8
1994	Sharon Johnson	Jr.	41	27	1.5
1993	Robin Threatt	Sr.	87	27	3.2
1992	Robin Threatt	Jr.	88	29	3.0
1991	Michele Kozelka	Jr.	63	27	2.3
1990	Robin Threatt	Fr.	55	26	2.1
1989	Michele Kozelka	Fr.	45	26	1.7
1988	Verdell Hale	Sr.	43	21	2.0
1987	Verdell Hale	Jr.	53	28	1.9
1986	Karen O'Malley	So.	56	28	2.0
1985	Faith Johnson	Sr.	78	28	2.8
1984	Janet Huff	Sr.	80	27	3.0
1983	Janet Huff	Jr.	76	27	2.8
1982	Janet Huff	So.	90	34	2.6
1981	Theresa Huff	So.	60	30	2.0
1980	Linda Gough	Jr.	52	27	1.9
1979	Kerry Karst	Fr.	59	24	2.5
1978	Pam Moore	Fr.	60	23	2.6

Blocks

Year	Players	Class	No.	Games	Avg.
1996	Barb Franke	Sr.	21	29	0.7
1995	Barb Franke	Jr.	19	29	0.6
1994	Barb Franke	So.	19	27	0.7
1993	Camille Williams	So.	20	27	0.7
1992	Mynette Clark	Sr.	16	27	0.6
	Camille Williams	Fr.	16	27	0.6
1991	Rebecca Leet	Fr.	12	23	0.5
1990	Amber Landrigan	Fr.	14	28	0.5
1989	Janetta Johnson	Jr.	130	27	4.8
1988	Lisa Bonnell	Sr.	23	29	0.8
1987	Inga Young	Sr.	51	28	1.8
1986	Inga Young	Jr.	43	25	1.7
1985	Lisa Bonnell	Fr.	29	29	1.0
1984	Theresa Theder	Jr.	23	23	1.0
1983	Michelle Lowman	Sr.	78	27	2.9
1982	Michelle Lowman	Jr.	54	34	1.6
1981	Michelle Lowman	So.	47	31	1.5
1980	Theresa Huff	Fr.	23	19	1.2
1979	Michelle Lowman	Fr.	74	23	3.2

Cumulative (1974-96)

Most Points

- 123 vs. Bradley, 12-5-82 (UW-123, BRAD-79)
102* vs. Minnesota, 1-6-91 (UW-102, MINN-77)

Fewest Points

- 28 vs. Illinois State, 12-5-75 (UW-28, ISU-88)
32* vs. Iowa, 1-26-86 (UW-32, IA-68)

Most Points Allowed

- 103* vs. Indiana, 2-1-91 (UW-86, IND-103)

Fewest Points Allowed

- 27 vs. Northern Illinois, 1-23-75 (UW-42, NIU-27)
44* vs. Iowa, 2-23-83 (UW-68, IA-44)

Most Field Goals

- 52 vs. Bradley (52 of 87), 12-5-82
43* vs. Michigan (43 of 91), 1-16-83
43* vs. Purdue (43 of 81), 1-6-84

Fewest Field Goals

- 12* vs. Iowa (12 of 48), 1-26-86

Most Field Goal Attempts

- 108 vs. DePaul (46 of 108), 12-14-77
91* vs. Michigan (43 of 91), 1-16-83

Fewest Field Goal Attempts

- 36 vs. UW-Green Bay (16 of 36), 12-5-89
40* vs. Purdue (17 of 40), 3-6-94

Best Field Goal Percentage

- .621 vs. UW-Milwaukee (41-66), 12-9-93
.604* vs. Ohio State (32 of 53), 1-28-94

Lowest Field Goal Percentage

- .215 vs. Michigan (14 of 65), 2-7-76
.222* vs. Minnesota (14 of 63), 3-5-87

Most Three-Point Goals

- 11* vs. Northwestern (11-23), 2-28-92
11 vs. Creighton (11-28), 11-26-91

Fewest Three-Point Goals

- 0 vs. UW-Green Bay (0-7), 12-7-94

Most Three-Point Attempts

- 30 vs. Auburn (6-30), 11-29-91
30* vs. Ohio State (8-30), 3-11-92

Fewest Three-Point Attempts

- 0 vs. Chicago State, 1-2-90
0 vs. UW-Green Bay, 12-5-89
0 vs. Valparaiso, 12-13-88
0 vs. Loyola, 12-8-88

Best Three-Point Percentage (10 or more made)

- .667* vs. Minnesota (10-15), 1-9-94

Lowest Three-Point Percentage

- .000 vs. UW-Green Bay (0-7), 12-7-94
.125* vs. Indiana (1-8), 12-29-95

Most Free Throws

- 40 vs. Northern Iowa (40-57), 1-16-96
32* vs. Michigan (32-33), 2-8-91

Fewest Free Throws

- 0* vs. Iowa (0-4), 1-22-84

Most Free Throw Attempts

- 57 vs. Northern Iowa (40-57), 1-16-96
42* vs. Minnesota (27-42), 2-5-89

Fewest Free Throw Attempts

- 2 vs. Utah (1-2), 11-30-91
2* vs. Indiana (2-2), 2-17-79

Best Free Throw Percentage (14 or more atts.)

- 1.00* vs. Michigan State (14-14), 2-28-88

Lowest Free Throw Percentage (14 or more atts.)

- .333 vs. Eastern Kentucky (7-21), 11-27-83
.389* vs. Indiana (7-18), 2-11-83

Most Personal Fouls

- 36 vs. UW-Stevens Point, 1-27-79
33* vs. Purdue, 2-23-90

Most Rebounds

- 74 vs. Western Illinois, 1-13-82
65* vs. Michigan, 2-20-87

Fewest Rebounds

- 20* vs. Michigan, 2-2-86

Most Assists

- 34 vs. UW-Milwaukee, 12-13-78
28* vs. Illinois, 2-8-87

Fewest Assists

- 4* vs. Illinois, 2-14-88
4 vs. Florida State, 12-4-87

Most Steals

- 27 vs. DePaul, 12-14-77
27 vs. UW-Eau Claire, 12-1-77
23* vs. Purdue, 1-6-84

Fewest Steals

- 0 vs. Stanford, 11-25-88
2* vs. Ohio State, 1-8-89
2* vs. Iowa, 3-12-88

Most Turnovers

- 42* vs. Penn State, 2-23-94

Fewest Turnovers

- 9* vs. Indiana, 2-23-96

Most Blocked Shots

- 17* vs. Iowa, 1-23-83

Largest Margin of Victory

- 65 vs. UW-Milwaukee (115-50), 12-13-78
41* vs. Michigan (89-48), 2-27-95

Largest Margin of Loss

- 72 vs. UW-LaCrosse (30-102), 2-11-76
57 vs. Stanford (62-119), 11-25-88
48* vs. Purdue (45-93), 3-6-94
48* vs. Iowa (50-98), 3-12-88

Most Overtimes

- 2 Wisconsin (98) vs. Purdue (95), 1-26-96
2 Wisconsin (62) vs. Cal St.-Long Beach (66), 12-30-82

* Indicates UW School Record in Big Ten Conference play

Big Ten Play (1982-96)	Cumulative (1974-96)
Most Points	
79.6 1991 (1433 in 18)	81.7 1990-91 (2288 in 28)
Fewest Points	
56.1 1986 (1009 in 18)	43.6 1975-76 (785 in 18)
Most Field Goals	
28.8 1983 (519 in 18)	30.8 1982-83 (831 in 27)
Most Field Goal Attempts	
68.8 1983 (1238 in 18)	76.1 1977-78 (1827 in 24)
Best Field Goal Percentage	
.458 1994 (465 of 1015)	.466 1993-94 (722 of 1549)
Lowest Field Goal Percentage	
.359 1986 (403 of 1124)	.299 1975-76 (352 of 1177)
Most Three-Point Goals	
5.2 1991 (94 in 18)	5.8 1990-91 (161 in 28)
Most Three-Point Attempts	
16.3 1991 (293 in 18)	17.3 1990-91 (485 in 28)
Best Three-Point Percentage	
.344 1992 (88 of 256)	.351 1993-94 (133 of 379)
Lowest Three-Point Percentage	
.290 1988 (38-131)	.267 (1987-88 (60-225)
Most Free Throws	
17.3 1996 (278 in 16)	17.3 1995-96 (502-29)
Most Free Throw Attempts	
23.9 1995 (383 in 16)	24.5 1995-96 (712 in 29)
Best Free Throw Percentage	
.749 1991 (311 of 415)	.719 1990-91 (463 of 644)
Lowest Free Throw Percentage	
.644 1988 (199 of 309)	.556 1975-76 (98 of 176)
Most Rebounds	
43.7 1983 (788 in 18)	45.6 1990-91 (1236 in 18)
Fewest Rebounds	
34.3 1993 (617 in 18)	21.8 1975-76 (394 in 18)
Most Personal Fouls	
22.4 1986 (404 in 18)	22.9 1985-86 (642 in 28)
Most Assists	
16.2 1990 (291 in 18)	16.3 1990-91 (456 in 28)
Fewest Assists	
11.9 1986 (215 in 18)	12.5 1985-86 (349 in 28)
Most Turnovers	
24.5 1994 (441 in 18)	25.3 1993-94 (684 in 27)
Fewest Turnovers	
18.2 1995 (291 in 16)	19.4 1994-95 (563 in 29)
Most Blocks	
5.2 1983 (93 in 18)	5.7 1982-83 (155 in 27)
Fewest Blocks	
1.4 1990 (26 in 18)	2.1 1994-95 (61 in 29)
Most Steals	
12.9 1996 (207 in 16)	12.9 1995-96 (375 in 29)
Fewest Steals	
7.1 1986 (128 in 18)	7.7 1986-87 (249 in 28)
Best Season Opening	
7-0 1984 (Record 13-5, 2nd)	7-0 19982-83 (Record 19-8)
Best Non-Conference Record	
	8-1 19982-83 (Record 19-8)
Attendance	
8,433 1996 (67,464 in 8)	7,884 1995-96 (94,604 in 12)

Big Ten Play (1982-96)	Cumulative (1974-96)
Most Victories	
13 1992 (Rec: 13-5)	21 1995-96 (Rec: 21-8)
13 1984 (Rec: 13-5)	21 1981-82 (Rec:21-13)
Most Consecutive Victories	
8 1996 (Rec: 12-4)	10 1995-96 (Rec: 21-8)
7 1984 (Rec: 13-5)	7 1994-95 (Rec: 20-9)
Most Consecutive Home Victories	
11 1983-84 (Rec: 18-10)	
Fewest Victories	
1 1986 (Rec: 1-17)	4 1987-88 (Rec: 4-24)
4 1985-86 (Rec: 4-24)	
Most Losses	
17 1986 (Rec: 1-17)	24 1987-88 (Rec: 4-24)
24 1985-86 (Rec: 4-24)	
Most Consecutive Losses	
15 1988 (Rec: 2-16)	17 1985-86 (Rec: 4-24)
Fewest Losses	
5 1995 (Rec: 20-9)	7 1974-75 (Rec: 11-7)
5 1984 (Rec: 13-5)	
Most Overtimes	
2 1996 Season	4 1990-91
2 1991 Season	2 1995-96
1 1995 Season	2 1988-89
1 1989 Season	2 1986-87
1 1987 Season	2 1985-86
1 1985 Season	2 1982-83
	2 1981-82
Big Ten Overtime Record: 4-3	
W Wisconsin-98 vs. Purdue-95, 2 OT, 1/26/96	
W Wisconsin-79 vs. Minnesota-78, 1 OT, 2-5-95	
L Wisconsin-76 at Ohio State-81, 1 OT, 2-3-91	
L Wisconsin-76 at Iowa-85, 1 OT, 3-9-91	
L Wisconsin-75 at Illinois-81, 1 OT, 1-27-89	
W Wisconsin-48 at Indiana-46, 1 OT, 2-15-87	
W Wisconsin-89 vs. Northwestern-86, 1 OT, 3-9-85	
Program Overtime Record: 13-7	
W Wisconsin-98 vs. Purdue-95, 2 OT, 1/26/96	
W Wisconsin-79 vs. Minnesota-78, 1 OT, 2-5-95	
L Wisconsin-76 at Ohio State-81, 1 OT, 2-3-91	
L Wisconsin-76 at Iowa-85, 1 OT, 3-9-91	
W Wisconsin-80 at Nebraska-74, 1 OT, 12-7-90	
L Wisconsin-91, Washington-99, 1 OT, 11-23-90 (at Colorado)	
L Wisconsin-75 at Illinois-81, 1 OT, 1-27-89	
W Wisconsin-62 at UW-Green Bay-58, 1 OT, 12-7-88	
W Wisconsin-48 at Indiana-46, 1 OT, 2-15-87	
W Wisconsin-73 at Cincinnati-68, 1 OT, 11-28-86	
W Wisconsin-74 vs. Western Illinois-69, 1 OT, 11-24-85	
L Wisconsin-57 at Illinois State-64, 1 OT, 12-22-85	
W Wisconsin-89 vs. Northwestern-86, 1 OT, 3-9-85	
W Wisconsin-77 vs. Illinois State-75, 1 OT, 2-16-83	
L Wisconsin-62 at Cal St-Long Beach-66, 2 OT, 12-30-82	
W Wisconsin-68 at Indiana State-60, 1 OT, 3-12-82	
W Wisconsin-78 vs. Iowa State-77, 1 OT, 3-6-82	
L Wisconsin-76 at Union University-78, 1 OT, 1-6-81	
W Wisconsin-72 at Yale-70, 1 OT, 1-7-80	
W Wisconsin-82 vs. Purdue-75, 1 OT, 1-20-79	

Individual Records

All-Time Badger Field House Record 1974-96 151 wins, 109 losses (.581)

Most Points

Wisconsin	38	Barb Franke vs. Purdue (12fg, 14-20ft)	1-26-96
Opponent	41	Laura Coenen (Minn.) (15fg, 11-14ft)	2-18-83

Most Field Goals

Wisconsin	13	Barb Franke vs. Drake (13-22)	11-30-95
	13	Michele Kozelka vs. Illinois State (13-17)	12-30-90
	13	Lisa Bonnell vs. Detroit (13-19)	12-13-87
	13	Janet Huff vs. Ohio State (13-26)	2-12-84
	13	Janet Huff vs. Iowa (13-25)	1-22-84
Opponent	15	Carol Emanuel (Purdue) (15-27)	3-12-83
	15	Laura Coenen (Minnesota) (15-26)	2-18-83

Most Field Goals Attempted

Wisconsin	27	Theresa Huff vs. Indiana (11-27)	2-6-83
	27	Theresa Huff vs. Michigan State (12-27)	1-14-83
Opponent	30	Mary Schoenhoff (Loyola) (12-30)	12-8-81
	30	Robin Hasemann (Western Illinois) (13-30)	12-4-88

Best Field Goal Percentage (8 attempts minimum)

Wisconsin	.889	Ann Klapperich vs. Illinois State (8-9)	12-9-95
Opponent	.889	Roxanne Grabow (Bradley) (8-9)	12-5-82

Most Three-Point Field Goals

Wisconsin	6	Robin Threatt vs. Creighton (6-10)	11-26-91
Opponent	5	Melissa Sanford (Creighton) (5-7)	11-26-91
	5	Nadine Domond (Iowa) (5-7)	2-18-96

Most Three-Point Field Goals Attempted

Wisconsin	13	Lisa Bonnell vs. Iowa (3-13)	1-8-88
Opponent	12	Lori Goerlitz (Marquette) (3-12)	2-9-95

Best Three-Point Field Goal Percentage (4 attempts minimum)

Wisconsin	1.00	Robin Threatt vs. Michigan State (4-4)	2-18-90
Opponent	.750	Tempie Brown (Michigan) (3-4)	1-31-88
	.750	Michelle Mannisto (Detroit) (3-4)	12-13-87
	.750	Jaiime Ellis (Minnesota) (3-4)	1-19-96

Most Free Throws

Wisconsin	17	Michele Kozelka vs. UW-Green Bay (17-17)	12-5-89
Opponent	17	Sally Anderson (DePaul) (17-17)	12-11-86

Most Free Throws Attempted

Wisconsin	20	Barb Franke vs. Purdue (14-20)	1-26-96
Opponent	17	Cindy Haugejorde (Iowa) (13-17)	2-9-80
	17	Sally Anderson (DePaul) (17-17)	12-11-86

Best Free Throw Percentage (10 attempts minimum)

Wisconsin	1.00	Michele Kozelka vs. UW-Green Bay (17-17)	12-5-89
	1.00	Camille Williams vs. UW-Green Bay (10-10)	12-1-92
	1.00	Ann Klapperich vs. Penn State (10-10)	1-28-96
Opponent	1.00	Sally Anderson (DePaul) (17-17)	12-11-86
	1.00	Kiersten Miller (Drake) (10-10)	11-30-95

Most Rebounds

Wisconsin	19	DeLinda Hastie vs. UW-Green Bay	12-9-87
Opponent	22	Nanette Gibson (Michigan State)	2-9-80

Most Assists

Wisconsin	14	Faith Johnson vs. Eastern Illinois	12-14-84
Opponent	12	JoAnn Palombo (Northwestern)	1-30-87

Most Steals

Wisconsin	9	Robin Threatt vs. Chicago State	12-8-92
Opponent	8	Franthea Price (Iowa)	2-3-89

Team Records

Most Points (women)

Wisconsin	123	vs. Bradley (UW 123, Bradley 79)	12-5-82
Opponent	97	Purdue vs. Wisconsin (UW 87, PUR 97)	1-27-91
	97	DePaul vs. Wisconsin (UW 75, DePaul 97)	12-11-86

Most Points (men)

Wisconsin	120	vs. So. Methodist (UW 120, SMU 82)	12-9-67
-----------	-----	------------------------------------	---------

Most Field Goals

Wisconsin	52	vs. Bradley (52-87)	12-5-82
Opponent	37	Purdue vs. Wisconsin (37-83)	1-27-91
	37	Northwestern vs. Wisconsin (37-70)	3-8-86

Most Field Goals Attempted

Wisconsin	108	vs. DePaul (46-108)	12-14-77
Opponent	86	Western Michigan vs. Wisconsin (22-86)	12-12-80

Best Field Goal Percentage (50 attempts min.)

Wisconsin	.598	vs. Bradley (52-87)	12-5-82
Opponent	.596	Indiana vs. Wisconsin (34-57)	3-11-89

Most Three-Point Field Goals

Wisconsin	11	vs. Creighton (11-28)	11-26-91
Opponent	9	Wake Forest vs. Wisconsin	12-28-92

Most Three-Point Field Goals Attempted

Wisconsin	28	vs. Creighton (11-28)	11-26-91
Opponent	23	Marquette vs. Wisconsin (7-23)	2-9-95

Best Three-Point Field Goal Percentage (4 attempts min.)

Wisconsin	1.00	vs. Illinois (4-4)	1-15-88
Opponent	.571	Purdue vs. Wisconsin (4-7)	1-28-90

Most Free Throws

Wisconsin	34	vs. Purdue (34-46)	1-26-96
Opponent	35	DePaul vs. Wisconsin (35-40)	12-11-86

Most Free Throws Attempted

Wisconsin	46	vs. Purdue (34-46)	1-26-96
Opponent	40	Ohio State vs. Wisconsin (29-40)	2-9-86
	40	DePaul vs. Wisconsin (35-40)	12-11-86

Best Free Throw Percentage (20 attempts min.)

Wisconsin	.969	vs. Michigan (32-33)	2-8-91
Opponent	.926	Purdue vs. Wisconsin	1-26-96

Most Rebounds

Wisconsin	74	vs. Western Illinois	1-13-82
Opponent	60	Illinois vs. Purdue	2-8-80

Most Rebounds (both teams)

Game	110	Wisconsin (57) vs. UI-Chicago (53)	12-27-86
------	-----	------------------------------------	----------

Most Assists

Wisconsin	34	vs. UW-Milwaukee	12-13-78
Opponent	28	Illinois vs. Wisconsin	2-8-87

Most Steals

Wisconsin	27	vs. DePaul	12-14-77
	27	vs. UW-Eau Claire	12-10-77
Opponent	23	Iowa vs. Wisconsin	1-2-87

Most Blocked Shots

Wisconsin	13	vs. Purdue	1-20-79
Opponent	8	Iowa vs. Wisconsin	2-18-96
	8	UW-LaCrosse vs. Wisconsin	1-29-82
	8	Detroit vs. Wisconsin	12-8-79
	8	UI-Chicago vs. UW-Stevens Point	1-26-79

Most Turnovers

Wisconsin	42	vs. Penn State	2-23-94
Opponent	48	Western Illinois vs. Wisconsin	12-13-91

Most Home Wins in a Season

12	Home Record: 12-3 (Overall: 20-9)	1991-92
12	Home Record: 12-1 (Overall: 18-10)	1983-84

Most Consecutive Home Wins

11	Home Record: 12-1	1983-84
----	-------------------	---------

Most Home Losses in a Season

12	Home Record: 2-12 (Overall: 4-24)	1985-86
----	-----------------------------------	---------

Most Consecutive Home Losses

11	Field house Record 2-12	1985-86
----	-------------------------	---------

Attendance

11,522	vs. Iowa (sellout)	2-18-96
--------	--------------------	---------

Wisconsin Season Attendance Averages

Year	Record	Atten./Games	Avg.	Big Ten/Games	Avg.	Record	Place
1974-75	11-7	No record					
1975-76	5-13	No record					
1976-77	7-14	No record					
1977-78+	14-10	12,231/10	1,223				
1978-79	13-11	4,979/10	498				
1979-80	11-16	3,246/8	406				
1980-81	13-18	4,408/12	367				
1981-82	21-13	4,873/11	443				
1982-83@	19-8	9,589/13	738	7,724/9	858	11-7	5th
1983-84	18-10	9,776/13	752	8,628/9	959	13-5	2nd
1984-85	11-17	8,562/13	659	6,225/9	692	6-12	Tie 7th
1985-86	4-24	8,704/14	522	4,971/9	552	1-17	10th
1986-87	9-19	14,112/14	1,008	9,349/9	1,039	4-14	Tie 8th
1987-88	4-24	10,718/13	824	8,221/9	913	2-16	10th
1988-89	13-14	13,700/14	979	10,575/9	1,175	5-13	8th
1989-90	8-20	15,478/14	1,106	11,699/9	1,300	3-15	9th
1990-91	13-15	16,915/14	1,208	13,470/9	1,497	7-11	7th
1991-92*	20-9	30,278/13	2,329	27,102/9	3,011	13-5	3rd
1992-93	7-20	20,310/12	1,692	16,891/9	1,877	4-14	10th
1993-94	13-14	26,553/15	1,770	19,478/9	2,164	6-12	9th
1994-95	20-9	59,329/12	4,944	52,686/8	6,586	11-5	3rd
1995-96	21-8	94,604/12	7,884	67,464/8	8,433	12-4	3rd

+Attendance figure in 1977-78 reflects three double-header games with the UW men's team

*1991-92 total attendance is for 13 regular-season games and does not include the NCAA 1st round game (8,353)

@1982-83 was the first year of official Big Ten round robin competition

BIG TEN CONFERENCE

UW BASKETBALL ATTENDANCE

Wisconsin has set attendance records in seven of the past 10 seasons, including increases of 6,000 *per game* over two years ago. The Badgers ranked first in the Big Ten and fourth nationally in attendance with a UW record 7,884 per game, 8,433 in Big Ten only games.

The Big Ten Conference has set national attendance records the past four years, last year attracting a record 516,806 fans for a new national record average of 3,639. Four teams ranked among the top 12 nationally.

1995-96 Big Ten Attendance Averages for All Games

1.	Wisconsin	94,604/12	7,884
2.	Penn State	98,825/13	7,448
3.	Purdue	71,720/11	4,760
4.	Iowa	73,713/14	5,265
5.	Ohio State	78,150/15	5,210
6.	Michigan State	22,785/13	1,753
7.	Illinois	20,927/12	1,744
8.	Minnesota	18,442/12	1,537
9.	Northwestern	17,637/14	1,260
10.	Michigan	13,142/12	1,095
11.	Indiana	13,105/15	874

1995-96 Big Ten Conference Top 15 Single Game Attendances

1.	2/11	at Penn State vs. NU	12,443
2.	1/20	at Penn State vs. Georgia	12,093
3.	2/18	at Wisconsin vs. Iowa	11,522
4.	2/8	at Wisconsin vs. Tennessee	11,506
5.	1/28	at Wisconsin vs. Penn St.	10,505
6.	2/4	at Iowa vs. Indiana	9,793
7.	2/16	at Wisconsin vs. Ohio St.	9,495
8.	2/23	at Penn State vs. MSU	9,444
9.	2/23	at Purdue vs. Ohio State	9,232
10.	2/11	at Purdue vs. Iowa	8,724
11.	2/11	at Ohio State vs. Minnesota	8,616
12.	2/9	at Penn State vs. Michigan	8,091
13.	12/27	at Wisconsin vs. Michigan	7,556
14.	2/9	at Ohio State vs. NU	7,472
15.	12/29	at Wisconsin vs. Indiana	7,338

1995-96 National Attendance Avgs.

1.	Connecticut	155,470/19	8,183
2.	Tennessee	120,624/15	8,042
3.	Texas Tech	126,917/16	7,932
4.	Wisconsin	94,604/12	7,884
5.	Texas	97,433/13	7,495
6.	Penn State	96,825/13	7,448
7.	SW Missouri State	92,404/13	7,108
8.	Purdue	71,588/11	6,508
9.	Vanderbilt	88,151/15	5,877
10.	Iowa	73,713/14	5,265
11.	Oregon State	63,163/1	5,264
12.	Ohio State	78,150/15	5,210

Wisconsin's Top Single Game Attendance Figures

	Attendance	Date	Opponent	W/L	Score
1.	11,522** (sellout)	2/18/96	Iowa	L	63-67
2.	11,506 (sellout)	2/8/96	Tennessee	L	61-72
3.	11,500 (sellout)	2/12/95	Michigan State	L	62-78
4.	10,908	2/26/95	Michigan	W	80-64
5.	10,505	1/28/96	Penn State	W	87-69
6.	9,495	2/16/96	Ohio State	W	79-67
7.	9,346	2/5/95	Minnesota	W	79-78 OT
8.	8,353	3/18/92	Montana (NCAA 1st round)	L	74-85
9.	7,556	12/27/95	Michigan	W	89-48
10.	7,338	12/29/95	Indiana	W	81-71
11.	7,140	1/26/96	Purdue	W	98-95 2OT
12.	7,036	1/22/95	Illinois	W	76-47
13.	7,011	1/2/96	Michigan State	W	82-59
14.	6,897	1/19/96	Minnesota	W	85-50
15.	6,631	12/9/95	Illinois State	W	92-43
16.	5,005	2/21/92	Purdue	W	80-69
17.	4,805	2/27/94	Ohio State	W	73-70
18.	4,759	2/3/95	Northwestern	W	63-56
19.	4,524	11/30/95	Drake University	W	82-78
20.	4,479	12/13/95	UW-Green Bay (coliseum)	W	83-56
21.	4,308	2/9/92	Minnesota	W	82-72
22.	3,933	1/8/95	Ohio State	W	76-69
23.	3,715	3/14/92	Indiana	W	77-67
24.	3,606	2/23/92	Illinois	W	73-59
25.	3,545	2/9/94	Marquette	W	88-66
26.	3,137	2/10/91	Michigan State	W	78-75
27.	3,091	2/21/93	Illinois	L	74-84
28.	2,730	1/6/95	Iowa	W	72-62
29.	2,708	2/7/92	Iowa	W	74-58
30.	2,641	1/7/94	Iowa	L	67-74

1995-96 Game attendances are bolded

RECORD: **All-Time Single Game-11,522 was an advance sellout on 2/18/96



The 1996-97 Badger Women's Team pictured at Olbrich Garden in Madison (Front L-R): Tanisha Boston, Michele Burkholder, Christine Cleary, Karie Cattanaach, Stacy Riemer, Jennah Hartwig, Emily Richter, Kelley Paulus. (Back) Jenny Rhodes, Katie Voigt, Dee Dee Pate, Amy Wiersma, Missy Konieczny, Keisha Anderson, Ann Klapperich

Numerical

Name	Pos.	Ht.	Yr.	Hometown (High School)
5 Stacy Riemer***	G	5-7	Sr.	Chilton, WI (Chilton)
10 Keisha Anderson**	G	5-7	Sr.	Racine, WI (Washington Park)
14 Kelley Paulus	G	5-11	Fr.	LaCrosse, WI (Central)
15 Emily Richter	G	5-10	Jr./So.	Cottage Grove, WI (Monona Grove-Trinity Intl.)
22 Ann Klapperich**	F	6-2	Jr.	Fond du Lac, WI (Goodrich)
24 Dee Dee Pate	G	5-5	Fr.	Racine, WI (Washington Park)
31 Katie Voigt***	G	6-1	Sr.	Woodruff, WI (Lakeland)
32 Christine Cleary	F	5-11	So.	Oconomowoc, WI (Oconomowoc)
33 Tanisha Boston*	F	6-0	So.	Milwaukee, WI (Bay View)
34 Karie Cattanaach***	G	5-10	Sr.	Markesan, WI (Markesan)
40 Jennah Hartwig**	F	6-0	Sr./Jr.	Janesville, WI (Parker)
42 Jenny Rhodes**	F	6-1	Sr./Jr.	Milwaukee, WI (Lutheran)
43 Michele Burkholder**	F	6-0	Jr.	Janesville, WI (Parker)
54 Missy Konieczny	F	6-2	Fr.	Portage, WI (Portage)
55 Amy Wiersma*	C	6-5	So.	Randolph, WI (Randolph)

Alphabetical

10 Keisha Anderson**
33 Tanisha Boston*
43 Michele Burkholder**
34 Karie Cattanaach***
32 Christine Cleary*
40 Jennah Hartwig**
22 Ann Klapperich**
54 Missy Konieczny
24 Dee Dee Pate
14 Kelley Paulus
42 Jenny Rhodes**
15 Emily Richter
5 Stacy Riemer***
31 Katie Voigt***
55 Amy Wiersma*

* Denotes number of letters won

By Eligibility

3 Freshmen
14 Kelley Paulus
24 Dee Dee Pate
54 Missy Konieczny
4 Sophomores
15 Emily Richter
32 Christine Cleary
33 Tanisha Boston
55 Amy Wiersma
4 Juniors
22 Ann Klapperich
40 Jennah Hartwig
42 Jenny Rhodes
43 Michele Burkholder
4 Seniors
5 Stacy Riemer
10 Keisha Anderson
31 Katie Voigt
34 Karie Cattanaach

Pronunciation

5 STA see	REE mer
10 KEE sha	AN der son
22 ANN	CLAP er ick
33 Tah NEE sha	BOS ton
34 KAR ee	CAT a naw
40 JEN ah	HART wig
42 JEN ee	ROADS
54 MISS ee	ka NICH nee
55 A mee	WEERS ma

Coach: Jane Albright-Dieterle
UW Record: 41-17 (two years)
Big Ten Record: 23-9 (two years)
Career Record: 229-127 (12 years)

Assistant Coaches:

Sue Semrau
Dawn Bryant Crim
Anne Johnson

Administrative Assistant:

Melissa Bruner

Managers:

Kari Meyers, Matt Callahan

Event Coordinator:

Terry Gawlik

Marketing and Promotions:

Mike Unitan

Strength Coach:

Scott Hettenbach

Athletic Trainer:

Enrique (Henry) Perez-Guerra

Team Physicians:

Dr. Ben Graf
Dr. David Bernhardt

Videographer:

Mindy Winter

Equipment Managers:

Jim McCormick, Michele O'Neill

Sports Information:

Tamara J. Flarup, Director
Diane Nordstrom, Associate
Office: (608) 263-5502
FAX: (608) 265-8051

Cumulative Statistics

Overall Record: 21-8

PLAYER	POS	G/S	FG	FGA	PCT	3PT	3PTA	PCT	FT	FTA	PCT	PTS	AVG	REB	AVG	PF	A	TO	BLK	STL	MIN
Barb Franke	F	29/29	225	426	.528	1	14	.007	150	208	.721	601	20.7	226	7.8	92	45	105	21	58	900
Katie Voigt*	G	29/29	148	352	.420	60	176	.341	63	71	.887	419	14.4	117	4.0	56	74	83	5	46	938
Ann Klapperich*	F	29/29	142	269	.528	4	8	.500	92	127	.724	380	13.1	159	5.5	100	38	41	5	48	696
Keisha Anderson*	G	29/29	138	330	.418	5	12	.417	87	117	.744	368	12.7	114	3.9	69	195	110	1	124	955
Tanisha Boston*	F	25/4	45	112	.402	3	15	.200	32	51	.627	125	5.0	93	3.7	37	24	39	2	27	488
Karie Cattanach	G	29/25	36	104	.346	29	78	.372	2	8	.250	103	3.6	58	2.0	49	47	34	2	20	679
Amy Wiersma	C	29/0	33	86	.384	0	0	.000	23	44	.523	89	3.1	77	2.7	52	8	24	19	11	336
Jennah Hartwig	F	29/0	30	54	.556	1	1	100.0	23	40	.575	84	2.9	60	2.1	23	12	23	10	23	325
Jenny Rhodes	F	27/0	20	46	.435	0	0	.000	13	22	.591	53	2.0	64	2.4	32	12	18	0	8	312
Tracy Winkler	F	17/0	11	22	.500	0	0	.000	12	16	.750	34	2.0	20	1.2	11	7	12	1	3	106
Stacy Riemer	G	10/0	2	3	.667	0	0	.000	4	5	.800	8	0.8	2	0.2	3	1	3	0	0	28
Michele Burkholder	F	10/0	3	12	.250	0	0	.000	0	0	.000	6	0.6	5	0.5	3	3	3	0	2	26
Kesa Dillon	G	17/0	2	5	.400	0	0	.000	1	3	.333	5	0.3	8	0.5	9	1	3	0	4	58
Christine Cleary	F	4/0	0	2	.000	0	0	.000	0	0	0.0	0	0.0	0	0.0	0	0	0	0	1	3
Team														107							
Team Totals		29	835	1823	.458	103	304	.339	502	712	.705	2275	78.4	1110	38.3	536	467	502	66	375	
Opponent Totals		29	717	1662	.431	102	318	.321	405	604	.671	1941	66.9	1076	37.1	595	409	669	85	245	

Big Ten Conference Statistics

Big Ten Record: 12-4, 3rd place

PLAYER	POS	G/S	FG	FGA	PCT	3PT	3PTA	PCT	FT	FTA	PCT	PTS	AVG	REB	AVG	PF	A	TO	BLK	STL	MIN
Barb Franke	F	16/16	122	232	.526	1	8	.125	84	113	.743	329	20.6	126	7.9	53	15	67	10	25	507
Katie Voigt*	G	16/16	84	204	.412	32	102	.314	36	41	.878	236	14.8	61	3.8	35	42	42	4	24	545
Ann Klapperich*	F	16/16	74	159	.465	3	7	.429	54	71	.761	205	12.8	97	6.1	61	28	24	1	30	400
Keisha Anderson*	G	16/16	86	201	.428	3	7	.429	51	71	.718	226	14.1	66	4.1	41	98	55	0	76	553
Tanisha Boston*	G	12/1	26	53	.491	1	6	.167	19	27	.704	72	6.0	41	3.4	37	13	24	2	17	226
Karie Cattanach	G	16/15	19	61	.311	17	50	.340	1	4	.250	56	3.5	32	2.0	29	25	20	2	14	404
Amy Wiersma	C	16/0	12	35	.343	0	0	.000	4	12	.333	28	1.8	30	1.9	27	3	8	7	7	158
Jennah Hartwig	F	16/0	14	31	.452	0	0	.000	12	20	.600	40	2.5	34	2.1	13	9	9	7	11	172
Jenny Rhodes	F	15/0	11	24	.458	0	0	.000	11	14	.786	33	2.2	36	2.4	17	7	7	0	2	199
Tracy Winkler	F	8/0	3	5	.600	0	0	.000	4	6	.667	10	1.2	3	0.4	8	3	3	0	0	37
Stacy Riemer	G	4/0	0	1	.000	0	0	.000	2	2	100.0	2	0.5	1	0.2	0	0	1	0	0	7
Michele Burkholder	F	4/0	2	3	.667	0	0	.000	0	0	.000	4	1.0	0	0.0	1	0	1	0	0	9
Kesa Dillon	G	9/0	1	2	.500	0	0	.000	0	0	.000	2	0.2	5	0.6	1	1	2	0	0	32
Christine Cleary	F	3/0	0	1	.000	0	0	.000	0	0	.000	0	0.0	0	0.0	0	0	0	0	1	1
Team														59							
Team Totals		16	454	1012	.449	57	180	.317	278	381	.730	1243	77.7	591	36.9	207	244	266	33	207	
Opponent Totals		16	401	905	.443	54	166	.325	227	341	.666	1083	67.7	599	37.4	133	230	374	55	133	

Team Stats reflect team rebounds

*Indicates returning starter

Category	Wisconsin	Opponent
Total Points	*38 Barb Franke vs. PURDUE	32 Ashley Berggren, Illinois
2-Point Goals	13 Barb Franke vs. DRAKE, UW-GREEN BAY	12 Adrienne Johnson, Ohio State Ashley Berggren, Illinois Nadine Domond, IOWA Sheri Sam, Vanderbilt
2-Point Attempts	25 Barb Franke vs. Indiana	21 Ashley Berggren, Illinois
3-Point Goals	*6 Katie Voigt vs. Michigan (6-12)	5 Nadine Domond, IOWA
3-Point Attempts	12 Katie Voigt vs. Michigan (6-12)	9 Tatjana Vesel, INDIANA Jannon Roland, PURDUE
Free Throws	14 Barb Franke vs., PURDUE (14-20)	11 Tangela Smith, Iowa
Free Throws Attempted	*20 Barb Franke vs. PURDUE (14-20)	13 Tangela Smith, Iowa Katie Smith, Ohio State
Total Rebounds	13 Barb Franke vs. PURDUE	17 Pollyanna Johns, MICHIGAN
Defensive Rebounds	12 Barb Franke vs. PURDUE	10 Katrina Hannaford, Northwestern Jenny Dittfach, Indiana
Offensive Rebounds	6 Ann Klapperich vs PURDUE Tanisha Boston vs. Michigan State	9 Pollyanna Johns, MICHIGAN
Assists	12 Keisha Anderson vs. W. Illinois	10 Tina Nicholson, PENN STATE
Blocked Shots	3 Amy Wiersma vs. DRAKE	6 Quacy Barnes, Indiana Angela Gorsica, Vanderbilt
Steals	*9 Keisha Anderson vs. W. Illinois	5 Cheri Stafford, MINN 5 Jamie Wesley, Michigan State 5 Pernille Dalgaard, Michigan State
Turnovers	11 Keisha Anderson vs. TENNESSEE	10 Deidre LaFrance, W. Illinois 10 Krista Reinking, Illinois

*Indicates school records
CAPS indicate mark set at a UW home game

Wisconsin Record When (Record 21-8) ...

UW outrebounds opponent	11-3	UW shoots more free throws than opponent	13-1
UW outscores opponents' bench	11-1	UW Commits less turnovers than opponent	19-4
UW leads at halftime	17-3	UW Commits more turnovers than opponent	2-3
UW trails at halftime	4-4	UW Commits the same number of turnovers	0-1
UW tied at halftime	0-1	Wisconsin plays at home	10-2
UW shoots 50% or better from field	10-0	Wisconsin plays away	11-6
UW shoots less than 50% from field	11-8	Wisconsin versus Big Ten Conference	12-4
Opponent shoots 50% or better from field	2-4	Wisconsin versus Nationally Ranked Opponents	3-5
Opponent shoots less than 50% from field	18-4	Wisconsin versus 1995-96 NCAA Qualifiers	7-7
Opponent shoots less than 40% from field	11-2		

1995-96 Season Stats-at-a-Glance

Points

601 Barb Franke
419 Katie Voigt
380 Ann Klapperich

Three-Point Goals

60 Katie Voigt
29 Karie Cattanaach
5 Keisha Anderson

Free Throws

150 Barb Franke
92 Ann Klapperich
87 Keisha Anderson

Rebounds

226 Barb Franke
159 Ann Klapperich
117 Katie Voigt

Field Goals

225 Barb Franke
148 Katie Voigt
142 Keisha Anderson

Three-Point Attempts

176 Katie Voigt
68 Karie Cattanaach
12 Keisha Anderson

Free Throw Attempts

208 Barb Franke
127 Ann Klapperich
117 Keisha Anderson

Blocked Shots

21 Barb Franke
19 Amy Wiersma
10 Jennah Hartwig

Field Goal Attempts

426 Barb Franke
352 Katie Voigt
330 Keisha Anderson

Three-Point Pct. (50 atts.)

.372 Karie Cattanaach
.341 Katie Voigt

Free Throw Pct. (50 atts.)

.887 Katie Voigt
.744 Keisha Anderson
.724 Ann Klapperich

Assists

195 Keisha Anderson
74 Katie Voigt
47 Karie Cattanaach

FG Pct. (200 atts.)

.528 Barb Franke
.528 Ann Klapperich
.420 Sharon Johnson

Steals

124 Keisha Anderson
58 Barb Franke
48 Ann Klapperich

Personal Fouls

100 Ann Klapperich
92 Barb Franke
69 Keisha Anderson

1995-96 Individual Game-By-Game Statistics

(Points-Rebounds-Assists)

Opponent	#3 Dillon	#5 Riemer	#10 Anderson	#22 Klapperich	#31 Voigt	#33 Boston	#34 Cattanaach	#40 Hartwig	#42 Rhodes	#43 Burkholder	#44 Franke	#50 Winkler	#55 Wiersma
W. Michigan	0-0-0	2-0-0	21-3-5	6-3-0	13-3-4	4-3-1	3-2-2	2-3-0	0-1-1	0-0-1	24-4-2	2-1-2	6-5-0
DRAKE	0-0-0	DNP	13-4-6	13-5-3	6-4-2	5-3-1	0-2-5	4-0-0	3-5-0	DNP	32-10-1	3-1-0	3-2-0
Austin Peay	0-0-0	0-0-0	8-6-9	2-4-0	12-3-4	6-9-1	17-3-2	8-2-0	4-1-1	2-0-0	17-7-2	4-3-1	4-5-0
Texas Tech	DNP	DNP	7-2-9	14-5-2	16-8-0	2-3-1	3-1-0	2-0-1	1-2-2	DNP	22-11-3	0-0-1	2-0-0
W. Illinois	0-0-0	0-0-0	11-12-2	13-1-1	18-2-1	5-2-1	0-2-3	3-3-0	4-1-0	0-1-0	22-8-2	2-2-0	4-5-0
ILLINOIS STATE	2-2-0	2-1-0	13-2-8	23-5-1	8-5-1	5-6-1	6-2-1	0-3-0	DNP	0-3-1	17-8-5	7-5-0	9-10-1
UW-GREEN BAY	0-0-0	0-0-0	10-7-9	10-4-1	13-5-1	3-4-0	4-1-3	5-4-1	0-2-0	DNP	35-6-2	2-2-0	1-3-0
MICHIGAN	0-1-0	0-1-0	8-5-8	16-1-3	13-9-5	13-3-1	5-3-3	8-3-0	2-1-0	2-0-0	16-5-0	0-1-0	6-4-0
INDIANA	DNP	DNP	14-4-4	10-4-2	13-3-4	4-3-1	0-3-0	4-1-0	8-4-1	DNP	26-5-1	DNP	2-3-0
Iowa	DNP	DNP	11-5-6	0-4-2	14-6-1	1-1-0	0-1-1	2-0-1	DNP	DNP	17-9-0	1-1-0	2-6-1
Ohio State	DNP	DNP	22-2-0	8-6-0	15-5-2	0-1-0	0-3-1	2-1-0	0-2-0	0-0-0	25-8-1	1-0-1	2-0-0
Marquette	DNP	DNP	10-5-8	25-5-0	16-6-4	4-5-1	4-4-3	2-1-0	4-7-1	0-1-0	14-10-4	0-1-0	8-2-1
MICHIGAN ST.	0-0-0	DNP	14-4-5	13-3-1	16-1-2	10-4-1	6-1-1	0-5-0	2-2-1	DNP	17-7-2	2-0-0	2-1-0
Northern Iowa	1-1-0	2-0-0	9-5-5	13-5-0	16-5-2	9-6-0	8-4-1	4-2-1	4-1-0	0-0-0	24-9-3	4-2-0	5-4-0
MINNESOTA	2-0-0	2-0-0	16-3-4	13-6-2	16-3-3	8-5-2	6-4-3	7-1-3	4-3-2	DNP	6-4-0	2-1-1	3-5-1
Illinois	0-0-0	DNP	12-5-8	15-5-4	8-3-1	2-3-3	6-3-0	INJ	0-1-0	DNP	25-9-0	DNP	0-1-0
PURDUE	DNP	DNP	14-5-11	23-12-0	16-4-2	4-3-1	3-1-2	INJ	0-0-0	DNP	38-13-1	DNP	0-0-0
PENN STATE	DNP	DNP	11-5-4	26-12-3	12-3-3	5-4-0	9-2-0	0-4-0	1-2-0	DNP	23-8-1	DNP	0-2-1
Northwestern	0-1-0	DNP	16-3-8	6-3-1	18-6-4	1-1-1	0-1-3	0-0-0	2-2-0	DNP	26-5-1	DNP	0-0-1
Minnesota	0-0-0	DNP	18-3-5	15-2-3	12-2-7	12-3-0	6-1-3	4-3-1	7-6-0	DNP	18-10-5	2-0-1	4-2-1
TENNESSEE	0-0-0	DNP	16-8-8	4-2-0	22-5-4	2-6-0	0-2-0	3-3-0	4-2-0	DNP	10-4-0	DNP	0-0-0
Michigan State	DNP	DNP	12-0-5	10-11-3	10-1-2	12-9-2	6-2-1	0-1-1	2-7-1	DNP	11-4-0	DNP	2-5-0
OHIO STATE	0-0-0	DNP	14-7-7	18-12-1	24-4-1	INJ	3-4-1	0-1-0	3-2-1	DNP	17-7-0	DNP	0-0-0
IOWA	DNP	DNP	16-5-7	14-7-2	12-1-0	INJ	0-2-0	4-1-0	0-1-0	DNP	17-10-2	DNP	0-0-0
Indiana	0-0-0	DNP	14-8-6	10-4-2	12-7-1	INJ	0-0-0	5-5-0	2-0-0	DNP	25-11-0	DNP	0-0-0
Michigan	0-0-0	0-0-0	14-4-7	8-5-0	25-3-4	INJ	6-1-2	4-7-1	0-3-0	0-0-0	22-11-1	2-0-0	5-1-0
Ohio State(BTEN)	DNP	DNP	2-2-7	25-6-0	11-2-1	0-1-2	2-2-0	0-1-0	0-1-0	DNP	12-7-1	DNP	6-5-1
Oregon(NCAA)	DNP	DNP	10-7-1	16-7-1	12-5-4	2-3-2	0-1-0	2-0-1	0-0-0	DNP	24-5-2	DNP	8-6-2
Vanderbilt (NCAA)	DNP	DNP	12-1-4	11-10-1	20-3-3	6-1-0	0-0-2	9-4-0	0-5-0	DNP	19-11-3	DNP	5-0-0

Home games indicated in CAPS

Records: 21-8 (12-4 Big Ten, 10-2 Home, 9-5 Away, 2-1 Neutral)

Date	Opponent	FG-FGA	%	3 Pt.	%	FT-FTA	%	Reb	PF/D	A	TO	Blk	Stl	Pts.	Rec.
11/28	at Western Michigan	20-46	.430	3-9	.333	21-29	.724	34	16/0	9	26	1	4	64	
	UW	35-67	.520	4-11	.360	9-12	.750	32	18/0	9	17	4	17	83	1-0
11/30	DRAKE	30-68	.441	5-13	.385	13-18	.722	45	25/1	16	22	0	8	78	
	UW (4,524)	31-69	.449	3-13	.231	17-25	.680	36	18/0	18	15	8	11	82	2-0
12/2	vs. Austin Peay	19-58	.328	4-11	.364	22-32	.688	39	18/0	12	19	2	8	64	
	UW	30-68	.441	6-15	.400	18-25	.720	49	22/0	21	15	2	13	84	3-0
12/3	at #10 Texas Tech	32-63	.508	2-11	.182	11-21	.524	39	19/0	20	13	2	9	77	
	UW	25-57	.439	5-12	.417	14-21	.667	37	20/0	19	17	0	8	69	3-1
12/3	at W. Illinois	22-59	.373	1-5	.200	0-2	.000	38	26/0	10	46	0	12	45	
	UW	31-57	.544	2-3	.667	18-30	.600	35	5/0	20	27	1	24	69	4-1
12/9	ILLINOIS STATE	16-65	.246	5-25	.200	6-9	.667	39	26/0	11	23	0	8	43	
	UW (6,631)	34-68	.500	5-10	.500	19-28	.679	53	11/0	19	13	3	11	92	5-1
12/13	UW-GREEN BAY	23-59	.390	3-11	.273	7-10	.700	26	23/1	10	23	3	13	56	
	UW (4,479)	29-51	.569	3-7	.429	22-31	.710	39	15/0	17	22	1	11	83	6-1
12/27	MICHIGAN	20-62	.323	2-15	.133	6-10	.600	45	18/0	7	35	1	6	48	
	UW (7,556)	33-69	.478	4-12	.333	19-24	.792	41	12/0	20	15	2	17	89	7-1
12/29	INDIANA	24-51	.471	2-13	.154	21-26	.808	36	29/2	8	28	4	6	71	
	UW (7,388)	26-60	.433	1-8	.125	28-38	.737	33	21/0	13	17	3	12	81	8-1
1/5	at #11 Iowa	26-62	.419	1-5	.200	17-27	.789	44	13/0	17	15	4	2	68	
	UW	17-58	.293	2-8	.250	12-17	.706	37	23/1	11	19	1	12	48	8-2
1/7	at Ohio State	27-57	.474	2-6	.333	13-17	.765	35	21/1	16	22	1	7	69	
	UW	23-55	.418	3-10	.300	26-29	.897	29	16/0	7	15	3	11	75	9-2
1/9	at Marquette	22-58	.379	6-14	.429	13-22	.591	37	22/0	18	25	2	12	63	
	UW	37-77	.481	1-5	.200	12-21	.571	50	20/1	23	17	3	10	87	10-2
1/12	MICHIGAN STATE	26-53	.491	0-3	.000	7-15	.467	30	16/2	9	22	1	9	59	
	UW (7,011)	35-60	.583	5-9	.556	7-12	.583	31	16/0	13	19	1	17	82	11-2
1/16	at Northern Iowa	27-70	.386	4-13	.308	10-17	.588	38	32/1	17	23	1	11	68	
	UW	25-49	.510	5-7	.714	40-57	.702	46	21/1	12	21	4	17	95	12-2
1/19	MINNESOTA	18-47	.383	6-10	.600	8-18	.444	30	20/0	12	32	0	15	50	
	UW (6,897)	34-61	.557	4-16	.250	13-18	.722	36	14/0	21	23	2	20	85	13-2
1/16	at Illinois	23-48	.479	4-7	.571	17-29	.586	32	21/0	10	23	1	7	67	
	UW	24-49	.490	4-12	.333	16-25	.640	33	24/1	16	20	2	14	68	14-2
1/26	#21 PURDUE	31-71	.437	8-20	.400	25-27	.926	52	33/5	18	30	5	9	95	(2 OT)
	UW (7,140)	30-76	.395	4-18	.222	34-46	.739	42	21/0	17	15	2	15	98	15-2
1/28	#10 PENN STATE	27-69	.391	7-22	.318	8-15	.533	33	24/0	17	17	3	10	69	
	UW (10,505)	29-58	.500	3-11	.273	26-32	.813	45	13/0	19	18	1	12	87	16-2
2/2	at #23 Northwestern	29-50	.580	3-7	.429	7-12	.583	39	14/0	19	29	3	6	68	
	UW	30-67	.448	3-9	.333	6-12	.500	26	14/1	19	12	1	17	69	17-2
2/4	at Minnesota	24-48	.500	3-4	.750	13-22	.591	21	21/1	20	31	0	9	64	
	UW	38-70	.543	3-10	.300	19-26	.731	41	18/0	26	17	3	18	98	18-2
2/8	#6 TENNESSEE	28-59	.475	0-7	.000	16-23	.696	36	20/0	11	16	3	13	72	
	UW (11,506)	24-57	.421	4-12	.333	9-18	.500	37	20/0	12	22	1	11	61	18-3
2/11	at Michigan State	23-58	.397	1-6	.167	29-35	.829	46	15/0	16	21	8	17	76	
	UW	26-76	.342	5-11	.455	8-12	.667	43	27/3	15	21	3	10	65	18-4
2/16	OHIO STATE	24-68	.353	6-21	.286	13-25	.520	46	26/0	16	16	7	2	67	
	UW (9,495)	25-59	.424	3-11	.273	26-36	.722	43	24/0	11	12	1	4	79	19-4
2/18	#7 IOWA	28-55	.509	5-9	.556	6-11	.545	29	15/0	14	17	8	9	67	
	UW (11,522)	23-54	.426	2-3	.667	15-18	.833	30	16/1	11	16	0	8	63	19-5
2/23	at Indiana	29-47	.617	4-10	.400	20-26	.769	39	15/0	19	19	6	4	82	
	UW	28-83	.337	3-15	.200	9-17	.529	45	23/0	9	9	3	10	68	19-6
2/25	at Michigan	22-59	.373	0-8	.000	19-34	.559	36	15/0	12	17	3	9	63	
	UW	33-57	.579	8-17	.471	14-19	.736	36	23/1	16	21	4	10	88	20-6
3/2	at Big Ten vs. OSU	23-50	.460	4-14	.286	22-28	.786	46	18/0	11	22	1	7	72	
	UW	25-66	.379	1-13	.077	7-17	.412	33	24/1	12	13	3	8	58	20-7
3/15	vs. Oregon	21-50	.420	5-8	.625	13-18	.722	30	17/2	7	18	5	5	60	
	UW (NCAA)	28-58	.483	4-8	.500	14-17	.824	33	13/0	18	11	2	12	74	21-7
3/17	at #12 Vanderbilt	33-52	.635	6-11	.545	24-34	.706	30	18/1	27	20	10	8	96	
	UW (NCAA)	27-67	.403	3-8	.375	25-29	.862	39	23/0	14	23	1	15	82	21-8

Category	Wisconsin	Opponent
Total Points	High Low	98 vs. PURDUE, Minnesota 48 vs. Iowa 96 by Vanderbilt 43 by ILLINOIS STATE
2-Point Goals	High Low	38 vs. Minnesota 15 vs. Iowa 30 by Texas Tech 11 by ILLINOIS STATE
2-Point Attempts	High Low	70 vs. Minnesota 37 vs. Illinois 69 by PENN STATE 37 by W. Michigan, MINNESOTA, Indiana
Field Goal Percentage	High Low	.583 vs. MICHIGAN STATE (35-60) .293 vs. Iowa (17-58) .635 by Vanderbilt .246 by ILLINOIS STATE
3-Point Goals	High Low	8 vs. Michigan (8-17) 1 vs. INDIANA, Ohio State 8 by PURDUE 1 vs. Western Illinois, Michigan State
3-Point Attempts	High Low	18 vs. PURDUE 3 vs. Western Illinois 22 by PENN STATE 5 by Western Illinois
3-Point Percentage	High Low	.714 vs Northern Iowa .077 vs. vs. Ohio State .750 by Minnesota 000 by MSU (0-3), TENN (0-7), MICH (0-8)
Free Throws	High Low	*40 vs. Northern Iowa 6 vs. Northwestern 29 by Michigan State (29-35) 0 by Western Illinois
Free Throws Attempted	High Low	*57 vs. Northern Iowa 12 vs W. Michigan, MICH. ST. (2x), NU, 35 by Michigan State 2 by Western Illinois
Free Throw Percentage	High Low	.897 vs. Ohio State (26-29) .412 vs. Ohio State (7-17) .926 by PURDUE (25-27) .000 by Western Illinois
Total Rebounds	High Low	53 vs ILLINOIS STATE 26 vs. Northwestern 52 by PURDUE 26 by UW-Green Bay
Defensive Rebounds	High Low	38 vs. ILLINOIS STATE 16 vs. INDIANA, TENNESSE 39 by PURDUE 15 by UW-GREEN BAY
Offensive Rebounds	High Low	25 vs. Indiana 7 vs. Ohio State 21 by MICHIGAN 7 by Northwestern
Assists	High Low	26 vs. Minnesota 7 vs. Ohio State 27 by Vanderbilt 7 by Michigan, Oregon
Blocked Shots	High Low	8 vs DRAKE 0 vs Texas Tech, IOWA 10 by Vanderbilt 0 by DRAKE, ILLINOIS ST, W. Illinois, MINN
Steals	High Low	24 vs. Western Illinois 4 vs. OHIO STATE 17 by Michigan State 4 by Western Michigan, Indiana
Turnovers	High Low	27 vs. Western Illinois *9 vs. Indiana 46 by Western Illinois 13 by Texas Tech
Fouls	High Low	27 vs. Michigan State 5 vs. Western Illinois 33 by PURDUE 13 by Iowa

*Indicates School Records


Wisconsin's History in Post-Season Tournaments

1995-96	NCAA Championship (1-1) Midwest Region (#6 seed-64 teams)
March 15, 1996	1st round—Beat Oregon 74-60 Nashville, TN
March 17, 1996	2nd round—Lost to Vanderbilt 94-82 Nashville, TN
1994-95	NCAA Championship (1-1) Midwest Region (#10 seed-64 teams)
March 16, 1995	1st round—Beat Kansas 73-72 Lubbock, TX
March 18, 1995	2nd round—Lost to Texas Tech 65-88 Lubbock, TX
1991-92	NCAA Championship (0-1) West Region (#6 seed-48 teams)
March 18, 1992	1st round—Lost to Montana 74-85 Madison, WI
1981-82	AIAW Championship (1-1)
March 11-13, 1982	MAIAW Regional Champions (Sweet 16 teams to qualify for Natls.)
March 21, 1982	1st round—Beat Colorado 60-59 Austin, TX
March 23, 1982	2nd round—Quarterfinals Lost to Texas 61-73, Austin, TX

WISCONSIN'S NCAA TOURNAMENT RECORD: 2-3

First Round: 2-1
Second Round: 0-2

Jane Albright-Dieterle's NCAA record while at Wisconsin is: 2-2;
her career NCAA record is 4-6 overall, and 1-2 in the NWIT



Keisha Anderson reacts after teammate Sharon Johnson hit the game winner with 2.8 seconds left for a 73-72 victory over 23rd-ranked Kansas in the 1995 subregional at Texas Tech. Wisconsin won its second-straight NCAA first round game over Oregon in 1996, before bowing to the 12th-ranked host, Vanderbilt, in the Midwest subregional final held in Nashville.

Wisconsin's History in the National Polls

	AP	Record	USA Today
1995-96			
Nov. 14, 1995	22nd	0-0	Not Ranked
Nov. 20, 1995	21st	0-0	Not Ranked
Nov. 27, 1995	20th	0-0	Not Ranked
Dec. 4, 1995	18th	3-1	Not Ranked
Dec. 10, 1995	17th	5-1	Not Ranked
Dec. 17, 1995	17th	6-1	24th
Dec. 26, 1995	17th	6-1	22nd
Jan. 2, 1996	18th	8-1	21st
Jan. 8, 1996	17th	9-2	21st
Jan. 15, 1996	14th	11-2	18th
Jan. 22, 1996	13th	14-2	15th
Jan. 29, 1996	10th	16-2	12th
Feb. 5, 1996	8th	18-2	11th
Feb. 11, 1996	11th	18-4	14th
Feb. 19th, 1996	13th	19-5	14th
Feb. 26, 1996	15th	20-6	15th
March 4, 1996	17th	20-7	20th
March 31, 1996	18th	21-8	20th
1994-95			
Jan. 9, 1995	24th	11-2	23rd
Jan. 17, 1995	Not Ranked	11-3	25th
Jan. 23, 1995	Not Ranked	13-3	22nd
Jan. 30, 1995	Not Ranked	13-5	23rd
Feb. 6, 1995	25th	15-5	21st
Feb. 13, 1995	Not Ranked	16-6	24th
Feb. 20, 1995	Not Ranked	18-6	24th
1991-92			
Feb. 10, 1992	25th	14-5	Not Ranked
Feb. 17, 1992	24th	16-5	23rd
Feb. 24, 1992	22nd	18-5	21st
March 3, 1992	23rd	18-6	21st
March 9, 1992	25th	19-7	Not Ranked

Wisconsin Wins Over Nationally Ranked Opponents

2/2/96	W	69-68	at Northwestern (23rd)
1/28/96	W	87-69	vs. Penn State (10th)
1/26/96	W	98-95 OT	vs. Purdue (21st)
3/16/95	W	73-72	vs. Kansas (23rd) (at Lubbock, TX, NCAA Midwest Subregional)
1/8/95	W	76-69	vs. OHIO STATE (22nd)
1/28/94	W	99-73	at Ohio State (17th)
2/21/92	W	80-69	vs. PURDUE (9th)
2/7/92	W	74-58	vs. IOWA (5th)
1/31/92	W	91-89	vs. NORTHWESTERN (22nd)
11/29/91	W	70-63	vs. Auburn (11th) (at Salt Lake City, UT Rainbo Classic)
2/10/91	W	78-75	vs. MICHIGAN STATE (23rd)
1/2/91	W	78-67	vs. IOWA (15th)
2/27/89	W	81-67	vs. PURDUE (11th)

Games at home indicated by CAPS

■ Wisconsin in Big Ten Openers

(Record 4-9)

12/28/94	W	85-71	at Michigan
1/7/94	L	67-74	IOWA (2nd-ranked)
1/8/93	L	39-65	at Iowa (5th-ranked)
1/10/92	L	52-77	at Indiana
1/2/91	W	78-67	IOWA (5th ranked)
1/5/90	L	80-92	INDIANA
1/6/89	L	55-73	at Indiana
1/8/88	L	59-79	IOWA (1st-ranked)
1/2/87	L	44-83	IOWA (14th-ranked)
1/5/86	L	64-68	at Northwestern
1/6/85	L	58-76	NORTHWESTERN
1/6/84	W	92-62	PURDUE
1/7/83	W	58-55	at Purdue

■ Wisconsin on the Road

The best overall road record in program history was 10-4 in 1982-83, when the program was 19-8 overall and 6-3 in Big Ten road games. Including the 1983 through 1996 seasons, the Badgers are 31-91 in Big Ten road games. Overall, the road figure is 69-131, dating to the 1982-83 season. Wisconsin was 11-6 on the road in 1995-96, and 5-3 in Big Ten road appearances.

■ Wisconsin's Century Games

(Record 10-4)

1993-94	12/9 vs. UW-Milwaukee, 108-58	W
	12/13 at UI-Chicago, 101-72	W
	1/23 vs. Northwestern, 85-103	L
1992-93	2/19 vs. Northwestern, 90-103	L
1991-92	12/13 vs. W. Illinois, 112-69	W
1990-91	12/9 at Creighton, 101-93	W
	1/6 vs. Minnesota, 102-77	W
	2/1 at Indiana, 86-103	L
	2/8 vs. Michigan, 101-88	W
1987-88	12/4 at Florida State, 67-100	L
1982-83	12/5 vs. Bradley, 123-79	W**
1978-79	12/13 vs. UW-Milwaukee, 115-50	W
1977-78	12/14 vs. DePaul, 106-55	W
	1/17 vs. Northern Illinois, 100-42	W

** 123 is the UW women's school record for most points

% 115-50 (65 difference) is the UW women's record for largest winning margin

■ Wisconsin's All-Time Coaching Records

Year	Overall (Pct.)	Home	Away (BT away)	Big Ten	BT Finish	Regional	National
Coach: Marilyn Harris (two years—16-20 .444)							
1974-75	11-7 (.611)	6-2	5-5				
1975-76	5-13 (.277)	3-4	2-9				
Coach: Edwina Qualls (ten years—131-141 .482; Big Ten Record 31-41 .430)							
1976-77	7-14 (.333)	3-4	4-10		8th (Tie)		
1977-78	14-10 (.583)	5-5	9-5		7th (Tie)	MAIAW-5th (Tie)	
1978-79	13-11 (.541)	7-3	6-8		7th (Tie)		
1979-80	11-16 (.407)	4-4	7-12		5th (Tie)	MAIAW-7th (Tie)	
1980-81	13-18 (.419)	6-6	7-12		5th (Tie)		
1981-82	21-13 (.618)	9-1	11-12		5th (Tie)	MAIAW-1st	Quarterfinals (AIAW)
1982-83*	19-8 (.704)	9-4	10-4 (6-3)	11-7 (.611)	5th		
1983-84	18-10 (.642)	12-1	6-9 (5-4)	13-5 (.722)	2nd		
1984-85	11-17 (.393)	7-6	4-11 (2-7)	6-12 (.333)	7th (Tie)		
1985-86	4-24 (.143)	2-12	2-12 (0-9)	1-17 (.055)	10th		
Coach: Mary Murphy (eight years—87-135 .392; Big Ten Record 44-100 .306)							
1986-87	9-19 (.321)	4-10	5-9 (2-7)	4-14 (.222)	8th (Tie)		
1987-88	4-24 (.143)	3-10	1-14 (1-8)	2-16 (.111)	10th		
1988-89	13-14 (.481)	10-4	3-10 (0-9)	5-13 (.277)	8th (Tie)		
1989-90	8-20 (.286)	5-9	3-11 (1-8)	3-15 (.166)	9th (Tie)		
1990-91	13-15 (.464)	10-4	3-11 (0-9)	7-11 (.388)	7th		
1991-92	20-9 (.690)	12-3	8-6 (5-4)	13-5 (.722)	3rd	NCAA-West	1st round (NCAA)
1992-93	7-20 (.259)	5-8	2-12 (1-8)	4-14 (.222)	10th		
1993-94	13-14 (.481)	9-6	4-8 (2-7)	6-12 (.333)	9th		
Coach: Jane Albright-Dieterle [two years—41-17 .706; Big Ten Record 23-9 .718]							
1994-95	20-9 (.690)	11-1	9-8 (4-4)	11-5 (.688)	3rd	NCAA-Midwest	2nd round (NCAA)
1995-96	21-8 (.724)	10-2	11-6 (5-3)	12-4 (.750)	3rd	NCAA-Mideast	2nd round (NCAA)

Program Totals	22 years	275-313 (.467)
Big Ten Totals	14 years	98-150 (.395)
Home Totals	22 years	152-109 (.582)

* 1982-83 was the first season of Big Ten Round Robin Competition and the first season of NCAA affiliation. 1994-95 was the first year for the Big Ten Tournament which determines the automatic conference qualifier to the NCAA Championship. Regional competition was held from 1975-82, while national championships were directed by the Association of Intercollegiate Athletics for Women (AIAW) prior to sponsorship by the NCAA. NCAA Subregionals began in 1995.

Most Valuable Players

1995-96	Barb Franke
1994-95	Barb Franke
1993-94	Barb Franke
1992-93	Robin Threatt
1991-92	Robin Threatt
1990-91	Michele Kozelka, Mynette Clark, Robin Threatt, Lisa Lawrence
1989-90	Michele Kozelka
1988-89	Janetta Johnson
1987-88	Lisa Bonnell
1986-87	Lisa Bonnell
1985-86	Lisa Bonnell
1984-85	Faith Johnson and Chris Pruitt
1983-84	Megan Scott and Janet Huff
1982-83	Theresa Huff
1981-82	Theresa Huff
1980-81	Theresa Huff
1979-80	Ann Hall
1978-79	Kerry Karst
1977-78	Pam Moore

1,000 Point Club

1,994—Barb Franke, 114 games, 1991-96 – Jr., 64th game, 12/15/94
1,901—Robin Threatt, 113 games, 1988-93 – Jr., 66th game, 1/4/92
1,879—Theresa Huff, 118 games, 1979-1983 – Jr., 66th game, 1/2/82
1,482—Lisa Bonnell, 109 games, 1984-1988 – Sr., 86th game, 12/9/88
1,455—Janet Huff, 118 games, 1980-84 – Sr., 96th game, 12/7/84
1,428—Michele Kozelka, 111 games, 1988-92 – Jr., 74th game, 2/3/91
1,399—Chris Pruitt, 114 games, 1981-85 – Jr., 86th game, 3/4/84
1,120—Faith Johnson, 118 games, 1980-85 – Sr., 110th game, 2/8/85
1,057—Linda Gough, 105 games, 1977-81 – Sr., 97th game, 2/13/81
1,040—Katie Voigt, 85 games, 193-96 – Jr., 83rd game, 3/2/96
1,017—Mynette Clark, 96 games, 1988-92 – Sr., 94th game, 3/11/92

All-Big Ten Conference

(began in 1984 with recognition earned by a vote of the conference coaches; a media voting panel was added in 1996; c=coaches; m=media)

Keisha Anderson	Racine, WI	Second Team (mc)	1995, '96
Lisa Bonnell	Merrill, WI	Second Team	1988
		Honorable Mention	1987
Mynette Clark	Racine, WI	Second Team	1992
Barb Franke	Cedar Falls, IA	First Team (mc)	1996
		Second Team	1994, '95
		Freshman of the Year	1992
Kay Fredrickson	Durand, WI	Freshman of the Year	1988
Janet Huff	Milwaukee, WI	First Team	1984
Janetta Johnson	Ann Arbor, MI	Honorable Mention	1989
Michelle Kozelka	Prairie du Chien, WI	Honorable Mention	1989, '90, 91, '92
Chris Pruitt	Chicago, IL	Second Team	1984
Megan Scott	Platteville, WI	Second Team	1984
Robin Threatt	Cedar Rapids, IA	First Team	1992, '93
		Second Team	1991

Big Ten Conference Players of the Week

(began as a weekly honor in 1984 with recognition earned by a vote of the conference office communications staff)

Keisha Anderson	Racine, WI	Feb. 5	1996
-----------------	------------	--------	------



Barb Franke is Wisconsin's only two-time Women's Basketball Coaches Association all-district first team honoree, earning Kodak honorable mention all-America honors in 1995 and 1996. The 6-2 post player was only the second Badger to be recognized first team all-Big Ten, and was a three-time team MVP while becoming the all-time leading scorer at Wisconsin. She received a standing ovation by appreciative fans on senior day as her family looked on.

Lisa Bonnell	Merrill, WI	Jan. 18	1988
Mynette Clark	Racine, WI	March 4	1991
Barb Franke	Cedar Falls, IA	Jan. 29	1996
		Jan. 9, Feb. 6	1995
Janet Huff	Milwaukee, WI	Feb. 14	1984
Janetta Johnson	Ann Arbor, MI	Dec. 12	1989
Michelle Kozelka	Prairie du Chien, WI	Feb. 28	1989
		Dec. 12, March 5	1990
Robin Threatt	Cedar Rapids, IA	Dec. 16, Feb. 10	1992
		Dec. 14	1993

WBCA/Kodak All-America

Barb Franke	Cedar Falls, IA	District IV First Team 1995, 1996
		Honorable Mention All-America
Robin Threatt	Cedar Rapids, IA	District IV First Team 1992
		Honorable Mention All-America

WBCA is the Women's Basketball Coaches Association national organization which votes on Kodak All-America honors. Five individuals are named in nine districts to a national ballot from which 10 players are chosen national All-Americans while the remainder receive national honorable mention status.

Coach of the Year Honors

Jane Albright-Dieterle	1996	WBCA/Converse District Coach of the Year
Jane Albright-Dieterle	1995	Big Ten Coach of the Year
Jane Albright-Dieterle	1995	WBCA/Converse District Coach of the Year
Mary Murphy	1992	Big Ten Coach of the Year
Mary Murphy	1992	WBCA/Converse District Coach of the Year

Badgers in Professional Basketball Ranks

Name	Years at UW	Country (Team)	Years Played
Theresa Huff	1979-83	Spain (Vigo)	1993-84
Barb Franke	1991-96	France Limoges)	1996-97
Michelle Lowman	1978-83	Sweden (Ockelbo)	1983-84

All-Big Ten Academic Team

(begun 1986, athletes who are letterwinners and maintain at least a 3.00 cumulative grade point average receive all-Big Ten academic recognition. Freshman and transfers are not eligible in their first year.)

Amy Bauer	Durand, WI	Business	1990, '91
Michele Burkholder	Janesville, WI	Letters and Science	1996
Karie Cattanach	Markesan, WI	Business	1995, '96
Kay Fredrickson	Durand, WI	Business	1989, '90, '91
Kim Fredrickson	Durand, WI	Business	1989, '90, '91
Michele Kozelka	Prairie du Chien, WI	Phy. Education	1991, '92
Lisa Lawrence	Milwaukee, WI	Acct./Finance	1989, '90, '91
Dolly Rademaker	Thorp, WI	Physical Therapy	1992, '93, '94
Stacey Riemer	Chilton, WI	Landscape Architecture	1996
Peggy Shreve	Monroe, WI	Genetics	1991, '92, '93
Katie Voigt	Woodruff, WI	Education	1995, '96
Tracy Winkler	Chilton, WI	Nutritional Science	1994, '95, '96
Jen Waterman	Wisconsin Dells, WI	Zoology	1991, '92, '93

Athletic Board Scholars

Athletic Board Scholars are letterwinners who have completed at least three semesters and the highest grade point in their respective sports. The honor, begun in 1986, is awarded annually by the UW Athletic Board.

Cindy Slovak	Chicago, IL	Wildlife Ecology	1986
Nicky Boucher	Oregon, WI	Art	1987
Shelly Rucinski	Dousman, WI	Recreation Res. Mgt.	1988
Kay Fredrickson	Durand, WI	Business	1989
Peggy Shreve	Monroe, WI	Genetics	1990, '91, '92
Dolly Rademaker	Thorp, WI	Physical Therapy	1993
Tracy Winkler	Chilton, WI	Nutritional Science	1994, '95, '96

GTE/CoSIDA District IV Academic All-America

Kay Fredrickson	Durand, WI	Business	1989
Katie Voigt	Woodruff, WI	Mathematics	1996

Academic all-America status recognizes an athlete for excellence in athletics and academics. Athletes must have a minimum cumulative grade point average of 3.2, must be a district winner, and are then placed on a national ballot for voting on by a panel of the sports information directors association (CoSIDA).

Big Ten Medal of Honor

The award is given annually at each Big Ten institution to the senior male and female student-athlete demonstrating proficiency in scholarship and athletics.

Janet Huff	Milwaukee, WI	Recreation Resources Mngt.	1984
------------	---------------	----------------------------	------

Parade All-Americans

Name	Hometown	Parade Honor	Played at UW
Amy Wiersma	Randolph, WI	1995 Second Team	1995-96
Katie Voigt	Woodruff, WI	1993 Fourth Team	1993-95
Keisha Anderson	Racine, WI	1992 Fourth Team	1994-95
Kerry Karst	Lincoln, NE	1978 Fourth Team	1978-79

Prestigious award recognizing the top high school athletes in the United States. Honorees are selected annually by *Parade Magazine*.

Community Service Participants

The Badger women's basketball program has received national recognition for its community service projects. The entire team helped with Habitat for Humanity one day, among many other team and individual service projects arranged by the basketball staff.

Coach A's philosophy is, "to whom much is given, much is expected." The Badger players assist with a variety of service projects including visiting sick children in area hospitals, and participating in the Dane County Big Sister program.

The coaching staff annually recognizes the athlete or athletes who have shown a great interest in community service. The recipients are:

1996	Karie Cattanach
1995	Karie Cattanach and Jenny Rhodes

Elite Basketball Teams

Several Badger athletes have been part of special teams that have traveled abroad on USA or Big Ten tours, as well as players that have been part of the Olympic Festival experience. These players are selected from hundreds that tryout for a position on the teams. Big Ten all-star tour players are selected by each institution's coach.

Keisha Anderson	Big Ten All-Star Tour - Japan	1995
	Olympic Festival-West, San Antonio, TX	1993
Tanisha Boston	Big Ten All-Star Tour - Sweden, Denmark	1996
Barb Franke	USA Basketball Junior Select - Canada	1992
	USA Basketball Jones Cup Team - Taiwan	1994
Robin Threatt	USA Basketball Olympic Tryouts	1992
	Big Ten All-Star Tour - Australia	1992
Katie Voigt	Big Ten All-Star Tour - England	1994
Camille Williams	Big Ten All-Star Tour - Hungary	1993
Tracy Winkler	Olympic Festival - North, San Antonio, TX	1993

The entire UW women's basketball team traveled to Europe during August of 1995. Under NCAA regulations, schools are allowed to travel out of the country every four years. The team played a four-game schedule earning a 3-1 record against national teams in England and Belgium in a 10-day tour.



Members of the Badger coaching staff and team assist in regularly serving "Meals on Wheels" to Madison area residents.

A

Andrea Adams (Milwaukee, WI): 1981-85
Debbie Ambruso (Kenosha, WI): 1979-81
Stacy Amend (Madison, WI): 1975-76
Keisha Anderson (Racine, WI): 1994-96

B

Amy Bauer (Durand, WI): 1988-90
Kim Bertagnoli (Madison, WI): 1974-75
Tasha Bolton (Milwaukee, WI): 1974-75
Lisa Bonnell (Merrill, WI): 1984-88
Jean Bormett (Madison, WI): 1974-76
Tanisha Boston (Milwaukee, WI): 1995-96
Heather Bostrom (Rochester, MI): 1988-91, 1993
Nikki Boucher (Oregon, WI): 1986-87
Michele Bourne (Hillside, N.J.): 1989-90
Bev Buhr (Marion, WI): 1974-75
Jennah Hartwig (Janesville, WI): 1993-96 (missed 1994-95)
Michele Burkholder (Janesville, WI): 1994-96

C

Martha Calden (Madison, WI): 1974-77 (missed 1975-76)
Kelley Camp (West Haven, CT): 1977-79
Karie Cattanaach (Markesan, WI): 1993-96
Sally Christenson (Larsen, WI): 1974-75
Mary Chernelich (Milwaukee, WI): 1982-84
Mynette Clark (Racine, WI): 1988-92
Christine Cleary (Oconomowoc, WI): 1995-96
Kristi Condon (Brodhead, WI): 1974-76

D-E-F

Julia Delaney (Stratford, WI): 1986-87
Kesa Dillon (Oakland, CA): 1992-95
Margaret Drexler (Appleton, WI): 1986-87
Sheila Driver (Racine, WI): 1983-86
Gina Edmonds (West Nyack, NY): 1987-91
Nancy Fahey (Belleville, WI): 1977-81
Lizbeth Finchem (Kalamazoo, MI): 1981-82
Michelle Fischer (Flint, MI): 1983-87
Lynne Fitzgerald (Boscobel, WI): 1986-87
Barb Franke (Cedar Falls, IA): 1991-95 (missed 1992-93)
Kay Fredrickson (Durand, WI): 1987-91
Kim Fredrickson (Durand, WI): 1987-91

G-H

Kathy Galligan (Madison, WI): 1975-76
Linda Gough (Elgin, IL): 1977-81
Maike Grossman (Hamburg, West Germany): 1985-86
Verdell Hale (Queens, NY): 1985-88
Ann Hall (Brownsville, WI): 1978-80
Kris Hallisy (Antigo, WI): 1979-83
DeLinda Hastie (Washington, D.C.): 1985-88
Heather Henkel (Racine, WI): 1993-94
Phyllis Hogans (Milwaukee, WI): 1977-79
Maureen Holloway (Wauwatosa, WI): 1975-76
Camilla Hudson (Aurora, IL): 1983-84
Janet Huff (Milwaukee, WI): 1980-84
Theresa Huff (Milwaukee, WI): 1979-83
April Hunt (New Haven, CT): 1977-78

I-J-K

Carol Jones (Chicago, IL): 1979-81
Becky Johnson (Madison, WI): 1974-77
Faith Johnson (Minneapolis, MN): 1980-85 (missed 1983-84)
Janetta Johnson (Ann Arbor, MI): 1988-89
Sharon Johnson (Memphis, TN): 1991-95
Kathy Kamrath (Hartland, WI): 1987-88
Kerry Karst (Lincoln, NE): 1978-79
Katie Kennedy (Waunakee, WI): 1993-94
Ann Klapperich (Fond du Lac, WI): 1994-96
Michele Kozelka (Prairie du Chien, WI): 1988-92
Lori Kroening (Wausau, WI): 1980-81

Jody Kurilla (Rhineland, WI): 1980-81

L-M-N

Amber Landrigan (Bridgeport, NE): 1989-93 (missed 1991-92)
Lisa Lawrence (Milwaukee, WI): 1987-91
Anne Lederer (Waukesha, WI): 1983-84
Rebecca Leet (Oostburg, WI): 1990-93
Kelly Leinfelder (Edina, MN): 1985-87
Lorraine Lorenzen (Hartland, WI): 1977-80
Michelle Lowman (New Haven, CT): 1978-83 (missed 1979-80)
Kim Martin (Demarest, N.J.): 1992-93
Ellen Mason (Glendale, WI): 1974-77
Liz McLean (Hartford, WI): 1978-80
Carmella McMullen (Cleveland, OH): 1984-85
Marsha Millhouse (Washington, D.C.): 1984-86
Pam Moore (Madison, WI): 1977-78

O-P-Q-R

Karen O'Malley (Madison, WI): 1985-88
Teena Parduhn (Madison, WI): 1975-76
Vicki Prince (Flint, MI): 1984-87
Chris Pruitt (Chicago, IL): 1981-85
Joan Purcell (Madison, WI): 1974-77
Dolly Rademaker (Thorp, WI): 1990-94
Jenny Rhodes (Milwaukee, WI): 1994-96
Stacy Riemer (Chilton, WI): 1993-96
Vivian Rorer (Peoria, IL): 1980-82
Carol Ross (East Troy, WI): 1975-76
Shelly Rucinski (Dousman, WI): 1986-90
Jennifer Rudigor (Winnetka, IL): 1975-76

S-T-U-V

Anne Saeman (Madison, WI): 1976-79
Carol Scott (Madison, WI): 1976-78
Megan Scott (Platteville, WI): 1983-84
Jennifer Scotten (Vancouver, B.C., Canada): 1988-90
Peggy Shreve (Monroe, WI): 1989-93
Linda Sielaff (Milwaukee, WI): 1981-82
Jane Skarr (Hales Corners, WI): 1983-84
Cindy Slovak (Chicago, IL): 1982-86
Carolyn Smith (Eau Claire, WI): 1977-78
Helen Stoffel (Racine, WI): 1986-87
Linda Stuessy (Brooklyn, WI): 1982-84
Teresa Theder (Watertown, WI): 1981-85
Robin Threatt (Cedar Rapids, IA): 1988-93
Sue Tringali (Manitowoc, WI): 1975-76
Katie Voigt (Woodruff, WI): 1993-96
Ginny Vorwald (Bloomington, WI): 1976-80

W-X-Y-Z

Jen Waterman (Wisconsin Dells, WI): 1989-93
Jenni Westphal (Marinette, WI): 1994-95
Dot Whalen (Madison, WI): 1976-80
Amy Wiersma (Randolph, WI): 1995-96
Camille Williams (Waterloo, IA): 1991-95
Tracy Winkler (Chilton, WI): 1992-95
Inga Young (Alexandria, VA): 1984-87
Cathy Zorr (Oshkosh, WI): 1977-79
Anne Zuehlke (Sturgeon Bay, WI): 1976-79

Letterwinners by State/Country


California - 1	New York - 2
Connecticut - 2	Ohio - 1
Illinois - 7	Tennessee - 1
Iowa - 3	Washington, D.C. - 2
Michigan - 5	Wisconsin - 79
Minnesota - 2	Virginia - 1
Nebraska - 1	Germany - 1
New Jersey - 2	British Columbia, Canada - 1

Uniform Numbers

3	Kesa Dillon	1992-96
	Chris Pruitt	1981-85
	Carol Scott	1976-78
4	Vicki Prince	1984-87
	Phyllis Hogans	1977-79
	Ellen Mason	1974-77
5	Stacy Riemer	1993-96
	Lorraine Lorenzen	1977-80
10	Keisha Anderson	1994-96
	Heather Bostrom	1988-93
	Lynne Fitzgerald	1986-87
	Janet Huff	1980-84
	Lori Kroening	1980-81
	Ginny Vorwald	1976-80
	Marty Calden	1974-77
11	Robin Threatt	1988-93
	Karen O'Malley	1985-88
	Kerry Karst	1978-79
	Pam Moore	1977-78
	Joan Purcell	1974-77
12	Dolly Rademaker	1990-92
	Julia Delaney	1986-87
	Carol Jones	1979-81
	Dot Whalen	1976-80
13	Verdell Hale	1985-88
	Tasha Bolton	1974-75
14	Kelly Paulus	1996-97
	Sheila Driver	1983-86
	Linda Sielaff	1981-82
	Jody Kurilla	1980-81
	Kelly Camp	1977-79
	Jean Bormett	1974-76
15	Emily Richter	1996-97
	Jennifer Scotten	1988-90
	Faith Johnson	1980-85
	Liz McLean	1978-80
20	Peggy Shreve	1989-93
	Delinda Hastie	1985-88
	Anne Lederer	1983-84
	Lizbeth Finchem	1981-82
	Nancy Fahey	1977-81
	Stacy Amend	1975-76
21*	Theresa Huff	1979-83
*Huff's #21 was Retired on Dec. 21, 1983		
	Anne Saeman	1976-79
22	Ann Klapperich	1994-96
	Dolly Rademaker	1992-94
	Mynette Clark	1988-92
	Maika Grossman	1985-86
	Megan Scott	1983-84
	Vivian Rorer	1980-82
	Anne Zuelke	1976-79
	Becky Johnson	1974-77
23	Katie Kennedy	1993-94
	Kim Martin	1992-93
	Michele Bourne	1989-90
	Nikki Boucher	1986-87
	Kris Hallisy	1979-83
24	Dee Dee Pate	1996-97
	Jenni Westphal	1994-95
	Kay Fredrickson	1987-91
	Cindy Slovak	1982-86
	Helen Stoffel	1986-87
	Maureen Holloway	1975-76
25	Shelly Rucinski	1986-90
	Carmella McMullen	1984-85
	Teena Parduhn	1975-76

	Bev Buhr	1974-75
30	Kim Fredrickson	1987-91
	Margaret Drexler	1986-87
	Ann Hall	1978-80
	Kim Bertagnoli	1974-75
31	Katie Voigt	1993-96
	Mary Chnelich	1982-84
	Debbie Ambruso	1979-81
	Cathy Zorr	1977-79
32	Christine Cleary	1995-96
	Sharon Johnson	1991-95
	Kathy Kamrath	1987-88
	Andrea Adams	1981-85
	Carolyn Smith	1977-78
	Kristi Condon	1974-76
33	Tanisha Boston	1995-96
	Camille Williams	1991-95
	Gina Edmonds	1987-91
	Inga Young	1984-87
	Michelle Lowman	1978-83
	April Hunt	1977-78
	Carol Ross	1975-76
34	Karie Cattanaach	1993-96
	Lisa Lawrence	1987-91
	Theresa Theder	1981-85

	Linda Gough	1977-81
35	Michelle Fischer	1983-87
	Kathy Galligan	1975-76
40	Jennah Burkholder-Hartwig	1993-96
	Sue Trigali	1975-76
41	Amy Bauer	1988-90
42	Jenny Rhodes	1994-96
	Jen Waterman	1989-93
	Lisa Bonnell	1984-88
43	Michele Burkholder	1994-96
44	Barb Franke	1991-96
	Janetta Johnson	1988-89
	Jane Skarr	1983-84
45	Jennifer Rudiger	1975-76
50	Tracy Winkler	1992-96
	Marsha Millhouse	1884-86
51	Heather Henkel	1993-94
	Amber Landrigan	1989-93
53	Linda Stuessy	1982-84
54	Missy Konieczny	1996-97
	Michele Kozelka	1988-92
	Kelly Leinfelder	1985-87
55	Amy Wiersma	1995-96
	Rebecca Leet	1990-93
	Camilla Hudson	1983-84



Number 21 Retired

Theresa Huff, who played at Wisconsin from 1979-83, is the only woman player to have her jersey retired. Although only 5-11, the lithe center/forward became the school's all-time leading scorer and rebounder completing her career with 1,879 points and 1,201 rebounds.

Robin Threatt broke her 11 year-old scoring record with 1,901 points in 1993, and Barb Franke surpassed both Huff and Threatt completing her career with 1,994 points in 1996. But very few individuals will ever reach Huff's rebounding mark. Michele Kozelka ranks second in career rebounding with 916.

A Milwaukee native, Huff's career spanned the transition period from the AIAW to the NCAA governance. She led Wisconsin to its first post-season appearance reaching the quarter-finals of the AIAW National Championship, and she was a member of the first official Big Ten Conference team in 1981-82.

She ranks first in career field goals made and attempted, and is tied with her sister Janet, and Faith Johnson for most career games played with 118.

Huff distinguished herself as Wisconsin's first professional woman basketball player and was also the first American chosen to play in Spain in 1983-84.

BIG TENTM

CONFERENCE

Illinois

Indiana

Iowa

Michigan

Michigan State

Minnesota

Northwestern

Ohio State

Penn State

Purdue

Wisconsin

The University of Wisconsin benefits from the interest and media exposure associated with the Big Ten Conference, one of the premier athletic conferences in the nation. Big Ten women's athletics programs take pride in leading the nation in basketball and volleyball attendance and in receiving more network and cable television exposure than any conference in the nation.

Begun in 1895, the Intercollegiate Conference of Faculty Representatives (popularly known as the Big Ten) has changed little from its original philosophy of faculty control of athletics with emphasis on the student-athlete. The conference celebrated its centennial anniversary during the 1995-96 season.

The women's athletic programs became affiliated with the Conference officially in 1981, although unofficial conference championships had been held since 1972. Penn State became the 11th university to join the conference in 1991.

As a Big Ten school, Wisconsin women athletes compete in conference championships in basketball, cross country, golf, soccer, softball, swimming and diving, tennis, indoor and outdoor track and field, and volleyball.




The Big Ten Conference began its conference tournament that decides the automatic qualifier for the NCAA Championship in 1995. Penn State was the winner of the initial tournament in a 68-63 decision over Ohio State, and successfully defended its title last year with a 71-69 thriller over Purdue.

The league title is based on the final regular season conference standings. All teams play a total of 16 games. Schools play six teams twice, and four teams once.

The 1997 Big Ten Conference tournament will be held on Friday-Monday, Feb. 28-March 3, at Hinkle Field House on the Butler University campus in Indianapolis, Ind. The tournament is a four-day single elimination playoff with all 11 teams participating. The top five seeds (as determined by conference standings) receive a first-round bye. The other six teams play each other in the first round, with the winners participating in the quarterfinals on Saturday. The semifinals are on Sunday, and the championship final is broadcast nationally on Monday night.

The conference champion has earned an automatic bid to the NCAA tournament since 1981. Nine different Big Ten schools have represented the conference in the past three NCAA Championships with Ohio State and Iowa advancing to the Final Four in 1993, and Purdue qualifying for the NCAA semifinals in 1994. A record six teams received bids for the NCAA tournament in 1996.

In addition to its athletic success, the Big Ten Conference has led the nation in basketball attendance for four consecutive years. Five schools finished in the top 12 in attendance, and overall the league averaged a national record 3,639 spectators per game. Wisconsin led the Big Ten and ranked fourth nationally with 7,884 spectators per game.



1996 Big Ten Conference Standings

		Big Ten			All Games			PTS	AVG	HI	OPP PTS	OPP AVG
		W	L	PCT	W	L	PCT					
1.	Iowa #	15	1	.938	27	4	.871	2150	69.4	94	1842	59.4
2.	Penn State % #	13	3	.813	21	7	.794	2644	77.8	105	2312	68.0
3.	Wisconsin #	12	4	.750	21	8	.724	2193	78.3	98	1845	65.9
4.	Purdue	11	5	.688	20	11	.645	2386	77.0	10	2058	66.4
5.	Michigan State	9	7	.563	18	11	.621	2057	70.9	94	2022	69.7
6.	Northwestern	8	8	.500	21	10	.677	2401	77.7	95	2200	71.0
	Ohio State	8	8	.500	21	13	.618	2770	81.5	117	2517	74.0
8.	Illinois	6	10	.375	13	15	.464	2058	73.5	96	2077	74.1
9.	Indiana	5	11	.313	14	13	.519	1947	72.1	95	1908	70.7
10.	Michigan	1	15	.063	7	20	.350	1886	69.9	104	2061	76.3
11.	Minnesota	0	16	.000	4	23	.148	1677	62.11	88	2173	80.5

% winner of Big Ten Tournament, Big Ten NCAA automatic qualifier

NCAA Qualifier

1996 Big Ten Tournament Results and All-Conference Selections

First Round, March 1

(#8) Illinois 84, (#9) Indiana 70
 (#7) Northwestern 89, (#10) Michigan 79
 (#6) Ohio State 78, (#11) Minnesota 64

Quarterfinals, March 2

(#1) Iowa 74, (#8) Illinois 56
 (#4) Purdue 74, (#5) Michigan State 66
 (#2) Penn State 85, (#7) Northwestern 70
 (#6) Ohio State 72, (#3) Wisconsin 58

Semifinals, March 3

(#4) Purdue 76, (#1) Iowa 68
 (#2) Penn State 84, (#6) Ohio State 70

Finals, March 4

(#2) Penn State 71, (#4) Purdue 69

All-Tournament Team

Angie Potthoff, Penn State-MVP
 Tina Nicholson, Penn State
 Jannon Roland, Purdue
 Stacey Lovelace, Purdue
 Angela Hamblin, Iowa

Coaches Poll

Player of the Year

Katie Smith, Sr., Ohio State

Freshman of the Year

Nicole Cushing, Michigan State

Coach of the Year

Angie Lee, Iowa

First Team

Katie Smith, Sr., Ohio State
Barb Franke, Sr., Wisconsin
 Angie Potthoff, Jr., Penn State
 Tina Nicholson, Sr., Penn State
 Tangela Smith, Sr., Iowa

Second Team

Ashley Berggren, So., Illinois
Keisha Anderson, Jr., Wisconsin
 Tiffany Gooden, So., Iowa
 Stacey Lovelace, Sr., Purdue
 Jannon Roland, Jr., Purdue

Third Team

Katrina Hannaford, Jr., Northwestern
 Michele Ratay, Jr., Northwestern
 Christina Braden, Sr., Northwestern
 Adrienne Johnson, Sr., Ohio State
 Pollyanna Johns, So., Michigan

Media Poll

Player of the Year

Katie Smith, Sr., Ohio State

Freshman of the Year

Nicole Cushing, Michigan State

Coach of the Year

Angie Lee, Iowa

First Team

Katie Smith, Sr., Ohio State
Barb Franke, Sr., Wisconsin
 Angie Potthoff, Jr., Penn State
 Ashley Berggren, So., Illinois
 Stacey Lovelace, Sr., Purdue

Second Team

Tina Nicholson, Sr., Penn State
Keisha Anderson, Jr., Wisconsin
 Tiffany Gooden, So., Iowa
 Tangela Smith, Sr., Iowa
 Pollyanna Johns, So., Michigan

Third Team

Katrina Hannaford, Jr., Northwestern
 Michele Ratay, Jr., Northwestern
 Lisa Furlin, Sr., Indiana
 Krista Reinking, So., Illinois
 Nadine Diamond, So., Iowa

Scoring

1.	Ashley Berggren, ILL	24.61
2.	Katie Smith, OSU	21.90
3.	Barb Franke, WIS	20.70
4.	Angie Potthoff, PSU	18.50
5.	Michele Ratay, NU	17.00
6.	Katrina Hannaford, NU	16.50
7.	Krista Reinking, ILL	15.93
8.	Stacey Lovelace, PUR	15.50
9.	Christina Braden, NU	15.20
10.	Lisa Furlin, IND	14.59
11.	Pollyanna Johns, MI	14.54
12.	Katie Voigt, WIS	14.40
13.	Tiffany Gooden, IA	14.10
14.	Jannon Roland, PUR	13.65
15.	Tangela Smith, IA	14.10

Field Goal Percentage

1.	Katrina Hannaford, NU	.626
2.	Nicole Cushing, MSU	.599
3.	Angie Potthoff, PSU	.577
4.	Barb Franke, WIS	.528
5.	Stacey Lovelace, PUR	.508
6.	Christina Braden, NU	.499
7.	Ashley Berggren, ILL	.492
8.	Tangela Smith, IOWA	.471
9.	Adrienne Johnson, OSU	.466
10.	Pollyanna Johns, MI	.466

Free Throw Percentage

1.	Katie Smith, OSU	.872
2.	Ashley Berggren, ILL	.814
3.	Katrina Hannaford, NU	.813
4.	Lisa Furlin, IND	.806
5.	Michelle Ratay, NU	.788
6.	Jenny Dittfach, IND	.787
7.	Cheri Stafford, MN	.776
8.	Krista Reinking, ILL	.772
9.	Angie Potthoff, PSU	.769
10.	Zareth Gray, MSU	.763

3-Point Field Goal Percentage

1.	Nicole Erickson, PUR	.440
2.	Katie Smith, OSU	.419
3.	Michelle Ratay, NU	.411
4.	Jennifer Kiefer, MI	.393
5.	Marcie Alberts, OSU	.386
6.	Tiffany Longworth, PSU	.385
7.	Tina Nicholson, PSU	.373
8.	Katie Voigt, WIS	.341
9.	Krista Reinking, ILL	.335

Rebounds

1.	Pollyanna Johns, MICH	9.92
2.	Ashley Berggren, ILL	9.39
3.	Angie Potthoff, PSU	9.10
4.	Stacey Lovelace, PUR	8.80
5.	Angie Iverson, MINN	8.65
6.	Christina Braden, NU	8.50
7.	Paula Sanders, MSU	8.10
8.	Barb Franke, WIS	7.80
9.	Katrina Hannaford, NU	7.40
10.	Tonya Kirk, PUR	7.19
11.	Jenny Dittfach, IND	7.15
12.	Tangela Smith, IA	7.00
13.	Cheri Stafford, MN	6.81
14.	Nicole Vasey, ILL	6.43
15.	Lisa Negri, OSU	6.40

Assists

1.	Tina Nicholson, PSU	8.32
2.	Keisha Anderson, WIS	6.72
3.	Tamika Matlock, MSU	6.00
4.	Megan Chawansky, NU	5.10
5.	Stephanie White, PUR	4.45
5.	Katie Smith, OSU	5.19
6.	Karen Clayton, IOWA	4.39
7.	Michele Ratay, NU	4.26
8.	Katie Smith, OSU	4.26
9.	Krista Reinking, ILL	3.89
10.	Tatjana Vesel, IND	3.48

Steals

1.	Keisha Anderson, WIS	4.28
2.	Akisha Franklin, MICH	2.36
3.	Tina Nicholson, PSU	2.26
4.	Jamie Wesley, MSU	2.17
5.	Cheri Euler, MSU	2.10
6.	Silver Shellman, MI	2.00
	Barb Franke	2.00
	Ashley Berggren, ILL	2.00
	Stephanie White, PUR	2.00
10.	Paula Zanders, MSU	1.93

Blocked Shots

1.	Quacy Branes, IND	2.85
2.	Kim Calhoun, PSU	2.62
3.	Tangela Smith, IOWA	2.23
4.	Christina Braden, NU	1.71
5.	Michele VanGorp, PUR	1.52
6.	Stacey Lovelace, PUR	1.48
7.	Jennifer Brzezinski, MI	.88
8.	Pollyanna Johns, MI	.79
9.	Barb Franke, WIS	.72
10.	Nicole Cushing, MSU	.69

Note: Statistics are for *all* games, not just conference-only games

Big Ten Teams in the NCAA Tournament

1996	Six Teams	64-team bracket
Iowa*, Penn State+, Wisconsin , Michigan State, Ohio State, Purdue		
1995	Four Teams	64-team bracket
Penn State*+, Purdue*, Wisconsin , Indiana		
1994	Five Teams	64-team bracket
Penn State*, Purdue*, Iowa, Indiana, Minnesota		
1993	Four Teams	64-team bracket
Iowa*, Ohio State*, Penn State, Northwestern		
1992	Three Teams	48-team bracket
Iowa*, Purdue, Wisconsin		
1991	Four Teams	48-team bracket
Purdue*, Iowa, Michigan State, Northwestern		
1990	Five Teams	48-team bracket
Iowa*, Northwestern*, Purdue, Michigan, Ohio State		
1989	Three Teams	48-team bracket
Iowa*, Ohio State*, Purdue		
1988	Two Teams	40-team bracket
Iowa*, Ohio State		
1987	Four Teams	40-team bracket
Iowa*, Ohio State*, Northwestern, Illinois		
1986	Three Teams	40-team bracket
Ohio State*, Iowa, Illinois		
1985	One Team	32-team bracket
Ohio State*		
1984	One Team	32-team bracket
Ohio State*		
1983	One Team	32-team bracket
Indiana*		
1982	Three Teams	32-team bracket
Ohio State*+, Illinois, Northwestern		

* Indicates Big Ten Regular Season Champion;
+Indicates Big Ten Tournament Champion



Keisha Anderson drives around Tennessee's Michelle Marciniak, the 1996 NCAA Tournament MVP, when the Lady Vols visited Madison. The Big Ten season record-holder in steals (4.3 per game), Anderson would also like to lead the conference in assists this season. She was second in that category last year averaging 6.72 per game.

Friday, December 27

Illinois at Purdue, 7:30 p.m. EST
Indiana at Michigan State, 7:30 p.m. EST
Iowa at Minnesota, 7 p.m. CST
Penn State at Wisconsin, 7 p.m. CST

Saturday, December 28

Michigan at Ohio State, 2 p.m. EST

Sunday, December 29

Illinois at Wisconsin, 1:30 p.m. CST
Michigan at Minnesota, 2 p.m. CST
Penn State at Michigan State, 2 p.m. EST
Northwestern at Purdue, 2 p.m. EST

Monday, December 30

Iowa at Ohio State, 7:30 p.m. EST

Friday, January 3

Michigan State at Illinois, 7:30 p.m. CST
Minnesota at Indiana, 7:30 p.m. EST
Penn State at Iowa, 7 p.m. CST
Northwestern at Michigan, 7:30 p.m. EST
Purdue at Wisconsin, 7 p.m. CST

Sunday, January 5

Michigan at Penn State, 7:30 p.m. EST
Purdue at Michigan State, 2 p.m. EST
Indiana at Northwestern, 1 p.m. CST
(SportsChannel)

Wisconsin at Iowa, 6:00 p.m. CST
(Prime Network)

Monday, January 6

Ohio State at Illinois, 7:30 p.m. CST

Friday, January 10

Illinois at Minnesota, 7 p.m. CST
Penn State at Indiana, 7:30 p.m. EST
Iowa at Northwestern, 7 p.m. CST
Michigan at Purdue, 7:30 p.m. EST
Michigan State at Ohio State, 7:30 p.m. EST

Sunday, January 12

Illinois at Michigan, 7:30 p.m. EST
Wisconsin at Indiana, 2:00 p.m. EST
Iowa at Purdue, 2 p.m. EST
Michigan State at Minnesota, 2 p.m. CST
Ohio State at Northwestern, 12:00 p.m. CST
(SportsChannel)

Friday, January 17

Illinois at Penn State, 7:30 p.m. EST
Indiana at Michigan, 7:30 p.m. EST
Minnesota at Ohio State, 7:30 p.m. EST
Northwestern at Wisconsin, 7 p.m. CST

Sunday, January 19

Indiana at Illinois, 2 p.m. CST
Michigan at Michigan State, 2 p.m. EST
Northwestern at Minnesota, 2 p.m. CST
Ohio State at Wisconsin, 1:30 p.m. CST
Penn State at Purdue, 1:00 p.m. EST
(SportsChannel)

Thursday, January 23

Purdue at Ohio State, 7:30 p.m. EST

Friday, January 24

Illinois at Northwestern, 7 p.m. CST
Iowa at Indiana, 7:30 p.m. EST
Wisconsin at Michigan, 7:30 p.m. EST
Minnesota at Penn State, 7:30 p.m. EST

BIG TEN CONFERENCE

Big Ten Media Row Telephones

ILLINOIS	(217) 244-0089
INDIANA	(812) 855-2754
IOWA	(319) 335-7284
MICHIGAN	(313) 998-7188
MICHIGAN STATE	(517) 353-1626
MINNESOTA	(612) 626-1394
NORTHWESTERN	(847) 491-8852
OHIO STATE	(614) 292-1813
PENN STATE	(814) 863-3294
PURDUE	(317) 494-6364
WISCONSIN	(608) 263-2249
BIG TEN OFFICE	(847) 696-1010

THIRD ANNUAL WOMEN'S BIG TEN CONFERENCE BASKETBALL TOURNAMENT

Friday-Monday, Feb. 28-March 3

Hinkle Field House
Butler University
Indianapolis, IN

Friday, February 28

Big Ten Conference Tournament
(First Round Playoffs)

Last six teams as determined by league rankings play off for quarterfinal round; top five teams in the standings have byes)

Saturday, March 1

Big Ten Conference Tournament
(Quarterfinals)

Sunday, March 2

Big Ten Conference Tournament
(Semifinals)

Monday, March 3

Big Ten Conference Tournament
(Championship Finals)

Ticket Information

Indiana Sports Corporation
Indianapolis, IN
(317) 237-5000

Sunday, January 26

Indiana at Purdue, 2 p.m. EST
Michigan at Iowa, 2 p.m. CST
Michigan State at Northwestern, 2 p.m. CST
Penn State at Ohio State, 2 p.m. EST
Minnesota at Wisconsin, 3 p.m. CST
(SportsChannel)

Friday, January 31

Iowa at Illinois, 7:30 p.m. CST
Ohio State at Indiana, 7:30 p.m. EST
Wisconsin at Michigan State, 7:30 p.m. EST
Purdue at Minnesota, 7 p.m. CST
Northwestern at Penn State, 7:30 p.m. EST

Sunday, February 2

Michigan State at Iowa, 2 p.m. CST
Ohio State at Minnesota, 2 p.m. CST
Wisconsin at Northwestern, 2 p.m. CST
Michigan at Indiana, 7 p.m. EST
Penn State at Illinois, 12 p.m. CST
(SportsChannel)

Friday, February 7

Indiana at Wisconsin, 7 p.m. CST
Purdue at Iowa, 7 p.m. CST
Minnesota at Michigan State, 7:30 p.m. EST
Michigan at Penn State, 7:30 p.m. EST
Northwestern at Ohio State, 7:30 p.m. EST

Sunday, February 9

Minnesota at Illinois, 2 p.m. CST
Indiana at Penn State, 2 p.m. EST
Purdue at Michigan, 2 p.m. EST
Ohio State at Michigan State, 2 p.m. EST
Northwestern at Iowa, 12 p.m. CST
(SportsChannel)

Friday, February 14

Illinois at Ohio State, 7:30 p.m. EST
Northwestern at Indiana, 7:30 p.m. EST
Iowa at Wisconsin, 7 p.m. CST
Michigan State at Purdue, 7:30 p.m. EST
Penn State at Michigan, 7:30 p.m. EST

Sunday, February 16

Indiana at Minnesota, 2 p.m. CST
Iowa at Penn State, 5 p.m. EST
Michigan at Northwestern, 2 p.m. CST
Wisconsin at Purdue, 2 p.m. EST
Illinois at Michigan State, 1:00 p.m. EST
(SportsChannel)

Friday, February 21

Wisconsin at Illinois, 7:30 p.m. CST
Ohio State at Iowa, 7 p.m. CST
Minnesota at Michigan, 7:30 p.m. EST
Michigan State at Penn State, 7:30 p.m. EST
Purdue at Northwestern, 7 p.m. CST

Sunday, February 23

Purdue at Illinois, 2 p.m. CST
Michigan State at Indiana, 2 p.m. EST
Minnesota at Iowa, 2 p.m. CST
Wisconsin at Penn State, 2:00 p.m. EST
Ohio State at Michigan, 1 p.m. EST
(SportsChannel)

UNIVERSITY OF ILLINOIS

Sunday, December 29, 1996
at Madison, WI
—1:30 p.m. (CST)

Friday, February 21, 1996
at Champaign, IL
—7:30 p.m. (CST)



Location: Urbana-Champaign, IL
 Population: 110,000
 Enrollment: 36,000
 Division: NCAA-I
 Home Arena:
 Huff Hall (4,000)
 Nickname: Fighting Illini
 Colors: Blue and Orange
 1995-96 Season Record: 13-15
 1996 Conference Record/Finish: 6-10/8th
 Post Season: None
 Starters Returning/Lost: 4/1
 Letterwinners Returning/Lost: 10/2
 Head Coach: Theresa Grentz
 School Record: 13-15 (1 year)
 Career Record: 474-170 (22 years)
 Grentz vs. Wisconsin: 0-1
 Assistant Coaches: Kathy McConnell, LaVonda Wagner, Renee Reed
 Basketball Office: 217-333-8612
 Sports Information: Marty Kaufmann
 Internet: mekaufma@uiuc.edu
 Office Phone: (217) 333-1391
 Home Phone: (217) 359-5910
 Media Row: (217) 244-0089
 FAX Phone: (217) 333-5540
 Illinois Online: <http://www.athletics.uiuc.edu>

Top Illinois Returnees:

Player	Pos.	Ht.	Yr.	Pts.	Reb.
Ashley Berggren*	F	5-10	Jr.	24.6	9.4
Marchoe Dill*	F	5-11	Sr.	6.9	4.4
Ann Henderson	G	5-9	Sr.	7.0	3.5
Krista Reinking*	G	5-9	Jr.	15.9	4.3
Nicole Vasey*	F/C	6-1	Jr.	9.5	6.4

* Returning Starter

Top Illinois Newcomers:

Tauja Catchings	F	6-1	Fr.	Lincolnshire, IL
Casey Leonhardt	C	6-5	Fr.	Downers Grove, IL
Melissa Parker	G	5-9	Fr.	Elgin, IL
Lauren Sanderson	F	6-3	So.	Rockford, IL
Alicia Sheeler	F	6-3	So.	Pittsford, NY



Head Coach
Theresa Grentz

Wisconsin vs. Illinois series record: 15-17

at Madison: 10-6; at Champaign: 5-9; Neutral: 0-2

Date	Place	Wis	Opp	Margin
Dec. 6, 1974	Iowa City, IA	56	57	- 1
Feb. 6, 1976	Champaign, IL	33	77	-44
Feb. 11, 1977	West Lafayette, IN	49	76	-27
Dec. 9, 1978	Madison, WI	60	51	+ 9
Feb. 16, 1979	Madison, WI	63	92	-29
Jan. 9, 1982	Madison, WI	80	71	+ 9
Jan. 9, 1983	Champaign, IL	91	88	+ 3
March 10, 1983	Madison, WI	72	80	- 8
Jan. 8, 1984	Madison, WI	64	53	+11
March 8, 1984	Champaign, IL	79	65	+14
Jan. 18, 1985	Champaign, IL	59	70	-11
Feb. 17, 1985	Madison, WI	70	67	+13
Jan., 17, 1986	Madison, WI	69	82	-13
Feb. 16, 1986	Champaign, IL	53	69	-16
Jan. 9, 1987	Champaign, IL	67	82	-15
Feb. 8, 1987	Madison, WI	64	77	-13
Jan. 15, 1988	Madison, WI	75	64	+11
Feb. 14, 1988	Champaign, IL	50	76 OT	-26
Jan. 27, 1989	Champaign, IL	75	81 OT	- 6
Feb. 26, 1989	Madison, WI	77	68	+ 9
Jan. 26, 1990	Madison, WI	86	77	+ 9
Feb. 25, 1990	Champaign, IL	76	81	- 5
Jan. 25, 1991	Madison, WI	90	81	+ 9
Feb. 24, 1991	Champaign, IL	73	88	-15
Jan. 24, 1992	Champaign, IL	65	59	+ 6
Feb. 23, 1992	Madison, WI	73	59	+14
Jan. 22, 1993	Champaign, IL	74	81	- 7
Feb. 21, 1993	Madison, WI	74	84	-10
Jan. 21, 1994	Madison, WI	81	59	+22
Feb. 20, 1994	at Champaign, IL	79	82	- 3
Jan. 22, 1995	at Madison, WI	76	47	+29
Jan. 21, 1996	at Champaign, IL	68	67	+ 1

Sunday, January 12, 1997
at Bloomington, IN
—2:00 p.m.(EST)

Friday, February 7, 1997
at Madison, WI
—7:00 p.m. (CST)

Location: Bloomington, IN
 Population: 53,000
 Enrollment: 36,076
 Division: NCAA-I
 Home Arena:
 Assembly Hall (17,357)
 Nickname: Hoosiers
 Colors: Cream and Crimson
 1995-96 Season Record: 14-13
 1995 Conference Record/Finish: 5-11/9th
 Post Season: None
 Starters Returning/Lost: 3/2
 Letterwinners Returning/Lost: 11/2
 Head Coach: Jim Izard

School Record: 128-98 (8 years)
 Career Record: 291-147 (13 years)
 Izard vs. Wisconsin: 9-5 (8 years)
 Assistants: Susan Dixon, Keila Whittington, Malisa Bryant
 Basketball Office: (812) 855-3955
 Sports Information: Shelli Stewart
 Internet: skstewart@indiana.edu
 Office Phone: (812) 855-4770
 Home Phone: (812) 339-5922
 Media Row: (812) 855-2754
 FAX Phone: (812) 855-9401
 Indiana Online: <http://www.indiana.edu/~athlweb/sports/>


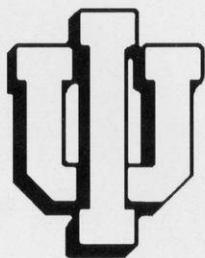
Top Indiana Returnees:

Player	Pos.	Ht.	Yr.	Pts.	Reb.
Tatjana Vesel*	G	5-8	Sr.	10.3	3.8
Bridget Porter	G/F	5-9	Sr.	2.9	1.8
Quacy Barnes	C	6-5	Jr.	11.6	5.7
Kristi Green*	G	5-2	So.	3.9	1.8
Cindy Kerns	F	6-2	So.	2.8	2.8
Summar Maines	F	6-0	So.	3.0	2.3
Dani Thrush	G	5-9	So.	7.6	5.4

* Returning Starter

Top Indiana Newcomers:

Kameelah Morgan	G	5-6	Fr.	Chicago Heights, IL
Rachael Honegger	F	5-11	Fr.	Lafayette, IN
Sunday Watson	G	5-7	Fr.	Livingston, TN
Lisa Wube	F	6-1	Fr.	Columbus, OH



Head Coach
Jim Izard

Wisconsin vs. Indiana series record: 8-25

at Madison: 7-8; at Bloomington: 1-16; Neutral: 0-1

Date	Place	Wis	Opp	Margin
Dec. 7, 1974	Iowa City, IA	29	83	-54
Feb. 9, 1978	Bloomington, IN	48	63	-15
Feb. 8, 1979	Bloomington, IN	45	53	- 8
Feb. 17, 1979	Madison, WI	52	59	- 7
Jan. 18, 1980	Bloomington, IN	50	64	-14
Jan. 30, 1981	Madison, WI	86	76	+10
Dec. 5, 1981	Bloomington, IN	77	83	- 6
Feb. 6, 1983	Madison, WI	61	73	-12
Feb. 11, 1983	Bloomington, IN	49	59	-10
Feb. 5, 1984	Bloomington, IN	57	64	- 7
Feb. 10, 1984	Madison, WI	60	58	+ 2
Jan. 13, 1985	Madison, WI	51	75	-24
Feb. 8, 1985	Bloomington, IN	67	71	- 4
Jan. 12, 1986	Bloomington, IN	46	65	-19
Feb. 7, 1986	Madison, WI	37	65	-28
Jan. 16, 1987	Madison, WI	66	71 OT	- 5
Feb. 15, 1987	Bloomington, IN	48	46 OT	+ 2
Jan. 22, 1988	Bloomington, IN	49	71	-22
Feb. 21, 1988	Madison, WI	53	77	-24
Jan. 6, 1989	Bloomington, IN	55	73	-18
March 11, 1989	Madison, WI	80	85	- 5
Jan. 5, 1990	Madison, WI	80	92	-12
March 10, 1990	Bloomington, IN	69	76	- 7
Feb. 1, 1991	Bloomington, IN	86	103	-17
March 3, 1991	Madison, WI	80	75	+ 5
Jan. 10, 1992	Bloomington, IN	52	77	-25
March 14, 1992	Madison, WI	77	67	+10
March 5, 1993	Madison, WI	79	72	+ 7
March 4, 1994	Bloomington, IN	64	66	- 2
Jan. 3, 1995	Madison, WI	78	62	+16
Feb. 24, 1995	Bloomington, IN	61	63	- 2
Dec. 29, 1995	Madison, WI	81	71	+10
Feb. 23, 1996	Bloomington, IN	68	82	-14

UNIVERSITY OF IOWA

Sunday, January 5, 1997
at Iowa City, IA
—6:00 p.m. (CST) Prime Network

Friday, February 14, 1997
at Madison, WI
—7:00 p.m. (CST)



Location: Iowa City, IA
 Population: 60,000
 Enrollment: 27,051
 Division: NCAA-I
 Home Arena:

Carver-Hawkeye Arena (15,500)

Nickname: Hawkeyes

Colors: Black and Gold

1995-96 Season Record: 27-4

1996 Big Ten Record/Finish: 15-1/1st

Post Season: Lost in Mideast Regional semifinal to Vanderbilt, 74-63

Starters Returning/Lost: 4/1

Letterwinners Returning/Lost: 9/2

Head Coach: Angie Lee

School Record: 27-4 (1 Year)

Career Record: 27-4 (1 Year)

Lee vs. Wisconsin: 2-0 (1 Year)

Assistants: Bonnie Henrickson, Rose Peoples, Linda Myers

Basketball Office: (319) 335-9258

Sports Information: Sherilyn Fiveash

Internet: sherilyn-fiveash@uiowa.edu

Office Phone: (319) 335-9267

Home Phone: (319) 356-1693

Media Row: (319) 335-7284

FAX Phone: (319) 335-9417

Iowa Online: <http://www.hawkeyes.com>

Top Iowa Returnees:

Player	Pos.	Ht.	Yr.	Pts.	Reb.
Tiffany Gooden*	F	6-0	Jr.	14.1	4.0
Tangela Smith*	C	6-4	Jr.	13.6	7.0
Nadine Diamond*	G	5-9	Jr.	12.0	5.9
Amy Herrig*	C	6-4	So.	7.5	5.6

* Returning Starter

Top Iowa Newcomers:

Mary Berdo	G	5-10	Fr.	Washington, IA
Chinyere Vann	G	5-10	Fr.	Brooklyn, NY



Head Coach
Angie Lee

Wisconsin vs. Iowa series record: 13-20

at Madison: 7-7; at Iowa City: 5-13; Neutral: 1-0

Date	Place	Wis	Opp	Margin
Dec. 7, 1974	Iowa City, IA	65	49	+16
Dec. 2, 1978	Iowa City, IA	68	75	- 7
Dec. 1, 1979	Iowa City, IA	51	68	-17
Nov. 15, 1980	Madison, WI	73	69	+ 4
Feb. 3, 1981	Iowa City, IA	88	67	+11
Feb. 12, 1982	East Lansing, MI	78	64	+14
March 3, 1982	Iowa City, IA	78	64	+14
Jan. 23, 1983	Iowa City, IA	68	47	+21
Feb. 23, 1983	Madison, WI	68	44	+24
Jan. 22, 1984	Madison, WI	50	49	+ 1
Feb. 24, 1984	Iowa City, IA	37	46	- 9
Jan. 27, 1985	Madison, WI	65	54	+11
Feb. 24, 1985	Iowa City, IA	52	64	-12
Jan. 26, 1986	Iowa City, IA	32	68	-36
Feb. 21, 1986	Madison, WI	47	61	-14
Jan. 2, 1987	Madison, WI	44	83	-39
March 7, 1987	Iowa City, IA	56	78	-22
Jan. 8, 1988	Madison, WI	59	79	-20
March 12, 1988	Iowa City, IA	50	98	-48
Feb. 3, 1989	Madison, WI	57	67	-10
March 5, 1989	Iowa City, IA	52	78	-26
Feb. 2, 1990	Iowa City, IA	52	84	-32
March 4, 1990	Madison, WI	60	77	-17
Jan. 2, 1991	Madison, WI	78	67	+11
March 9, 1991	Iowa City, IA	76	85 OT	- 9
Feb. 7, 1992	Madison, WI	74	58	+16
March 8, 1992	Iowa City, IA	36	63	-27
Jan. 8, 1993	Iowa City, IA	39	65	-26
Jan. 7, 1994	Madison, WI	67	74	- 7
Jan. 6, 1995	Madison, WI	72	62	+10
Feb. 19, 1995	Iowa City, IA	62	55	+ 7
Jan. 5, 1996	Iowa City, IA	48	68	-20
Feb. 18, 1996	Madison, WI	63	67	- 4

UNIVERSITY OF MICHIGAN

Friday, January 24, 1997
at Ann Arbor, MI
—7:30 p.m. (EST)

Location: Ann Arbor, MI
 Population: 109,766
 Enrollment: 36,617
 Division: NCAA-I
 Home Arena:



Crisler Arena (13,562)
 Nickname: Wolverines
 Colors: Maize and Blue
 1995-96 Season Record: 7-20
 1996 Big Ten Record/Finish: 1-15/10th
 Post Season: None
 Starters Returning/Lost: 4/1
 Letterwinners Returning/Lost: 13/1
 Head Coach: Sue Guevara (Interim)
 School Record: First season
 Career Record: First season

Assistant Coaches: Yulonda Wimbish, Yvette Harris, Eileen Shea
 Basketball Office: (313) 647-2918

Sports Information: Barb Cossman
 Internet: bcossman@umich.edu
 Office Phone: (313) 763-4423
 Home Phone: TBA
 Media Row: (313) 998-7188
 FAX Phone: (313) 647-1188

Michigan Online: <http://www.umich.edu/~mgoblue/>

Top Michigan Returnees:

Player	Pos.	Ht.	Yr.	Pts.	Reb.
Pollyanna Johns*	C	6-3	Jr.	14.5	9.9
Jennifer Kiefer*	G	5-7	Jr.	7.5	2.2
Amy Johnson*	F	5-11	Sr.	7.6	2.7
Akisha Franklin*	G	5-8	Jr.	10.8	3.0

* Returning Starter

Top Michigan Newcomers:

Stacey Thomas	C	5-10	Fr.	Flint, MI
Kenisha Walker	G/F	6-0	Fr.	Grand Rapids, MI



Head Coach
Sue Guevara

Wisconsin vs. Michigan series record: 20-12

at Madison: 11-4; at Ann Arbor: 9-7; Neutral: 0-1

Date	Place	Wis	Opp	Margin
Feb. 7, 1976	Champaign, IL	33	84	-51
Jan. 12, 1979	Ann Arbor, MI	73	80	- 7
Jan. 26, 1980	Madison, WI	65	57	+ 8
Dec. 6, 1980	Ann Arbor, MI	78	87	- 9
Jan. 16, 1983	Madison, WI	99	68	+31
March 4, 1983	Ann Arbor, MI	80	71	+ 9
Jan. 15, 1984	Ann Arbor, MI	77	63	+13
March 2, 1984	Madison, WI	63	64	- 1
Feb. 3, 1985	Ann Arbor, MI	81	72	+ 9
March 1, 1985	Madison, WI	81	70	+11
Feb. 2, 1986	Madison, WI	67	72	- 5
Feb. 28, 1986	Ann Arbor, MI	66	77	-11
Jan. 25, 1987	Ann Arbor, MI	65	57	+12
Feb. 20, 1987	Madison, WI	88	63	+25
Jan. 31, 1988	Madison, WI	65	68	- 3
Feb. 26, 1988	Ann Arbor, MI	51	86	-35
Jan. 22, 1989	Madison, WI	66	59	+ 7
Feb. 17, 1989	Ann Arbor, MI	57	75	-18
Jan. 21, 1990	Ann Arbor, MI	51	68	-17
Feb. 16, 1990	Madison, WI	56	61	- 5
Jan. 13, 1991	Ann Arbor, MI	69	90	-21
Feb. 8, 1991	Madison, WI	101	88	+13
Jan. 19, 1992	Madison, WI	93	66	+27
Feb. 14, 1992	Ann Arbor, MI	84	60	+24
Jan. 17, 1993	Madison, WI	73	67	+ 6
Feb. 12, 1993	Ann Arbor, MI	79	75	+ 4
Jan. 16, 1994	Ann Arbor, MI	64	63	+ 1
Feb. 11, 1994	Madison, WI	75	64	+11
Dec. 28, 1994	Ann Arbor, MI	85	71	+14
Feb. 26, 1995	Madison, WI	80	64	+16
Dec. 27, 1995	Madison, WI	89	48	+41
Feb. 25, 1996	Ann Arbor, MI	88	63	+25

MICHIGAN STATE UNIVERSITY

Friday, January 31, 1997
at East Lansing, MI
—7:30 p.m. EST

Location: East Lansing, MI
 Population: 51,065
 Enrollment: 40,647
 Division: NCAA-I
 Home Arena:

Breslin Center (15,138)

Nickname: Spartans

Colors: Green and white

1995-96 Season Record: 18-11

1996 Big Ten Record/Finish: 9-7/5th

Post Season: Lost in NCAA second round to defending NCAA champion UCONN

Starters Returning/Lost: 5/0

Letterwinners Returning/Lost: 10/2

Head Coach: Karen Langeland

School Record: 307-240 (20 years)

Career Record: 307-240 (20 years)

Langeland vs. Wisconsin: 22-12 (20 years)

Assistant Coaches: Cheryl Dozier, Angela Jackson, Carolyn Jenkins

Basketball Office: (517) 353-8613

Sports Information: Lori Schulze

Internet: athlm@msu.edu

Office Phone: (517) 355-2271

Home Phone: (517) 887-8250

Media Row: (517) 353-1626

FAX Phone: (517) 353-9636

Michigan State Online: <http://www.msu.edu/sports/>

S



Head Coach
Karen Langeland

Wisconsin vs. Michigan State series record: 12-22

at Madison: 9-7; at East Lansing: 3-13; Neutral: 0-2

Date	Place	Wis	Opp	Margin
Feb. 6, 1976	Champaign, IL	46	77	-31
Jan. 14, 1978	Madison, WI	63	65	- 2
Jan. 13, 1979	East Lansing, MI	52	57	- 5
Dec. 30, 1980	Madison, WI	62	74	-12
Feb. 27, 1982	East Lansing, MI	60	76	-16
Jan. 14, 1983	Madison, WI	77	59	+18
March 6, 1983	East Lansing, MI	76	70	+ 6
Jan. 13, 1984	East Lansing, MI	67	66	+ 1
March 4, 1984	Madison, WI	88	68	+20
Feb. 1, 1985	East Lansing, MI	64	65	- 1
March 3, 1985	Madison, WI	82	72	+10
Jan. 31, 1986	Madison, WI	55	58	- 3
March 2, 1986	East Lansing, MI	69	82	-13
Jan. 23, 1987	East Lansing, MI	53	77	-24
Feb. 22, 1987	Madison, WI	57	71	-14
Jan. 29, 1988	Madison, WI	58	65	- 7
Feb. 29, 1988	East Lansing, MI	58	68	-10
Jan. 20, 1989	Madison, WI	71	69	+ 2
Feb. 19, 1989	East Lansing, MI	67	71	- 4
Jan. 19, 1990	East Lansing, MI	43	73	-30
Feb. 18, 1990	Madison, WI	55	61	- 6
Jan. 11, 1991	East Lansing, MI	73	89	-16
Feb. 10, 1991	Madison, WI	78	75	+ 3
Jan. 17, 1992	Madison, WI	79	63	+16
Feb. 16, 1992	East Lansing, MI	73	58	+15
Jan. 15, 1993	Madison, WI	75	67	+ 8
Feb. 14, 1993	East Lansing, MI	67	81	-14
Jan. 14, 1994	East Lansing, MI	69	72	- 3
Feb. 13, 1994	Madison, WI	92	85	+ 7
Jan. 13, 1995	East Lansing, MI	68	78	-10
Feb. 12, 1995	Madison, WI	62	78	-16
March 4, 1995	Indianapolis, IN	79	87	- 8
Jan. 12, 1996	Madison, WI	82	59	+23
Feb. 11, 1996	East Lansing, WI	65	76	-11

Top Michigan State Returnees:

Player	Pos.	Ht.	Yr.	Pts.	Reb.
Paula Sanders*	F	6-1	Sr.	8.9	8.1
Nicole Cushing*	F	6-2	So.	12.8	5.4
Tamika Matlock*	G	5-7	Sr.	5.0	3.1

* Returning Starter

Top Michigan State Newcomers:

Kristen Rasmussen	F	6-3	Fr.	Okemos, MI
Maxann Reese	G	5-8	Fr.	Highland Park, MI
Whitney Winberg	C	6-3	Fr.	Shoreview, WI

UNIVERSITY OF MINNESOTA

Sunday, January 26, 1997
at Madison, WI
—3:00 p.m. (CST) SportsChannel

Location: Minneapolis, MN
 Population: 400,000
 Enrollment: 39,000
 Division: NCAA-I
 Home Arena:
 Sports Pavilion (5,700)
 Nickname: Golden Gophers
 Colors: Maroon and gold
 1995-96 Season Record: 4-23
 1995 Big Ten Record/Finish: 0-16/11th
 Post Season: None
 Starters Returning/Lost: 5/0
 Letterwinners Returning/Lost: 8/4
 Head Coach: Linda Hill-MacDonald



School Record: 62-102 (6 years)
 Career Record: 228-232 (16 years)
 Hill-MacDonald vs. Wisconsin: 4-8 (5 years)
 Assistant Coaches: TBA, Treka McMillian, Crystal Flint
 Basketball Office: (612) 624-3563
 Sports Information: Lisa Nelson
 Internet: nelson211@gold.tc.umn.edu
 Office Phone: (612) 624-9396
 Home Phone: (612) 687-9147
 Media Row: (612) 626-1394
 FAX Phone: (612) 624-8018
 Minnesota Online: <http://www.umn.edu/wica>

Top Minnesota Returnees:

Player	Pos.	Ht.	Yr.	Pts.	Reb.
Cheri Stafford*	C	6-2	Sr.	11.4	6.8
Angie Iverson	F	6-0	Jr.	9.6	8.7
Sarah Schieber	G/F	5-11	Jr.	6.3	2.1
Jaime Ellis	G	5-9	Jr.	3.7	1.3

* Returning Starter

Top Minnesota Newcomers:

Andrea Seago	C	6-3	Fr.	Cherry Valley, IL
Kiauna Burns	G	5-7	Fr.	Litchfield, MN



Head Coach
Linda Hill-MacDonald

Wisconsin vs. Minnesota series record: 16-19
 at Madison: 10-7; at Minneapolis: 5-11; Neutral: 1-1

Date	Place	Wis	Opp	Margin
Dec. 6, 1974	Iowa City, IA	55	45	+10
Feb. 8, 1980	Madison, WI	66	80	-14
Jan. 17, 1981	Madison, WI	68	84	-16
Feb. 13, 1981	Evanston, IL	68	79	-11
March 7, 1981	Minneapolis, MN	56	66	-10
Nov. 21, 1981	Madison, WI	63	72	-9
Jan. 23, 1982	Minneapolis, MN	60	63	-3
Jan. 28, 1983	Minneapolis, MN	60	73	-13
Feb. 18, 1983	Madison, WI	71	77	-6
Jan. 27, 1984	Madison, WI	63	59	+4
Feb. 17, 1984	Minneapolis, MN	51	62	-11
Jan. 25, 1985	Madison, WI	58	59	-1
Feb. 24, 1985	Minneapolis, MN	70	79	-9
Jan. 24, 1986	Minneapolis, MN	58	75	-17
Feb. 23, 1986	Madison, WI	62	52	+10
Jan. 4, 1987	Madison, WI	81	73	+8
March 5, 1987	Minneapolis, MN	45	70	-25
Jan. 10, 1988	Minneapolis, MN	75	67	+8
March 9, 1988	Madison, WI	71	73	-2
Feb. 5, 1989	Madison, WI	78	61	+17
March 3, 1989	Minneapolis, MN	58	83	-25
Feb. 4, 1990	Minneapolis, MN	76	75	+1
March 2, 1990	Madison, WI	94	82	+17
Jan. 6, 1991	Madison, WI	102	77	+25
March 7, 1991	Minneapolis, MN	62	76	-14
Feb. 9, 1992	Madison, WI	82	72	+10
March 6, 1992	Minneapolis, MN	83	82	+1
Jan. 12, 1993	Madison, WI	75	72	+3
March 10, 1993	Minneapolis, MN	56	91	-35
Jan. 9, 1994	Minneapolis, MN	84	89	-5
March 8, 1994	Madison, WI	71	82	-11
Jan. 20, 1995	Minneapolis, MN	76	63	+13
Feb. 5, 1995	Madison, WI	79	78	+1
Jan. 19, 1996	Madison, WI	85	50	+35
Feb. 4, 1996	Minneapolis, MN	98	64	+34

NORTHWESTERN UNIVERSITY

Friday, January 17, 1997
at Madison, WI
—7:00 p.m. (CST)

Sunday, February 2, 1997
at Evanston, IL
—2:00 p.m. (CST)

Location: Evanston, IL

Population: 73,750

Enrollment: 7,400

Division: NCAA-I

Home Arena:

Welsh-Ryan Arena (8,117)

Nickname: Wildcats

Colors: Purple and White

1995-96 Season Record: 23-11

1996 Big Ten Record/Finish: 8-8/6th

Post Season: NWIT (second place)

Starters Returning/Lost: 4/1

Letterwinners Returning/Lost: 10/1

Head Coach: Don Perrelli

School Record: 213-132 (12 years)

Career Record: 388-202 (20 years)

Perrelli vs. Wisconsin: 18-4 (12 years)

Assistants: Robin Wright, Amy Backus, Kelly Cole

Basketball Office: (847) 491-5709

Sports Information: Chris Hughes

Internet: c-hughes@nwu.edu

Office Phone: (847) 491-7503

Home Phone: (312) 761-9599

Media Row: (847) 491-8852

FAX Phone: (847) 491-8818

Northwestern Online: <http://www.nwu.edu>


Top Northwestern Returnees:

Player	Pos.	Ht.	Yr.	Pts.	Reb.
Michele Ratay*	G	5-11	Sr.	17.0	4.6
Katrina Hannaford*	C/F	6-2	Sr.	16.5	7.4
Megan Chawansky*	G	5-9	So.	10.7	4.7
Kristina Divjak	F	6-0	So.	10.1	4.1
Amber DeWall*	G	5-8	Jr.	2.8	3.1

* Returning Starter

Top Northwestern Newcomers:

Leah Berki	C	6-1	Fr.	Hinsdale, IL
Leslie Schock	F	6-2	Fr.	Elgin, IL



Head Coach
Don Perrelli

Wisconsin vs. Northwestern series record: 8-26

at Madison: 4-13; at Evanston: 4-12; Neutral: 0-1

Date	Place	Wis	Opp	Margin
Jan. 22, 1977	Madison, WI	70	80	-10
Jan. 28, 1978	Evanston, IL	61	67	- 6
Feb. 21, 1979	Madison, WI	62	67	- 5
Jan. 23, 1980	Evanston, IL	52	79	-27
Dec. 13, 1980	Madison, WI	70	77	- 7
Feb. 25, 1981	Madison, WI	75	82	- 7
Feb. 12, 1982	East Lansing, MI	52	62	-10
Feb. 20, 1982	Evanston, IL	66	82	-16
Jan. 21, 1983	Evanston, IL	57	54	+ 3
Feb. 27, 1983	Madison, WI	81	72	+ 9
Jan. 20, 1984	Madison, WI	80	70	+10
Feb. 24, 1984	Evanston, IL	57	54	+ 3
Jan. 6, 1985	Madison, WI	58	76	-18
March 9, 1985	Evanston, IL	89	86 OT	+ 3
Jan. 5, 1986	Evanston, IL	64	68	- 4
March 8, 1986	Madison, WI	72	87	-15
Jan. 30, 1987	Madison, WI	53	72	-19
Feb. 27, 1987	Evanston, IL	50	73	-23
Feb. 5, 1988	Evanston, IL	55	70	-15
March 4, 1988	Madison, WI	57	83	-26
Jan. 13, 1989	Madison, WI	59	62	- 3
Feb. 10, 1989	Evanston, IL	63	66	- 3
Jan. 12, 1990	Evanston, IL	57	72	-15
Feb. 9, 1990	Madison, WI	62	73	- 9
Jan. 18, 1991	Madison, WI	85	86	- 1
Feb. 15, 1991	Evanston, IL	72	93	-21
Jan. 31, 1992	Madison, WI	91	89	+ 2
Feb. 28, 1992	Evanston, IL	80	91	-11
Jan. 24, 1993	Evanston, IL	65	82	-17
Feb. 19, 1993	Madison, WI	90	103	-13
Jan. 23, 1994	Madison, WI	85	101	-16
Feb. 18, 1994	Evanston, IL	54	79	-25
Feb. 3, 1995	Madison, WI	63	56	+ 7
Feb. 2, 1996	Evanston, IL	69	68	+ 1

THE OHIO STATE UNIVERSITY

Sunday, January 19, 1997
at Madison, WI
—1:30 p.m. (CST)

Location: Columbus, Ohio
 Population: 650,000
 Enrollment: 48,700
 Division: NCAA-I
 Home Arena:



St. John Arena (13,276)
 Nickname: Buckeyes
 Colors: Scarlet and Gray
 1995-96 Season Record: 21-13
 1995 Big Ten Record Finish: 8-8/T6th
 Post Season: Lost in NCAA second round to Tennessee
 Starters Returning/Lost: 2/3
 Letterwinners Returning/Lost: 10/4
 Head Coach: Nancy M. Darsch

School Record: 222-109 (11 years)
 Career Record: 222-109 (11 years)
 Darsch vs. Wisconsin: 15-8 (11 years)
 Assistants: Melissa McFerrin, Nikita Lowry, Edith Thompson
 Basketball Office: (614) 292-9270

Sports Information: Liz Cook
 Office Phone: (614) 292-6861
 Home Phone: (614) 237-8907
 Media Row: (614) 292-1813
 FAX Phone: (614) 292-8547

Ohio State Online: <http://www.acs.ohio-state.edu:80/units/athletics/>

Top Ohio State Returnees:

Player	Pos.	Ht.	Yr.	Pts.	Reb.
Tiffany Glosson*	F	6-3	Jr.	4.8	3.7
Marcie Alberts*	G	5-4	Sr.	6.6	1.6

* Returning Starter

Top Ohio State Newcomers:

Michaela Moua	F	6-0	Fr.	Helsinki, Finland
Tara Michem	G	5-9	Fr.	Springfield, MO



Head Coach
Nancy Darsch

Wisconsin vs. Ohio State series record: 9-23

at Madison: 5-9; at Columbus: 4-10; Neutral: 0-4

Date	Place	Wis	Opp	Margin
Feb. 10, 1978	West Lafayette, IN	48	73	-25
March 10, 1978	East Lansing, MI	52	85	-33
March 3, 1980	Terre Haute, IN	68	80	-12
Feb. 4, 1983	Madison, WI	66	84	-18
Feb. 13, 1983	Columbus, OH	61	75	-14
Feb. 3, 1984	Columbus, OH	66	85	-19
Feb. 12, 1984	Madison, WI	79	70	+ 9
Jan. 11, 1985	Madison, WI	53	66	-13
Feb. 10, 1985	Columbus, OH	48	62	-14
Jan. 10, 1986	Columbus, OH	48	81	-33
Feb. 9, 1986	Madison, WI	50	85	-35
Jan. 18, 1987	Madison, WI	49	89	-40
Feb. 13, 1987	Columbus, OH	62	97	-35
Jan. 24, 1988	Columbus, OH	54	84	-30
Feb. 19, 1988	Madison, WI	70	87	-17
Jan. 8, 1989	Columbus, OH	53	84	-31
March 8, 1989	Madison, WI	61	77	-16
Jan. 7, 1990	Madison, WI	64	72	- 8
March 8, 1990	Columbus, OH	57	78	-21
Feb. 3, 1991	Columbus, OH	76	81 OT	- 5
March 1, 1991	Madison, WI	92	77	+15
Jan. 12, 1992	Columbus, OH	90	79	+11
March 11, 1992	Madison, WI	72	78	- 6
Jan. 29, 1993	Madison, WI	66	70	- 4
Feb. 26, 1993	Columbus, OH	58	95	-37
Jan. 28, 1994	Columbus, OH	99	90	+ 9
Feb. 27, 1994	Madison, WI	73	70	+ 3
Jan. 8, 1995	Madison, WI	76	69	+ 7
Feb. 17, 1995	Columbus, OH	81	76	+ 5
Jan. 7, 1996	Columbus, OH	75	69	+ 6
Feb. 16, 1996	Madison, WI	79	67	+12
March 3, 1996	Indianapolis, IN	58	72	-14

THE PENN STATE UNIVERSITY

Friday, December 27, 1996
at Madison, WI
—7:00 p.m. (CST)

Sunday, February 23, 1997
at State College, PA
—2:00 p.m. (EST)

Location: University Park, PA

Population:

Enrollment: 39,571

Division: NCAA-I

Home Arena:

Bryce Jordan Center (15,300)

Nickname: Lady Lions

Colors: Blue and white

1995-96 Season Record: 27-7

1996 Big Ten Record/Finish: 13-3/2nd

Post Season: Lost in Sweet Sixteen to Auburn

Starters Returning/Lost: 2/3

Letterwinners Returning/Lost: 8/4

Head Coach: Rene Portland

School Record: 378-117 (16 years)

Career Record: 465-147 (20 years)

Portland vs. Wisconsin: 6-1 (5 years)

Assistant Coaches: Annie Troyan, Susan Robinson, Sherry Price

Basketball Office: (814) 863-2672

Sports Information: Julie Reuvers

Internet: jmr22@psu.edu

Office Phone: (814) 865-1757

Home Phone: (814) 867-1116

Media Row: (814) 863-3294 or 3259

FAX Phone: (814) 863-3165

Penn State Online: <http://www.psu.edu/>



Head Coach
Rene Portland

Wisconsin vs. Penn State series record: 1-6

at Madison: 1-2; at University Park: 0-4

Date	Place	Wis	Opp	Margin
Feb. 2, 1992	University Park, PA	75	86	-11
Jan. 31, 1993	Madison, WI	73	90	-17
Feb. 28, 1993	University Park, PA	66	95	-29
Jan. 30, 1994	University Park, PA	53	73	-20
Feb. 23, 1994	Madison, WI	59	88	-29
Jan. 29, 1995	University Park, PA	55	58	-3
Jan. 28, 1996	Madison, WI	87	69	+18

Top Penn State Returnees:

Player	Pos.	Ht.	Yr.	Pts.	Reb.
Angie Potthoff*	F	6-1	Sr.	18.5	9.1
Tiffany Longworth*	G	5-8	Sr.	7.4	2.7
Jamie Parsons	G	5-8	Jr.	6.1	2.9
Shauntai Hall	G	5-11	So.	5.3	1.7

* Returning Starter

Top Penn State Newcomers:

Emma Clements	C	6-3	Jr.	Central Florida CC
Helen Darling	G	5-7	Fr.	Columbus, OH
Chrissy Falcone	G	5-6	Fr.	Garfield Heights, OH
Andrea Garner	C	6-2	Fr.	Philadelphia, PA
Marissa Graby	F	6-2	Fr.	Calicoon, NY
Courtney Wicks	G	5-9	Fr.	Wayne, NJ

The Wisconsin players and coaching staff pass out "victory balls" after each home victory. Fans were rewarded 10 times last season (10-2 home record), including a first-ever win over 10th-ranked Penn State on Super Bowl Sunday, 87-69.



PURDUE UNIVERSITY

Friday, January 3, 1997
at Madison, WI
—7:00 p.m. (CST)

Sunday, February 16, 1997
at West Lafayette, IN
—2:00 p.m. (EST)

Location: West Lafayette, IN
 Population: 21,247
 Enrollment: 34,685
 Division: NCAA-I
 Home Arena:

Mackey Arena (14,123))

Nickname: Boilermakers

Colors: Old Gold and Black

1995-96 Season Record: 20-11

1996 Big Ten Record/Finish: 11-5/4th

Post Season: Lost in NCAA Tournament First Round

Starters Returning/Lost: 2/3

Letterwinners Returning/Lost: 3/7

Head Coach: Nell Fortner

School Record: 0-0 (First year)

Career Record: 0-0 (First year)

Fortner vs. Wisconsin: 0-0 (First year)

Assistants: Carolyn Peck, Pam Stackhouse, Kerry Cremeans

Basketball Office: (317) 494-5853

Sports Information: Tom Schott

Internet: ths@omni.cc.purdue.edu

Office Phone: (317) 494-3145

Home Phone: (317) 463-5802

Media Row: (317) 494-6364

FAX Phone: (317) 494-5447

Purdue Online: TBA

Top Purdue Returnees:

Player	Pos.	Ht.	Yr.	Pts.	Reb.
Jannon Roland*	F	6-1	Sr.	13.6	4.0
Stephanie White*	G	5-11	So.	10.8	4.3
Ukari Figgs	G	5-9	So.	3.9	2.3

* Starters

Top Purdue Newcomers:

Mackenzie Curless	F	6-1	Fr.	Martinsville, IN
Diamond Desmond	C	6-4	Fr.	Arlington, VA
Michelle Duhart	F	6-0	Fr.	Arlington, VA
Corissa Yasen	F	6-0	Sr.	Coeur d'Alene, ID
Tiffany Young	G	5-11	Fr.	Trinity, AL



Head Coach
Nell Fortner

Wisconsin vs. Purdue series record: 10-22

at Madison: 7-8; at West Lafayette: 3-13; Neutral: 0-1

Date	Place	Wis	Opp	Margin
Dec. 3, 1976	West Lafayette, IN	40	53	-13
Feb. 11, 1977	West Lafayette, IN	60	62	- 2
Jan. 20, 1978	Carbondale, IL	65	79	-14
Jan. 20, 1979	Madison, WI	82	75 OT	+ 7
Feb. 15, 1980	West Lafayette, IN	66	57	+ 9
Feb. 6, 1981	Madison, WI	61	57	+ 4
Jan. 7, 1983	West Lafayette, IN	58	55	+ 3
March 12, 1983	Madison, WI	92	82	+10
Jan. 6, 1984	Madison, WI	92	62	+30
March 10, 1984	West Lafayette, IN	75	65	+10
Jan. 20, 1985	West Lafayette, IN	61	67	- 6
Feb. 15, 1985	Madison, WI	65	73	- 8
Jan. 19, 1986	Madison, WI	57	72	-15
Feb. 14, 1986	West Lafayette, IN	57	79	-22
Jan. 11, 1987	West Lafayette, IN	62	70	- 8
Feb. 6, 1987	Madison, WI	49	85	-36
Jan. 17, 1988	Madison, WI	62	80	-18
Feb. 12, 1988	West Lafayette, IN	55	67	-12
Jan. 15, 1989	West Lafayette, IN	56	69	-13
Feb. 27, 1989	Madison, WI	81	67	+14
Jan. 28, 1990	Madison, WI	72	92	-20
Feb. 23, 1990	West Lafayette, IN	63	81	-18
Jan. 27, 1991	Madison, WI	87	97	-10
Feb. 22, 1991	West Lafayette, IN	53	93	-40
Jan. 26, 1992	West Lafayette, IN	56	82	-26
Feb. 21, 1992	Madison, WI	80	69	+11
Feb. 7, 1993	West Lafayette, IN	49	72	-23
Mar. 7, 1993	Madison, WI	57	77	-20
Feb. 6, 1994	Madison, WI	64	77	-13
Mar. 6, 1994	West Lafayette, IN	45	93	-48
Jan. 27, 1995	West Lafayette, IN	66	68	- 2
Jan. 26, 1996	Madison, WI	98	95 2OT	+ 3

Drake University

Friday, November 22, 1996
Des Moines, IA—7:00 p.m. (CST)

Location: Des Moines, IA
 Enrollment: 3200
 Division: NCAA I
 Home Arena:
 Knapp Center (7,002)
 Nickname: Bulldogs
 Colors: Blue and white
 Conference: Missouri Valley
 1995-96 Season Record: 16-13
 1995-96 Conference Record/Finish: 10-8
 Post Season: None
 Starters Returning/Lost: 3/3
 Letterwinners Returning/Lost: 6/3
 Head Coach: Lisa Bluder
 School Record: 96-76 (6 years)
 Career Record: 265-111 (12 years)
 Assistant Coaches: Jan Jensen, Jenni Fitzgerald, Carolyn Hagerty
 Sports Information: Jason Eslinger
 Office Phone: (515)271-3740
 Home Phone: (515)222-2614
 Media Row: (515)271-4889
 Fax Phone: (515)271-3015



Top Drake Returnees:

Player	Pos.	Ht.	Yr.	Pts.	Reb.
Kiersten Miller	G	5-10	Jr.	16.0	4.5
Missy Lange	F/C	6-2	Sr.	7.8	5.8
Nicole McBean	F	5-11	Sr.	7.2	5.0
Keisha Cox	G	5-4	Jr.	6.8	2.0

Wisconsin vs. Drake series record: 1-4

Date	Place	Wis	Opp	Margin
Dec. 2, 1979	Des Moines, IA	76	78	- 2
Jan. 18, 1981	Madison, WI	54	71	-17
Nov. 27, 1981	Des Moines, IA	57	93	-36
Nov. 25, 1989	Madison, WI	49	64	-15
Nov. 30, 1995	Madison, WI	82	78	+4

UW-Milwaukee

Sunday, November 24, 1996
at Madison, WI—1:30 p.m. (CST)

Location: Milwaukee, WI
 Enrollment: 22,984
 Division: NCAA I
 Home Arena:
 Klatsche (4,000)
 Nickname: Panthers
 Colors: Black and Gold
 Conference: Midwestern Collegiate
 Starters Returning/Lost: 3/2
 Letterwinners Returning/Lost: 9/3
 1995-96 Season Record: 4-22
 1995-96 Conference Record/Finish: 3-13/9th
 Head Coach: Sandy Botham
 School Record: First year
 Career Record: 22-4 (1 year)
 Assistant Coaches: TBA
 Basketball Office: (414) 229-4405
 Sports Information: Paul Helgren
 Office Phone: (414) 229-4593
 Home Phone: TBA



Media Row: TBA
 FAX Phone: (414) 229-6759

Top UW-Milwaukee Returnees:

Player	Pos.	Ht.	Yr.	Pts.	Reb.
Jenny Greger	G	5-6	Sr.	13.8	5.3
Apryl Rodman	F/C	6-2	Sr.	11.3	6.1
Trina Rathke	C	6-2	Jr.	7.3	6.0
Sarah Martysz	G	5-5	So.	5.7	1.7

Wisconsin vs. UW-Milwaukee series record: 8-1

Date	Place	Wis	Opp	Margin
Jan. 28, 1975	Madison, WI	75	55	+20
Feb. 5, 1977	Madison, WI	87	55	+32
Feb. 16, 1978	Milwaukee, WI	78	35	+43
Dec. 13, 1978	Madison, WI	115	50	+65
Mar. 1, 1979	Milwaukee, WI	83	39	+44
Dec. 1, 1990	Madison, WI	99	76	+23
Dec. 10, 1991	Madison, WI	90	68	+22
Dec. 15, 1992	Madison, WI	77	78	- 1
Dec. 9, 1993	Madison, WI	108	58	+50

UC-Santa Barbara Tournament

Friday-Saturday, November 29-30, 1996
at Santa Barbara, CA

Friday— Wisconsin vs. Cal-Irvine, 5:00 p.m. (PST)
Delaware vs. Cal-Santa Barbara, 7:00 p.m. (PST)

Saturday—Consolation, 5:00 p.m.; Championship, 7:00 p.m.

University of California, Irvine

Friday, November 29, 1996
at Santa Barbara, CA—5:00 p.m. (PST)

Location: Irvine, CA
 Population: 120,000
 Enrollment: 17,092
 Division: NCAA I
 Home Arena:
 Bren Center (5,000)

Nickname: Anteaters
 Colors: Blue and Gold
 Conference: Big West
 1995-96 Season Record: 12-16
 1995-96 Conference Record/Finish: 7-11/Sixth
 Post Season: None
 Starters Returning/Lost: 3/2
 Letterwinners Returning/Lost: 7/4
 Head Coach: Colleen Matsuhara (Cal State Sacramento, 1974)
 School Record: 43-96 (5 years)
 Career Record: 89-140 (8 years)
 Assistant Coaches: Mark Adams, Jeff Dow
 Basketball Office: (714) 824-5895
 Sports Information: Stacey king
 Internet: saking@uci.edu
 Office Phone: (714) 824-7350
 Home Phone: (714) 644-7573
 Media Row: (714) 824-5814
 Fax Phone: (714) 824-5260
 UC-Irvine Online: <http://www.uci.edu/~athletics>



Top UC-Irvine Returnees:

Player	Pos.	Ht.	Yr.	Pts.	Reb.
Leticia Oseugera	F	5-11	Jr.	15.5	10.3
Princess Hatcher	G	5-7	So.	5.5	2.3
Sabrina Roberson	G	5-8	Jr.	5.9	3.0

Wisconsin vs. UC-Irvine series record: 1-0

Date	Place	Wis	Opp	Margin
Dec. 28, 1982	Irvine, CA	65	47	+18

Office Phone: (805) 893-3428

Home Phone: NA

Media Row: (805) 893-4361

FAX Phone: (805) 893-4537

Top UC-Santa Barbara Returnees:

Player	Pos.	Ht.	Yr.	Pts.	Reb.
Erin Alexander	G	5-6	Sr.	18.4	4.2
Amy Smith	F	6-3	Sr.	11.1	6.1

Wisconsin vs. Cal Santa Barbara series record: First meeting**University of Delaware****at UC-Santa Barbara Tournament
November 29-30, 1996**

Location: Newark, DE

Enrollment: 15,534

Division: NCAA I

Home Arena:

Bob Carpenter Center (5,000)

Nickname: Fightin' Blue Hens

Colors: Royal Blue and Gold

Conference: America East

1995-96 Season Record: 11-16

1995-96 Conference Record/Finish: 9-9/5th

Starters Returning/Lost: 3/2

Letterwinners Returning/Lost: 8/2

Head Coach: Tina Martin

School Record: First season

Career Record: First season as head coach

Assistant Coaches: Leni Wilson, Jeanine Radice

Sports Information: Scott Selbeimer

Office Phone: (302) 831-2186

Home Phone: (302) 368-8639

Media Row: (302) 831-2186

Fax Phone: (302) 831-8653

**Top Delaware Returnees:**

Player	Pos.	Ht.	Yr.	Pts.	Reb.
Jackie Porac	F	5-10	So.	10.4	7.4
Shanda Piggott	F	5-11	Jr.	11.5	9.0
Keisha McFadgion	G	5-7	Jr.	11.9	1.9

Wisconsin vs. Delaware series record: First meeting**University of California, Santa Barbara****at UC-Santa Barbara Tournament
November 29-30, 1996**

Location: Santa Barbara, CA

Enrollment: 18,200

Division: NCAA I

Home Arena:

Thunderdome (6,000)

Nickname: Gauchos

Colors: Blue and Gold

Conference: Big West I

1995-96 Season Record: 24-7

1995-96 Conference Record/Finish: 17-1/1st

Post Season: NWIT Consolation Champions

Starters Returning/Lost: 2/3

Letterwinners Returning/Lost: 8/6

Head Coach: Mark French

School Record: 150-108 (nine years)

Career Record: 249-224 (17 years)

Assistant Coach: Tony Newnan, Cori Close, Barb Beainy

Basketball Office: (805) 893-3370

Sports Information: Tom Hastings

**University of Northern Iowa****Tuesday, December 3, 1996****Madison, WI—7:00 p.m.**

Location: Cedar Falls, IA

Enrollment: 12,800

Division: NCAA I

Home Arena:

UNI Dome (10,000)

Nickname: Panthers

Colors: Purple and Gold

Conference: Missouri Valley

1995-96 Season Record: 7-20

1995-96 Conference Record/Finish: 6-12/8th

Starters Returning/Lost: 5/0

Letterwinners Returning/Lost: 9/3

Head Coach: Tony DiCecco

School Record: 7-20 (One year)

Career Record: 7-20 (One year)

Assistant Coaches: Colleen Heimstead, Tanya Warren, Jenny Sandvold

Basketball Office: (319) 273-6443


Sports Information: Nancy Justis

Office Phone: (319) 273-3642

Home Phone: TBA

Media Row: (319) 273-6311

FAX Phone: (319) 273-3602

**Top Northern Iowa Returnees:**

Player	Pos.	Ht.	Yr.	Pts.	Reb.
Jen Steffens	F	5-11	Jr.	9.4	5.6
Kelley Westhoff	G	5-8	Sr.	5.8	4.6
Kate Lawler	F	5-11	Sr.	14.0	6.5
Erin Fox	G	5-7	So.	9.9	2.5

Wisconsin vs. Northern Iowa series record: 4-0

Date	Place	Wis	Opp	Margin
Dec. 21, 1983	Madison, WI	76	48	+28
Dec. 1, 1984	Madison, WI	61	52	+9
Dec. 3, 1985	Cedar Falls, IA	72	48	+24
Jan. 16, 1996	Cedar Falls, IA	95	68	+27

UW-Green Bay**Thursday, December 5, 1996****at Green Bay, WI—7:30 p.m. (CST)**

Location: Green Bay, WI

Enrollment: 5,000

Division: NCAA I

Home Arena:

Phoenix Sports Center (2,000)

Nickname: Phoenix

Colors: Red, Green and White

Conference: Midwestern Collegiate

1995-96 Season Record: 20-9



1995-96 Conference Record/Finish: 14-2/1st

Starters Returning/Lost: 4/1

Letterwinners Returning/Lost: 10/2

Head Coaches: Carol Hammerle

School Record: 418-207 (23 years)

Career Record: 418-207 (23 years)

Assistant Coaches: Emily Bauer, Tisha Hill, Rhonda Rice

Basketball Office: (414) 465-2145

Sports Information: Sue Bodilly

Office Phone: (414) 465-2498

Home Phone: (414) 499-8956

FAX Phone: (414) 465-2357

Top UW-Green Bay Returnees:

Player	Pos.	Ht.	Yr.	Pts.	Reb.
Cheri Nordgaard	F/C	6-1	So.	12.0	8.0
Liz Reiman	C	6-2	Jr.	9.9	6.2
Alison Schultz	G	5-10	Sr.	9.6	4.0
Amy Strohmeier	G	5-9	Sr.	8.3	2.1

Wisconsin vs. UW-Green Bay series record: 10-4

Date	Place	Wis	Opp	Margin
Jan. 11, 1975	Madison, WI	45	38	+ 7
Jan. 24, 1976	Madison, WI	50	29	+21
Feb. 9, 1976	Green Bay, WI	47	39	+ 8
Feb. 23, 1977	Green Bay, WI	81	37	+44
Feb. 23, 1982	Madison, WI	66	53	+13
Dec. 8, 1982	Green Bay, WI	69	55	+14
Dec. 9, 1987	Madison, WI	60	61	- 1
Dec. 7, 1988	Green Bay, WI	62	58 OT	+ 4
Dec. 5, 1989	Madison, WI	58	60	- 2
Dec. 4, 1990	Green Bay, WI	75	91	-16
Dec. 1, 1992	Madison, WI	63	62	+ 1
Jan. 3, 1994	Madison, WI	75	64	+11
Dec. 27, 1994	Green Bay, WI	59	68	- 9
Dec. 13, 1995	Madison, WI	83	56	+27

University of Notre Dame

Monday, December 9, 1996
at South Bend, IN—7:00 (EST)

Location: South Bend, IN

Enrollment: 10,126

Division: NCAA I

Home Arena:

Joyce Center (11,418)

Nickname: Fighting Irish

Colors: Gold and Blue

Conference: Big East

1995-96 Season Record: 23-8

1995-96 Conference Record/Finish: 15-3/2nd

Starters Returning/Lost: 4/1

Letterwinners Returning/Lost: 9/2

Head Coaches: Muffet McGraw

School Record: 182- (17 years)

Career Record: 270-129 (14 years)

Assistant Coaches: Carol Owens and Letitia Bowen

Basketball Office: (219) 631-5420

Sports Information: John Heisler

Office Phone: (219) 631-7516

Home Phone: (219) 273-2390

Media Row Phone: (219) 631-5309

FAX Phone: (219) 631-7941

Top Notre Dame Returnees:



Player	Pos.	Ht.	Yr.	Pts.	Reb.
Beth Morgan	G	6-0	Sr.	20.2	5.0
Katryna Gaither	C	6-3	Sr.	19.8	10.9
Sheila McMillen	G	5-10	So.	7.6	2.7
Mollie Peirick	G	5-11	Jr.	7.6	2.5

Wisconsin vs. Notre Dame series record: 0-2

Date	Place	Wis	Opp	Margin
March 1, 1987	Madison, WI	70	80	-10
Dec. 4, 1993	Providence, RI	55	77	-22

University of Georgia

Big Ten-Southeastern Conference Challenge

Friday, December 13, 1996

at Madison, WI—6:00 and 8:00 p.m. (CST)

Iowa vs. Florida, 6 p.m.; Wisconsin vs. Georgia, 8 p.m.

Location: Athens, GA

Enrollment: 30,147

Division: NCAA I

Home Arena:

Stegeman Coliseum (10,523)

Nickname: Bulldogs

Colors: Red and Black

Conference: Southeastern Conference

1995-96 Season Record: 28-5

1995-96 Conference Record/Finish: 10-1/1st

Starters Returning/Lost: 4/1

Letterwinners Returning/Lost: 10/3

Head Coaches: Andy Landers

School Record: 417-124 (17 years)

Career Record: 499 145 (21 years)

Assistant Coaches: Sharon Baldwin, Terri Williams, Michael Shafer

Basketball Office: (706) 542-1176

Sports Information: Mike Mobley

Office Phone: (706) 542-1621

Home Phone: (706) 813-8373

Media Row Phone: (706) 542-8052

FAX Phone: (706) 542-9339



Top Georgia Returnees:

Player	Pos.	Ht.	Yr.	Pts.	Reb.
La'Keisha Frett	F	6-3	Sr.	14.6	8.7
Tracy Henderson	C	6-3	Sr.	14.1	6.4
Kendra Holland	G	5-8	Sr.	11.3	3.3
Rachel Powell	G	5-8	Sr.	4.7	1.3

Wisconsin vs. Georgia series record: First meeting

University of Tennessee

Tuesday, February 4, 1996

Knoxville, TN—7:00 p.m. (EST)

Location: Knoxville, TN

Enrollment: 25,468

Division: NCAA I

Home Arena:

Thompson-Boling Arena (25,000)

Nickname: Lady Volunteers

Colors: Orange and white

Conference: Southeastern

1995-96 Season Record: 32-4

1995-96 Conference Record/Finish: 9-2/2nd



Post Season: NCAA Champions, Fourth National Title
 Starters Returning/Lost: 3/2
 Letterwinners Returning/Lost: 8/3
 Head Coach: Pat Summit
 School Record: 596-133 (21 years)
 Career Record: 596-133 (21 years)
 Assistant Coach: Mickie DeMoss, Holly Warlick
 Basketball Office: (423) 974-1111
 Sports Information: Debby Jennings
 Office Phone: (423) 974-4275
 Home Phone: (423) 584-1983
 Media Row: (423) 974-0110
 FAX Phone: (423) 974-8875

Top Tennessee Returnees:

Player	Pos.	Ht.	Yr.	Pts.	Reb.
Chamique Holdsclaw	F/C	6-2	So.	16.2	9.1
Pashen Thompson	C	6-1	Sr.	9.1	7.2
Abby Conklin	F/C	6-3	Sr.	11.6	5.5
Tiffani Johnson	C	6-4	Jr.	7.5	6.3
Brynae Laxton	F	6-0	So.	4.2	2.6

Wisconsin vs. Tennessee series record: 0-1

Date	Place	Wis	Opp	Margin
Feb. 8, 1996	Madison, WI	61	72	-11

Cleveland State University

Tuesday, February 11, 1997
at Madison, WI—7:00 p.m. CST

Location: Cleveland, OH
 Enrollment: 15,656
 Division: NCAA I
 Home Arena:
 Goodman Arena (13,610)
 Nickname: Vikings
 Colors: Forest Green and White
 Conference: Midwestern Collegiate
 1995-96 Season Record: 11-16
 1995-96 Conference Record/Finish: 6-10
 Starters Returning/Lost: 5/0
 Letterwinners Returning/Lost: 9/4
 Head Coach: Duffy Burns



School Record: 11-16 (1 year)
 Career Record: 11-16 (1 year)
 Assistant Coaches: Deb Roof, Lisa Rathbun, Sally Steigerwald
 Basketball Office: (216) 687-5120
 Sports Information: Paulette Welch
 Office Phone: (216) 687-5288
 Home Phone: (216) 941-8433
 Media Row: (216) 687-4819
 FAX Phone: (216) 523-7257

Top Cleveland State Returnees:

Player	Pos.	Ht.	Yr.	Pts.	Reb.
Megan Williams	F	6-1	Sr.	13.6	7.7
Jessica Toth	C	6-3	Sr.	7.3	8.3
LeAnna Hicks	G	5-8	Jr.	3.2	4.3
Jami Brock	G/F	5-9	So.	9.7	4.5

Wisconsin vs. Cleveland State series record: 0-1

Date	Place	Wis	Opp	Margin
Dec. 29, 1983	Miami, FL	67	70	- 3

WISCONSIN IN TOURNAMENTS

1995-96

Teaxa Tech Tournament, Lubbock, TX	1-1	2nd
Big Ten Tournament, Indianapolis, IN	0-1	T5th

1994-95

St. Mary's Thanksgiving Classic, Moraga, CA	2-0	1st
Arkansas Dial Classic, Fayetteville, AR	1-1	3rd
Big Ten Tournament, Indianapolis, IN	0-1	T5th

1993-94

Brown University, Providence, RI	1-1	3rd
----------------------------------	-----	-----

1992-93

Memphis State, Memphis, TN	1-1	3rd
----------------------------	-----	-----

1991-92

University of Utah, Salt Lake City, UT	1-1	2nd
----------------------------------------	-----	-----

1990-91

University of Colorado, Boulder, CO	1-1	3rd
-------------------------------------	-----	-----

1989-90

Texas A & M, College Station, TX	0-2	4th
Princeton University, Princeton, NJ	1-1	3rd

1987-88

Florida State, Tallahassee, FL	0-2	4th
--------------------------------	-----	-----

1986-87

University of Cincinnati, Cincinnati, OH	1-1	2nd
------------------------------------------	-----	-----

1985-86

University of Virginia, Charlottesville, VA	0-2	4th
Badger Invitational, Madison, WI	1-1	2nd

1984-85

University of Nebraska, Lincoln, NE	0-2	4th
Louisiana Tech, Ruston, LA	1-1	3rd

1983-84

University of Kentucky, Lexington, KY	0-2	4th
University of Miami Classic, Miami, FL	0-2	----

1981-82

Drake University, Des Moines, IA	1-1	----
Dartmouth University, Hanover, NH	2-0	1st
Big Ten Championship, East Lansing, MI	1-1	T5th
MAIAW Regional, Terre Haute, IN	3-0	1st
AIWA Quarterfinals, Austin, TX	1-1	Top 8

1980-81

Drake University, Des Moines, IA	1-2	
Badger Invitational, Madison, WI	1-1	2nd
Big Ten Tournament, Evanston, IL	1-1	T5th

1979-80

William Penn College, Oskaloosa, IA	2-1	2nd
Big Ten Tournament, Madison, WI	0-1	T5th
MAIAW Regional, Terre Haute, IN	0-1	T7th

1978-79

Badger Inv., UW-Madison, Madison, WI	1-1	3rd
Big Ten Tournament, Bloomington, IN	0-1	T7th
WWIAC State Tournament, Oshkosh, WI	2-1	2nd

1977-78

Southern Illinois Saluki Invitational, Carbondale, IL	0-2	4th
Big Ten Tournament, West Lafayette, IN	0-1	T7th
WWIAC State Tournament, Eau Claire, WI	3-0	1st
MAIAW Regional, East Lansing, MI	2-1	T5th

1976-77

Big Ten Tournament, West Lafayette, IN	0-2	T8th
WWIAC State Tournament	0-2	----

1975-76

Big Ten Tournament, West Lafayette, IN	0-3	8th
----------------------------------------	-----	-----

Alabama-Birmingham	1-1
Arizona	0-1
Army	1-0
Auburn	1-0
Austin Peay	1-0
Ball State	1-0
Baylor	1-0
Bowling Green	0-1
Bradley	3-0
Bucknell	1-0
California-Irvine	1-0
California State-Long Beach	0-1
Carroll College	2-0
Carthage College	2-0
Central Michigan	0-1
Central Missouri	1-0
Chicago State	6-0
Cincinnati	2-0
Clemson	0-1
Cleveland State	0-1
Colorado	1-0
Creighton	2-0
Dartmouth	1-1
DePaul	2-2
Detroit	2-2
Drake	1-4
Duke	0-1
Eastern Illinois	2-1
Eastern Kentucky	0-1
Eastern Michigan	0-1
Fairfield	0-1
Fairleigh Dickinson	0-1
Florida State University	0-1
Georgetown	0-1
Gonzaga	1-0
Illinois	14-17
Illinois-Chicago	12-5

Illinois State	4-9
Indiana	8-25
Indiana State	2-2
Iowa	13-20
Iowa State	2-3
Kansas	1-0
Lake Superior State College	0-1
Lincoln College	1-0
Louisiana Tech	0-1
Loyola (Chicago)	5-2
Mankato State	0-1
Maryland	0-1
Marquette	7-1
Memphis State	0-1
Miami of Ohio	1-1
Michigan	20-12
Michigan State	12-22
Middle Tennessee State	0-1
Minnesota	16-19
Mississippi	0-1
Missouri	0-1
Montana	0-1
National College	2-0
Nebraska	3-0
North Carolina	0-1
North Carolina-Charlotte	0-1
Northeastern Illinois	3-0
Northern Illinois	6-0
Northern Iowa	4-0
Northwestern	8-26
Notre Dame	0-2
Ohio State	9-23
Oklahoma State	0-1
Oregon	1-0
Penn State	1-6
Phillips University	1-0
Pitt	0-1

Princeton	1-0
Providence	0-1
Purdue	10-22
Queens College	0-1
St. Cloud State	1-0
St. Mary's, CA	2-0
St. Peter's College (N.J.)	0-1
San Diego	1-0
San Francisco	0-1
San Jose State	1-0
Santa Clara	0-1
Southern Connecticut	1-0
South Dakota	0-1
Southern Illinois-Carbondale	1-2
Southern Methodist	0-1
Stanford	0-1
Tennessee	0-1
Tennessee-Martin	1-0
Texas A & M	0-1
Texas-Austin	0-1
Texas Tech	1-1
Toledo	1-1
Union University	0-1
University of D.C.	0-1
Utah	1-1
UW-Eau Claire	4-3
UW-Green Bay	10-4
UW-LaCrosse	3-9
UW-Milwaukee	8-1
UW-Oshkosh	4-1
UW-Platteville	5-0
UW-River Falls	0-1
UW-Stevens Point	3-7
UW-Whitewater	2-4
Valdosta State	0-1
Valparaiso	1-0
Vanderbilt	0-1
Virginia	0-1
Wagner	1-0
Wake Forest	0-1
Washington	0-1
Western Illinois	9-1
Western Michigan	9-1
Westmar College	1-0
William Penn College	1-1
Wichita State	0-1
Yale	1-0

Total: 254 wins, 305 losses

■ All-Time Record vs. Big Ten Opponents

Illinois	14-17
Indiana	8-25
Iowa	13-20
Michigan	20-12
Michigan State	12-22
Minnesota	16-19
Northwestern	8-26
Ohio State	9-23
Penn State	1-6
Purdue	10-22

Total: 112 wins, 191 losses (.370)



1974-75

Won 11, Lost 7 (Home-6-2; Away-5-5)
 UW Head Coach: Marilyn Harris
 Total home attendance: Figures Not Available

12/6	+10	55-45	Minnesota
12/6	-1	56-57	Illinois
12/7	-54	29-83	Indiana
12/7	+16	65-49	Iowa
1/11	+7	45-38	UW-GREEN BAY
1/18	-30	46-76	UW-LaCROSSE
1/23	+15	42-27	Northern Illinois
1/25	+32	74-42	UW-PLATTEVILLE
1/28	+20	75-55	UW-MILWAUKEE
2/1	-2	47-49	UW-Stevens Point
2/5	+13	59-46	UW-Eau Claire
2/8	-27	32-59	UW-LaCrosse
2/11	+9	57-48	CARTHAGE COLLEGE
2/12	+4	62-58	CARROLL COLLEGE
2/15	+5	63-58	UW-Platteville
2/18	-2	53-55	UW-WHITEWATER
2/22	+11	56-45	UW-STEVENS POINT
2/28	-32	39-71	UW-Stevens Point

1975-76

Won 5, Lost 13 (Home-3-4; Away-2-9)
 UW Head Coach: Marilyn Harris
 Total home attendance: Figures Not Available

12/5	-60	28-88	Illinois State
12/6	-1	39-40	Mankato State
12/7	-13	46-59	UW-EAU CLAIRE
12/12	-42	59-101	Illinois State
12/13	-15	52-67	UW-RIVER FALLS
1/24	+21	50-29	UW-GREEN BAY
1/26	20	76-56	UW-Platteville
1/30	-26	40-66	UW-STEVENS POINT
1/31	-49	32-81	UW-LaCrosse
2/2	+5	52-47	UW-PLATTEVILLE
2/5	-37	41-78	UW-Whitewater
2/6	-31	46-77	Michigan State@
2/6	-44	33-77	Illinois@
2/7	-51	33-84	Michigan@
2/9	+8	47-39	UW-Green Bay
2/11	-72	30-102	UW-LaCROSSE
2/16	-50	35-85	UW-Stevens Point
2/21	+10	46-36	NORTHERN ILLINOIS

@Big Ten Tournament

1976-77

Won 7, Lost 14 (Home-3-4; Away-4-10)
 UW Head Coach: Edwina Qualls
 Total home attendance: Figures Not Available

12/3	-13	40-53	Purdue
12/4	+4	65-61	Cincinnati
12/11	-7	46-53	UW-WHITEWATER
1/15	+4	56-52	Northern Illinois
1/21	-10	82-92	UW-Stevens Point
1/22	-10	70-80	NORTHWESTERN
1/25	-12	50-62	UW-STEVENS POINT
1/28	-42	50-92	UW-LaCrosse
1/29	-13	51-64	UW-Eau Claire

2/1	-4	55-59	UW-Whitewater
2/4	-3	59-62	Illinois-Chicago
2/5	+32	87-55	UW-MILWAUKEE
2/9	+30	84-54	UW-PLATTEVILLE
2/11	-2	60-62	Purdue@
2/11	-27	49-76	Illinois@
2/15	+7	79-72	Carthage College
2/19	-9	58-67	UW-OSHKOSH
2/21	+21	68-47	MARQUETTE
2/23	+44	81-37	UW-Green Bay
3/3	-3	68-71	UW-Eau Claire+
3/5	-11	60-71	Marquette+

@Big Ten Tournament

+WWIAC State Tournament

1977-78

Won 14, Lost 10 (Home-5-5; Away-9-5)
 UW Head Coach: Edwina Qualls
 Total home attendance: 12,231/10=1,223 avg.

12/3	+33	88-55	WESTMAR COLL., 2500*
12/10	+45	84-39	UW-EAU CLAIRE, 610
12/14	+51	106-55	DePAUL, 5000*
1/11	-6	67-73	ILLINOIS-CHICAGO, 450
1/14	-2	63-65	MICHIGAN STATE, 1500*
1/17	+58	100-42	NORTHERN ILLINOIS, 150
1/19	-16	49-65	Illinois-Chicago%
1/20	-14	65-79	Purdue%
1/25	-15	75-90	UW-LACROSSE, 552
1/28	-6	61-67	Northwestern
1/31	+8	80-72	UW-Oshkosh
2/9	-15	48-63	Indiana
2/10	-25	48-73	Ohio State@
2/14	+16	71-55	Marquette
2/16	+43	78-35	UW-Milwaukee
2/18	+12	66-54	UW-WHITEWATER, 549
2/22	-5	52-57	UW-STEVENS POINT, 470
2/25	+30	73-43	Carroll College
3/2	+42	88-46	UW-Eau Claire+
3/3	+4	68-64	UW-LaCrosse+
3/4	+7	75-68	UW-Oshkosh+
3/9	+11	92-81	Illinois State\$
3/10	-33	52-85	Ohio State\$
3/11	+1	65-64	Southern Illinois\$

%Saluki Invitational

@Big Ten Tournament

+WWIAC State Tournament

\$MAIAW Regional

*Indicates double-header

1978-79

Won 13, Lost 11 (Home-7-3; Away-6-8)
 UW Head Coach: Edwina Qualls
 Total home attendance: 4,979/10=498 avg.

12/1	+6	76-70	William Penn
12/2	-7	68-75	Iowa
12/6	-6	66-72	Illinois-Chicago
12/9	+10	60-50	ILLINOIS, 884
12/13	+65	115-50	UW-MILWAUKEE, 418
1/5	+5	79-74	NEBRASKA, 535
1/12	-7	73-80	Michigan
1/13	-5	52-57	Michigan State
1/16	+10	85-75	UW-OSHKOSH, 321
1/20	+7	82-75 ^{OT}	PURDUE, 301
1/26	-14	62-76	IOWA STATE, 511%

1/27	+22	81-59	UW-STEVENS POINT, 521%
1/31	+13	73-60	UW-Stevens Point
2/8	-8	45-53	Indiana&
2/14	+3	52-49	UW-Eau Claire
2/15	-20	63-83	UW-LaCrosse
2/17	-7	52-59	INDIANA, 600
2/20	+23	67-44	MARQUETTE, 425
2/21	-5	62-67	NORTHWESTERN, 463
2/24	+4	79-75	Western Michigan
2/25	-20	57-77	Detroit
3/1	+44	83-39	UW-Milwaukee+
3/2	+13	78-65	UW-Oshkosh+
3/3	-14	74-88	UW-LaCrosse+

%Badger Invitational

@Big Ten Tournament

+WWIAC State Tournament

1979-80

Won 11, Lost 16 (Home-4-4; Away-7-12)
 UW Head Coach: Edwina Qualls
 Total home attendance: 3,246/8=406 avg.

11/17	-7	69-76	WESTERN ILLINOIS, 300
11/23	-3	70-73	William Penn%
11/24	+15	76-61	St. Cloud State%
11/25	+7	67-60	Phillips University%
12/1	-17	51-68	Iowa
12/2	-2	76-78	Drake
12/8	-8	63-71	UM-DETROIT, 487
12/11	+12	84-62	UW-WHITEWATER, 262
1/7	+2	72-70 ^{OT}	Yale
1/9	-2	61-63	Providence
1/11	+30	74-44	Princeton
1/13	+3	78-75	Southern Connecticut
1/14	-22	61-83	Queens College
1/18	-14	50-64	Indiana
1/19	-8	62-70	Indiana State
1/23	-27	52-79	Northwestern
1/26	+8	65-57	MICHIGAN, 356
1/31	-14	57-71	Illinois State
2/1	-14	54-71	Illinois-Chicago
2/2	+10	84-74	Lincoln College
2/8	-14	66-80	MINNESOTA, 400@
2/15	+9	66-57	Purdue
2/16	-29	63-92	Illinois
2/20	-7	57-64	UW-LaCROSSE, 423
2/22	+8	80-72	WESTERN MICHIGAN, 338
2/23	+6	68-62	ILLINOIS-CHICAGO, 680
3/6	-12	68-80	Ohio State\$

%William Penn Invitational

@Big Ten Tournament

\$MAIAW Regional

1980-81

Won 13, Lost 18 (Home: 6-6; Away-7-12)
 UW Head Coach: Edwina Qualls
 Total home attendance: 4,408/12=367 avg.

11/15	+4	73-69	IOWA, 1200
11/22	+8	84-76	Western Illinois
11/28	-15	67-82	Wichita State%
11/29	+60	95-35	Chicago State%
11/30	-15	72-87	South Dakota%
12/3	+15	87-72	Northern Illinois
12/6	-9	78-87	Michigan
12/12	+14	68-54	W. MICHIGAN, 200#
12/13	-7	70-77	NORTHWESTERN, 200#

12/30	-12	62-74	MICHIGAN STATE, 175
1/3	- 4	58-62	Mississippi
1/5	- 7	70-77	Memphis State
1/6	- 2	76-78 ^{OT}	Union University
1/9	+23	83-60	INDIANA STATE, 225
1/17	-16	68-84	MINNESOTA, 653
1/18	-17	54-71	DRAKE, 210
1/23	-17	53-70	Western Michigan
1/24	- 5	61-66	Eastern Michigan
1/27	+10	66-56	UW-LaCrosse
1/30	+10	86-76	INDIANA, 400
2/4	- 1	81-82	DePaul
2/6	+ 4	61-57	PURDUE, 400
2/7	+50	91-41	CHICAGO STATE, 195
2/13	+21	88-67	Iowa@
2/13	-11	68-79	Minnesota@
2/17	+25	82-57	Illinois-Chicago
2/20	- 4	71-75	Missouri
2/21	+ 8	69-61	Central Missouri
2/25	- 7	75-82	NORTHWESTERN, 450
2/27	- 5	52-57	ILLINOIS STATE, 100
3/7	-10	56-66	Minnesota

%Drake Turkey Invitational

#Badger Invitational

@Big Ten Tournament

1981-82

Won 21, Lost 13 (Home-9-1; Away-12-12)

UW Head Coach: Edwina Qualls

Total home attendance: 4,873/11=443 avg.

11/18	-16	55-71	Illinois State
11/21	- 9	63-72	MINNESOTA, 475
11/27	-36	57-93	Drake%
11/28	+11	81-70	Western Illinois%
12/2	+ 3	74-71	NORTHERN ILLINOIS, 265
12/5	- 6	77-83	Indiana
12/8	+14	81-67	Loyola (Chicago)
12/10	+22	75-53	ILLINOIS-CHICAGO, 387
1/2	- 1	64-65	Georgetown
1/3	- 4	60-64	University of D.C.
1/5	-29	62-91	Maryland
1/9	+ 9	80-71	ILLINOIS, 537
1/13	+38	81-43	WESTERN ILLINOIS, 375
1/16	+55	97-42	Army#
1/17	+22	81-59	Dartmouth#
1/19	+54	82-28	NE ILLINOIS, 365
1/23	- 3	60-63	Minnesota
1/27	+ 6	70-64	DEPAUL, 345
1/29	+38	98-60	UW-LaCROSSE, 611
2/5	- 7	68-75	Indiana State
2/6	+ 3	64-61	Eastern Illinois
2/12	+14	78-64	Iowa@
2/12	-10	52-62	Northwestern@
2/20	-16	66-82	Northwestern
2/23	+13	66-53	UW-GREEN BAY, 421
2/26	+16	74-58	Western Michigan
2/27	-16	60-76	Michigan State
3/3	+14	78-64	Iowa
3/6	+ 1	78-77 ^{OT}	IOWA STATE, 712
3/11	+29	79-50	National College\$
3/12	+ 8	68-60 ^{OT}	Indiana State\$
3/13	+11	76-65	Miami of Ohio\$
3/21	+ 1	60-59	Colorado*
3/23	-12	61-73	Texas* (No. 6)

%Drake Turkey Invitational

#Dartmouth Invitational

@Big Ten Tournament

\$MAIAW Regional

*AIAW National Championship

1982-83

Won 19, Lost 8 (Home-9-4; Away-10-4)

(Big Ten Conference Finish—5th, 11-7)

UW Head Coach: Edwina Qualls

Total home attendance: 9,589/13=738 avg.

Big Ten attendance: 7,724/9=858 avg.

11/26	+58	90-32	Illinois-Chicago
12/4	+13	77-64	WESTERN MICHIGAN, 950
12/5	+44	123-79	BRADLEY, 350
12/8	+14	69-55	UW-Green Bay
12/9	+51	88-37	NATIONAL COLLEGE, 200
12/22	+ 2	68-66	Loyola (Chicago)
12/28	+18	65-47	California-Irvine
12/30	- 4	62-66	Cal. St-Long Beach (2 ^{OT})
1/7	+ 3	58-55	Purdue
1/9	+ 3	91-88	Illinois
1/14	+18	77-59	MICHIGAN STATE, 350
1/16	+31	99-68	MICHIGAN, 570
1/21	+ 3	57-54	Northwestern
1/23	+21	68-47	Iowa
1/28	-13	60-73	Minnesota
2/4	-18	66-84	OHIO STATE, 1120
2/6	-12	61-73	INDIANA, 1387
2/11	-10	49-59	Indiana
2/13	-14	61-75	Ohio State
2/16	+ 2	77-75 ^{OT}	ILLINOIS STATE, 365
2/18	- 6	71-77	MINNESOTA, 816
2/23	+24	68-44	IOWA, 669
2/27	+ 9	81-72	NORTHWESTERN, 1312
3/4	+ 9	80-71	Michigan
3/6	+ 6	76-70	Michigan State
3/10	- 8	72-80	ILLINOIS, 950
3/12	+10	92-82	PURDUE, 550

1983-84

Won 18, Lost 10 (Home-12-1; Away-6-9)

(Big Ten Conference Finish—2nd, 13-5)

UW Head Coach: Edwina Qualls

Total home attendance: 9,776/13=752 avg.

Big Ten attendance: 8,673/9=964 avg.

11/26	- 1	73-74	Valdosta State%
11/27	- 2	61-63	Eastern Kentucky%
12/1	+16	75-59	Bradley
12/5	- 1	69-70	Illinois State
12/7	+ 7	71-64	ILLINOIS-CHICAGO, 350
12/10	+25	86-61	BALL STATE, 342
12/21	+28	76-48	NORTHERN IOWA, 265
12/23	+17	68-51	LOYOLA, 191
12/29	- 3	67-70	Cleveland State#
12/31	- 2	56-58	Fairfield#
1/6	+30	92-62	PURDUE, 472
1/8	+11	64-53	ILLINOIS, 934
1/13	+ 1	67-66	Michigan State
1/15	+13	77-63	Michigan
1/20	+10	80-70	NORTHWESTERN, 771
1/22	+ 1	50-49	IOWA, 1461
1/27	+ 4	63-59	MINNESOTA, 1026
2/3	-19	66-85	Ohio State
2/5	- 7	57-64	Indiana
2/10	+ 2	60-58	INDIANA, 909
2/12	+ 9	79-70	OHIO STATE, 1248
2/17	-11	51-62	Minnesota
2/24	- 9	37-46	Iowa
2/26	+ 3	57-54	Northwestern

3/2	- 1	63-64	MICHIGAN, 919
3/4	+20	88-68	MICHIGAN STATE, 933
3/8	+14	79-65	Illinois
3/10	+10	75-65	Purdue

%Kentucky Invitational

#Miami Classic

1984-85

Won 11, Lost 17 (Home-7-6; Away-4-11)

(Big Ten Conference Finish—tie for 7th, 6-12)

UW Head Coach: Edwina Qualls

Total home attendance: 8,562/13=659 avg.

Big Ten attendance: 6,225/9=692 avg.

11/17	-11	46-57	ILLINOIS STATE, 600
11/23	-33	54-87	Clemson%
11/24	- 3	64-67	Arizona%
11/28	+ 3	53-50	Loyola (Chicago)
12/1	+ 9	61-52	NORTHERN IOWA, 682
12/2	+ 9	61-52	WESTERN MICHIGAN, 431
12/7	-35	51-86	Louisiana Tech#
12/8	+17	76-59	Alabama-Birmingham#
12/14	+ 7	83-76	EASTERN ILLINOIS, 624
12/30	-10	66-76	Central Michigan
1/6	-18	58-76	NORTHWESTERN, 625
1/11	-13	53-66	OHIO STATE, 700
1/13	-24	51-75	INDIANA, 864
1/18	-21	59-70	Illinois
1/20	- 6	61-67	Purdue
1/25	- 1	58-59	MINNESOTA, 525
1/27	+11	65-54	IOWA, 1079
2/1	- 1	64-65	Michigan State
2/3	+ 9	81-72	Michigan
2/8	- 4	67-71	Indiana
2/10	-14	48-62	Ohio State
2/15	- 8	65-73	PURDUE, 680
2/17	+ 3	70-67	ILLINOIS, 572
2/22	-12	52-64	Iowa
2/24	- 9	70-79	Minnesota
3/1	+11	81-70	MICHIGAN, 504
3/3	+10	82-72	MICHIGAN STATE, 676
3/9	+ 3	89-86 ^{OT}	Northwestern

%Nebraska Tournament

#Lady Techster Invitational

1985-86

Won 4, Lost 24 (Home-2-12; Away-2-12)

(Big Ten Conference Finish—10th, 1-17)

UW Head Coach: Edwina Qualls

Total home attendance: 8,704/14=522 avg.

Big Ten attendance: 4,971/9=552 avg.

11/24	+ 5	74-69 ^{OT}	W. ILLINOIS, 479%
11/29	- 8	60-68	MIAMI OF OHIO, 379%
11/30	- 6	64-70	EASTERN ILLINOIS, 320
12/3	+27	72-45	Northern Iowa
12/6	-23	59-82	Virginia#
12/7	- 9	64-73	Pitt#
12/11	+16	71-55	Illinois-Chicago
12/13	-15	58-73	IOWA STATE, 680
12/22	- 7	57-64 ^{OT}	Illinois State
1/3	-11	57-68	LOYOLA, 477
1/5	- 4	64-68	Northwestern
1/10	-33	48-81	Ohio State
1/12	-19	46-65	Indiana
1/17	-13	69-82	ILLINOIS, 608

1/19	-15	57-72	PURDUE, 804
1/24	-17	58-75	Minnesota
1/26	-36	32-68	Iowa
1/31	-3	55-58	MICHIGAN STATE, 320
2/2	-5	67-72	MICHIGAN, 450
2/7	-28	37-65	INDIANA, 370
2/9	-35	50-85	OHIO STATE, 322
2/14	-22	57-79	Purdue
2/16	-16	53-69	Illinois
2/21	-14	47-61	IOWA, 706
2/23	+10	62-52	MINNESOTA, 614
2/28	-11	66-77	Michigan
3/2	-13	69-82	Michigan State
3/8	-15	72-87	NORTHWESTERN, 777

%Badger Invitational

#Virginia Invitational

1986-87

Won 9, Lost 19 (Home-4-10; Away-5-9)

(Big Ten Conference Finish—tie for 8th, 4-14)

UW Head Coach: Mary Murphy

Total home attendance: 14,112/14=1,008 avg.

Big Ten attendance: 9,349/9=1,039 avg.

11/28	+5	73-68 ^{OT}	Cincinnati%
11/29	-13	56-69	Middle Tennessee State%
12/2	+7	86-79	Western Michigan
12/5	+12	75-63	BRADLEY, 863
12/7	-9	68-77	BOWLING GREEN, 556
12/11	-22	75-97	DePAUL, 501
12/27	+23	84-61	ILLINOIS-CHICAGO, 673
12/30	+1	74-73	San Diego
1/2	-39	44-83	IOWA, 1498 (No. 14)
1/4	+8	81-73	MINNESOTA, 801
1/9	-15	67-82	Illinois (No. 17)
1/11	-8	62-70	Purdue
1/16	-5	66-71	INDIANA, 1128
1/18	-40	49-89	OHIO STATE, 1026 (No. 18)
1/23	-24	53-77	Michigan State
1/25	+8	65-57	Michigan
1/30	-19	53-72	NORTHWESTERN, 959
2/1	-17	55-72	Loyola
2/6	-36	49-85	PURDUE, 896
2/8	-13	64-77	ILLINOIS, 993 (No. 19)
2/13	-33	62-97	Ohio State (No. 12)
2/15	+2	48-46 ^{OT}	Indiana
2/20	+25	88-63	MICHIGAN, 868
2/22	-14	57-71	MICHIGAN STATE, 1180
2/27	-23	50-73	Northwestern
3/1	-10	70-80	NOTRE DAME, 2170+
3/5	-25	45-70	Minnesota
3/7	-22	56-78	Iowa (No. 10)

%Cincinnati Omni Tournament

1987-88

Won 4, Lost 24 (Home-3-10; Away-1-14)

(Big Ten Conference Finish—10th, 2-16)

UW Head Coach: Mary Murphy

Total home attendance: 10,712/13=824 avg.

Big Ten attendance: 8,221/9=913 avg.

11/27	-20	66-86	Duke (No. 16)
11/29	-6	75-81	UNC-Charlotte
12/4	-33	67-100	Florida State%
12/5	-26	60-86	Alabama-Birmingham%
12/9	-1	60-61	UW-GREEN BAY, 842

12/11	-13	79-92	LAKE SUPERIOR ST., 529
12/13	+31	89-58	DETROIT, 715
1/3	-9	63-72	St. Peter's College
1/5	-20	66-86	Fairleigh Dickinson
1/8	-20	59-79	IOWA, 1215 (No. 1)
1/10	+8	75-67	Minnesota
1/15	+11	75-64	ILLINOIS, 819
1/17	-18	62-80	PURDUE, 1152
1/22	-22	49-71	Indiana
1/24	-30	54-84	Ohio State (No. 8)
1/29	-7	58-65	MICHIGAN STATE, 959
1/31	-3	65-68	MICHIGAN, 861
2/5	-15	55-70	Northwestern
2/8	+13	85-72	LOYOLA, 408
2/12	-12	55-67	Purdue
2/14	-26	50-76	Illinois
2/19	-17	70-87	OHIO STATE, 799 (No. 9)
2/21	-24	53-77	INDIANA, 880
2/26	-35	51-86	Michigan
2/28	-10	58-68	Michigan State
3/4	-26	57-83	NORTHWESTERN, 766
3/9	-2	71-73	MINNESOTA, 770
3/12	-48	50-98	Iowa (No. 2)

%Florida State Tournament

1988-89

Won 13, Lost 14 (Home-10-4; Away-3-10)

(Big Ten Conference Finish—8th, 5-13)

UW Head Coach: Mary Murphy

Total home attendance: 13,700/14=979 avg.

Big Ten attendance: 10,575/9=1175 avg.

11/25	-57	62-119	Stanford (No. 8)
11/27	+5	72-67	San Jose State
12/1	+12	78-66	MARQUETTE, 504
12/4	+11	73-62	WESTERN ILLINOIS, 695
12/7	+4	62-58 ^{OT}	Green Bay
12/11	+3	76-73	Detroit
12/13	+27	79-52	VALPARAISO, 597
1/3	+20	65-45	CHICAGO STATE, 683
1/6	-18	55-73	Indiana
1/8	-31	53-84	Ohio State
1/13	-3	59-62	NORTHWESTERN, 981
1/15	-13	56-69	Purdue (No. 9)
1/20	+2	71-69	MICHIGAN STATE, 963
1/22	+7	66-59	MICHIGAN, 1027
1/27	-6	75-81 ^{OT}	Illinois
1/30	+14	72-58	ILLINOIS-CHICAGO, 586
2/3	-10	57-67	IOWA, 1353 (No. 7)
2/5	+17	78-61	MINNESOTA, 1273
2/10	-3	63-66	Northwestern
2/17	-18	57-75	Michigan
2/19	-4	67-71	Michigan State
2/26	+9	77-68	ILLINOIS, 2307
2/27	+14	81-67	PURDUE, 711 (No. 11)
3/3	-25	58-83	Minnesota
3/5	-26	52-78	Iowa (No. 9)
3/8	-16	61-77	OHIO STATE, 783 (No. 15)
3/11	-5	80-85	INDIANA, 1177

1989-90

Won 8, Lost 20 (Home-5-9; Away-3-11)

(Big Ten Conference Finish—tie for 9th, 3-15)

UW Head Coach: Mary Murphy

Total home attendance: 15,478/14=1,106 avg.

Big Ten attendance: 11,699/9=1,300 avg.

11/24	-1	65-66	Texas A & M%
11/25	-15	49-64	Drake%
11/28	+10	76-66	Illinois-Chicago
12/1	-7	77-84	North Carolina#
12/2	+25	98-73	Bucknell#
12/5	-2	58-60	UW-GREEN BAY, 850
12/12	+10	77-67	NEBRASKA, 560
12/30	-13	77-90	DARTMOUTH, 922
1/2	+30	93-63	CHICAGO STATE, 650
1/5	-12	80-92	INDIANA, 1130
1/7	-8	64-72	OHIO STATE, 1288
1/12	-15	57-72	Northwestern (No. 25)
1/16	+11	90-79	MARQUETTE, 797
1/19	-30	42-73	Michigan State
1/21	-17	51-68	Michigan
1/26	+9	86-77	ILLINOIS, 957
1/28	-20	72-92	PURDUE, 1326 (No. 10)
2/2	-32	52-84	Iowa (No. 13)
2/4	+1	76-75	Minnesota
2/9	-11	62-73	NU, 1011 (No. 15)
2/16	-5	56-61	MICHIGAN, 825
2/18	-6	55-61	MICHIGAN STATE, 2606
2/23	-18	63-81	Purdue (No. 15)
2/25	-5	76-81	Illinois
3/2	+12	94-82	MINNESOTA, 925
3/4	-17	60-77	IOWA, 1631 (No. 11)
3/8	-21	57-78	Ohio State
3/10	-7	69-76	Indiana

%Texas A & M Invitational

#Princeton Tournament

1990-91

Won 13, Lost 15 (Home-10-4; Away-3-11)

(Big Ten Conference Finish—7th, 7-11)

UW Head Coach: Mary Murphy

Total home attendance: 16,915/14=1,208 avg.

Big Ten attendance: 13,470/9=1,497 avg.

11/23	-8	91-99 ^{OT}	Washington% (No. 13)
11/24	+3	80-77	Gonzaga%
11/28	-9	87-96	IOWA STATE, 615
12/1	+23	99-76	UW-MILWAUKEE, 720
12/4	-16	75-91	UW-Green Bay
12/7	+6	80-74 ^{OT}	Nebraska
12/9	+8	101-93	Creighton
12/12	+16	79-63	ILLINOIS-CHICAGO, 503
12/30	-10	73-83	ILLINOIS STATE, 1047
1/2	+11	78-67	IOWA, 979 (No. 15)
1/6	+25	102-77	MINNESOTA, 1241
1/11	-16	73-89	Michigan State
1/13	-21	69-90	Michigan
1/18	-1	85-86	NU, 1005 (No. 15)
1/22	+24	90-66	CHICAGO STATE, 560
1/25	+9	90-81	ILLINOIS, 1005
1/27	-10	87-97	PURDUE, 1621 (No. 6)
2/1	-17	86-103	Indiana
2/3	-5	76-81 ^{OT}	Ohio State
2/8	+13	101-88	MICHIGAN, 1023
2/10	+3	78-75	MICHIGAN ST, 3137 (No. 23)
2/15	-21	72-93	Northwestern (No. 19)
2/22	-40	53-93	Purdue (No. 6)
2/24	-15	73-88	Illinois
3/1	+15	92-77	OHIO STATE, 1357
3/2	+5	80-75	INDIANA, 2102
3/7	-14	62-76	Minnesota
3/9	-9	76-85 ^{OT}	Iowa (No. 24)

%Colorado Coors Classic

1991-92

Won 20, Lost 9 (Home-12-3; Away-8-6)
(Big Ten Conference Finish—3rd, 13-5)
UW Head Coach: Mary Murphy
Total home attendance: 30,278/13=2,329 avg.
Big Ten attendance: 27,102/9=3,011 avg.

11/24	+14	84-70	Iowa State
11/26	+15	83-68	CREIGHTON
11/29	+7	70-63	Auburn% (No. 11)
11/30	-3	62-65	Utah%
12/7	-1	69-70	SOUTHERN ILLINOIS
12/10	+22	90-68	UW-MILWAUKEE
12/13	+43	112-69	WESTERN ILLINOIS, 3944+
12/30	+14	69-55	Illinois State
1/4	+24	79-53	Northeastern Illinois
1/10	-25	52-77	Indiana
1/12	+11	90-79	Ohio State
1/17	+15	73-58	MICHIGAN STATE, 1271
1/19	+27	93-66	MICHIGAN, 2224
1/24	+6	65-59	Illinois
1/26	-26	56-82	Purdue (No. 12)
1/31	+2	91-89	NU, 1925 (No. 22)
2/2	-11	75-86	Penn State (No. 8)
2/7	+16	74-58	IOWA, 2708 (No. 5)
2/9	+10	82-72	MINNESOTA, 4308
2/14	+24	84-60	Michigan
2/16	+15	73-58	Michigan State
2/21	+11	80-69	PURDUE, 5005 (No. 9)
2/23	+14	73-59	ILLINOIS, 3606
2/28	-11	80-91	Northwestern
3/6	+1	83-82	Minnesota
3/8	-27	36-63	Iowa (No. 8)
3/11	-6	72-78	OHIO STATE, 2340
3/14	+10	77-67	INDIANA, 3715
3/18	-11	74-85	MONTANA, 8353 #

%Utah Tournament
NCAA Tournament First Round

1992-93

Won 7, Lost 20 (Home-5-8; Away 2-12)
(Big Ten Conference Finish—10th, 4-14)
UW Head Coach: Mary Murphy
Total home attendance: 20,310/12=1,692 avg.
Big Ten attendance: 16,891/9=1,877 avg.

12/1	+1	63-62	UW-GREEN BAY, 1012
12/8	+16	82-66	CHICAGO STATE
12/11	-6	59-65	Oklahoma State%
12/12	+20	83-63	Tennessee Martin%
12/15	-1	77-78	UW-MILWAUKEE, 892
12/28	-26	67-93	WAKE FOREST, 1513
12/30	-2	79-81	Southern Illinois
1/2	-10	71-81	Santa Clara
1/4	-2	69-71	San Francisco
1/8	-26	39-65	Iowa (5th-ranked)
1/12	+3	75-72	MINNESOTA, 685
1/15	+8	75-67	MICHIGAN STATE, 1601
1/17	+6	73-67	MICHIGAN, 1851
1/22	-7	74-81	Illinois
1/24	-17	64-82	Northwestern
1/29	-4	66-70	OHIO STATE, 1908 (No. 4)
1/31	-17	73-90	PENN STATE, 2007 (No. 6)
2/7	-23	49-72	Purdue
2/12	+4	79-75	Michigan
2/14	-14	67-81	Michigan State

2/19	-13	90-103	NORTHWESTERN, 1602
2/21	-10	74-84	ILLINOIS, 3091
2/26	-37	58-95	Ohio State (No. 7)
2/28	-29	66-95	Penn State (No. 6)
3/5	-7	72-79	INDIANA, 1973
3/7	-20	57-77	PURDUE, 2175
3/10	-35	56-91	Minnesota

%Memphis Tournament

1993-94

Won 13, Lost 14 (Home-9-6; Away-4-8)
(Big Ten Conference Finish—9th, 6-12)
UW Head Coach: Mary Murphy
Total home attendance: 26,553/15=1,770 avg.
Big Ten attendance: 19,478/9=2,164 avg.

11/26	-10	72-82	TOLEDO, 1990
11/28	+27	80-53	WESTERN ILLINOIS, 960
12/4	-22	55-77	Notre Dame%
12/5	+34	94-60	Wagner College%
12/9	+50	108-58	UW-MILWAUKEE, 901
12/11	+38	85-47	NE ILLINOIS, 836
12/13	+31	101-72	Illinois-Chicago
12/30	+14	79-65	UTAH, 1478
1/3	+9	75-64	UW-GREEN BAY, 954
1/7	-7	67-74	IOWA, 2,641 (NO. 2)
1/9	-5	84-89	Minnesota
1/14	-3	59-62	Michigan State
1/16	+1	64-63	Michigan
1/21	+22	81-59	ILLINOIS, 1356
1/23	-16	85-101	NU, 1790 (No. 19)
1/28	+9	99-90	Ohio State (No. 17)
1/30	-20	53-73	Penn State (No. 1)
2/6	-7	64-77	PURDUE (No. 12)
2/11	+9	75-64	MICHIGAN, 1545
2/13	+7	92-85	MICHIGAN STATE, 2283
2/18	-25	54-79	Northwestern
2/20	-3	79-82	Illinois
2/23	-29	59-88	PENN STATE, (No. 2) 790
2/27	+3	73-70	OHIO STATE, 4805
3/4	-2	64-66	Indiana
3/6	-48	45-93	Purdue (No. 10)
3/8	-11	71-82	MINNESOTA, 1640

%Brown University Tournament

1994-95

Won 20, Lost 9 (Home 11-1; Away 9-8)
(Big Ten Conference Finish—3rd, 11-5)
UW Head Coach: Jane Albright-Dieterle
Total home attendance: 59,329/12=4,944
Big Ten attendance: 52,686/8=6,586

11/25	+25	77-52	Baylor %
11/26	+7	80-73	St. Mary's CA %
11/29	+27	79-52	WESTERN ILLINOIS, 1083
12/2	-3	77-80	Southern Methodist **
12/3	+16	84-68	St. Mary's CA **
12/7	+9	59-68	UW-Green Bay
12/10	+3	71-68	Toledo
12/15	+18	79-61	ILL-CHICAGO, 1002
12/28	+14	85-71	Michigan
12/31	+19	74-55	W. MICHIGAN, 1,376
1/3	+16	78-62	INDIANA, 1615
1/6	+10	72-62	IOWA, 2730
1/8	+7	76-69	OHIO STATE, 3933 (No. 22)
1/13	-10	68-78	Michigan State

1/20	+13	76-73	Minnesota
1/22	+29	76-47	ILLINOIS, 7036
1/27	-2	66-68	Purdue (No. 19)
1/29	-3	55-58	Penn State (No. 10)
2/3	+7	63-56	NORTHWESTERN, 4759
2/5	+1	79-78 ^{OT}	MINNESOTA, 9346
2/9	+22	88-66	MARQUETTE, 3545
2/12	-4	62-78	MICHIGAN ST, 11,500***
2/17	+5	81-76	Ohio State
2/19	+7	62-55	Iowa
2/24	-2	61-63	Indiana
2/26	+16	80-64	MICHIGAN, 10,908
3/4	-8	79-87	Michigan State @
3/16	+1	73-72	Kansas # (No. 23)
3/18	-23	65-88	Texas Tech # (No. 5)

% St. Mary's Thanksgiving Classic
**Arkansas Dial Classic
@ Big Ten Tournament
NCAA Tournament

1995-96

Won 21, Lost 8 (Home-10-2; Away-11-6)
(Big Ten Conference Finish—3rd, 12-4)
UW Head Coach: Jane Albright-Dieterle
Total home attendance: 94,604/12=7,884 avg.
Big Ten attendance: 67,464/8=8,433 avg.

11/28	+19	83-64	Western Michigan
11/30	+4	82-78	DRAKE, 4524
12/2	+20	84-64	Austin Peay**
12/3	-8	69-77	Texas Tech (No. 10)**
12/7	+37	82-45	Western Illinois
12/9	+49	92-43	ILLINOIS STATE, 6631
12/13	+27	83-56	UW-GREEN BAY, 4479 (c)
12/27	+41	89-48	MICHIGAN, 7556
12/29	+10	81-71	INDIANA, 7338
1/5	-20	48-68	Iowa (No. 11)
1/7	+6	75-69	Ohio State
1/9	+24	87-63	Marquette
1/12	+23	82-59	MICHIGAN STATE, 7011
1/16	+27	95-68	Northern Iowa
1/19	+35	85-50	MINNESOTA, 6897
1/21	+1	68-67	Illinois
1/26	+3	98-95 ^(2^{OT})	PURDUE (No. 21), 7140
1/28	+18	87-69	PENN STATE, 10,505
2/2	+1	69-68	Northwestern (No. 23)
2/4	+34	98-64	Minnesota
2/8	-11	61-72	TENN (NO. 6), 11,506
2/11	-11	65-76	Michigan State
2/16	+12	79-67	OHIO STATE, 9495
2/18	-4	63-67	IOWA (No. 7), 11,522***
2/23	-14	68-82	Indiana
2/25	+25	88-63	Michigan
3/2	-14	58-72	Ohio State@
3/15	+14	74-60	Oregon#
3/17	-14	82-96	Vanderbilt (No. 12)#

**Texas Tech Lady Raider Classic
(C) 12/13 game at Dane County Coliseum
@ Big Ten Tournament
NCAA Tournament

Home games are indicated in capital letters.

+ Indicates double-header attendance figure
***All-time single game attendance record for UW Women's Basketball is 11,522 vs. Iowa, 2-18-96

NOTE: 1982-83 was the first year of Big Ten Conference Round Robin Play

Media Credentials

All media requesting credentials for Wisconsin women's sports should contact the Women's Sports Information Office, (608) 263-5502. Credentials will be placed at Gate B on the east side of the Field House on the day of the event

Parking

Parking for media during Wisconsin volleyball and basketball is reserved in lot 19, west of the Field House, or lot 17 north of the Stadium. Please contact the Women's Sports Information Office for parking credentials at least one week in advance of the event.

Media Services

Working facilities for all media are located on the west side of the Wisconsin Field House, just below the first balcony. Electrical outlets are available at every seat. Telephone lines must be installed in advance of the match by calling Ameritech at 800-660-3000. Event programs, media guides, event notes and computerized statistics will be available at the event. Radio accommodations are in the second balcony.

Photographers

Photographers may work from either end of the court and the west side of the floor. Photographers may not work from in front of team and scoring benches.

Post-event Interviews

All post-event interviews will be conducted in the media/basketball locker room located below the main floor on the west side of the Field House. The visiting coach and players will be interviewed approximately 10 minutes following the completion of the event. The Wisconsin coaches and players will follow immediately. All requests for interviews should be directed to the sports information personnel located in seat 39, first balcony, prior to the completion of the event.

Wisconsin Women's Sports Information Staff

Tamara J. Flarup, Director
Office: (608) 263-5502
Home: (608) 238-3650
Email: tam.flarup@ccmail.adp.wisc.edu

Diane K. Nordstrom, Associate Director
Office: (608) 262-9024
Home: (608) 257-8226
Email: diane.nordstrom@ccmail.adp.wisc.edu

Heidi Pearce, Intern
Office: (608) 263-1983
Home: (608) 236-0027

Mailing Address
1440 Monroe Street
Madison, WI 53711-2080
FAX: (608) 265-8051
ONLINE: <http://www.wisc.edu/ath/>

Wisconsin Regular Media Outlets

Television

Television	Phone	Fax	Address
Channel 3, WISC-TV (CBS)	608-276-7400	608-271-0800	7025 Raymond Rd., Madison, WI 53711
Channel 15, WMTV (NBC)	608-274-7817	608-271-5194	615 Forward Dr., Madison, WI 53719
Channel 27, WKOW (ABC)	608-274-6118	608-274-9569	P.O. Box 100, Madison, WI 53701
Channel 47, WMSN (FOX)	608-833-0047	608-833-5055	7847 Big Sky Dr. Madison, WI 53719

Radio


WIBA	608-271-5766	608-276-9442	P.O. Box 99, Madison, WI 53701
WTSO/WZEE	608-274-1070	608-275-7125	5721 Tokay Blvd., Madison, WI 53719
WTDY/WMGW	608-271-1301	608-271-3822	P.O. Box 2058, Madison, WI 53701
WOLX	608-273-0077	608-273-2005	2306 W. Badger Rd., Madison, WI 53713
WWQM	608-271-6611	608-271-0400	5024 Lacy Rd., Madison, WI 53711
WTMJ (Milwaukee)	414-223-5221	414-223-5298	720 E. Capitol Dr., Milwaukee, WI 53212
Wisconsin Radio Network	608-251-3900	608-251-7233	302 E. Washington Ave. Madison, WI 53703

Newspapers

Wisconsin State Journal	608-252-6165	608-252-6194	P.O. Box 8058, Madison, WI 53708
Capital Times	608-252-6474	608-252-6445	P.O. Box 8060, Madison, WI 53708
Badger Plus	414-224-2247	414-224-2049	918 N. 4th St., Milwaukee, WI 53201
Milwaukee Journal/Sentinel	414-224-2310	414-224-2049	333 W. State St., Milwaukee, WI 53201
Isthmus	608-251-5627	608-251-2165	101 King St., Madison, WI 53703
Badger Herald	608-257-4712	608-257-6899	550 State St., Madison, WI 53703
Daily Cardinal	608-262-5857	608-252-0404	821 University Ave. Madison, WI 53706
Chicago Tribune	312-222-3472	312-222-3143	435 N. Michigan Ave., Chicago, IL 60611
Chicago Sun Times	312-321-2664	312-321-9404	401 N. Wabash Ave., Chicago, IL 60611
USA Today	703-276-3714	703-558-3901	1000 Wilson Blvd., Arlington, VA 22209

Wire Services

UPI (Chicago)	312-781-1600	312-781-1603	203 N. Wabash, Chicago, IL 60611
AP (Madison)	608-258-9235	608-255-8105	1901 Fish Hatchery Rd. Madison, WI 53713
AP (Milwaukee)	414-271-0158	414-225-3599	922 N. 4th St., Milwaukee, WI 53203
AP (Chicago)	312-781-0511	312-781-9213	230 N. Michigan Ave., Chicago, IL 60601
Wheeler News Service	608-257-3247	608-257-4650	217 SW State Capitol, Madison, WI 53702



Wisconsin's new "BASKETBALL FIRST" multipurpose athletic center will be state-of-the-art and will have a capacity of up to 16,500 seats. With the facility, the University will be able to host many NCAA events, including the 1998 Div. I Women's Volleyball Championship. The center, located in the 600 block of West Dayton, will house offices, dressing and athlete lounge areas, an auxiliary practice facility, and is scheduled to open in Jan. of 1998.

The Kohl Center will be a happy home for the record-setting UW Women's Basketball team. BadgerBall burst on the scene in 1994, setting attendance records and bringing Wisconsin into national limelight with back-to-back 20-win seasons and two NCAA appearances. Under the direction of head coach Jane-Albright-Dieterle, Wisconsin posted a program-best 21-8 record in 1996, including its second-straight NCAA tournament win.

In conference action, the Badgers led the Big Ten in attendance in 1996, and ranked fourth in the nation with 7,884 per game. Wisconsin placed third in the conference with a 12-4 record last season, and is projected to be among those vying for the conference championship in 1997. At the current pace of success established by the women hoopsters, The Kohl Center could very well be the home of the first Wisconsin women's basketball championship team.

SITE OF THE NCAA WOMEN'S VOLLEYBALL CHAMPIONSHIP IN 1998: In addition to basketball, Wisconsin has established itself as the attendance record-holder for the NCAA Division I Women's Volleyball Championship, which will return to Madison and the Kohl Center in 1998. The 1993 NCAA Volleyball Championship held in the UW Field House attracted the greatest number of spectators to the tournament final with 11,155. Combined with the 9,930 at the semifinals, the Wisconsin venue set the NCAA record with 21,085 fans.

The 1998 NCAA Women's Volleyball Championship returns December 17 and 19. It will be the first major NCAA event held in the new Kohl Center and with the increase in spectator seating and viewing and fan com-

"The Kohl center represents a tremendous advantage for University of Wisconsin basketball. It provides us with a state-of-the art facility right on campus and convenient for our student-athletes and fans. The interior structure and proximity of the crowd to the court will be particularly pleasing in duplicating the exciting atmosphere we have at the UW Field House. And the auxiliary gym will insure less conflicts with practice schedules for the athletes. This building will help ensure our basketball program will take its place among the nation's elite."

Jane Albright-Dieterle

fort, Wisconsin's all-time attendance record is expected to be reset in a grand manner.

SPACIOUS LOCKER ROOMS: The Kohl Center will be the new site for the UW men's and women's basketball and eventually hockey locker rooms. Four other locker rooms (for visitors or multiple teams during WIAA tournaments) also will be in the arena.

The 2,200 square-foot, state-of-the-art locker areas are being designed with the needs of student-athletes in mind including consideration for team organizational meetings, an athletes' social area, and study car-

rels. The athletes will have a lounge area with sound system, video room, computers available in the study room, and, of course, a spacious dressing and shower area complete with multiple outlets and lighted mirrors.

PROJECTED OPENING: January of 1998 for men's and women's basketball.

Construction Facts & Figures

PRIME BENEFACTORS: The building will be named for U.S. Sen. Herb Kohl (D-Wisconsin), a 1956 graduate of the UW-Madison, who donated \$25 million to the project. Kohl's gift is the single largest private donation in University history. Kohl earned his Bachelor of Science degree in American Institutions from Wisconsin-Madison.

Former all-Big Ten basketball player Albert "Ab" Nicholas and his wife, Nancy Johnson Nicholas, pledged \$10 million toward the project. For their generosity the facility's practice gymnasium will be named the Nicholas-Johnson Pavilion and Plaza. Nicholas received his B.S. and M.B.A. degrees from the UW-Madison.

Another financial boost to the project came in the form of a \$2.5 million gift from the Kellner family -- Jack F. and his sons, Ted and Jack W. -- of Milwaukee. All three Kellners received degrees from the University of Wisconsin-Madison.

EVENTS TO BE STAGED: Wisconsin men's and women's basketball, UW-Madison commencements, WIAA state high school tournaments (boys' and girls' basketball and

wrestling), musical concerts, summer sports camps and clinics, and special events. The building is being designed to accommodate Wisconsin hockey at a future date. The year for the hockey team's move to the Kohl Center has not yet been determined.

CAPACITY: The Kohl Center will seat 16,500 for basketball. That figure includes 7,500 seats in the lower seating bowl and 4,500 in each of the two balconies. The unique design of the Kohl Center (with two overhanging balconies) guarantees that all fans will be close to the playing floor with excellent site lines. The facility is expected to seat approximately 11,000 for hockey, and 15,000 for concerts.

BUILDING SIZE AND DIMENSIONS: The Kohl Center will encompass 450,000 gross square feet rising 90 feet above the ground; the building includes two full-service concourses, the main concourse ceiling soars to 23 feet; 40,000-cubic yards of cast-in-place concrete—enough to build a sidewalk stretching from Madison to Chicago—and more than 1,200 tons of structural roof steel that enclose the main arena; from the maple arena floor to the rafters is 90 feet and the 40,000-square feet of glass in the Kohl Center is enough for 166 homes.

COST OF CONSTRUCTION: \$72 million with \$45 million coming from private gifts and \$27 million in state program revenue bonds, which will be repaid with proceeds from operation of Kohl Center by the Athletic Department. There will be no taxpayer or university funding involved in the construction or operation of the Kohl Center.

LOADING DOCK: The Kohl Center will offer a 30,000-square foot loading dock. There is enough space to house four semi-trucks for large events in the building. The facility is designed to allow a semi-truck to drive onto the floor for unloading.

ARCHITECTURAL DESIGNERS: H.O.K. of Kansas City and Venture Architects of Milwaukee. H.O.K. worked on Camden Yards (Baltimore), Coors Field (Denver), United Center (Chicago) and Anaheim Arena (Anaheim). Venture Architects was involved with the Bradley Center (Milwaukee).

Amenities & Services

LUXURY SUITES: There will be 36 suites (28 in the lower concourse and eight in the upper concourse) in the Kohl Center. Each suite holds 12 individuals.

RECEPTION ROOMS: Located on the first concourse inside the front door will be a

"The Kohl Center provides a showcase of what we want to be. John Wooden said what took his program to the next level before he won all of his national championships was Pauley Pavilion. Very simply, it affected the recruiting. People wanted to come play in that building. This is state of the art. It will be one of the top places to play in the nation."

Jane Albright-Dieterle

reception room capable of hosting pre-game, in-game and post-game gatherings. The room has a capacity of 200 people and can be divided into three smaller rooms. Full food and beverage service is available. These reception rooms may be rented by an organization or the public on a per-game basis. Fans will have a full-view of the court from these rooms.

RETAIL STORE: A full-service retail store will be on-site at the Kohl Center. It will be open during normal business hours plus offer extended hours on game days. Several portable retail vending locations will be located throughout the arena.

AUXILIARY GYM: The Nicholas-Johnson Pavilion will house three full-size basketball courts to be used for practice sessions when the Kohl Center is booked for other events. Pre-game booster club functions will be scheduled in the gym.

SUPPORT STAFF AREAS: Many of the Athletic Department's support staffs will have auxiliary areas in the Kohl Center. They include sports medicine, equipment & laundry, and strength and conditioning.

TICKET OFFICE: The Athletic Department Ticket Office will move its operation into the Kohl Center. The "Will-Call" window along with a ticket purchase window will be located in an indoor lobby. An additional seven ticket purchase windows on the exterior of the Kohl Center will handle walk-up sales.

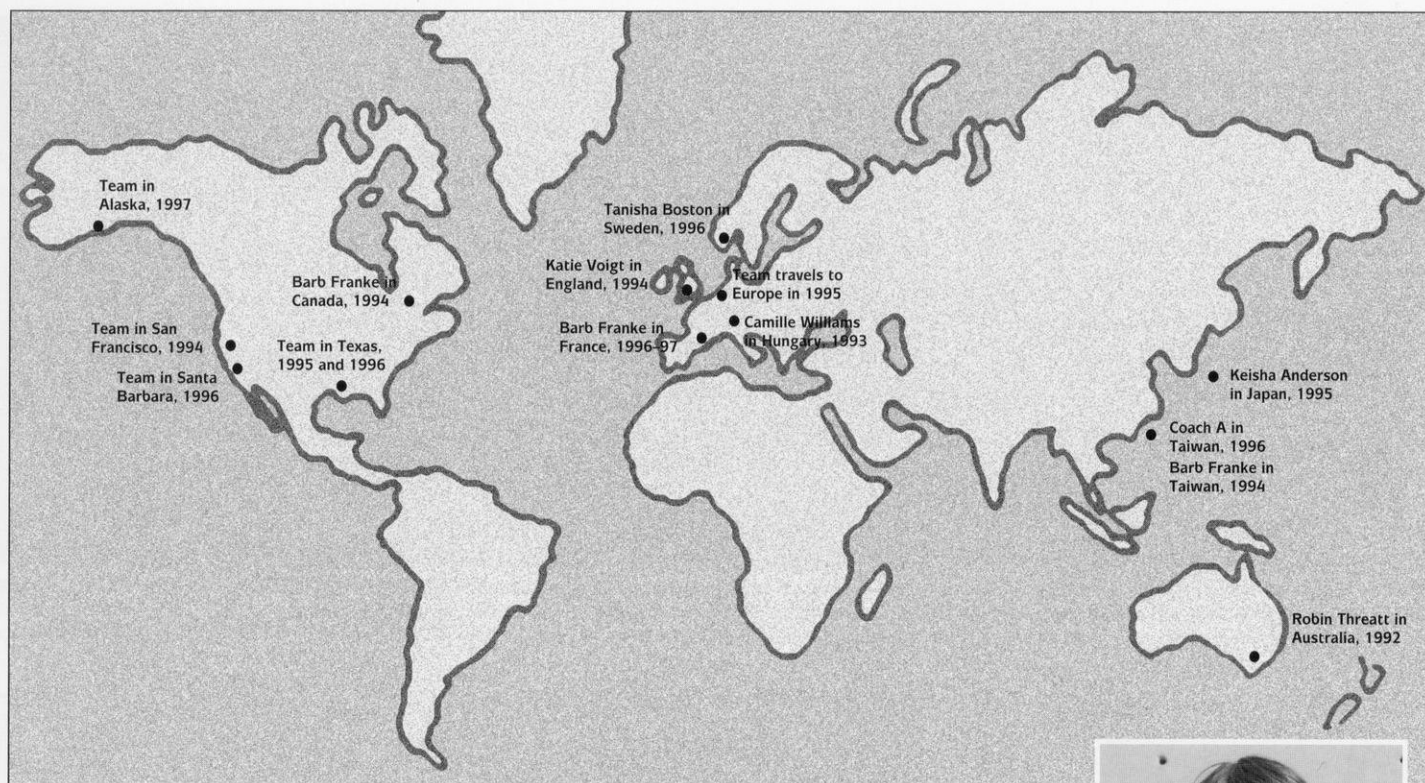
FAN AMENITIES: A state-of-the-art sound system will be implemented in the Kohl Center and TV monitors (capable of showing replays) will be wired to the luxury suites and above concessions stands throughout the building. The Field House scoreboard will be moved into the Kohl Center.

HANDICAPPED SEATING: The Kohl Center will be fully accessible to disabled fans restricted to wheelchairs. Seating will exist for 150 handicapped fans along with their companions. The locations are divided between court level, and the first and second concourses. Disabled parking locations are convenient to the building. The facility will have fully accessible TDD phones, doorways, restrooms and concession stand counters for handicapped patrons. A public access elevator will be available for all fans to use. Services for the hearing impaired are available.

MEDIA ACCOMMODATIONS: A full-service media workroom/interview room will be behind the stands on the court level. Each working location will have a monitor to display current stats/TV replays along with phone and computer line capabilities. A video room for TV workers and a computer room for photographers will also be located adjacent to the workroom.



Anderson Illustration Associates



BadgerBall mania has swept the State of Wisconsin and the world. Members of the Wisconsin team have participated in a number of world basketball tours. Current team members Keisha Anderson and Tanisha Boston were members of the Big Ten all-Star team traveling to Japan and Sweden, respectively. Since its first tour in 1992, the Big Ten all-star team has also competed in Australia, Hungary and England.

USA basketball tours also provide the opportunity to travel abroad. Head Coach Jane Albright-Dieterle recently returned from Taiwan where her Jones Cup team brought home the gold medal in 1996. Former Badger Barb Franke also competed in Taiwan and Canada as a member of two different USA teams. She is currently playing professional basketball in LeMonds, France.


As a team, Wisconsin annually travels to a variety of fun cities while playing in tournaments during the non-conference season. Next year, Wisconsin will attend the Northern Lights Invitational Tournament in Anchorage, Alaska, December 18-20, 1997. The eight-team tournament runs over three days and takes place in the capitol city.


The Badger team has its first foreign tour in 1995 playing a four-game schedule while traveling to Paris, France, Antwerp, Belgium and London, England.

Members of the BadgerBall family have made their mark on the world of basketball. In 1996, Jane Albright-Dieterle returned victorious from Taiwan where she was the gold medal winning head coach for the Jones Cup team. Other members of the UW team also took world tours as Big Ten all-Stars with Keisha Anderson visiting Japan in 1995, and Tanisha Boston in Denmark and Sweden this past summer.

The Badger team participated in a foreign tour in 1995 to Paris, Antwerp and London. In December of 1997, the Wisconsin team will participate in the Northern Lights Invitational in Anchorage, Alaska. The team has also taken annual trips to tournaments in California and Texas, as well as playing in all of the Big Ten Conference cities and a host of other great non-conference sites.

Right: Coach Jane Albright-Dieterle served as the head coach of the 1996 R. William Jones Cup team which competed over an 11-day period in Taiwan bringing home the gold medal with a perfect 9-0 record. Below: members of the 1996 USA's R. William Jones Cup team celebrate their gold medal.





Above: Keisha Anderson poses in the formal gardens at Versailles.

Top Right: The Badgers visit the Pyramid entrance to the Louvre during their 10-day tour of Europe in August of 1995. While in Paris, the team visited the Louvre, Arc de Triomphe, the boulevard Champs-Élysées, Notre Dame Cathedral, the Panthéon, and Sacré-Coeur. The team played four games with two European club teams and the English All-Stars while visiting France, Belgium and England on UW's first trip abroad. Right: The team gets organized for a photo op at Trafalgar Square in London. The Badgers experienced the famous London theatre district by attending the hit show, "Cats."



The 1995 Wisconsin teams sees the sights of Paris: (L-R) Stacey Riemer, Asst. Coach Angie Johnson, Keisha Anderson, Head Coach Jane Albright-Dieterle, Sharon Johnson, Tracy Winkler, Asst. Coach Sue Semrau, Kesa Dillon, Barb Franke, Karie Cattanach, Ann Klapperich, Asst. Coach Bridget Williams, Michele Burkholder, Katie Voigt, Jennah Hartwig, Jenny Rhodes, Camille Williams



Above: Several members of the Badger team visited the famous "Thinker" statue in the gardens at the Musée de Rodin while in Paris (L-R): Ann Klapperich, Michele Burkholder, Katie Voigt.



5 Stacy Riemer
Guard • 5-7 • Sr.
Chilton, WI
Chilton • REE mer



10 Keisha Anderson
Guard • 5-7 • Sr.
Racine, WI
Washington Park



14 Kelley Paulus
Guard • 5-11 • Fr.
LaCrosse, WI
Central



15 Emily Richter
Guard • 5-10 • Jr./So.
Cottage Grove, WI
Monona Grove



22 Ann Klapperich
Forward • 6-2 • Jr.
Fond du Lac, WI
Goodrich • CLAP er ick



24 Dee Dee Pate
Guard • 5-5 • Fr.
Racine, WI
Washington Park



31 Katie Voigt
Guard • 6-1 • Sr.
Woodruff, WI
Lakeland



32 Christine Cleary
Forward • 5-11 • So.
Oconomowoc, WI
Oconomowoc



33 Tanisha Boston
Forward • 6-0 • So.
Milwaukee, WI
Bay View



34 Karie Cattanaach
Guard • 5-10 • Sr.
Markesan, WI
Markesan • CAT a naw



40 Jennah Hartwig
Forward • 6-0 • Jr.
Janesville, WI
Parker



42 Jenny Rhodes
Forward • 6-0 • Sr./Jr.
Milwaukee, WI
Lutheran




43 Michele Burkholder
Forward • 6-0 • Jr.
Janesville, WI
Parker



54 Missy Konieczny
Center • 6-2 • Fr.
Portage, WI
Portage • ka NICH nee



55 Amy Wiersma
Center • 6-5 • So.
Randolph, WI
Randolph • WEERS ma



W E L C O M E
to the
University of Wisconsin-Madison



A World-Class University

The University of Wisconsin-Madison, one of the nation's leading institutions of higher education, is dedicated to the support of academic freedom.

Founded in 1848, the first class of 17 students enrolled February 5, 1849. Today, UW-Madison ranks as the nation's seventh largest university with 40,005 students. It is one of the nation's largest and most productive institutions of higher learning and the student body is one of the most diverse in the country with students coming from every state in the country. Wisconsin also ranks third in the nation for foreign student enrollment.

More than 4,546 courses and 12,762 sections are offered in UW-Madison's 12 schools and colleges. Majors are available in 150 undergraduate, 182 master's, and 125 doctoral and professional degree programs.

Award-winning research spanning the academic disciplines has earned UW-Madison a place among the world's elite institutions of higher education. Wisconsin has ranked among the top 10 universities in the United States in every scholarly reputational study since 1910. The quality of its undergraduate, graduate and research programs is recognized around the world.

One survey rated 49 different undergraduate programs at UW-Madison among

the top 10 in the nation. Among those ranked include sociology, business, German, chemical engineering, geography, ecology, genetics, statistics, molecular biology and biochemistry, French, Spanish, political science, industrial engineering, computer science, chemistry, mathematics, and history.

UW-Madison faculty or alumni have been awarded 13 Nobel Prizes and 21 Pulitzer Prizes. There are 44 faculty members who are winners of Presidential Young Investigator awards, nine winners of the National Medal of Science, and four Searles scholars. Forty-six professors are members of the National Academy of Sciences, 14 are members of the National Academy of Engineering, three in the

National Academy of Education and 48 are fellows in the American Physical Society.

UW-Madison is one of the nation's first land-grant colleges, establishing a tradition of research in agriculture and the life science. The founders of the university developed the "Wisconsin Idea" as making "the beneficent influence of the university available to every home in the state."

UW-Madison is the largest institution in the University of Wisconsin System. It has the only public law and medical schools in the state as well as the only school of veterinary medicine.

UW-Madison's Schools and Colleges

College of Agricultural and Life Sciences
School of Business
School of Education
College of Engineering
School of Family Resources and Consumer Sciences
College of Letters and Science
School of Nursing
School of Pharmacy
Graduate School
School of Veterinary Medicine
Law School
Medical School

On attending UW-Madison . . .

**"If you do make the effort, you may just
be getting the biggest bang for the buck
in American education."**

Barron's 300 Best Buys in College Education





■ A Scenic Campus

One of the most picturesque college campuses in the country, UW-Madison lies along the beautiful shores of Lake Mendota.

One mile from the capitol, traveling down historic State Street, the city was designed so the University and state would be linked, signifying the interrelated nature of the academic and political life of Wisconsin.

Madison's lakes, rolling hills, architecture, parks and arboretum have enhanced UW-Madison's reputation for scenic beauty. The city of Madison is frequently listed among the top five best places to live in the nation.

Tree-lined Bascom Hill, which features a bronze statue of Abraham Lincoln, is one of the University's most famous landmarks. Others include North Hall, the first building on campus; the Carillon Tower in front of the Social Science building; the Library Mall, with its clock tower and fountain; and Picnic Point, a 129-acre peninsula complete with hiking and biking trails—one of the most romantic spots on campus.

A favorite area for UW students to congregate is the Memorial Union and its lake-side terrace. Here students can study or socialize against a backdrop of sailboats, canoes, sailboards, kayaks and swimmers, while enjoying the sunshine and breezes from Lake Mendota.

■ The Student Body

More than 40,000 students populate the 900-acre UW campus, including more than 11,500 graduate and professional students in numerous fields.

Although a UW Board of Regents policy limits undergraduate enrollment from outside the state to 25 percent, the University still maintains one of the nation's most diverse student bodies.

Students hail from every county in the state and every state in the nation, as well as from approximately 119 foreign countries. UW-Madison ranks third in the nation for total foreign student enrollment.

A greater effort is also being made to recruit and retain minority students and faculty. In the fall of 1995, African-Americans, Hispanics, Native Americans and other minority groups accounted more than nine percent of the student body.

■ The Community

Located in southern Wisconsin, Madison is the home of the University of Wisconsin and the state capital.

With a diverse population of 200,814, Madison offers the "big city" spheres of politics, arts and entertainment, as well as the attributes of a small town. It is a family and, action-oriented community that promotes participation in government, education, the arts, sports, and recreational activities.

"A list of first-rate academic programs at Madison would be as complete as a college catalog elsewhere. There are 70 programs considered in the top 10 nationally.

"All in all, UW-Madison is a nonstop festival that students sum up as 'diverse, intellectual, fashionable, and moderately hedonistic,' ... the university remains, in the words of an administrator, 'one of life's great gold mines, for those willing to dig.'"

Fiske's Guide to Colleges, 1996

Madison was named the best place to live in America for 1996 by *Money* magazine. The July 1995 issue of *Outside* magazine called Madison a "Dream Town". The magazine also rated Madison as one of the top 15 "great sports towns" in the country. *U.S. News and World Report* named it one of the country's 10 Hottest Cities. Madison was also featured on the front page of the Life section of *USA Today* on July 12, 1995.




WHERE WISCONSIN RANKS

Since 1910, the University of Wisconsin has ranked on the top 10 lists in every objective national faculty reputational survey. The quality of Wisconsin's undergraduate, graduate and research programs is recognized worldwide.

The 1996 *Fiske Guide to Colleges*, the best-selling guide to colleges, gives the UW-Madison its highest academic ranking. In fact, UW-Madison is one of only eight public institutions in the country to receive the five-star rating. In 1995, *U.S. News & World Report* listed UW-Madison as tied for third for academic reputation among public universities and 17th among all universities.

One recent survey rated 49 undergraduate programs at the UW-Madison among the top 10 in the nation. Academic, financial, and other rankings are summarized below to offer a flavor of the quality at the University of Wisconsin-Madison.



Funding and Support

- **Federal Grants:** UW-Madison ranked ninth nationally in 1993, receiving 1.2 percent of the federal budget for university research support.
- **Research and Development Funds:** UW-Madison ranked third in the country for research and development expenditures in 1994, with \$372 million, according to the National Science Foundation.
- **Tuition:** Over the last 10 years, tuition for resident undergraduates at the UW-Madison has been consistently lower than the average for public Big Ten schools. The UW-Madison has the second-lowest resident undergraduate tuition, behind the University of Iowa, and the third-lowest nonresident undergraduate tuition of the public Big Ten institutions.
- **Private Support:** UW-Madison ranked fifth in the nation, and first among public institutions in 1995-96 by receiving nearly \$176 million in private support.
- **Alumni:** UW-Madison's independently financed alumni group is the No. 1 ranked group in the Midwest and the second largest in the U.S.

Degrees

- **Graduates:** Standard & Poor's 1994 survey lists the University of Wisconsin as one of the nation's top producers of corporate executives, ranking second in undergraduate degrees.
- **Doctoral Degrees:** UW-Madison is a national leader in number of doctoral degrees awards ranking third in 1995. Between the school's founding and 1993, the University of Wisconsin-Madison awarded 29,628 Ph.D.s.

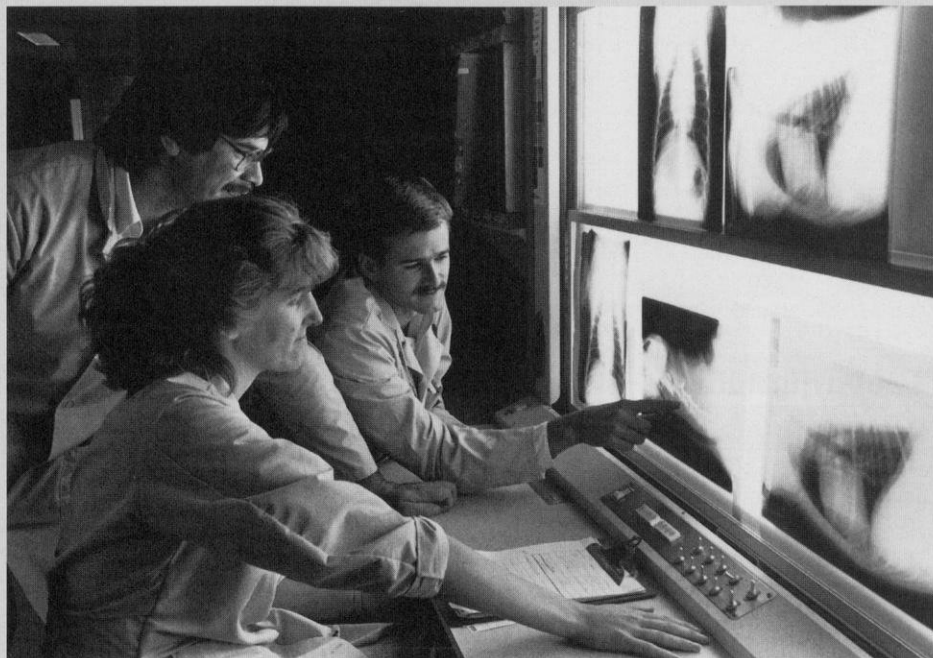
Departmental Academic Rankings

- **Liberal Arts:** In its ranking of graduate programs in the liberal arts in 1995, *U.S. News & World Report* listed UW-Madison's sociology department as tops in the country. The magazine also ranked education fifth, social work seventh, psychology and political science ninth, and history and public administration tenth.
- **Education:** The School of Education is the nation's best according to a survey by the University of Illinois released in 1994. The UW's educational administration and elementary education rank second.
- **College of Agricultural and Life Sciences:** In 1993, the College of Agricultural and Life Sciences was ranked one of the top 10 agricultural schools in the country according to *Farm Futures* magazine.
- **Science Programs:** According to *U.S. News and World Report's* annual graduate school ratings, published in March 1995, six UW-Madison science programs ranked in the top 10: computer science, eighth; biology, ninth; chemistry, 10th; and nursing, 10th.
- **Libraries:** The UW-Madison has the 13th largest university library collection in the United States, with more than 5.5 million books in 45 locations across campus.
- **Business:** The School of Business's undergraduate program ranks seventh in the nation according to *U.S. News & World Report* (1995). The MBA program ranks in the top five percent, the real estate program ranks third and the school's risk management insurance program ranks fourth.



■ UW-Madison Sets the Pace

- ▶ with the oldest Scandinavian studies (1875), psychology (1888), agricultural economics (1909), genetics (1910) and wildlife management (1939) departments in the United States
- ▶ in establishing the nation's first magnetic observatory (1876)
- ▶ in discovering Vitamins A (1913) and B (1916)
- ▶ with the oldest radio station in the nation—WHA—which began broadcasting in 1917
- ▶ as the Memorial Union became the first public university union to serve beer in 1933
- ▶ in finding in 1937 that niacin supplementation prevents pellagra, a deadly disease that killed 5,000 people a year
- ▶ in the synthesizing of genes. Former biochemistry professor Har Gobind Khorana synthesizes the first gene. He received the Nobel Prize in 1968 for his work in genetic coding.
- ▶ in finding which wavelength of ultraviolet light produces skin cancer (1941)
- ▶ in discovering the anti-cancer drug, fluorouracil (early 1950s)
- ▶ as Elizabeth and James Miller, UW Medical School professor of oncology and professor emeritus of oncology, were the first to identify characteristics among chemicals that cause cancer (1950s, 60s)
- ▶ with launching the Orbiting Astronomical Observatory, the world's first true observatory in space
- ▶ in revolutionizing brain surgery, as Dr. Manucher Javid, UW Medical School professor of surgery, became the first neurosurgeon to use a solution from the age-old compound urea during brain surgery on a human (1957)
- ▶ in laying the foundation for the U.S. Food and Drug Administration adoption of Sun Protection Factor (SPF) on sunscreens (1960)
- ▶ National Organization for Women is first housed in Kathryn Clarenbach's faculty office on UW-Madison campus
- ▶ in developing new techniques to measure bone tissue loss, known as osteoporosis
- ▶ with the Biotron, a research building that can control environmental conditions for experimental purposes



- ▶ with bone marrow transplants. Using techniques developed at UW-Madison, the first bone marrow transplant in the U.S. was done at UW Hospital. A UW team also discovers how to predict the success of bone marrow transplants by matching genes.
- ▶ in finding evidence linking cancer in laboratory animals with saccharin and cyclamates
- ▶ in finding that the anti-estrogen drug tamoxifen can prevent breast cancer from recurring in certain women who have had cancer previously
- ▶ as UW Hospital and Clinics develop the nation's first Mobile Critical Care Unit, which duplicates facilities of a hospital intensive care unit and laboratories
- ▶ with the first and only medical physics department in the nation to exist within a medical school
- ▶ as UW-Madison researchers describe the atomic structure of a common cold virus
- ▶ with the establishment of the Center for Dairy Research, the nation's first such center to be established at a university (1986)
- ▶ in organ preservation breakthroughs. In 1987, Dr. Folkert Belzer used a cold storage preservation solution to preserve dog livers up to 36 hours and dog pancreases up to 72 hours. Clinical use of this new solution decreases the need for emergency transplantation, increases the number of livers and pancreases available to people who need



transplants, and improves organ sharing among transplant centers

- ▶ in improved world map projection developed by professor Arthur H. Robinson.
- ▶ with the development of the world's first genetically altered trees
- ▶ in Hector F. DeLuca, discoverer of a "super vitamin-D" compound, and continuing techniques for synthesizing the compound





David Ward


Chancellor David Ward is actively positioning the University of Wisconsin for continued excellence in the next century.

Ward insists that the university must be sensitive to societal changes relevant to higher education, and envisions the university as a stronger partner with public schools, businesses, industry, its alumni and friends.

"We have a tradition of excellence upon which to build and much to preserve, but I believe it is time for the university to start doing some things differently—not just doing the same things better," said Ward.

To this end, Ward has led efforts to improve the quality of undergraduate education, improving class access and increasing undergraduate engagement in research. He has enhanced university's diversity and restored support for the university's infrastructure.

Ward, who also holds the Andrew Hill Clark Professorship of Geography, was born in Manchester, England. He earned a Fulbright Travel award to the United States in 1960, received a doctorate from UW-Madison in 1963, and joined the faculty in 1966. He served as chair of the geography department and as associate dean of the Graduate School. He was named chancellor in June 1993 after serving as vice chancellor for academic affairs and, additionally, as provost.



Pat Richter


Pat Richter, the guiding force behind University of Wisconsin Athletics, is no stranger to the sports or business worlds.

A former UW student-athlete, professional football player, and successful businessman, Richter was the perfect choice to become Wisconsin's athletic director in December of 1989.

He was an all-America tight end for Wisconsin's 1963 Rose Bowl football team. Richter also earned Academic all-America honors in 1962, and was named Wisconsin's Big Ten Medal of Honor recipient in 1963. He earned his bachelor's degree in landscape architecture from the UW in 1964 and returned to the UW where he received his law degree in 1971. In 1995, he was inducted into the GTE/CoSIDA Academic Hall of Fame.

Richter enjoyed a long and distinguished career as a standout with the National Football league's Washington Redskins. After employment with a Madison law firm, he joined the Oscar Mayer Foods Corp., and worked his way up to vice president of personnel.

Richter has the essential experience as a student, athlete and administrator. He is committed to excellence in the classroom as well as on the playing field. Richter is committed to Wisconsin, and to providing UW student-athletes with an experience they will cherish the rest of their lives.



Al Fish

Al Fish begins his eighth year as the administrative officer for the division overseeing facility planning, event management, personnel, sports medicine, strength and conditioning, technical services, and equipment. He also serves as liaison to the Athletic Board, and to campus and state governments.

Fish is currently coordinating the planning for the Kohl Center, a multi-use sports facility scheduled to open in January 1998.

In 1989, Fish came to the division after three years as the Director of Policy and Budget for the Department of DHSS. He worked previously as a liaison for Governor Tony Earl to the State Assembly, a budget analyst for the State Budget Office and a program evaluator for the Legislative Audit Bureau.

A 1973 graduate of Luther College where he was a four-year letterwinner in golf, Fish is married to Susan Goodwin. They have three children: Cassie (16), Molly (10) and Nick (8).



Cheryl Marra


Cheryl Marra begins her seventh year as an associate athletic director at Wisconsin. Marra oversees the men's and women's programs of basketball, golf, soccer, tennis, swimming and diving, and women's volleyball. She also serves the primary women's athletic administrator to the Big Ten and the NCAA.

Since Marra's arrival at Wisconsin, the university has served as the host to several highly successful NCAA and Big Ten events including the 1993 NCAA Division I Women's Volleyball Championship, which garnered record-setting attendance. Wisconsin was also the site of the inaugural Big Ten women's soccer championship in 1994.

Marra came to Wisconsin from Denison University where she served as the women's athletic director from 1983-90. She was also an assistant professor in the physical education department, and the women's soccer and track and field coach.

Marra serves on the NCAA subcommittee for post-graduate scholarships. She has also chaired the NCAA women's soccer committee, the NCAA committee on women's athletics, and various Big Ten committees.

A 1977 graduate of Slippery Rock State College with a bachelor's degree in physical education and health, Marra received her master's degree in physical education from Ohio State in 1983.



■ Mike Moss

The newest member of the UW administration is Mike Moss. Moss begins his first year as the associate athletic director in charge of football, ice hockey, men's and women's rowing, men's and women's cross country and track, and wrestling. He also oversees the Office of Academic Affairs and chairs the department's Support Program, a wellness program for student-athletes.

Moss comes to Wisconsin after serving as a Director of Sports Operations for the Atlanta Committee of the Olympic Games since 1993. He was responsible for coordinating all aspects of six sports including archery, boxing, cycling (road and track), equestrian, modern pentathlon and tennis. Moss was also the primary department administrator for procedural matters.

Prior to his work with the Olympics, Moss served as the associate athletic director at the University of California. He was in charge of the business office at Cal until 1986 when he was named the associate athletic director for student services.

Moss is a 1961 graduate of Ohio University with a bachelor's degree in journalism. He received his master's in science and physical education from California State University-Hayward. He is also a retired lieutenant commander in the U.S. Naval Reserve.



■ Nancy Seifert


A member of the Wisconsin Athletic Department staff since 1992, Nancy Seifert serves as the chief financial officer.

Seifert is responsible for overseeing financial planning, budgeting, accounting, and business functions for the division. She was instrumental in updating and enhancing the department financial systems and business management techniques.

Prior to her appointment within the division, Seifert was the chief financial officer for Wisconsin Public Power Inc., from 1989-92, and the director of finance and administration for the World Council of Credit Unions, Inc., from 1983-89.

Seifert received her bachelor's degree in accounting from Wisconsin in 1974 and her master's in finance and accounting from Wisconsin in 1978. She is a certified public accountant.

Seifert and her husband, Michael, have one daughter, Leigh Ann.



■ Vince Sweeney

In his sixth year at Wisconsin, Vince Sweeney is the associate athletic director in charge of marketing, promotions, licensing, sports information, ticket office, special events and fundraising.

In 1994, Sweeney was named "Marketeer of the Year" by the Madison Chapter of the American Marketing Association. Last spring, his department won two "Awards of Excellence" from *Athletics Management* magazine.

Prior to joining the UW, Sweeney worked for 13 years in sports journalism, where he earned several awards as a reporter and editor for the Madison Press Connection, Milwaukee Journal, Milwaukee Sentinel, The Capital Times and the Los Angeles Times.

Sweeney is a 1978 graduate of UW-Madison with a bachelor's degree in journalism and mass communication.

Sweeney and his wife Sharon have two daughters, Kelsey (9) and Keara (5).



■ Anthony Adams

Anthony Adams joined the University of Wisconsin athletic department as its director of athletic compliance in 1995.

Adams comes to Wisconsin from the University of Rhode Island where he served as the compliance officer since 1992. Adams is responsible for NCAA rules education for coaches and athletes, NCAA and Big Ten rules interpretations, monitoring NCAA and Big Ten compliance procedures, and handling any investigations and audits requested by those organizations.

A former three-year starter for Rhode Island's football team (1986-88), Adams served as the academic coordinator for athletics at Hofstra University prior to his appointment at Rhode Island. He was also a compliance assistant for the East Coast Conference for a year and a graduate assistant for the director of athletics at Rhode Island.

Adams received his bachelor's degree in management information systems from Rhode Island in 1989, and is pursuing a master's of business administration in international sports management.

The University of Wisconsin-Madison offers its student-athletes one of the premier intercollegiate athletic programs in the country.

As a member of the prestigious Big Ten Conference, Wisconsin offers its student-athletes the best in education, athletic opportunities, coaching and on-field competition at the NCAA Division I level.

With a number of sports begun more than 100 years ago, men's teams compete in basketball, cross country, football, golf, ice hockey, rowing, swimming and diving, soccer, tennis, track and field, and volleyball.

Established July 1, 1974, the 11-sport women's athletic program offers basketball, cross country, golf, lightweight rowing, rowing, soccer, softball, swimming and diving, tennis, track and field, and volleyball.

Wisconsin has ranked among the top 20 NCAA Division I programs for the past three years. In 1995-96, Wisconsin finished 15th in the Sears/National Association of Collegiate Directors of Athletics Directors Cup competition, which recognizes the best Division I college sports program in the nation.



The Wisconsin men's soccer team won the 1995 NCAA title defeating Duke in the championship game.

Sixteen of Wisconsin's 20 sports qualified as teams or individuals for their respective national championships. The men's soccer team won the 1995 NCAA Championship while Badger athletes won five individual NCAA titles. Teams qualifying for post-season tournaments as teams or individuals were men's and women's basketball, men's and

1995-96 SEARS DIRECTORS CUP


1.	Stanford	961.5
2.	UCLA	836.0
3.	Florida	731.5
4.	Texas	700.0
5.	Michigan	689.0
6.	North Carolina	673.5
7.	Arizona	629.5
8.	Penn State	626.0
9.	Nebraska	623.0
10.	Southern Cal	598.5
11.	Notre Dame	566.5
12.	Georgia	561.5
13.	Tennessee	559.0
14.	Southern Methodist	536.7
15.	Wisconsin	530.0
16.	Texas A&M	524.5
17.	Arizona State	521.5
18.	Louisiana State	513.0
19.	Auburn	512.5
20.	Ohio State	499.0
21.	Virginia	495.5
22.	Princeton	482.5
23.	Florida State	478.5
24.	Colorado	477.5
25.	Minnesota	464.5

Division I standings are computed by the National Association of Collegiate Directors of Athletics. Points awarded for each school's finish in 22 NACDA-recognized sports—10 core sports for men, 10 core sports for women and one wild card each for men and women.

National champions in a sport receive 64 points, second place gets 63, etc., through the tournament field. Football points are based on the final USA Today Coaches Top 25 poll.



The Wisconsin men's and women's track teams won the 1996 Big Ten Conference Outdoor track and field championships. It was only the fifth time in league history that men's and women's teams from the same university have won outdoor titles.



*Left: The Wisconsin women's tennis team won its first ever Big Ten Championship in 1996.
Top: Fans come from all over the country to watch the Badger football team. Wisconsin won the 1994 Rose Bowl and the 1995 Hall of Fame Bowl.*

women's cross country, ice hockey, men's and women's rowing, men's and women's soccer, men's and women's swimming, women's tennis, men's and women's track and field, volleyball and wrestling.


Wisconsin finished second in the 1995-96 Big Ten Conference composite rankings. The Badgers crowned seven Big Ten champions with the men's and women's

cross country, men's soccer, women's tennis, men's indoor track, and men's and women's outdoor track teams winning league titles. Big Ten Coach of the Year honors were won by Wisconsin coaches six times during 1995-96 while Big Ten Athlete of the Year honors were won in four sports. Wisconsin athletes also won 25 Big Ten individual titles.

1995-96 BIG TEN COMPOSITE RANKINGS

1.	Michigan	7.67
2.	Wisconsin	7.58
3.	Penn State	7.06
4.	Minnesota	7.05
5.	Ohio State	6.81
6.	Indiana	6.33
7.	Illinois	6.26
8.	Northwestern	5.84
9.	Michigan State	5.69
10.	Purdue	5.61
11.	Iowa	5.20

Big Ten Conference composite rankings are not sanctioned by the conference office. Points are awarded for each school's finish in 12 men's and 10 women's conference championships. The first-place team receives 11 points while the 11th-place team receives one point. The total points are divided by the number of sports in which each school participates.



The Wisconsin women's swimming team recorded its highest NCAA finish ever in 1996 scoring 35 points to finish 21st. The Badgers also crowned seven all-Americans.


Academic & Student Services

Academic excellence is emphasized at Wisconsin. Much of the credit for the impressive academic record behind many Badger athletes is the advising system available to the student-athletes.

Director **Alan Zussman** supervises a staff of six advisors which conduct the program offered to the nearly 700 UW student-athletes. The advising staff of **Mary Weaver, Craig Hudson, Christine Sayler, Doug Tiedt, Mary Moroder, Andrew Berns, and Jerry Darda** have a comprehensive understanding of academics at Wisconsin, and a permanent line of communication with all University departments.

For those student-athletes who request assistance, advising sessions are offered on a one-to-one basis at a time appropriate for the athlete. Wisconsin athletes are degree-oriented while allowing for the flexibility to explore different areas. The advising staff takes a personal approach to each athlete in determining his or her individual needs, personal or academic.

Student-athletes may receive academic honors in a number of ways. The Big Ten Conference honors scholar athletes with Academic all-Big Ten honors while the UW Athletic Board names Athletic Board Scholars for the highest grade point average in each sport. In addition, student-athletes may be nominated for Academic All-America honors through the sports information office.



Director of Academic and Student Services, Alan Zussman



The University of Wisconsin Academic Affairs staff: Front: Mary Moroder, Lou Ann Lund, Alan Zussman; Back: Pat Jacobson, Nancy Kreklow, Doug Tiedt, Chris Sayler, Craig Hudson, Mary Weaver and Andy Berns.


Academic Learning Center

Beginning in 1996-97, Wisconsin student-athletes will have the added advantage of a new academic learning center.

Located on the lower level of the McClain Athletic Center, the Academic Learning Center features a 50-person study hall, a large computer lab, 11 study rooms, two open study

areas and offices for the academic services and grant-in-aid staff.

The over 16,000 square feet center is scheduled to open by the beginning of the second semester of the 1996-97 academic year.



The new Student Academic Services center in the lower level of the McClain Athletic Facility is scheduled for completion in January of 1997. The project includes study and tutorial areas for student-athletes as well as a computer lab for 45 people.



Scholarships

UW-Madison is proud to offer to its prospective student-athletes one of the most comprehensive athletic scholarship programs in the nation. As a Division I member of the National Collegiate Athletic Association (NCAA), scholarships are awarded to athletes on a one-year renewable basis if scholastic and athletic commitment are maintained.

Scholarships are available in all varsity sports with the exception of rowing, which does not grant scholarships. Full scholarships include the cost of room and board in addition to tuition and fees. The selection of scholarship recipients is based on athletic ability and projected academic success at the University of Wisconsin-Madison.

Prospective student athletes who are interested in applying for grants-in-aid should contact the coach of their respective sports in care of Division of Intercollegiate Athletics, 1440 Monroe St., Madison, WI, 53711.

Undergraduate Tuition and Fee Information 1996-97

(both semesters)

Wisconsin Resident Tuition and Fee	\$3032
Minnesota Resident Tuition and Fee	\$4311
Non-Resident Tuition and Fee	\$10,150
Undergraduate Room and Board	\$4046

Where to Write

Office of Undergraduate Admissions

University of Wisconsin-Madison
140 Peterson Office Building
750 University Avenue
Madison, WI 53706
Phone: (608) 262-3961

University Housing

University of Wisconsin-Madison
Slichter Hall
625 Babcock Drive
Madison, WI 53706
Phone: (608) 262-2787

Office of Student Financial Services

University of Wisconsin-Madison
432 North Murray Street, Room 231
Madison, WI 53706
Phone: (608) 262-3060

Academic & Student Services

University of Wisconsin-Madison
1440 Monroe Street
Madison, WI 53711
Phone: (608) 262-1787



The McClain Center weight room offers 45,000 pounds of free weights and almost 40 stations to utilize these weights. Over 40 conditioning machines complete the Badgers main strength and conditioning center.

Strength & Conditioning

The Wisconsin strength and conditioning program is a sophisticated blend of science, technology and one-on-one attention to each athlete.

Weight training areas in the McClain Center and Camp Randall Stadium feature free weights and stereo music in spacious, carpeted rooms. Four full-time and two part-time weight training instructors monitor and advise all Wisconsin student-athletes. Head strength and conditioning coach **John**

Dettmann along with assistant coaches **Chris Doyle, Steve Myrland, Stieg Theander, Scott Hettenbach** and **Christine Heinrich** work with the individual sport coaches to develop programs specific for that sport.

The UW also offers a sports nutrition program to assist athletes in meeting their nutritional demands and body composition goals.



Wisconsin student-athletes also utilize the strength and conditioning area in Camp Randall Stadium to meet their performance goals.



Sports Medicine

The goal of the sports medicine staff is to provide all University of Wisconsin student-athletes with high quality health care. Wisconsin's Sports Medicine program features state-of-the-art facilities and the services of leading sports medicine and health care professionals.

The sports medicine staff consists of team physicians, dentists, athletic trainers, and other medical and allied health professionals. The day-to-day care, prevention, and treatment of injuries to Wisconsin athletes is conducted by a staff of eight full-time and three graduate assistant N.A.T.A.-certified athletic trainers. Under the direction of head athletic trainer **Dennis Helwig**, the sports medicine program focuses on injury prevention. Staff members **Chuck Hart, Jan Helwig, Mike Johnson, Barb Pearson, Henry Perez-Guerra, Heidi Stettler**, and **Andy Winterstein** utilize functional measures, provide dietary analysis, measure physiological capacity and outline programs to improve flexibility.

The sports medicine facility in the McClain Center features an extensive collection of therapeutic and rehabilitation equipment including a 50-foot, two-lane rehabilitation pool, and an on-site x-ray facility. Considered one of the nation's finest, the McClain Sports Medicine Center offers an environment conducive to expedient care, and a healthy return to competition.

Should an injury occur, athletes are seen immediately by team physicians affiliated with



The Wisconsin Sports Medicine Facility, located in the McClain Athletic Facility, features state-of-the-art facilities for the care, prevention and treatment of injuries to Wisconsin athletes.

the UW Hospitals and Clinics. Medical director **Dr. Ben Graf** is responsible for all services provided to our student-athletes. Orthopedic care is directed by team physician **Dr. John Orwin** while general medical care is directed by the head of primary care, **Dr. Greg Landry**.

In addition to the main headquarters in the McClain Athletic Facility, auxiliary athletic training rooms are located in the Stadium, Coliseum, Natatorium, and UW Field House. All training areas are equipped with the finest therapeutic modalities and rehabilitative apparatus.



The McClain Sports Medicine Center features a 50-foot, two-lane rehabilitation pool.



A staff of eight full-time N.A.T.A. certified athletic trainers supervise the day-to-day care, prevention and treatment of injuries for Wisconsin athletes. From left to right: Jan Helwig, Chuck Hart, Mike Johnson, Henry Perez-Guerra, Barb Pearson, Andy Winterstein and Dennis Helwig. (Missing when photo was taken: Heidi Stettler)

■ Sports Information

Directing the communications for the 20 sports in the Division of Intercollegiate Athletics is the responsibility of the University of Wisconsin Men's and Women's Sports Information Offices.

These offices utilize a variety of communications systems to provide student-athletes the opportunity to be recognized for their athletic endeavors.

The offices provide and maintain many resources such as records, fact sheets, photographic files, statistics, media guides and event programs in meeting the information requests of the media, coaches, administrators, opponents and the general public.

The director's of women's and men's sports information, **Tamara J. Flarup** and **Steve Malchow**, and their respective offices, maintain close contact with local, regional and national media as well as the athlete's hometown media in providing information. These offices prepare news releases, design sports brochures and media guides, provide event coverage for all Wisconsin intercollegiate sports, and provide post-event results for print and electronic media. Besides the SI directors, members of the women's staff include associate director **Diane K. Nordstrom** and intern **Heidi Pearce**. The men's office includes associate director **Justin Doherty**, assistant director **Julie Kluge** and intern **Dan Meyer**, as well as a number of student assistants.



LEFT: The Wisconsin Women's Sports Information Staff: intern Heidi Pearce, student Matt Hubacher, director Tamara Flarup, and associate director Diane Nordstrom
BOTTOM LEFT: The Wisconsin Men's Sports Information Staff: associate director Justin Doherty, administrative assistant Barb Wyatt, director Steve Malchow, assistant director Julie Kluge and intern Dan Meyer.



■ Community Service

The Madison community is truly supportive of the University of Wisconsin athletic teams and its many student-athletes. In return for that support, many athletes take time out of their busy schedules to show their appreciation and involvement in the city of Madison and Dane County through their community service efforts.

Student-athletes have assisted in a variety of service projects including the AIDS Support Network, Big Brothers and Big Sisters, Habitat for Humanity, Special Olympics, United Way, visiting children in local hospitals with the Amanda the Panda program, and volunteering at local hospitals. The athletic department also donates a number of season tickets to raise money for local charities.



TOP RIGHT: Katie Voigt, shown here spackling, and the women's basketball team spent a day helping to renovate a home for Habitat for Humanity.

ABOVE: Several members of the Wisconsin Volleyball team visited the Memorial Veterans Hospital in Madison on the National Salute to Hospitalized Veterans Day in 1996.

Athletes at the University of Wisconsin benefit from outstanding sports facilities. From practice and competitive areas to athletic and weight training, Wisconsin offers modern and well-equipped facilities for its athletes.

The Wisconsin Field House, which seats 11,500, is the practice and competitive facility for the Badger basketball and volleyball teams. The Field House features four locker rooms, an athletic training area and state-of-the-art scoreboard, sound and lighting systems.

The Camp Randall Memorial Sports Center or Shell, located next to Camp Randall Stadium, is a multi-purpose facility. A newly resurfaced 200-meter Martin rubber track surrounds four basketball/volleyball courts that double as throwing and jumping areas for indoor track meets. With a seating capacity of 2,500, the Shell is the site of a numerous track meets.

One of the most versatile buildings is the McClain Athletic Facility. Over 76,000 square feet of artificial turf offers the ideal indoor practice facility for football, soccer and track. The lower level features the headquarters of the Badgers Sports Medicine staff and a fully-equipped weight room. Locker rooms for football, and men's and women's track are also located on the lower level.

The Wisconsin tennis teams have the competitive advantage of playing year-round at one of the best college facilities in the United States—the Nielsen Tennis Stadium. The stadium features 18 tennis courts (12



Opened in 1988, the McClain Athletic Facility offers indoor practice facilities for football, soccer and track and field. A 90-yard artificial turf practice area is contained in the 76,380 square foot main floor.

indoor and six outdoor), five squash courts, one squash doubles court, and seats 1,500 spectators. The stadium is named for Arthur C. Nielsen, founder of the Nielsen television rating system. Nielsen captained the Wisconsin men's tennis team from 1916 to 1918 while a student in electrical engineering.

The Wisconsin track teams practice and compete at the Dan McClimon Memorial

Track, located at the west end of campus. Named for the former UW men's coach, the track features a newly resurfaced 400-meter Martin rubber track.

An Olympic size, natural grass soccer field inside the track is the competition home of the soccer teams. The track and soccer facility, which is fully lighted, was completed during the fall of 1993. Building permanent seating with locker rooms and a media facility is scheduled to begin in the near future.

The swimming and diving teams have the luxury of two pools for practice and competition—the Natatorium and Southeast Recreational Facility. The "Nat" contains an eight-lane, 25-yard racing pool equipped with an automatic Colorado Timing System and digital readout score board. The 50' x 40' separate diving well is fitted with three one-meter and two three-meter Dura (Maxi) Flex boards. The SERF facility features an indoor long course pool with movable bulkheads that more than double the program's training space.

Situated between five lakes, Madison is the perfect location for a rowing program. The Badger crews



The Wisconsin Field House, home to the Wisconsin basketball and volleyball teams, saw record crowds for women's basketball in 1995 including the first ever sell-out of a UW women's athletic event.

are headquartered in the boat house, situated on Lake Mendota. The boat house provides the Badger crews with an indoor rowing tank during the winter season. During the warm months, crews can often be seen on any one of the Madison lakes.


With the opening of University Ridge in 1991, UW golfers now have the opportunity to compete on one of the finest facilities in the Midwest. The par 72, 18-hole course was designed by Robert Trent Jones Jr. The facility also features a 15,000 square foot practice green and 5,000 square foot chipping green.

The UW Softball Complex, located on the west end of campus, features an NCAA-regulation, natural grass field with a centerfield distance of 225 feet, and left and right field foul line distances of 200 feet.

The Southeast Recreational Facility (SERF) is one of two pools used by the swimming and diving teams



The outdoor track and soccer complex is located on the west end of the UW campus. The track features a 400-meter Martin rubber surface with throwing and jumping areas in the infield. The soccer field is Olympic size and natural grass.



One of the premier collegiate tennis facilities in the country, Nielsen Tennis Stadium features 12 indoor and six outdoor tennis courts.



University Ridge, the University of Wisconsin-Madison golf course, opened in 1991. Located on a 585-acre tract, the undulating course includes deep woods, hills, a natural pond and prairie.



Bucky Badger


Although badgers in various forms had been the University of Wisconsin mascot for decades, the version that is currently known as Bucky, sporting a cardinal and white sweater, was first drawn in 1940 by professional illustrator Art Evans.

The original badger mascot was too vicious to control. On more than one occasion, the live badger escaped handlers before a sideline hero recaptured the animal. It was decided in the interest of fan and player safety that Wisconsin's mascot be retired to the Madison zoo.

In 1949, a student in the university's art department, Connie Conrad, was commissioned to mold a paper-mache badger head. Gymnast and cheerleader, Bill Sagal, of Plymouth, Wis., was directed by homecoming chair Bill Sachse, to wear the outfit at the homecoming game. A pep rally contest was held to determine the mascot's name. The rally committee opted for its own name: Buckingham U. Badger. The name is said by some to have originated in a line from "On, Wisconsin" that exhorts the UW to "buck right through that line."

On Wisconsin

The tune was composed in 1909 by William Purdy of Chicago, with the words written by UW alumnus Carl Beck, who rewrote them in



Buckingham U. Badger is a familiar figure at all University of Wisconsin athletic events.



Badger fans join in the time-honored tradition of singing "Varsity" following a Wisconsin win.

1951. The song was an instant hit at the Wisconsin campus and soon spread throughout the world, being very popular with military bands. Some 2,500 schools and colleges have adopted the music and changed the words to suit their needs.

Varsity

The traditional arm waving that comes at the end of the song "Varsity" was the 1934 brainchild of then-UW band leader Ray Dvorak. He had originally gotten the idea from University of Pennsylvania students who waved their caps after a losing game. Dvorak later instructed UW students to wave as a salute to UW President Glenn Frank.

Fifth Quarter

The Wisconsin band has become nationally famous for its post-game celebration called the Fifth Quarter. Win or lose, fans sing, dance and cheer the band as they play traditional favorites like "On, Wisconsin" and the Bud song. Originally, the post-game concert was designed to give the fans something to listen to on their way out of the stadium, but it developed into a post-game party as the band built in audience participation.

Bud Song

An integral part of any Wisconsin band performance in the playing of the Bud song. The tune is a spinoff of the song "You've




said it all," a jingle with words and music originally written by Steve Karmen for Budweiser beer commercials. Copyrighted by Sandlee Publishing Corporation in 1970, the song has become legendary at the University because of its polka-like rhythm. Band director Michael Leckrone said the song's popularity got started at a 1975 hockey game. "The crowd wanted to hear a polka," he said. "I didn't have any polkas. We had, just by accident, this beer commercial in the tunes we play. I told the band if we substituted the word 'Wisconsin' for 'Budweiser' it would work."


Leckrone said the song became a football tradition after a 1978 come-from-behind victory over Oregon. "Wisconsin was behind by three touchdowns, and the crowd was really dead. I played the song to get everyone pepped up. About 20 seconds after that, Wisconsin scored a touchdown. I played it again, and Wisconsin scored another touchdown. From then on, the band could never play enough 'Bud.'"

Badger Nickname

The sports program's nickname "Badgers," was borrowed from the state of Wisconsin. The territory was dubbed the "Badger State," not because of animals in the region, but rather an association with lead miners in the 1820s. Prospectors came to the state looking for minerals. Without shelter in the winter, the miners had to "live like badgers" in tunnels burrowed into hillsides.

Life in Madison





1996-97 Women's Basketball Schedule

NOVEMBER

10	SUNDAY	RUSSIAN SELECT (at Coliseum)	1:30 p.m.
17	SUNDAY	DUTCH NATL. TEAM (Exh.)	1:30 p.m.
22	Friday	at Drake University	7:00 p.m.
24	SUNDAY	UW-MILWAUKEE	1:30 p.m.
29/30	Fri-Sat.	at UC-Santa Barbara Tournament Santa Barbara, CA	
29	Friday	UC-Irvine vs. Wisconsin	5:00 p.m.
		Delaware vs. UC-Santa Barbara	7:00 p.m.
30	Saturday	Consol., 5:00; Championship	7:00 p.m.

DECEMBER

3	TUESDAY	NORTHERN IOWA	7:00 p.m.
5	Thursday	at UW-Green Bay	7:30 p.m.
9	Monday	at Notre Dame	7:00 p.m.
13	FRIDAY	BIG TEN-SEC CHALLENGE (Double Header on ESPN2) Iowa vs. Florida	6:00 p.m.
		WISCONSIN vs. GEORGIA	8:00 p.m.
27	FRIDAY	PENN STATE	7:00 p.m.
29	SUNDAY	ILLINOIS	1:30 p.m.

JANUARY

3	FRIDAY	PURDUE	7:00 p.m.
5	Sunday	at Iowa (Prime Network)	6:00 p.m.
12	Sunday	at Indiana	2:00 p.m.
17	FRIDAY	NORTHWESTERN	7:00 p.m.

19	SUNDAY	OHIO STATE	1:30 p.m.
24	Friday	at Michigan	7:30 p.m.
26	SUNDAY	MINNESOTA (SportsChannel)	3:00 p.m.
31	Friday	at Michigan State	7:30 p.m.

FEBRUARY

2	Sunday	at Northwestern	2:00 p.m.
4	Tuesday	at Tennessee	7:00 p.m.
7	FRIDAY	INDIANA	7:00 p.m.
11	TUESDAY	CLEVELAND STATE	7:00 p.m.
14	FRIDAY	IOWA	7:00 p.m.
16	Sunday	at Purdue	2:00 p.m.
21	Friday	at Illinois	7:30 p.m.
23	Sunday	at Penn State	2:00 p.m.

FEB-MARCH

28-3	Fri-Mon.	at Big Ten Tournament Butler University, Indianapolis, IN	
14-17	Fri-Mon.	at NCAA Tournament (1st/2nd Rounds)	
22/24	Sat. & Mon.	at NCAA Regionals	
28/30	Fri. & Sun.	at NCAA Final Four Riverfront Stadium, Cincinnati, OH	

Home games, indicated in capital letters, are played at the University of Wisconsin Field House. All times listed are local for the location of the host school.

UW TICKET OFFICE: 608-262-1440 or 1-800-GO-BADGERS

WISCONSIN On-Line: <http://www.wisc.edu/ath/>