



LIBRARIES

UNIVERSITY OF WISCONSIN-MADISON

Sanitation in stables, yards and pastures. Bulletin no. 49 August 1917

Hadley, F. B.

[s.l.]: [s.n.], August 1917

<https://digital.library.wisc.edu/1711.dl/CT5X6SW7M7YKT8E>

Based on date of publication, this material is presumed to be in the public domain.

For information on re-use, see

<http://digital.library.wisc.edu/1711.dl/Copyright>

The libraries provide public access to a wide range of material, including online exhibits, digitized collections, archival finding aids, our catalog, online articles, and a growing range of materials in many media.


When possible, we provide rights information in catalog records, finding aids, and other metadata that accompanies collections or items. However, it is always the user's obligation to evaluate copyright and rights issues in light of their own use.

WISCONSIN BANKERS' FARM BULLETIN

Sanitation in Stables, Yards and Pastures

F. B. HADLEY

College of Agriculture of the University of Wisconsin



A PRACTICAL SANITARIAN

Frequent and thorough use of a disinfectant fluid and slacked lime are effective methods of maintaining sanitation and preventing disease of farm animals.

File this bulletin where you can find it

Distributed by

Wisconsin Bankers' Association

Burton M. Smith,
Chairman Agricultural Committee,
North Lake

George D. Bartlett,
Association Secretary,
Pabst Building, Milwaukee

Sanitation in Stables, Yards and Pastures

Does it pay to maintain sanitary conditions in the quarters where live stock is kept?

Experience answers this question by showing that the results which follow are always gratifying and fully justify the extra time and money required.

When the principles upon which live stock sanitation is based are put into practice, the farmer is repaid many times over for the cost.

A CLEAN STABLE MEANS HEALTHY ANIMALS

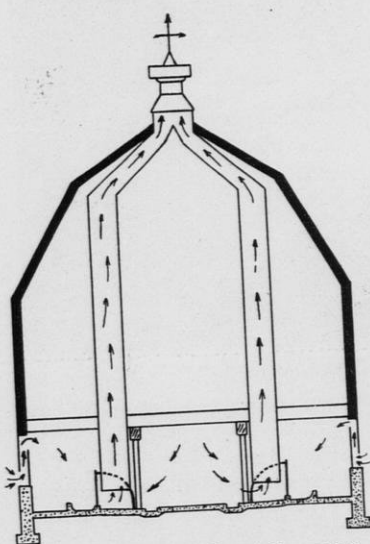


Fig. 1—Ventilating flues when cows face out.

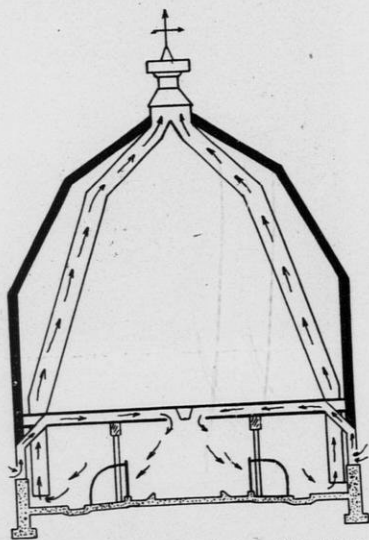


Fig. 2—Ventilating flues when cows face in.

Supply fresh air—The very life of our animals depends upon a supply of fresh air. Ventilators to bring it into the barn and others to conduct foul air out, when arranged as shown in the accompanying diagram, are most effective. Beads of sweat on the ceiling and damp air are indications of poor ventilation.

Sunlight kills disease germs—Nature has generously furnished us a most active agent for the control of disease in the form of the sun's rays.

Nearly all disease-producing germs are promptly killed by sunlight. This fact shows why barns should be built with plenty of windows.

Remove waste from mangers—The feed boxes must be kept clean and sweet by prompt removal of waste and occasional washing with a liquid disinfectant solution prepared and applied in strict accordance with the manufacturer's directions printed on the original package.

Provide clean bedding—Animals plastered with manure and filth are living evidences of poor care and a lack of a dry place to lie. A dirty hair coat affords a favorable breeding place for microbes and animal parasites, while a well-bedded, clean animal will not only thrive better, but also sell for a higher price. Soiled bedding and manure should be taken out of the stable each day.

Use air-slacked lime on floors—While there is a difference of opinion as to the best material for floor building, everyone agrees that the frequent application of air-slacked lime to the previously scraped floor is very effective in keeping the stable sweet and clean.

CARE OF THE YARD IMPORTANT

Let drainage keep the mud out of the barnyard—Adequate drainage of barnyards, paddocks, and open pens must be provided and wallow holes filled in. When animals are allowed to wade through or wallow in a sea of mud they are much more liable to disease and injury.

Give live stock pure water—The drinking water should be pure and fresh and the supply plentiful. Great care should be taken to guard it from filth of all kinds. The yellow-green scum that appears in troughs during the summer is not, in itself, harmful. It may, however, catch and hold dangerous microbes. By emptying the water and thoroughly scrubbing the trough with a five per cent solution of blue vitriol (copper sulphate) from time to time this vegetable growth may be killed.

WHAT IS A GOOD PASTURE?

Well-fenced pasture needed—Generally speaking, animals are safer when kept in pastures which are well-fenced and which do not border on main highways, because danger from contact with

stray animals is greatly reduced. Wire fences should have a connecting rod carried into relatively moist earth some distance away from buildings to ground electric currents and protect animals from lightning.

Top-dressing—The eggs and grubs of many internal parasites of animals, such as stomach worms, are passed out and lodge in stable manure. This is particularly true of sheep. Therefore, pastures should not be top-dressed with sheep manure when they are to be used for grazing these animals the following season. The long continued pasturing of one class of animals upon the same pasture or over-stocking is a certain way to infect stock with parasites which are injurious and which may cause death.

Danger from poisonous plants lessened by good pasture—Several varieties of plants that are poisonous to live stock grow in wild pastures and are sometimes seen in tame grass pastures. In Wisconsin the scouring rush, water hemlock, and wild cherry are the most common. When there is plenty of feed, animals exercise considerable discretion in selecting what they eat, but when forage is scarce they will consume plants that would otherwise be refused. Experience shows that poisoning occurs most often when cattle and sheep are changed from dry feed to pasture.

To prevent poisoning and to reduce the danger from bloat which is likely to occur when a sudden change is made from a dry ration to pasture, or from a poor pasture to a better one, or from grass to clover or alfalfa, a full feed of dry roughage should be given before turning out the stock; then allow them to remain on the pasture for a short time only each day for a week.

Rotation of pastures helps control parasites—The practice of rotating pastures is recommended as a means of controlling parasites. Moreover, by supplementing the permanent pastures with green forage crops whenever possible, both livestock and pastures may be kept in better condition.

Bogs and swamp holes breeding places for germs—Bogs and swamp holes in pastures should be tile-drained or fenced off because they act as breeding places for harmful germs of various kinds and animals often become mired in them and are not found until exhausted or dead from their efforts to get out.

Disposal of dead animals—The very common practice of using the pasture as a burying ground or rotting place for the carcasses of animals cannot be too strongly condemned. The best way is to burn carcasses. However, burying is safe if a hole at least six feet deep is dug and the remains are well covered.