LIBRARIES
UNIVERSITY OF WISCONSIN–MADISON

Wisconsin horticulture. Vol. XX September 1929/August 1930

Madison, Wisconsin: Wisconsin State Horticultural Society, September 1929/August 1930

https://digital.library.wisc.edu/1711.dl/J6L5XONZV6VLQ85

This material may be protected by copyright law (e.g., Title 17, US Code).

For information on re-use, see
http://digital.library.wisc.edu/1711.dl/Copyright

The libraries provide public access to a wide range of material, including online exhibits, digitized collections, archival finding aids, our catalog, online articles, and a growing range of materials in many media.

When possible, we provide rights information in catalog records, finding aids, and other metadata that accompanies collections or items. However, it is always the user's obligation to evaluate copyright and rights issues in light of their own use.

728 State Street | Madison, Wisconsin 53706 | library.wisc.edu

WISCONSIN HORTICULTURE



Vol. XX SEPTEMBER, 1929 No. 1

EVERGREENS
Native Rhododendrons

Broad Leaved Flowering Shrubs for all around beauty. Write for illustrated price list. Now booking fall orders.

TENNESSEE EVERGREEN CO.
P. O. Box 575
Elizabethton, Tenn.

BARGAINS

100 finest Gladiolus Bulbs $2.00 F. O. B. or $2.25 postpaid, 10 varieties 10 each. Spring delivery.

30 popular Iris roots, 5 each 6 kinds for $2.25. Postpaid April—July—August delivery.

6 Peony roots, 2 red, 2 white, 2 pink for $3.00 postpaid. Sept.—Oct. delivery.

STONECREST GARDENS
Eau Claire, Wis.
Send for catalog. It's free.



Fig. 1 Fig. 2 Fig. 3

Berry Boxes
Crates, Bushel Boxes and Climax Baskets

As You Like Them

We manufacture the Ewald Patent Folding Berry Boxes of wood veneer that give satisfaction. Berry box and crate material in the K. D. in carload lots our specialty. We constantly carry in stock 16-quart crates all made up ready for use, either for strawberries or blueberries. No order too small or too large for us to handle. We can ship the folding boxes and crates in K. D. from Milwaukee. Promptness is essential in handling fruit, and we aim to do our part well. A large discount for early orders. A postal brings our price list.

Cumberland Fruit Package Company
Dept. D, Cumberland, Wis.

White Elm Nursery Co.
Hartland, Wisconsin

General Line of
Ornamentals and Fruits

Dahlias—Gladiolus—Perennials

4 good Dahlias (named, labeled)	$.75
100 Gladiolus (1 inch, assorted)	1.00
1 doz. perennials (assorted, labeled)	1.25
Or, entire list above, postpaid for	2.25

May we send you our price list?

DEWALT'S FLAMBEAU RIVER GARDENS
Ladysmith, Wisconsin

An Invitation

Pay us a visit this Summer, while our garden beauties are at their best. You will enjoy a few hours among the Trees, Shrubs, and Flowers growing in our nurseries. And the selection is more complete and better than ever this season.

RASMUSSEN'S
FRUIT FARM AND NURSERIES
Oshkosh **Wisconsin**
On Highway 21

Mr. and Mrs. J. T. Fitchett

invite you to visit the

Fitchett Dahlia Gardens

735 Milton Avenue

Janesville, Wisconsin

"At Home"
from August the fifteenth until frost

Wisconsin Horticulture

Wisconsin
State Horticultural Society
Organized 1865

Devoted to better fruits, flowers and vegetables



OFFICERS

President
C. J. Telfer, Green Bay

Vice-President
M. B. Goff, Sturgeon Bay

Secretary
H. J. Rahmlow, Madison

Horticulture Among the Indians

HURON H. SMITH
Milwaukee Public Museum

SOME of our horticultural friends have asked us whether or not the Indians that live in Wisconsin are interested in horticulture and in olericulture. Our answer has always been that they are interested in horticulture but in a different manner than the interest shown by their white neighbors.

Most of our aboriginal brethren have their own slant upon life, and of course, it is rarely the same as that of the white man. We are accustomed to pursue horticulture in all its branches from the commercial standpoint rather than one of pleasure and most of the Indians do not especially appreciate the commercial side of it. Their interest lies more in the growing of some food that is reliable by them or in possessing something better than their other Indian neighbor friends have. There is often a strong sense of rivalry in their practice in the art of horticulture and more especially of olericulture.

It has been recognized by the white man that the Indian cultivated several crops which have subsequently become very important to the white race. Pumpkins, squashes, Indian corn, or maize, the red cranberry, pole-bean and tobacco, perhaps as well as some kind of potatoes were some of the things that the Indian grew long before the white man came here. The Indians grew the wild crabapple and other fruits of like nature and even set them out around his villages. There never was a time when their neccessities were large like those of the present white race.



Mrs. Geo. Managan, Winnebago Indian shelling sweet corn for drying.

We find that the Indian has ever been very tenacious of his aboriginal food and will not allow them to "run out." No matter what else he may be planting you will find that he has saved some seed of his original garden vegetable and plants those every year so that he always has his especially favorite kind. Among Wisconsin Indians this would include some six distinct kinds of sweet corn and possibly as many as four or five kinds of beans, four or five kinds of squashes or pumpkin and perhaps one or two kinds of gourds.

The average Indian will be found a better student of garden crops than the average white man and will know the native plants of his region far better than any white man will know them. He recognizes minute differences that are passed by in the eyes of any white man except the trained botanist and has been known even to make a separate and distinct name for what the white man had always been calling the same kind of a tree. An example of this is the *Amelanchier huronensis* which the writer discovered on the Menominee Indian reservation under a different name than the ordinary Shadbush or Service Berry, or June Berry. Noticing that there were differences in the leaf and fruit he collected the specimens and sent them to the authority upon that group for the United States and found that he made a

new species upon the basis of these specimens. A further proof of their knowledge of vegetables lies in the fact that they recognized all the different varieties of the gourd family, (cucurbitaceae) and possessed a root word for all members of this family just the same as we say the cucumber, the squash, the pumpkin, the crook-necked squash, the Hubbard squash, the watermelon, the muskmelon and the gourd, are all members of the gourd family. Their root word indicates that they understand these also belong to the same family. Not only is this true in the gourd family but in other families such as the rose family and the potato family.

We know of but two large Indian fairs in Wisconsin although a keen feeling of rivalry exists on any reservation. If someone gets a superior kind of bean he keeps the knowledge of where he received those beans strictly to himself and is very proud of the fact that he is the only one in that neighborhood that can grow such good beans. The same holds true for other vegetables and fruits. There is always quite a lively competition between the various Indians on a reservation when they hold their annual fair and their horticultural building is usually one of the most interesting on the fair grounds. It is interesting not only because they have grown their vegetables quite well and as large as the white man has grown them, but also because one will find all sorts of freak heads of cabbages, freak carrots, parsnips, radishes, cauliflower and all of those sorts of things which the Indians thoroughly enjoy and like to exhibit as some special favor that has been given to him by the "Underneath Power" or the spirit that has to do with the growing of crops.

The two most important Indian fairs in Wisconsin are first, the Menomonie Indian fair which is held at Keshena, Wisconsin, sometime in the month



Geo. Managan, blind Winnebago medicine man, and granddaughter, cleaning supply of culver's root. (Veronica virginica.)

of September. There they exhibit everything that one might expect to find at any County Fair including field crops, live stock of all kinds and fancy work in the Woman's Building. There is always a large section given over to the work of the school children upon the reservation. Most of the concessionaires who run the many stands about the grounds are Indians of that tribe and no white man is allowed to set up business at their fair. There is a lively program of Indian pony races and lacrosse games as well as pow-wow dancing to enliven the fair. They also own their own merry-go-round which has long since paid for itself and is yielding a profit to the tribe.

The other fairly important Wisconsin Indian fair is held at the village of Lac du Flambeau and partakes more of the nature of an Indian pow-wow selling curios to tourists than it does of a real Indian fair. Still one may see some interesting food exhibited there such as dried blueberries and dried blackberries. These Indians are Ojibwa and of course do not live in a favorable agricultural section as the Menomonie do. Both tribes, however, have their farming agent who teaches them agriculture, horticulture and olericulture.

The Indian, however, does make a great deal more use of his native wild food than the white man and knows the edibility of anything that will be found growing in the woods around him if it has been there for a long time. The Indian was always very appreciative of the different wild foods that were placed there by his manitou for his use. He will explain to you that it is better for him to eat the wild food that has been placed there by the Great Spirit because while they are good foods and he likes them, they are also the same as medicine to him and keep him in good health if he eats them. He thinks that they contain certain minerals such as salt or something of the kind that are good to his system the same as medicine is good for the people. Many of the plants, in fact nearly all of them have their medicinal uses to the Indian. While it is true that some of them are used in the superstitious way yet we find that approximately three-fourths of the plants used in materia medica today are also used by the Indians and it was from them that the knowledge first came. The white man saw them making use of these various roots and herbs for various diseases and took them up and found them to be efficaceous. Of course, he went much further in testing out their efficiency by making known standardized extracts and testing them upon the various organs of animals like guinea pigs, cats and dogs, and standarized what we call physiological doses. Indian medicine was not so accurate as that and yet they knew the most potent medicines and knew sufficient about the action

(Continued on page 17)

Report on Cherry Setting

Setting Dependent Upon Other Conditions As Well As Pollination

R. H. ROBERTS
Wis. College of Agriculture

CHERRY pollination studies were begun at Sturgeon Bay, Wisconsin, eight or nine years ago. They were continued there and in Madison for five years with the assistance of Dr. Dorothy Bradbury.

It was soon found that the two varieties, Montmorency and Early Richmond, were both fertile and inter-fertile. That is, they set cherries equally well when pollinated with their own pollen or with pollen of each other. As is commonly experienced, all pollination tests gave less set of fruit than the so-called checks or chance pollinated cherries. That is, the operation of bagging or caging always reduced the set of fruit.

When it was found that the cherries were clearly fertile, interest changed from a study of a question of set to the problem of drop fruits. To make a long story very short, it was found that sour cherry dropping in commercial orchards was not at all related to lack of pollination. It is not known if some pollen would be more effective in causing a fruit to set than some other pollen, *but it is very certain that great numbers of pollinated fruits drop.* For the past eight years in Wisconsin, the fruits which dropped early were found to be from **70** *to* **95** *per cent pollinated,* and all late drop fruits showed both pollination and fertilization. This situation prevails in the large orchards in Door County even where there appears to be practically no insect visitation during the blossoming period.

It may be noted in passing that it is a common practice to assume that the dropping of a blossom or young fruit is due to lack of pollination. While pollination is certainly necessary for a cherry fruit to set, it is not true that a pollinated and fertilized blossom will mature a fruit. It follows then that other conditions in addition to pollination must be met before a fruit grows to maturity.

Some observations dealing with other conditions affecting fruit setting are:

1. Blossoms borne on spurs set better than "lateral" blossoms along terminal shoots.



Types of shades used on cherry trees during the blossoming period, 1929. This "dull weather" caused the fruit to drop.

2. Vigorous trees set better crops than weak ones largely because of the above.

3. Open-topped trees set better than dense ones.

4. Heavy drops often follow a heavy bloom.

5. A decided biennial bearing tendency is found apparently related to the matter of fruit setting.

6. In good crop years as many as 25 per cent of the fruits mature with shriveled kernels.

7. Dark, dull weather at blossom time adds or sometimes almost completely prevents setting. An unjustified conclusion is that pollination was interfered with. An examination of drop fruits in such seasons has shown that they were pollinated nearly as well as in seasons of "good pollination weather".

In connection with this matter of dull weather, two vigorous, productive young Montmorency trees were shaded during the blossoming period in 1929, Fig. 1. An open shelter was used that permitted the entrance of insects and wind. A preliminary examination of some of the early drop blossoms on the shaded and unshaded trees shows an equally good pollination of both lots. The percentage of blossoms maturing fruits was 0.92 for the shaded trees and 18.72 per cent for the adjacent unshaded trees. The crop averages were of a similar ratio: three quarters of one quart and 13.5 quarts per tree.

The setting of cherries is dependent upon other conditions as well as upon pollination. Do not blame lack of pollination until it is known that the drop fruits are unpollinated.

A widow who had listened to a sermon over her dead husband, whispered to her son as the preacher sat down—

"Johnny, step to the coffin and see if that *really* is your father."

When the cat's away the mice will play—but maybe the cat's not having such a rotten time either.

By Their Fruit Ye Shall Know Them

H. W. ULLSPERGER
General Manager Door County Fruit Growers' Union
Over WHA University of Wisconsin

ONE of my neighbors asked me recently, "Do you think, this farm relief that Hoover has promised and Congress is trying to give us will help any in the fruit industry?" My reply was, "that if fruit men and farmers in general will set up the necessary co-operative marketing machinery, to enable them to take advantage of the money and assistance offered, they would be benefited. Individual farmers will *not* secure relief."

The fruit growers of the United States are in an excellent position to take advantage of the provisions of the latest farm relief measures. There are already in existence today, many Co-operative Marketing Associations selling fruit. Many of these associations, have in the past, borrowed money from the Federal Intermediate Credit Banks at low interest rates, to finance their operations. Some of these co-operatives have formed Agricultural Credit Corporations with Federal aid, and loaned money to individual fruit growers to help in growing crops. Successful fruit growers organizations have advertised their fruit extensively under established brands, and thereby, increased consumption and do not have to worry about a surplus problem. These associations have carefully graded and standardized their fruit so that quality is excellent. They have popularized statements such as "Not a worm in a carload" or "An apple a day keeps the doctor away" or "Eat fruit and be healthy and happy," and many others.

Fruit men have adopted unique sales methods such as the apple vending machine, you drop a nickel and get an apple. Fruit is now displayed attractively everywhere, in Grocers' windows, Delicatessen stores, special fruit stores and numerous other places. Years ago fruit was considered a luxury. Now it is a necessity, being served in some form at nearly every family meal. Just check the foods you eat, and see if that statement is correct, then ask your Grandfather and find out how much fruit he ate when he was a boy. Maybe he will tell you that the only kind of fruit he had when he was a youngster was green, sour apples that gave him what we now call indigestion. But Grandma called it something different; ask her. She will tell you. Fruit growers don't sell that kind today. Fruit sold today is excellent in quality. Orchards are cultivated, fertilized, sprayed, fruit is picked at the proper time when ripe, immediately packed or processed and placed in cold storage so as to retain its natural color and flavor. Canning and cold packing processes have been perfected so that the housewife can go to the Corner Grocery, buy a can of fruit, ready to serve, at a cost often less than if canned in the home. If the fruit happens to be *cold-packed* it has all the natural flavors that could be obtained if picked from the trees.

Fruit growers organizations have placed attractive labels on their canned foods. Recipes are furnished free; often placed on the label. Mrs. Consumer sees a picture of an appetizing piece of cherry pie on the can displayed in the Grocery Store, so she includes cherries in her grocery order. She may also purchase the pie crust to go with it, take it home, follow directions given on the label and in a short time have a delicious dessert. It is so easy that she repeats the performance and soon the surplus bug-a-boo that haunts the fruit grower is no more. Good demand, created in this manner, means profitable prices to the fruit growers; then if fruit growing is profitable everybody buys and plants trees, more fruit is grown, and then suddenly there is the surplus problem again. What chance has the individual in such a game? None whatever. Group effort is necessary. Fruit must be produced as economically as possible, financed through Federal banks at low interest rates, graded and standardized, advertised extensively, marketed through co-operative effort where merchandising costs are low, displayed attractively, and last but not least, sold at a price level within reach of the man who is not overly supplied with money.

I happen to be manager of a Co-operative Growers Marketing Organization that follows the policies just enumerated. We are located in Door County, Wisconsin. We grow and sell the famous "Sturgeon Bay" Cherries made famous through constant effort on the part of fruit men to grow, pack and sell the best cherries in the world. The growers own and operate the largest exclusive cherry canning factory in the world. We know and realize, that even though we control from 25 to 30% of all cherries canned, that in order to secure, profitable prices for our fruit we must co-operate with cherry growers and packers in Michigan, New York, Colorado, California, and other sections where cherries are grown. No community or state can be sufficient unto itself. Therefore, fruit growers welcome the proposed legislation that will enable them to form stabilizing corporations to permit communities to work with each other, to create demand and stabilize prices with financial aid and advice

(Continued on page 25)

The Rock Garden in September

W. A. TOOLE
Baraboo



Rock Garden Built for J. Oscar Greenwald. Being in rather dense shade this garden required shade loving plants.

SEPTEMBER is an ideal month for Rock Garden construction as it is early enough to permit the construction and planting of the small rock garden and permit the newly set plants to get some root hold before winter. For the larger rock garden where the construction is often a matter of many days work it may be better to leave a large part or perhaps all of the planting until spring when the earth will be settled and possible faults in winter drainage will show up.

There is quite an advantage in fall planting where it can be safely done as the plants will be all ready to start new growth in the spring and will adjust their growth in a most natural manner to their surroundings. In the climate of southern Wisconsin I find it is not very safe to plant any but the most hardy kinds later than the first to the tenth of October unless the greatest care in winter protection can be given.

Plants for Shady Spots

If the rock garden is to be in a shady place it is probable that the most dependence for varieties will have to be on our native woodland plants and ferns. Most of these flower in the spring, and fall is much the better time to plant these. This includes such varieties as Erythroniums, Hepaticas, Cypripediums, Mertensia, Trillium, Baneberry, Showy Orchis, Shooting Star, Jacobs Ladder, and others as well as all of the larger growing ferns.

In September as well as every other month, when growth occurs there is a certain amount of work that must be done in the Rock Garden that has been already planted to keep it in presentable shape. Weeds are no respector of Rock Gardens and besides detracting greatly from the appearance of the garden, may quickly smother out some smaller growing varieties. During the latter part of the season weeds especially detract from the appearance of the rock garden because there are so few flowers then and any pleasing effect depends greatly on the color variation of the foliage of the different varieties of plants in the garden. Even a few mixed through the garden causes these various types or foliage to blend together so much that the color effect is spoiled.

Common Rock Garden Faults

A recent survey of the gardens of many flower lovers in Madison and the region around Milwaukee shows that while there is a very rapidly increasing interest in Rock Gardens, but comparatively few have attempted them as yet and most of these few seem to have but a dim idea



The pool in Mr. Greenwald's Rock Garden, near West Allis.

as to what a rock garden is for, and how it may be constructed so as to give pleasure to the owner or maker. Many try to construct a rock garden under a tree or shrubs where the shade is dense and then plant only with sun loving plants, and the result is a bunch of half dried up straggly plants with little beauty. Others have made a round or oval wound of dirt and placed rows of stones in parallel circles around the mound and have then planted a mixed bunch of plants in the resulting terraces. Others have scattered a few feeble pebbles over the ground in an aimless way, while still others have heaped up mounds of curious stones with little or no provisions for the growth of the plants. Before attempting to build even a tiny rock garden one should read as much as possible about them, see a few successful ones if possible and more than anything else, observe how wild plants grow among rocks if such places are available. Then go ahead and follow out your own ideas and desires in making your garden.

COVER CROP FOR THE RASPBERRY FIELD

A COVER crop may be of considerable help for the raspberry patch if sown at this time. A cover crop will discourage weeds and cover the ground during the winter. Barley and oats are a very good crop for this purpose. Dwarf Essex Rape is also very satisfactory.

There is some danger in using rye, vetch or clover as they live over winter and become serious weeds the next year. A cover crop when turned under adds humus to the soil and not only furnishes plant food but increases the moisture holding capacity.

Left To Its Fate

"I went to the dentist yesterday."

"Does the tooth still ache?"

"I don't know; he kept it."

PROPAGATION OF THE ORIENTAL POPPY

L. SANDO
Minneapolis

THE Oriental poppy, well known and so generally admired for the bright colors and striking effects produced in the garden—when used in moderation, possesses two qualities which makes it an invaluable perennial to the flower lover. *Papaver orientale,* to give it its proper scientific name, is one of our longest lived perennials and one of the most easily propagated. It was introduced from Armenia more than 200 years ago this species did not make a decided break in color until the late eighties. Now we have many hybrids (orientale x bracteatum) which have extended the range of color through shades of red to pale pink. Doubling has taken place to some extent but not so much as in many other flowers, perhaps one might add, though it may be a matter of opinion, that the double forms are not so popular.

Propagation of the poppy can be undertaken in one or more of three ways, by seeds, by root cuttings, and by division. Seeds can be sown almost any time, though many prefer to sow in a shady location some time during the summer. This enables the seedlings to grow sufficiently to transplant and become good sizeable plants before winter arrives. Newly ripened seed is to be preferred and it should be sown immediately. The soil in the seed bed should not be too heavy. It does not appear to be particular as to the type of soil in which it is to grow. The writer has some strong opinions on the question of hardiness of perennials generally and is disposed to think that soil is a greater factor in determining hardiness than is generally considered. In this state we look upon a plant as hardy if it will stand the average winter; that is, we are thinking about temperature and the ability to withstand, may one say, sub-zero weather. If the home gardener would think a little more about soil conditions and provide some protection in the spring after some perennial flowering plants have begun to grow he would be more successful. At that time they are in a soft sappy condition and a belated frost would not limit our list of perennials for Minnesota so much.

If we wish to propagate this poppy by root cuttings, or division, we must get away from the idea that in summer the plants must remain undisturbed so we can enjoy them. This does not apply to the oriental poppy. The plants should be taken up immediately after flowering and divided in as many parts or pieces as the old plant will stand and then planted right away in well worked soil. They should not be disturbed again for several years. If a number of plants are wanted the root may be cut into lengths from 1 to 1½ inches long and then planted an inch or so in light soil. Practically every piece will grow and produce a plant. If large enough, these may be set in permanent quarters the following season. Some good varieties have been introduced in the past few years. Among the best are Apricot Queen; Queen Alexandra; Salmon rose; Mrs. Perry, light salmon—sometimes described as a soft shrimp pink; Mrs. Stobart, one of the latest, in color rose cerise and Royal scarlet. Perhaps the two most popular varieties are Mrs. Perry, light salmon, and Beauty of Livermore, blood red with black spots. I would like to see the Olympic poppy grown more. *Pilosum* is a free bloomer, foliage not so coarse as the Oriental and it is milk green in color. The flowers are apricot. In the heavy soil at the University Farm the color is much softer than is usually described, and blooms practically all summer. It is hardy and good for cut flowers.—From MINNESOTA HORTICULTURIST.

It's Time to Plant Peonies

Best Varieties for the Beginner

W. A. SISSON
Rosendale

SEPTEMBER has arrived and with it the time to plant peonies. Perhaps some of you readers want to plant something in peonies but hesitate to choose among the hundreds of varieties. Peonies are like people, after you have lived with them year after year you come to know their peculiarities. Just meeting them in bloom a few times, you think they are nice and lovely, but live with them year after year and then you come to really know them. I have over seven hundred varieties and I have one of each in a garden by themselves where you can see them in bloom next year if you care to.

We shall discuss *standard* varieties only. By this we mean varieties that have long been tried out and found good and having been in propagation for years, the prices are reasonable and within reach of all. The nice thing about the peony over perhaps any other flower is that the first expense is the last. Plant them three feet apart, cultivate and hoe as you would a tomato and it's with you for your life time, like a tree. With irises, gladioulus, dahlias and endless other flowers, it means constant digging and dividing and storing. The peony is slow to grow, you cannot force it. But if it is slow, it is safe under ordinary care. The first year it may blossom but never judge a blossom under three to five years when it reaches perfection. You do not judge a child until it matures into manhood.

Best Red Varieties

For reds I would suggest Officinallis Rubra, Pottsi, Felix Crousse, Agida and Karl Rosefield. If you ask some other grower, they would perhaps change part of this list but they must agree that these are good and I positively know they are good and will guarantee them. Officinallis Rubra is the early grandmother type which is usually with us for Decoration Day. Pottsi is the next to follow and is a lively attractive red with fine upright plant. Felix Crousse is of a peculiar taking red much sought after. Its only fault is that the stems do not hold the flower up. Agida is a wonderful upright plant, loose flower, medium to late. One of our best sellers. Karl Rosefield is our best selling red. It has no fault that I know of.



W. A. Sisson with the Peony Clemenceau.

With the reds I would like to include the Tenuifolia Flore Plenna, the very early fern leaf sort which has such fine double red flowers around Decoration Day, usually before that time. It is not sold under two dollars as yet. Also Anamola the single red with its cut leaf foliage which plants make a fine hedge and remain throughout the season a thing of beauty. If you can afford a Jap then take Mikado.

For pinks I would name first Edulus Superba which comes medium early on upright plants. There is nothing better in a good deep pink flower. Mad. Ducel which is like a chrysanthemum as to shape, Asa Gray with its double top flower, Delicatissima



A Field of Peonies on Sisson's Farm near Rosendale.

for landscape work and Sarah Bernhardt the queen of pinks. Jeanne d'Arc and Mattie Charles are two old sorts that visitors always hang over and the unknown variety Lagrange which everyone likes. For a single take Nellie.

For whites we will name Festiva Maxima because it is the earliest but of late it does not open so early as it used to and it is being crowded out by such finer varieties as Mad. de Verneville, Couronne d'Or, Baroness Schroeder and Mad. Dupont. The last named is the best. Avalanche and Albatre are identical and very fine. The first three named have red markings. For a single take The Bride.

The highest rated peony is Le Cygne. Color white. Has been very expensive but is now priced around six dollars. There is no question about this peony being "the finest among ten thousand" on account of its all round good points. And Therese is rated second. This is a grand huge pink, most amazing and the price of this is around three dollars.

When to Plant

Do not plant peonies in the Spring unless they have been dug in the Fall and kept in cold storage. In the Fall the roots are in a dormant stage while in the Spring they are starting growth. Plant in the open and in good garden soil. Avoid any fertilization except the active cultivator and hoe. Plant three feet apart and rows four feet. Instructions how to plant come with your roots. Ridge up the dirt over the plants the first winter to insure against the ground heaving.

Buy only from known dealers who guarantee their stock and agree to replace stock which does not come true and which does not live. Very few dealers will agree to do this. All they want is your money and then they forget you. So many are in the business simply as a hobby and they always specify cash with order. I make it a rule never to deal with a firm who will not allow me to inspect the roots before I pay. Give your entire order to one firm and they will be able to give you better prices. It is never safe to buy peony roots from bargain sales.

E. W. SULLIVAN PICKS 400 CRATES STRAWBERRIES PER ACRE

A LETTER from E. W. Sullivan of Alma Center states the number of crates of strawberries picked from 5-1/3 acres, varieties being Beaver and Premier.

We are glad to get these figures as it sets a standard. Mr. Sullivan did not keep a record of the berries used in the home or those sold at the farm by the box. In round numbers therefore, the average on the five and one-third acres was 400 crates per acre.

The following is Mr. Sullivan's letter: "I will give you the number of crates which I picked on each day. I picked exactly one month, every day excepting Sunday. I had five and one-third acres and picked a little better than 2000 cases. I had no way of keeping the different varieties separate so do not know how each variety yielded. We picked Premier over a little longer period but Beaver, had a very heavy picking on several days. It is much easier to get a good stand or bed of Beaver then of the Premier. I think for the man who does not give them much care, Beaver is the surest variety.

The following is the record for each day's picking."

NO. OF 16 QUART CASES

June 17	4
June 18	27
June 19	13
June 20	78
June 21	96
June 22	56
June 24	175
June 25	165
June 26	96
June 27	80
June 28	120
June 29	111
July 1	140
July 2	200
July 3	76
July 4	125
July 5	64
July 6	85
July 8	155
July 9	26
July 10	8
July 11	58
July 12	12
July 13	3
July 15	30
July 16	5
Total number cases	2002

FERTILIZER TESTS ON RASPBERRIES

APPLICATION of about 250 pounds per acre of a nitrogenous fertilizer such as nitrate of soda, or ammonium sulphate, greatly increased vigor and yield of raspberry plants in tests made by J. S. Shoemaker, Associate in Horticulture, at the Ohio Experiment Station. The effects were evident not only the year of application but also in the following year, as the canes are developed one year and the berries produced the next. Canes of large diameter are the most productive and the use of fertilizer led to the development of desirable canes as large as hoe handles. Early spring is a good time of application, but growers who neglected to apply the fertilizer at that time may apply it in late spring or early summer with almost equally beneficial response. The fertilizer is applied by hand around young plants, or by hand both in and between the rows, or by drilling in near the plants. The treatment is not a substitute for healthy plants nor for good drainage, Shoemaker explains, nor did newly set plants respond to application until at least a month after planting.—MINNESOTA HORTICULTURIST.

Fruit Flowers and Vegetables at the State Fair



THE Horticulture Building at the State Fair was again the most beautiful and attractive place on the grounds. The general public appreciates this as evidenced by the enormous crowds passing through continuously. In no other building did we see as many people or as much interest in the exhibits. N. A. Rasmussen, Oshkosh, deserves great credit for the organization of the entire department as its superintendent.

The Fruit Exhibits

The fruit crop is short in Wisconsin this year and this was reflected in the exhibits. While there were about 700 trays of apples—about the same as last year, and nearly as many plates, the quality was not quite as good. Due to the earliness of the fair, the apples lacked a little in size and color. What a showing could be made if the fair were two or three weeks later.

Mrs. N. A. Rasmussen had charge of the apples and set up the exhibit in its usual beautiful style. Prof. J. G. Moore did the judging, and as usual everyone was satisfied.

In the 50 tray class there were four exhibitors—Arthur Grover, Galesville, The Kickapoo Development Company, Gays Mills, Arno Meyer, Waldo and Ed. Stoeber, Madison. Placings were: Arthur Grover, 1st; Ed Stoeber, 2nd; Kickapoo Development Co., 3rd; Arno Meyer, 4th.

Other large exhibitors were Ralph Irwin, Lancaster, Ralph Hammersley, Madison, W. H. Milward, Madison, F. B. Sherman, Edgerton, Leo Brueckner, Jefferson, Albert Louis, Twin Bluffs, Dawson Bros., Franksville.

In the pears, grapes and plums; W. J. Moyle of Union Grove, Dawson Bros., Franksville, Cooper Bros., West Allis, John Reis, win Bluffs, G. M. Tehan, No. Milwaukee.

L. G. Kellogg of Ripon again efficiently judged these classes.

Amateur Flower Classes

The amateur flower exhibits were larger and better than ever before. One entire side of the building was filled with cut flowers, luncheon tables and exhibits of dahlia and gladiolus growers.

There were thirteen luncheon tables by amateurs. First prize went to Mrs. W. Delaporte of Milwaukee, second was won by Mrs. G. A. Leverenz, West Allis, third by Mrs. N. C. Nelson, West Allis, and fourth by Mrs. E. C. Haasch, Wauwatosa.

Considerable improvement in quality can be noted in the department every year.

Gladiolus formed the largest class in the amateur flower department. There were also a large number of beautiful vases of dahlias, zinnias, asters, larkspur, snapdragons, marigold, phlox, scabiosa, salpiglossis and other perennials.

Mrs. C. E. Strong of West Allis was again the efficient superintendent of this department.

Mr. Jas. Livingstone of Milwaukee judged the class as satisfactorily as he has for many years past.



Amateur Flower exhibits and table decorations at State Fair.

Mrs. E. C. Haasch of Wauwatosa, Mrs. Wm. Bruhn of West Allis, Mrs. T. E. Popp, West Allis, Mrs. B. J. Haveland, Janesville and Mrs. Theo. Kurtz, Cedarburg were the large exhibitors.

Professional Florists Exhibits

The entire center of the building was filled by the florists. Mr. Nick Zweifel of Milwaukee is superintendent of this department and in his opinion the quality of the exhibits was better than before.

The largest exhibitors were Holton & Hunkel, Milwaukee, Aug. F. Kellner Co., Milwaukee, who also decorated the building; Hugo Locker & Sons, Wauwatosa; Chas. Menger Inc., Milwaukee; Gimbel's Department Store, Milwaukee; and, Rudolph Preuss, Milwaukee.

The feature exhibits in this department were the fern groups, palms, flower beds, greenhouse plants. dinner tables and bouquets of cut flowers. Aug. Kellner built a beautiful rustic waterfall.

The judges in this department were Axel Johnson, Lake Geneva, Henry Benz, Racine and J. E. Taylor of Oshkosh.

Nursery Exhibits

Several Wisconsin nurseries had very fine and elaborate displays representing proper landscaping, rock gardens and flowers.

In this department the Hawks nursery of Wauwatosa won first with a fine exhibit of rock work and evergreens. S. J. Sommers Nursery of West Allis was second with a fine exhibit of evergreens. W. A. Toole of Baraboo won third on a very well planned rock garden. Eberhardt Sons of Cedarburg won fourth with a large exhibit of beautiful gladiolus.

The judges of this department were L. J. Kellogg and Axel Johnson.

Commercial Flower Growers

Commercial flower growers, while they rented space for taking orders for bulbs and plants, nevertheless exhibited beautiful specimens of flowers in their line. Those making such exhibits were: J. T. Fitchett, Janesville, dahlias; Badger Dahlia Gardens, Hartford, dahlias; Poltl Bulb Gardens, Hartford, dahlias and gladiolus; F. M. Palmiter & Son, Janesville, gladiolus; W. A. Toole, Baraboo, rock garden plants and perennials; Eberhardt Sons, Cedarburg, gladiolus; Dr. A. J. Nelson, Stoughton, gladiolus and dahlias; the Columbia Gardens, Cedarburg, gladiolus.

Vegetable Exhibits

The Milwaukee Gardeners Association put up a splendid display of vegetables. Various kinds of high quality vegetables were exhibited in trays on a rack. At the top the slogan "Eat Vegetables For Vitamines" was worked out with ripe tomatoes.

The individual samples of vegetables were of high quality. Among the larger exhibitors and winners were: H. Rasmussen, Oshkosh; Fred Schroeder, La Crosse; Wm. Gilster, La Crosse; F. J. Lindley, Randolph; Fred Bartsch, West Allis; F. B. Tindall, Waterford; R. R. Stephenson, Middleton; and Edw. Gassner, Rockfield.

Mr. E. L Roloff of Madison is superintendent of this department and had everything in very neat shape. Mr. John Hauser of Bayfield again did the judging to everyones satisfaction.

VEGETABLE GROWERS TO HOLD NATIONAL CONVENTION AT MILWAUKEE

At the invitation of Mr. John Budzien, the Vegetables Growers of America at their annual meeting in Philadelphia, voted to hold their 1930 convention in Milwaukee. About 1,000 growers usually attend.

NO DROWNING REPORTED

Rastus, out in a boat with his best girl, Mandy, had been teasing for a kiss, but she refused again and again. Finally he became desperate.

"Mandy," he threatened, "effen you don't lemme kiss yo' I'se gwine to upset dis here boat."

Getting home, Mandy told her mother all about it.

"An' did you let de genman kiss you?" her mother asked.

"Well, did you all see anything in de paper dis mawnin' about two niggahs drownin'?"



One of the Commercial Exhibits at the Fair.

Experience with Dahlias

ADAM F. POLTL
Hartford

IN MY experience with growing Dahlias, which has been for the last 12 years, I have had much pleasure out of the work. The growing of Dahlias is very fascinating, no other flower will give us the variety and length of blooming season that the Dahlia will. I feel confident that any flower lover can get equal pleasure out of growing them by making a study of the flowers.

I find that there are many people that still picture Dahlias as the old fashioned "ball" type. The modern Dahlia consists of several types, namely the single, collarette, duplex, peony, show, pompon, hybrid show, cactus, hybrid cactus and decorative. There are to date over 8000 named varieties, each one distinctly different and thousands of unnamed varieties. The flower lover is bound to find some variety or color scheme in Dahlias that will come up to the expectation for all-around usefulness, either for garden decoration or cutting. No other flower will produce as long during the flower season as the Dahlia. It can be planted early so that with proper care and disbudding we can produce an excellent early summer crop of flowers and still have the plants in excellent condition for the production of fall flowers, when the plants will produce wonderful quality blooms in great profusion with hardly any care. They continue to bloom until killed by frost.

When selecting a Dahlia plant, or a collection, it is best to select your variety from the fields of a grower where habit of plant can be observed or the grower can furnish you with varieties that are best suited for your purpose. The grower is usually well acquainted with different kinds so that varieties in the different colors can be recommended that will do well under any kind of weather conditions. Certain varieties need more or less pampering for best results, while others will thrive regardless of weather, by that I mean that some varieties will do well only during the time when conditions are ideal for the Dahlia which is during the cool moist weather of the fall season, while others can endure the heat and will do well in summer as well as in the fall season.

POLTL BULB FARM

ANOTHER flower farm is being developed in Wisconsin. Mr. Adam Poltl, one of the former partners in the Badger Dahlia Farm at Hartford, Wisconsin, has just started a new flower farm which is to bear the name of Poltl Bulb Farm and is located within the city limits of Hartford.

Mr. Poltl has devised a very inviting approach to his garden. On the top of a hill, alongside highway 60, is the entrance to the farm. On either side of the driveway beds have been laid out in various shapes, the center bed being circular and containing a large number of thrifty dahlia bushes of a low growing variety. Surrounding this bed are flower beds of various shapes with dahlias of different colors. At the rear of these beds or directly behind a long and rectangular bed in which are growing pure white dahlias is a large sign with the words: "Poltl Bulb Farm".

Mr. Poltl has a large collection of both dahlias and gladiolus. Among the varieties in bloom at the time of our visit there in August were many unnamed seedlings and some of the favorite named varieties such as Al Koran, D. M. Moore, Jerseys Beauty, Frau Geheimat Von Sheif, Rene Cayeux, Sagamore, Mrs. I. D. Ver Warner, Champagne, Ed Dorado, King Albert, Geo. Walters, The Eagle, Judge Marean etc.

Some of the best gladiolus in bloom were Glorious, Kirchhof Violet, Mrs. Leon Douglas, Tiger, Loella, Copper, Bronze Lacinatus, A. B. Kunderd, Sulphur Frills, Mrs. John S. Wood, Marie Kunderd, etc.

To provide water for his plants Mr. Poltl has installed a sprinkling system which at present is composed of 16 pipe lines each 200 feet long extending about 4 feet above the ground. Since the dahlia requires a great deal of water during the late summer and fall season a sprinkling system is almost necessary for good flowers and bulbs. The water is piped from the river.

About 50 thousand aster plants are also set out, the blooms being shipped to florists in Chicago.

MANY LITTLE COMPETING CO-OPS HURT MARKET

"PRODUCERS of fruits and vegetables are facing the absolute necessity of developing a co-ordinated program for marketing and distribution if profitable returns are to be realized," said M. C. Gay, field representative of the Federated Fruit and Vegetable growers at the meeting of the Cooperative Institute held at Baton Rouge, La.

Hundreds of small organizations, cooperative, semi-cooperative and commercial, along with thousands of independent local dealers are trying to market our products, competing in the markets and beating down the price level. Under such a system buyers hesitate to pay good prices because they realize that there are no set prices and that purchases made under such conditions are liable to prove unprofitable.

"The federation of small units in too large central selling organization is not a new idea," said Mr. Gay.

ROCK GARDEN PLANTS FOR THE BEGINNER

HAVING just completed making a small rock garden, we do not hesitate to say that there are easier things to do, but it is very interesting and instructive. One learns a great deal.

The plants we found especially good are as follows: Sedums; we place this first because no rock garden is complete without some of the sedums. The following species are all good: Acre, Ewersii, Album, Sarumtosum, Stahli, Stotonifer roseum.

The Dianthus are perhaps next in order. Deltoides, plumarius, caecius and any of the other rock garden or alpine types are all very good.

We would not be without some of the Campanulus; Carpatica, Barbata and Rotundifolia and other rock garden types are excellent.

The Edelweiss is very much sought after and should be in every rock garden.

Among the newer plants which go to make up a well balanced rock garden are the sempervivum or house leeks. The cobweb types are the best, all the small types being the prettiest.

We must not forget myosotis (forget-me-nots) of which there are several species. The alpestris in blue, pink or white and pulastris are the best.

Nor would the rock garden be complete without thymus of which there are several very beautiful varieties. Thymus forms a thick carpet among the rocks. Also include some of the iberis or hardy candy tuft, and incarvillea or hardy gloxinia. Alyssum saxatile, phlox subulata, Tunica and Veronica should also be used.

Remember a rock garden is not a garden of rocks but a garden having the appearance of a natural rock formation in which are grown the different species of beautiful alpine plants.

Premium List--Fruit, Vegetable Flower Show

Annual Convention Wisconsin State Horticultural Society
Raulf Hotel—Oshkosh, November 13–14–15, 1929

Rules: All exhibits must be in place by 12 M on Wednesday, November 13. Judging will begin at 1:00 P. M.

Trays and plates will be furnished for fruit and vegetable exhibits.

County Fruit Exhibit

C. L. Kuehner, Sup't; J. G. Moore, Judge

Open to any County in Wisconsin. Opportunity will be given for display of signs giving name of County and growers with each county exhibit, which must be a separete display.

A County display will consist of 12 trays of apples from at least 5 *different growers.*

At least six trays must be of one or more of the following varieties: McIntosh, Wealthy, Northwestern Greening, Snow, Talman Sweet.

Best County Exhibit—Silver Trophy and $25.00.
2nd Best County Exhibit—Special Trophy and $20.00.
3rd Best County Exhibit—Special Trophy and $15.00.
4th Best County Exhibit—Special Trophy and $15.00
5th Best County Exhibit—Special Trophy and $15.00.
Each additional County Exhibit—$10.00.

Individual Fruit Exhibits

N. A. Rasmussen, Sup't.

SINGLE TRAY EXHIBITS

Trays and plates will be furnished

	1st	2nd	3rd	4th
1. McIntosh	Silver Trophy	$3.00	$2.00	$1.00
2. Wealthy	Silver Trophy	3.00	2.00	1.00
3. Delicious	$4.00	3.00	2.00	1.00
4. Northwestern	4.00	3.00	2.00	1.00
5. Fameuse (Snow)	4.00	3.00	2.00	1.00
6. Windsor	4.00	3.00	2.00	1.00
7. Wolf River	4.00	3.00	2.00	1.00
8. Salome	4.00	3.00	2.00	1.00
9. Westfield	4.00	3.00	2.00	1.00
10. Tolman Sweet	4.00	3.00	2.00	1.00
11. McMahon	4.00	3.00	2.00	1.00

PLATES

A plate consists of five apples

	1st	2nd	3rd
1. Pewaukee	$1.00	$0.75	$0.50
2. Baldwin	1.00	.75	.50
3. Plum Cider	1.00	.75	.50
4. Gano	1.00	.75	.50
5. St. Lawrence	1.00	.75	.50
6. Dudley	1.00	.75	.50
7. Scotts Winter	1.00	.75	.50
8. Grimes Golden	1.00	.75	.50
9. 20 Ounce	1.00	.75	.50
10. Golden Delicious	1.00	.75	.50
11. Wagner	1.00	.75	.50
12. Jonathan	1.00	.75	.50
13. McMahon	1.00	.75	.50
14. Wealthy	1.00	.75	.50
15. McIntosh	1.00	.75	.50
16. Delicious	1.00	.75	.50
17. Northwestern Greening	1.00	.75	.50
18. Fameuse	1.00	.75	.50
19. Windsor	1.00	.75	.50
20. Wolf River	1.00	.75	.50

21. Salome	1.00	.75	.50
22. Westfield	1.00	.75	.50
23. Tolman Sweet	1.00	.75	.50
24. Golden Russet	1.00	.75	.50
25. Willow Twig	1.00	.75	.50
26. Any other variety	1.00	.75	.50

Best display of five plates each of five commercial varieties.

1st	2nd	3rd	4th	5th
$10.00	$8.00	$6.00	$4.00	$2.00

Culinary Vegetables

H. C. Christenson, Superintendent

1. Best collection, not less than ten entries ---------- Nat'l Garden Bureau Medal and $3.00

2. 6 Blood Turnip Beets	$1.00	$0.75	$0.50
3. 3 Rutabagas	1.00	.75	.50
4. 6 Chantenay Carrots	1.00	.75	.50
5. 3 Winter Cabbages	1.00	.75	.50
6. 3 Red Cabbages	1.00	.75	.50
7. 6 Red Onions	1.00	.75	.50
8. 6 Yellow Danvers Onions	1.00	.75	.50
9. 6 White Onions	1.00	.75	.50
10. Largest Onion	1.00	.75	.50
11. 6 Parsnips	1.00	.75	.50
12. 1 Hubbard Squash	1.00	.75	.50
13. 3 Table Queen Squash	1.00	.75	.50
14. 3 Heads Celery	1.00	.75	.50
15. 3 Chinese Cabbage	1.00	.75	.50
16. 6 Salsify	1.00	.75	.50

GREENHOUSE GROWN

17. 3 Bunches Radishes	1.00	.75	.50
18. 5 Tomatoes	1.00	.75	.50
19. 3 Cucumbers	1.00	.75	.50
20. 3 Lettuce	1.00	.75	.50

FLORISTS PREMIUMS

Every other garden merit $2.00. Garden may be exhibited at State Garden and Flower Show in 1930.

1st	$20.00
2nd	15.00
3rd	10.00

	1st	2nd
Best Dozen Mums	$6.00	$4.00
Best dozen Roses	4.00	2.00
Best dozen Carnations	3.00	2.00

Garden Club Premiums

Mrs. R. H. Malish, Superintendent

Open to any organized garden club in Wisconsin. Exhibits should be put on by a committee representing the club. A club may put on any number of exhibits.

LUNCHEON TABLES

Hotel tables will be used. Exact size to be given in Oct. issue.

	1st	2nd	3rd	4th	5th
Best Luncheon Table	Silver Basket	$8.00	$6.00	$5.00	$3.00

Each addition table of merit, $2.00.

MINIATURE MODELS

Size of model 18x24 in., to represent back yard of home. May be made by joining two boards, 9x24 in. Garage and real wall of house can be use if desired.

Scale: ¼ inch equals 1 ft.

The idea of the model is to show plans for shrubbery planting, perennial borders, walks, gardens, etc., representing an ideal back yard.

Judging will be on the following points: 1. Scale. 2. Design. 3. Planting.

	1st	2nd	3rd	4th	5th
Best Miniature Garden	$10.00	$8.00	$6.00	$5:00	$4.00

W. A. SISSON ARRANGES LARGE MEETING ON FLOWERS NEAR TAYCHEEDAH

Next Meeting at Horicon

THE editor, together with E. L. Chambers State Entomologist, left the State Fair Thursday, August 29 to attend a meeting near Taycheedah, on Lake Winnebago, arranged by W. A. Sisson of Rosendale through the Home Garden Department in the Fond du Lac Commonwealth Reporter.

Almost 300 flower lovers and gardeners were present. It was one of the best outdoor meetings of its kind we have attended. Representatives from at least 10 of the nearby cities and villages were present. Many are interested in organizing garden clubs in their community.

Mr. Chambers found a number of plant pests and diseases on the flowers in the large garden where the meeting was held. He described the plant troubles and their remedies and also told about the work of his department in preventing the spread of plant diseases and insects in the State.

The editor spoke on rock gardens and told of the work of the Society and the organization of garden clubs in Wisconsin.

Mr. Sisson spent the balance of the afternoon in demonstrations on the cutting up of roots and bulbs of peonies iris, etc., describing how to properly plant these flowers. So great was the interest in these demonstrations that the people crowded around until he was obliged to stand on top of a table. We think this is splendid work and wish Mr. Sisson continued success.

In a letter just received from him he states that the next meeting will be held at Horicon on September 27th. All garden lovers are invited to attend.

Wisconsin Horticulture

Published Monthly by the
Wisconsin State Horticultural Society
119 E. Washington Avenue
Official Organ of the Society

H. J. RAHMLOW, Editor
Secretary W.S. H. S., Madison, Wis.
Associate Editors—E. L. Chambers, Mrs. C. E. Strong, Huron H. Smith, Prof. J. G. Milward, C. L. Kuehner.

Entered at the postoffice at Madison, Wisconsin, as second-class matter. Acceptance for mailing at special rate of postage provided for in Section 1103. Act of October 3, 1917, authorized July 15, 1918.

Advertising rates made known on application.

Wisconsin State Horticultural Society

Annual membership fee, one dollar, which includes fifty cents, subscription price to Wisconsin Horticulture. Send one dollar to Office of Secretary, Madison, Wis.

Remit by Personal Check, Postal or Express Money Order. A dollar bill may be sent safely if wrapped or attached to a card.

Postage stamps not accepted

EXECUTIVE COMMITTEE

Ex Officio

President, Vice-President and Secretary
A. K. Bassett.....Baraboo
L. E. Birmingham.....Sturgeon Bay
V. E. Brubaker.....Washburn
H. C. Christensen.....Oshkosh
M. S. Kellogg.....Janesville
James Livingstone.....Milwaukee
Wm. Longland.....Lake Geneva
W. E. Spreiter.....La Crosse
Mrs. C. E. Strong.....West Allis
J. F. Swartz.....Kenosha
H. W. Ullsperger.....Sturgeon Bay

DATES FOR SHOWS AND MEETINGS

WE WILL try to have a department each month devoted to *"coming events"* which will be printed on the editorial page in bold type. We are anxious to list all the horticultural events which may be of interest to Wisconsin readers and will appreciate if any of our members will send us dates for shows and meetings for this department.

As expressed by one of our members recently, it often happens that someone may be visiting in some town and by knowing of the meeting in advance could attend and meet other horticulturists as well as enjoy a program or show.

NOTES BY THE EDITOR

There were 205 present at the meeting of the Oshkosh Society at which the secretary spoke on August 5.

We are quite sure there will be a good attendance at the winter meeting in Oshkosh with such a local to back it up.

A 6:30 dinner, cafeteria style, opens the Oshkosh Society meetings. Then there is always a full program. That probably accounts for the large attendance.

For rock garden plants, we listed as our preference, different "alpine" or hardy species of Sedums, Dianthus, Campanulas, Sempervivum, Thyme, Myosotis, Iberis, Veronica and Primulas.

Two essentials for a good rock garden: 1. It must look natural. 2. It must have good drainage.

To learn how to make a rock garden, just start to build one all by yourself.

H. C. Christensen of Oshkosh has the largest planting of Regal lilies we have seen in the state. No doubt the Regals will continue to be our most popular garden variety.

Prof. J. G. Milward again conducted a very successful potato tour, August 5–10. Waupaca County interests gave the party a very fine welcome. At Antigo a large crowd gathered to discuss marketing problems.

Potato prices this year will make the growers feel better than they did last year. We hope however, that prices will not be so high that heavy planting will be stimulated, resulting in over-production again next year.

Iris having been planted in August, we can now consider the peonies. September is a good month to plant them. In this issue W. A. Sisson lists some good varieties to start with.

The officers of the State Garden Club Federation would like to have suggestions for the program at the convention in November. They hope to make the program so interesting that every garden club in the state will be represented.

Quack grass roots are most easily killed by sunshine. By harrowing or digging with a fork so the roots are brought to the surface they will be killed before winter sets in.

Fall is the best time to do this. In the spring the plant grows rapidly and harrowing does it good.

Now is the time to choose your dahlias for next year. Visit a flower show or dahlia grower and pick out your favorites in color and type.

Gladiolus should also be chosen at this time. You will be far more pleased next year with a few really beautiful spikes of named varieties in the colors you like best than with a large number of varieties of poor quality.

Plan now on attending the convention in Oshkosh November 13–14–15.

Begonia, primrose and geraniums will suffer from the use of peat and it should not be used on these flowers. Many other flowers, however, are benefited by peat.

Two good books have come to our desk during the past month. One is "Foundation Planting" by Leonard H. Johnson published by the A. T. DeLaMare Company, New York. It contains splendid pictures and diagram of proper and improper foundation planting. A descriptive text commends, criticizes and discusses all of the plantings shown. Illustrations of specimen evergreens and shrubs which may be used in foundation plantings are given, with de-

scription, giving the reader a clear idea of what the plant looks like.

Another book by the same publisher entitled "Water Gardens and Gold Fish" by Robert Sawyer and Edwin Perkins is a splendid book for teaching the art of growing waterlilies and other water plants and the construction of back yard ponds in a small way. It also contains a very good description of different varieties of gold fish, their diseases, foods and breeding.

Asparagus and its culture is the title of a bulletin just issued by the Massachusetts Agricultural College, Amherst, Massachusettes. It contains many fine illustrations on asparagus problems and is a bulletin that asparagus growers will find very helpful.

The bulletin states that asparagus seed, if sown as late as August 15th produces sufficient growth to live over winter with a light coating of litter or mulch. By this method a large amount of seed may be sown on a small area. Seed germinates in a few weeks and very little labor is required for weeding.

The following spring the roots may be transplanted in rows eighteen inches apart, two inches deep and four inches apart in the row. They will be of good size by fall and the roots may be graded very satisfactorily.

If the old raspberry canes are removed at this time any disease that they may carry is removed from the plantation and the old wood will no longer serve as a source of infections for the new canes. The new canes are also given more room to grow.

WHEN FRUIT JUICE IS NOT FRUIT JUICE

FRESH Apple Cider"! "Fresh Orange Juice, 10c per glass"! These calls were heard in different parts of the State Fair grounds during Fair week. We tried out some of these so called fruit drinks and found that they were not pure fruit juice and in one stand at least the drink was made from an artificial compound. This was in the case of apple cider. In the stand was a large cider mill and press with a few apples to give the impression that the cider was being pressed out right on the grounds. One of our fruit men tried to sell them some surplus apples he had at the fair and was told that they didn't use any apples. The few they had were just for show.

How long are we going to allow the money grabbers to sell artificial compounds and call them pure fruit juice. Of course the word "hydrated" appeared on the sign advertising the product but how many people know what "hydrated" means?

Fruit growers should get together and have a law passed prohibiting the use of the name of any fruit in connection with a drink or food product which does not contain a large proportion of pure fruit juice or fruit.

COMING EVENTS

Wisconsin Horticultural Society Convention — Oshkosh, November 13–14–15.

Wisconsin Garden Club Federation Convention —Oshkosh, November 13–14–15.

Minnesota Horticultural Society Convention — Minneapolis, November 19–22.

Michigan Horticultural Society Convention—Grand Rapids, December 3–4–5.

Amateur Flower Growers Meeting—Horicon, September 27.

THE ANNUAL CONVENTION

Horticultural Society and State Garden Club Federation to hold joint convention at Oshkosh August 13–14–15.

Read the October issue of this magazine and you will find a garden club and horticultural program for the annual convention guaranteed to please.

The fruit and vegetable growers will have a special program, fruit and vegetable show. Premiums for exhibits will be found in this issue. Prof. C. L. Kuehner expects a large number of counties to enter on the County Fruit Exhibit Class, so a good show is guaranteed.

The State Garden Club Federation will stage a separate program for flower lovers and gardeners. We expect the program to be so good that delegates from every garden club in the State will attend.

Premiums for Tables and Miniature Gardens

Notice the special prizes offered for the first time this year on luncheon tables and miniature gardens. These exhibits should create a good deal of interest as at least a half day program will be devoted to setting up and judging tables, shadow boxes and miniature gardens.

The minature garden may be exhibited again at the State Flower Show next spring, and perhaps also at the State Fair, so we hope a committee from each club will enter a model at the convention and then continue to work on it for the flower show.

Both the show and program will be held at the new Raulf Hotel in Oshkosh, which has splendid accommodations.

INDIAN HORTICULTURE

(Continued from page 4)

of the medicine to use no more than was necessary to attain their purpose.

Just a word to our Wisconsin friends who travel through the Indian reservations of the state. If you want to do them a service take along some seeds of your choice vegetables or flowers and have them ready to present to the Indians when you strike up an acquaintance with them. You will find that they are very glad to get this material and will very much appreciate it. In the language of Briggs, it may be the beginning of a beautiful friendship.

About the Home and Garden

MRS. C. E. STRONG, Editor, 877–79th Ave., West Allis

FALL GARDENS

I like the time of year
When bulbs are planted.
The garden, shorn of bloom
The year has granted,
Is cleared of fallen leaves,
I smell them burning,
Dust to the dust and flower
To root returning.

There is stillness that comes
When summer's over.
The plundering gold bee sleeps
And dreams of clover.
And birds have made long flights
On pointed wings,
And gardens know the peace
The black frost brings.

Then brown earth is turned
And bulbs are planted.
Ivory balls the sun
Has covenanted.
Saying that there shall be
On an Easter morning
Tulip and hyacinth
For Spring's adorning.

Here is a riddle for you,
Where do they find
Color and form and scent,
Rose petal lined
With amber and mauve and white?
How do they know
The mystical moment when
To overflow?

Wise men have thought and died,
Merchants paid and sold,
But no one has ever dreamed
Or bought with a bag of gold
Secret of sod and seed.
This ball I hold in my hand
Is more than the oldest man
Can understand.

LOUISE DRISCOLL.

DO YOU KNOW?

DO YOU know that you may increase your stock of Jersey Gem Violas by either cuttings or divisions? This is an excellent time of the year to cut off those leggy growths and place them in sand in a cool shaded cold frame. Cuttings root much more readily as the weather gets cooler than they do in hot weather.

If you prefer you may take part of your old plants and carefully separate them—replanting in well prepared ground. Keep well watered until they are growing nicely.

Which ever way you decide on, you will have a nice lot of young strong plants that will give you many blooms.

Strange to say however, the cuttings will be the first to bloom. Do you know that yellow tulips planted among your Jersey Gems will give a lovely color combination next spring?

Do you know that you will have less trouble with the damping off plague if you water your seedling plants in the morning or during the day instead of at night at this time of the year?

Seedling plants known to be hardy are better off if planted out in the garden in rows. They will escape the slugs and late cut worms and can be kept cultivated and growing so there will be strong healthy plants for the border in early spring.



Delphiniums in the Garden of E. C. Haasch, Wauwatosa.

FLOWER SHOWS AND A SCHOOL GARDEN CLUB

EVERY flower lover enjoys Flower Shows. I have attended a number this last month, all of the sort that gladdens the flower fan. There was one I was especially interested in because it was a Children's Flower Show and I had the honor to be chosen as Judge again this year. Yes indeed—this is the third or fourth time this honor has come to me, a real honor, for children are keen to note whether you are taking them seriously or if you just pass over their efforts lightly. They have improved wonderfully in their selection of flowers. The seed pods were few, very few, the stems were long, the vases were not crowded, they are learning about color combination, and these small boys and girls are the finest kind of exhibitors—real good sports. Not one cross look did that judge get, instead they either heartily agreed with her judgment, or else asked "What is wrong with

this boquet, or that basket?" You see I allow them to ask questions during the judging, else how would they know what to do or not to do at the next show.

They gleefully counted up the number of tulip bulbs they would get as prizes, and planned for a spring show. They also pledged themselves to work just a little harder next year, so the show would be much better. Both children and judge fervently hoped the season would be better, "just a little rain in August anyway".

There will be a new group of garden lovers in our town—I am sure of that, thanks to the School Garden Club.

Dear Mrs. Strong: Please do not think we are trying to monopolize your department, but we are really very proud of our Delphiniums.

For twenty years Dahlias were my first choice, Glads second. Then we came to see your garden in Delphinium time. Right then and there I said, "I am going to grow Delphiniums too!" The picture shows I kept my word. As for favorites—why I am pretty much on the fence now.

—E. C. HAASCH,
Wauwatosa, Wis.

NOW

NOW is the time to order those Peonies that you have been wanting. Now is the time to order Tulips, Daffodils, Crocus, Narcissus, Hyacinths, Scillias, Grape Hyacinths. All the bulbs you have said you were going to have some day, you will have if you order some now, some more another year—and so on.

Order shrubs now, when the fall rains come, the shrubs will be settled down ready to start growing in the spring. Remember how it rained and rained and rained some more last spring? Some of those shrubs never did get planted.

It is a very good time to make over those borders now, instead of waiting until next spring. You can see just how things will look, they too will be nicely settled with the fall rains, ready to do their very best when the spring sun shines.

PLANT DOCTOR NOTES

R. E. VAUGHAN

SPRAY time is about over for this year. Plan now for clean-up time. Hollyhock rust lives over winter on old leaves and stems. Cut the stems and burn with the dead leaves.

Snap dragon rust can be considered in the same way as hollyhock rust. This is also true of any diseased plant refuse.

Colloidal sulphur with lead arsenate makes a fine dusting material for hollyhock rust or rose black spot early in the season. It is too late now.

Rose mildew is easily spread by the wind where plants are over crowded. Don't be afraid to use the rose shears.

Delphinium stem rot makes weak plants. Pinch out crowding suckers to let in the light and air.

It is a good time now to check over the berry bushes. If mosaic shows up in the "reds" dig out the diseased plants and carefully remove from the patch and burn. Mosaic is spread by lice. Be careful they don't drop off while carrying the pulled-up plant to the fire. If too many diseased plants are present, better start all over again with clean plants in a new location.

Have your blackberries been running out? Look at the base of the stems and roots for crowngall. This is a bacterial disease that has caused a lot of damage. There is no control except digging out infected plants.

Digging infected plants is the only way to handle red rust on blackberries, red raspberries or black caps. It is most prevalent on blackberries.

Strawberry root rot is responsible for a good lot of trouble with this important crop. Investigations are under way but results are slow in coming. Meanwhile, see that there is a plentiful supply of humus in soils to be used for strawberries. Feed the plants liberally. Use plenty of water. If cover is used, don't be in a hurry about removing it in the spring. Don't fruit a bed more than one or two years.

Build next year's garden plants on the best experience of this year. A note book is a good reminder. Use it freely as often as desired.

NORTH DAKOTA NOTES

A. F. YEAGER

Keep all nubbins off the cucumber vines. One stunted ripening cucumber will prevent the forming of any good ones.

We are asked why spring planted peonies are not making vigorous growth. Spring planted peonies cannot be expected to do much the first year. If it makes a few leaves it is all one can expect. More than that is likely to take at least two more years, to get a plant of blooming size.

Letters have arrived asking whether potatoes which had the blossoms hailed off would produce any tubers. Blossoms are not necessary for tuber formation but plenty of good healthy leaves are.

Tulip bulbs may be moved at any time now. If you have been having diseased plants, as one member reports, we suggest throwing away the poor bulbs and treating the others with Semesan or corrosive sublimate before replanting.

Do not cultivate potatoes or any other crop deeply this late in the season, in fact most experiments show that all that is necessary is to keep weeds down.

STATE GARDEN CLUB FEDERATION NEWS

MRS. R. H. MALISCH, President; Hales Corners
MRS. C. W. VAUGHN, Vice-president; Madison
MRS. A. W. SPERBER, Sec'y–Treasurer Hales Corners

DAHLIA TIME IS HERE

SEPTEMBER is the month for dahlias. Do not miss visiting some good dahlia grower who has a number of good varieties in order to see this beautiful flower at its best.

During the latter part of August we had the pleasure of visiting the dahlia gardens of J. T. Fitchett, Janesville, who has a great many of the best varieties. Here we could see in full bloom the varieties that we knew would beautify our own back yard. Jersey Beauty and Sagamoore are especially good.

The best thing about the dahlias is that it blooms from the latter part of August until frost, a good plant giving a large number of fine flowers. In fact, one could not buy the blooms from one plant for the price being asked for some of the best roots.

Straw may be treated and made into a good fertilizer, especially for the florists and gardeners. Experiment stations are now in position to furnish any grower with the formula for making up the proper ingredients for treating the straw. It takes from three to six weeks for it to become a good fertilizer.

MAKE THE LAWN NOW

SPRING is not the best time to make the lawn though most all of our lawns are made at that time according to F. F. Rockwell in the August issue of the "Country Gentleman".

Mr. Rockwell further states that there are a number of other bad practices in lawn making and lawn keeping among which are: the application of lime; it is usually best never to use lime on the lawn. The lawn should not be top mulched or top dressed with manure in winter or early spring; it is not desirable to stop cutting the grass early in the fall; digging out the leaves of the dandelion is not the best way of getting rid of them.

Weeds in general are not the cause of poor lawns; it is the poor lawn that causes the weeds.

Poor seed is one but not the most common cause of failure; nine failures out of ten have nothing to do with the seed.

Hard raking, forking or spiking is often injurious. Deep preparation of the soil is not essential.

Sheep manure is not the best for fertilizer for lawns. It has its value but its use is only one sided.

A good lawn can be made on almost any soil and under almost any conditions.

If the lawn is made in early September a thick mat or turf may be established before the great majority of lawn weeds sprout in the spring. This will prevent the weeds from getting a chance to start.

The biggest reason for weeds is a poorly nourished turf and an alkaline soil. With proper feeding and the avoidance of the use of lime it is possible to have a practically weedless lawn.

The soil must have a supply of humus or it will dry out.

THE LAKE GENEVA SHOW

THE 25th annual Horticultural Exposition given by the Lake Geneva Garden Club and the Lake Geneva Gardeners and Foremans Association at Horticultural Hall, Lake Geneva on August 16th and 17th was one of the best exhibits of its kind we have ever seen.

The outstanding feature of the show was the high quality of all the exhibits. The flowers were of unusual quality and size, the bouquets very well arranged and the entire exhibit of outstanding beauty.

Some very fine shadow boxes and luncheon tables were featured. Gladiolus were probably the outstanding flower exhibited with many varieties of perennials and annuals completing the display.

A rock garden had been built by Axel Johnson and Sons of Williams Bay in which some of the best varieties of rock garden plants were shown.

Mr. and Mrs. J. T. Fitchett of Dahlia Gardens, Janesville were present with an exhibit of some of the most beautiful varieties of dahlias.

In addition to the beautiful flowers there was an outstanding exhibit of vegetables, honey, chickens, dairy and farm products. Another exhibit of unusual merit was the collection of wild flowers and low-land, or bog plants, in which were shown some very beautiful specimens.

The admission charged to see the exhibit was 50c per person, the proceeds of the show being used for the support of "Holi-

day Home" which is a home for poor children of Chicago who are given a week's outing in the summer. It is supported by Lake Geneva people.

An unusually large crowd attended the show.

MADISON CLUB HAS SUCCESSFUL SHOW

ONE of the best fall flower shows ever staged by the Madison Garden Club was held in the Capitol Rotunda August 17th and 18th. There were 120 different classes of flowers on the premium list. Walter Miller of Sun Prairie and Geo. Morris of Madison were the judges.

The show committee consisted of Mrs. Fred Wilcox, Mrs. W. H. Milward, Mrs. Frank Schoen, Mrs. C. L. Dean, Mr. V. S. Bond and Mrs. Scott Mackay. Several commercial exhibitors made displays, among them being W. A. Toole of Baraboo who exhibited a complete line of perennials and rock garden plants, Walter F. Miller of Sun Prairie with a full line of gladiolus, and Anderson Bros., of Madison with perennials.

The attendance at the show was unusually large. On Sunday the Capitol Rotunda was packed. In the opinion of the committee it was the largest crowd that had ever witnessed a Madison Garden Club Show.

No doubt interest in flower shows was stimulated by the State Garden Club Federation Flower show held in the Laraine Hotel in June.

ROCK GARDENS DISCUSSED AT OSHKOSH MEETING

MISS FLORENCE WINCHESTER
Secretary

THE Oshkosh Society met at the home of Mr and Mrs. George Miller on the Omro road on the evening of Aug. 5.

After a delicious supper, our President, Mr. Geiger called the meeting to order. A fine musical program of vocal and violin solos and duets, had been prepared, and an orchestra and a vocal quartette favored us with some excellent numbers.

Mr. and Mrs. Ernest R. Vader were voted into the Society. Mr. N. A. Rasmussen spoke of the Winter meeting of the State Society which will be held in Oshkosh in November. Our local Society will do everything possible to make this a most successful meeting.

The Society had as its guests Mr. and Mrs. H. J. Rahmlow. Mr. Rahmlow gave a very interesting and instructive talk on "Rock Gardens". He told how to make a Rock Garden and the kind of plants to use in it.

The September meeting is the corn roast to be held at the Wm. Nelson home.

SUM-MER-DEL CLUB HAS WONDERFUL SHOW

DEKOVEN Hall, central building in the stately group of St. John's Military academy, Delafield, served as exhibit room for a marvelous collection of flowers, at the annual shaw of the Sum-Mer-Del Garden club, Friday afternoon and evening.

Four tables extended the length of the hall, and on these were placed vases and bowls and baskets of flowers of the most varied description, practically every single bouquet containing blooms which awakened the admiration of the beholder. More than 300 exhibits were there, most of them from members of the garden club. Containers were judged as well as flowers, single specimens as well as groups, bridge tables suitable decorated for a chummy party of four window boxes.

Judges were Mrs. Frederick Fisher, president of the Garden Club of Illinois; Professor Franz Aust, U. W.; and Alfred Boerner, Milwaukee.

OSHKOSH SOCIETY HAS CORN ROAST

THE annual corn roast of the Oshkosh Horticultural society which was held at the home of William Nelson, just off the Omro road on Wednesday evening, Aug. 21, was largely attended. A supper was served on the lawn of the home. Later in the evening the business meeting was held. H. L. Christensen called the mmeting to order. During the meeting a huge bonfire was lighted. The members discussed the advisability of having a booth at the Winnebago county fair. Mrs. Ward B. Davis was elected chairman of the committee which is to have charge of the booth at the fair. Community singing was also enjoyed. This was led by Mrs. Clyde B. Terrell, with Miss Anna Christensen at the piano.

An interesting account of the convention of the Horticultural society which was held at Sturgeon Bay, was given by N. A. Rasmussen. Mrs. William Nelson gave a short talk on her trip to California. Every one was urged to visit the horticultural building at the state fair. There were over 150 members and guests present at the corn roast.

KENOSHA SOCIETY HOLDS ANNUAL MEETING

C. M. FINDLAY, of Kenosha, who is in charge of the sunken gardens at Lincoln park, was elected president of the Kenosha society, Tuesday evening at its annual meeting. Forty-three members of the society from Kenosha and Kenosha county were in attendance at the meeting.

Other officers elected were: Mrs. F. J. Ripley, Kenosha, vice-president; Vincent Frantelle, Somers, secretary-treasurer. All have been active in the work.

Much enthusiasm in the activities of the organization was displayed at the meeting. The purpose of the society is to encourage the raising of flowers and the development of flower gardens.

Many members of the society expressed their intentions of entering exhibits in the coming flower show to be held at the Kenosha court on September 5th and 6th. This is the annual show staged at Kenosha county.

Mrs. Marken of Sommers won the prize offered each month by the society for the best bouquet exhibited of the meeting of the organization. Her exhibit was a beautiful spray of delphinium.

(Continued on page 24)

Apple Grades and Apple Grading

MELVIN A. RUSSELL
Associate Regional Supervisor, Fruit and Vegetable Inspection Service
U. S. Dept. of Agriculture

This topic was presented by Mr. Russell at our Convention in Milwaukee.

"Even in recent years I have seen barreled and basket apples that make me wonder if what is below the 'face' doesn't help sell Northwestern boxed apples," is a significant statement.

All growers should write the Bureau of Markets, State Capitol, Madison, for a copy of the grades.

WITHIN the lifetime of practically everyone in this room, a sweeping change has taken place in the distribution or marketing of perishable farm products. When our fathers or our grandfathers were young men the marketing of fresh fruits and vegetables was a comparatively simple and a comparatively local matter. These products were with very few exceptions produced within hauling distance of the consuming market.

Under this simple system of marketing the producer and consumer were very close together. Much of the supply of fruits and vegetables was sold direct to the housewife by the farmer. The interposing of more than one dealer, the retailer, between producer and consumer was the exception rather than the rule. The product was commonly in the hands of the consumer the next morning after the day it was harvested.

Immense changes in our country and our methods of living have taken place since those days. One change has forced another, and it is difficult indeed to put one's finger on one or two definite causes and say that this is the thing or that is the thing that has brought such a revolutionary change in our marketing of perishables. But among other things, certainly the development of the refrigerator car has been one of the biggest factors. Shippers of perishables are now so dependent on refrigerator cars that if the use of these cars were completely withdrawn for a fortnight at any period of the year, it would certainly demoralize our system or marketing perishables and bring about a condition in our large cities closely approaching famine. And yet the refrigerator car was not successfully used for marketing fruits or vegetables, even experimentally, until 1888, and did not come into common use for these products until after 1905.

Other factors which have obviously contributed toward the change in marketing methods are the shift in population from country to city and the attendant rapid growth of our cities, the improved rail facilities (other than the refrigerator car) for marketing of perishables, and the change in the diet habits of the average American family. And the effect of all these changes is that the producer and consumer of fruits and vegetables have inevitably been placed farther apart, and it became necessary that there be some person or some agency at the point of production to consolidate the product of many farmers into a car load, also a car-lot received at the market end to receive and break up the car load and divide it up into quantities which the retailer or the small wholesaler could handle. Under these changed conditions producer and consumer seldom came in contact with each other, and even the shipper of carload lots seldom had opportunity of personal contact with the wholesaler who bought these shipments in the various markets.

One of the natural outcomes of the change in the marketing methods outlined above has been a demand for improved methods of grading and the development of a common language. Twenty years ago fresh fruit and vegetables were given only such grading as the grower or shipper thought necessary. Some were thorough and conscientious, while others were the opposite, and there were almost as many different "Fancy's" and "No. 1's" and "A Grades" as there were packers and shippers. This condition applied quite generally to all fruits and vegetables and it certainly was especially true of apples.

In 1912 a United States Apple Grading Law was passed which was commonly known as the Sulzer Bill. Probably many of you recall it. No doubt its sponsors felt that the matter of apples grades was well on the way to solution with the passage of this bill. But this did not prove to be the case. Such terms as "well grown specimens" "good color for the variety" and "Practically free from insect and fungus injury" left room for wide differences of opinion as to the interpretation of the grade, as these terms were not defined. Under this law the use of the grades was optional. It was thought that the "Standard Grade" established would become generally used, but as a matter of fact it came to be used very little. But we must give the Sulzer Bill credit for being a worthy effort in the right direction. Among other things it fixed the size of the standard apple barrel.

Shortly after the passage of the Sulzer Bill, some of the apple producing states became interested in having a more definite grade or set of grades. In the years 1913 to 1923 a number of

states in the so-called "barreled apple sections" passed apple grading laws. Notable among these were New York, Michigan, Virginia, West Virginia, and Illinois. And I am not overlooking the fact that in 1921 the State of Wisconsin adopted a set of grades. Most of these sets of grades were built around Standard A and Standard B grades and most of them had one or more other grades such as "Fancy", "Orchard Run", "Undergrade", or "Unclassified". In general these state grades were an improvement over the Standard Grade of the Sulzer Bill in that they provided more definite specifications as to color and more exact interpretations of the terms used in the wording of the grades. In New York state and later in Michigan and Wisconsin the use of the state grades was made mandatory and the "Standard A" and "Standard B" grades of these states become well known commercially. But there were still many apple producing sections for which no adequate grades were provided and the variations between the specifications of different states were tending to complicate matters for the dealer.

Federal apple grades based on careful investigation were not promulgated until about 1921. These grades were somewhat similar to the A and B grades of New York, Michigan, and Wisconsin but were designated U. S. No. 1 and U. S. No. 2 instead. It was soon found that these grades were not perfect as none before them had been. So the U. S. Grades have undergone at least two revisions since they were first written. Further revision may be necessary, but in general the present grades are practical and definite. They are gradually becoming the accepted standards for apples packed in barrels or baskets. They have been adopted as official state standards by several states, including *Wisconsin* and New York. In general we feel that the development of these grades has provided a common measure of quality which has greatly facilitated the marketing of eastern and mid-western apples.

Before going into a brief explanation of the requirements of the grades themselves, it might be well to mention a few facts or principles which seem to pertain especially to all grades for fruits and vegetables, including apples:

1. It is impracticable to use a large number of grades as for grain. Consequently, we have about two grades into which any given lot of apples will usually be divided. Considerable range is permitted in each grade, as the grade specifications are a sort of line or minimum below which the product may not go, with no limit as to how much above this minimum it may go.

2. Any grade on this kind of product is a sort of compromise between what the producer would like to sell and what the consumer would like to buy. We hear frequent complaints from producers that our grades are to rigid on this or that point; and from the receiving wholesaler in the markets frequently comes the complaint that our grades are too liberal, "that most any old apple will go in U. S. One". The receiver, of course, simply reflects the demand of the consumer. Obviously, the grades do not and cannot exactly suit everyone. That seems too much to hope for at this time.

3. Every grade which contains definite quality and size requirements, must make allowance for the fact that under commercial grading conditions perfection cannot be attained. This is done by the provision of what is called a tolerance, or small amount that may be below the specifications of the grade as a whole.

Many question confront the grower or shipper who wishes to make use of the U. S. Grades. Some typical ones are as follows: Shall I use the U. S. Fancy Grade or allow the Fancy apples to go in U. S. No. 1? Shall I ship all sizes together or separate into two or more size groups, and how much size range is desirable in a given pack? Is it good policy to put all the reddest and most perfect apples in the facing?

Regarding the Fancy grade, I might say that it was included because there was some demand for it on the part of packers who thought U. S. No. 1 a very ordinary grade. In actual practice, however, few find it desirable to use so high a grade. In most instances the percentage of Fancy apples is not large enough to make it worth separating from the No. 1. It should also be kept in mind that the inclusion of a certain amount of apples in a No. 1 grade which are really of fancy quality greatly improves the No. 1 grade.

How many sizes to pack? This is not an easy question, but in general a pack including apples varying much over ½ inch in diameter appears irregular and makes the smaller apples appear smaller than they really are. For example a 2½ inch apple looks very small beside a 3¼ inch one, but in company with 2¾ inch apples it shows up more favorably. Whether or not it is practical for you to separate into two or more sizes will depend largely on equipment. This is easy to do with a mechanical sizer, but much more difficult if sizing must be done by hand. Hand sizing must usually be confined to the removal of apples too small to be shipped, all remaining sizes going together in the grade.

Does the Face Sell the Package?

Now as to this matter of facing, I want to state that about twenty years ago I did my first apple packing, and the watchword seemed to be "It's the face that sells the barrel". And as I recall some of the apples that went in below the facing I wonder if that kind of packing ever sold very many barrels. And

even in recent years I see some barreled and basket apples that make me wonder if what is below the face doesn't help to sell Northwestern boxed apples. Now in all seriousness, is there any reason why the facing of a barrel or basket of apples should not fairly represent the entire package? Of course, apples of reasonably uniform size are needed for facing, but I can see no reason why the facing should average larger or redder than the remainder of the package. In this day and age I seriously think that the packer who overfaces his containers hurts himself for more than he can hope to profit, if he stays in the apple business.

Editor's Note: The Wisconsin grades are the same as the U. S. grades. Every apple grower should have a copy of these grades, which may be obtained by writing the Bureau of Markets, State Capitol, Madison.

As it will be more convenient to have them in booklet form, we are not including them here.

GARDEN CLUB FEDERATION NEWS

(Continued from page 21)

MILWAUKEE SOCIETY MEETING

THE Milwaukee County Horticultural Society held its regular meeting in the Trustee's Room of the Public Museum on Tuesday, August 27th. The meeting was opened by Mr. James Livingston in the absence of the President and Vice-president.

The members decided to hold their Fall Flower Show in the Public Museum on Sunday, Sept. 8th.

The subject for the evening's program was "The Flower Show."

Mrs. Polacheck told us how to select and get the flowers ready for a show. Mrs. Haasch explained the arranging of a mixed bouquet, and gave us several good points on Table Decorations.

(Continued on page 30)

Cranberry Growers Hold Annual Meeting

NEARLY 100 Wisconsin cranberry growers, members of the state association met at Nekoosa, in their annual summer meeting Aug. 13. In addition to the association meeting, the Cranberry Sales company directors also held a meeting at which A. U. Chaney, New York City, head of the organization, gave a report of crop conditions, which reveals that while the Wisconsin crop shows a slight decrease from last year's total, the crop in the country will be a trifle larger.

The morning session of the growers' meeting was called to order by A. B. Scott, Warrens, association president, who gave a short talk. He was followed by Congressman E. E. Browne, Waupaca, who stressed the importance of the cranberry industry in Wisconsin and outlined the part the federal government is already taking in cooperating with the growers. He gave assurance that this cooperative work by government agents would in all probability be increased within the near future.

W. A. Duffy, Madison, commissioner of agriculture, was the next speaker, and talked interestingly concerning the state's new work of making a "land inventory," which, up to 1928 had covered only about one million of the state's 35 million acres of territory. A new appropriation just voted by the legislature will permit the carrying on this work with much greater rapidity, covering from one and a half to two million acres per year, the speaker assured. The value of this work is inestimable in that when completed it will enable a close estimate of the crop possibilities, in each of the many sub-divisions of agriculture activity. There are as yet, Mr. Duffy declared, from 10 to 12 million acres undeveloped in the state.

Enjoy Social Luncheon

A social luncheon, according to custom donated by the Wood County National bank, followed the morning program. As usual, this social hour was greatly enjoyed by the association members. Great interest was shown in a distinguished visitor from New Jersey, Miss Elizabeth White, Witesbog, N. J., who had with her a little jar of blueberries, each of which were the size of an ordinary cherry. Experimentation which she has carried on during the past 18 years has developed the size without destroying the flavor of the berries. Miss White was one of the speakers in the afternoon meeting, and related her experiences in the work of "Burbanking" this tasty fruit, which is a profitable cranberry marsh by-product.

Other afternoon speakers were E. L. Chambers, Madison, state entomologist, who told of the work which is being done by state agencies to protect cranberries from destruction by insects and parasitic life. Charles S. Beckwith, Pemberton, N. J., cranberry specialist, not only explained the method by which the New England growers handle the "false bloom" situation, but also explained the use of fertilizer on the eastern cranberry bogs. L. B. Rogers, state cranberry expert, Wisconsin Rapids, read a paper relative to the work he is doing in the cranberry territory.

Chaney Gives Crop Report

A. U. Chaney, New York City, head of the Cranberry Sales company, gave a general resume of the crop situation. The New England crop indications are for an increase of about 10 per cent over last year, he stated, which will more than make up for a

slight decrease in Wisconsin grown cranberries. The local crop, which is about eight or ten per cent of the national production, was injured by an early frost and also to some extent by the frost in July. However a considerable number of local marshes will show both an increase in production and quality. The estimate for Wisconsin's crop in 1929 is 38,000 barrels.

Officers of the growers' association are A. B. Scott, Warrens, president; Guy Nash, Wisconsin Rapids, vice president, and Miss Clare Smith, R. F. D. 3, Wisconsin Rapids, secretary and treasurer. About noon a "frost warning" was received over Western Union by Local members, and a considerable number of the growers who live some distance away were thereby compelled to leave before the afternoon session.

A NEW CRANBERRY MARSH BY-PRODUCT

AT THE summer meeting of the Wisconsin Cranberry Grower's Association, August 13, a distinct novelty was introduced by Miss Elizabeth White, of Whitesbog, N. J., who brought a message from the New England field which should be of tremendous interest to Wisconsin cranberry bog owners. Miss White, some 18 or 20 years ago, became interested in developing the wild blueberry, and has, she claims, increased its size tenfold without in the least destroying the flavor of the berry.

Wisconsin is one of the few states in the nation which contains land suited to the culture of cranberries. For many years they grew wild here and it is only recently, if one thinks in centuries, that they have been developed into a "tame" and enlarged berry. Now, however, the cranberry industry, undeveloped as it yet is, compared with the suitable land acreage in the state, comprises one of Wisconsin's important industries, upon which is lavished annually a tremendous amount of effort, thought and money, in order that these much prized berries shall become each year of a finer and more palatable quality.

However, it costs a lot of money to create and develop an efficient cranberry bog, it also takes several years before it is possible, even under the most favoring conditions, to make a bog profitable, and generally speaking, ten years is a short development period. For this reason, no one without money, patience and a capacity for hard work, can reasonably expect success in the cranberry field. It will be a wonderful addition to profit possibilities if blueberries, even though not developed to the size shown by Miss White, can be made to grow in commercial quantities on the present cranberry marsh lands.

The patience and intelligence shown by Wisconsin cranberry growers, not only in searching out the best possible methods of growing and developing the berry, but also in adhering to a cooperative marketing plan, by which the price has been stabilized and the sale of berries in the world remarkably increased, is something which is distinctly worthwhile, and there seems no reason why a largely increased source of revenue cannot be found in a by-product like the blueberry. Already some of the marsh owners have been finding in the sphagnum moss, a profitable by-product, and the addition of blueberry culture would be another opportunity to use the marsh lands, arid so far as usual crops are concerned, as a source of considerable additional income.—Wis. Rapids Daily Tribune.

BY THEIR FRUIT YE SHALL KNOW THEM

(Continued from page 6)

from Governmental Agencies. These opportunities are presented to all farmers in all commodities grown on the farm. The necessary co-operative marketing machinery must be set in motion to take advantage of existing opportunities. We as farmers, must forget our independent self righteous attitude and sometimes admit that our neighbor may be half right in the argument. Lets give and take, and be not like the Scotchman who stated "he was willing to be convinced, but as yet had never seen the man who could convince him."

Remember that 3,000,000 American farmers are now members of successful co-operatives, doing billions of dollars in business yearly. There have been co-operative failures just the same as there have been many bankruptcies in private business. When a farmer co-operative fails it is magnified a thousand fold. Private business failures are so numerous in large cities that no one except creditors pay any attention to them.

CHAIN STORES MAKE CO-OPERATIVE MARKETING NECESSARY

"CHAIN stores and cooperative buying organizations of retailers offer the most efficient means of distribution of farm products but unless the producers are well organized there will be a tendency on the part of these stores to bear down prices below the actual cost of production," said Dr. MacKenzie Stevens, Department of Cooperative Marketing of Louisiana State University at the Annual Cooperative Marketing Institute held at Baton Rouge, Louisiana.

Not only are the chain stores increasing their volume of purchases but independent groceries are organizing centralized purchasing agencies for the purpose of securing reduction in prices which large volume purchasing naturally brings, said Dr. Stevens.

Chain store sales in the United States at present are 3 billion dollars annually or approximately one-third of all the retail grocery sales in the country and such stores are increasing rapidly. Today there are 75 thousand chain stores.

The chain store represents effectively the consumers side of the market. The producer can protect himself only by organizing effectively on the producers side. But after adjustment is made in chain store methods, it probably will be found that the more efficient system of distribution that the chain store has brought into being will have reduced the middle man's margin and that eventually a part of this will have reached the producer.

The use of price leaders, the direct purchase from individual producers and the extensive use of strong bargaining power are the policies most dangerous to agricultural cooperators, said Dr. Stevens.

Standard Containers for Fruit

The U. S. Standard Container Act of 1928

L. C. CAREY

THE second Federal Standard Container Act was passed by the 70th Congress and approved May 21, 1928. This law supplements the Standard Container Act of 1916, and completes the standardization of all hampers and baskets used for fruits and vegetables.

The standards fixed by the Standard Container Act of 1916 are 3 sizes of berry boxes, namely, ½ pint, 1 pint, and 1 quart, and 3 sizes of Climax baskets—of 2, 4, and 12 quarts capacity. Under this law the sizes of till baskets, sometimes called repacking baskets, were reduced to 4 standard sizes—1, 2, 3, and 4 quarts.

The Act of 1928 established nine standard sizes of hampers and round stave baskets, which include the straight side or tub baskets now so popular. These standard sizes are the ⅛, ¼, ½, ⅝, ¾, 1, 1¼, 1½, and 2 bushels. Only 6 standard sizes of splint or market baskets were established; namely, the 4 quart, 8 quart, 12 quart, 16 quart, 24 quart, and 32 quart. These standard sizes are now in effect, but no penalty may be imposed for the use of non-standard containers of these types until November 1st, 1929, the intervening time being allowed for the disposition of all such non-standard containers.

The Act of 1928 differs from that of 1916 in several respects. It is a weights and measures law and as such is equally applicable to local or inter-state transactions and inter-state commerce, whereas under the 1916 Act federal jurisdiction applies only to containers which move across state lines.

The 1916 law prescribe the dimension specifications of Climax baskets but makes no provision concerning the shape or form of the other containers affected, while the new law does not prescribe dimensions, it does require that the manufacturers of hampers, round stave, and splint baskets submit their individual specifications to the Secretary of Agriculture for his approval. In order to safeguard manufacturers against arbitrary decisions the Secretary is directed to approve such specifications if he finds that containers made in accordance therewith comply with the capacity provisions of the act and are not deceptive in appearance. This provision will give the Department a record of the specifications used by every manufacturer of these three types. This provision also gives us an opportunity to do away with containers which, while not incorrect as to capacity, are so constructed as to make people think them larger than they really are.

"Any manufacturer who on Nov. 1, 1929, finds himself in possession of non-standard containers has simply so much kindling wood on hand", is the significant statement Mr. Cary makes in this paper which he presented at the Annual Convention of the Horticultural Society.

This article explaines the new law in detail. Both growers and shippers are effected by the act, as the sale of fruits or vegetables in non-standard containers is prohibited after Nov. 1st.

The regulations promulgated under the act forbid the changing of the dimension specifications approved for any container without securing the prior approval of the Department. They further require that manufacturers of containers coming under the act shall secure prior approval of specifications before obtaining forms for their manufacture.

In view of this new and unusual provision it has seemed only fair that manufacturers should be given some evidence that their specifications have been approved and should be allowed to indicate this fact on their containers. Accordingly, the regulations provide that dimension specifications which are approved will be specifically certified by the chief of bureau and that the certificate will bear an identification number which may be used by the manufacturer in making containers covered by the certificate. It must be understood that there is nothing compulsory to such marking. However we hope that manufacturers will see fit to adopt the system of marking proposed in order to bring about uniformity in this respect and we hope that such States as have occasion to adopt marketing requirements will give consideration to the adoption of this uniform method.

The requirement that manufacturers submit specification for approval has resulted in a great deal of extra work and it probably will be some time before the final certificates of approval will be issued. We have had some difficulty in securing as large a proportion of responses as we should have to our requests for specifications. Many manufacturers seem to be laboring under the impression that this requirement is unreasonable and unnecessary and have been ignoring it. Unfortunately for such manufactur-

ers, the law is plain and mandatory on this point and if they fail to secure approval of their specifications prior to November 1, 1929, we shall have no other choice than to proceed against them under the law. Some manufacturers not only have submitted specifications but these specifications agree closely with measurements of other baskets taken as a result of sufficiently recent tests. Where this is true and the tests have shown baskets of satisfactory capacity we are issuing letters indicating tentative approval of their specifications.

The Standard Bushel

We have had the U. S. standard bushel for something like 92 years. This bushel was established in 1836 by the Secretary of the Treasury under authority of joint resolution passed by Congress, and its capacity, 2150.42 cubic inches, has been confirmed by implication in several laws. The new Standard Container Act definitely sets forth the capacity of a bushel, and this provision has one rather interesting effect. You all are more or less familiar with the weight-per-bushel laws which are on the statute books of three-fourths of the States. Most of you who have given any thought to these laws know that there is a wide variation in the weights established by the different States for the same commodities and that many weights so established are entirely out of line with the actual weights of the commodities in question. We have such variation, for instance, as 28 pounds in one State, and 56 in another, for green beans. Then there is the weight for sweet potatoes, which varies from 50 to 56 pounds whereas a bushel of kiln-dried sweet potatoes will seldom run over 42 to 45 pounds. The provision of the new law establishing the capacity of the bushel reads as follows:

"For the purpose of this act a bushel, standard dry measure, has a capacity of 2150.42 cubic inches."

The Solicitor of the Department has expressed the opinion that this provision makes inoperative State weight-per-bushel laws so far as fruits and vegetables packed in containers standarized by the Act are concerned. It seems obvious that if for the purpose of the Act a bushel has a certain capacity then a weight requirement cannot also be imposed. This whole subject of weight-per-bushel is one on which there has been too much confusion and not enough clear thinking. There has been a tendency on the part of many to confuse sale by weight bushel with sale by weight. I cannot see that they have anything in common. Sale by weight is an exact and scientific method. Sale by weight bushel is an attempt to make a farmer deliver as a bushel a certain number of pounds which in most cases a bushel of the given commodity could never weigh.

One of the first States to give serious consideration to this matter was Massachusetts. After many years of using so-called bushel boxes of all sorts of capacities on the Boston market the State established a standard bushel box. Shipments in these boxes into other New England States met with trouble because the weight contained did not agree with the weight-per-bushel laws of the other States. The State authorities conceived the idea of ascertaining correct weights per bushel and then endeavoring to secure the adoption of a uniform schedule by all of the New England States. An unprejudiced commission was appointed and many weighings of fruits and vegetables were made. These weighings clearly demonstrated to the commission that any attempt to assign a fixed weight to a bushel of any given commodity was unscientific and impractical. Accordingly, they recommended the adoption of, and the State Legislature did adopt, a law providing for the sale of farm products by weight or numerical count except when in the original standard container.

This law further provides that where a wholesale merchant has to repack the original container then the sale must be by weight. In other words, it permits the farmer to make his sales by containers, but requires that when these containers are broken for re-sale such transactions must be on the basis of weight or numerical count.

In closing, I wish to mention two misconceptions under which some seem to be laboring regarding the effect of the new law. First, there seems to be an idea on the part of some that manufacturers may continue to make non-standard baskets up until November 1, 1929, and that any baskets made prior to that date may be disposed of after that time. This is emphatically not the case. Any manufacturer who on November 1, 1929, finds himself in possession of non-standard containers has simply so much kindling wood on hand.

Second, there seems to be an idea that a grower or shipper, or anyone else, who has bought non-standard baskets and has them on hand on November 1, 1929, can use them. This also is not the case. Such baskets cannot be used for selling or measuring fruits or vegetables. Purchasers should so regulate their buying of non-standard containers as to be assured of disposing of all of them before November 1, 1929. Let me emphasize again that this law does not refer merely to containers used in shipping fruits and vegetables but to containers used for fruits and vegetables, and that it is just as illegal to sell or offer for sale fruits and vegetables in non-standard containers as it is to ship in such containers.

Now It's the Mediterranean Fruit Fly

THERE seems to be no end to our pest problems. We no sooner get an organization established for the study of the possible methods of attack on a serious pest when a new trouble looms upon the horizon.

The San Jose scale, only half a century ago, made its appearance from abroad and has become established from coast to coast. As a result of this pest, spraying has had to be developed to a high standard of efficiency in order that the fruit growing industry might continue to be profitable. Since this immigrant entered our country many others, equally notorious, have been following in rapid succession. We barely got acquainted with the Gipsy moth when we were forced to make the acquaintance of the Brown tail moth, Japanese beetle, European corn borer, Mexican bean beetle, Asiatic beetle, Oriental fruit moth, and now it is the Mediterranean fruit fly. We wonder with the public what will be next. The horticulturist is beginning to conclude that "when worse pests are found the entomologists will find them."

Industry draws its supplies of raw materials from all parts of the world. As civilization becomes more complex the distance and volume of crop movement increase, and transportation is more rapid. These conditions favor the introduction of insects and diseases from one region, country or continent to another along with the plants and plant products moved. Each plant pest has its own restricted region of natural distribution and is further limited by the character of the food plants on which it can subsist. Modern transportation breaks down regional barriers, and thus new food plants become available. These new food plants are often better suited to introduced pests than the plants on which they lived in their homelands. When we stop and consider that there are still more than 5000 species of dangerous insect pests known and described and about 7,500 species of fungous enemies of plants which are known which have not yet reached our shores, we then realize that if the few that get by our state and federal horticultural inspectors are samples of what are kept out, that picture looks different.

When a new pest reaches our shores those who attempt to secure large appropriations to stamp out small outbreaks when such a method would be feasible, must contend with those who still believe and preach that the San Jose scale has been a blessing to the fruit industry because it brought about a rapid development of the spraying industry to make it possible to grow perfect fruit.

This school holds to the belief exemplified by the erection of a monument to the cotton boll weevil in honor of its services in stimulating better cotton production methods and diversification of crops in the south. The weevil reduces the yield and increases the price of cotton. Cotton growers reap a benefit from the increased price in proportion as they apply scientific methods in crop production.

This condition is favorable only so long as crop production equals or exceeds trade requirements. As population increases the demand, or as depletion of the soil decreases the possible yields, the effect of crop losses due to pests is to reduce national wealth and lower the scale of living for the mass of the population. Pests which are of wide distribution sometimes appear to have a beneficial price effect under a condition of agricultural overproduction. This, however, is only a temporary and artificial condition and in the long run produces serious economic results through underproduction in poor crop years. Pests which are not widely distributed place local communities at serious disadvantage in competing for markets. Crop production is most profitable when it is stabilized, and pests, if not controlled, tend to make crop production a gambling proposition.

On April 6 an entomologist at Gainsville, Florida, was preparing a grapefruit for the table. He found a couple of maggots in one that had slightly decayed. This was unusual, and we dare say few of you have ever observed an insect of any kind within a grapefruit. He immediately suspected the Fruit fly. The maggots that he found were rushed to insect specialists at Washington and determined as the Mediterranean Fruit Fly. The same day citrus growers made complaint of an unusual drop of their grapefruit in their groves. This drop was due to the Fruit Fly. As many as 80% of the grapefruit in an orchard were found wormy. Now, eleven counties of vegetable growing and citrus growing Florida find themselves completely shut off from a market,—being quarantined so that they are not only prevented from selling their products but are required to pull off all fruit and bury it in pits, plow up their vegetables, uproot their fig trees, and destroy all wild fruits and plants in which the fruit fly might develop. And there are more than 50 different kinds of such host plants and their fruits that the fly can breed in.

The losses have been enormous. They will be even greater, if the fruit fly is not eradicated—that is—completely wiped out of Florida. This is a gigantic task, but progress is being made. Entire islands will have to be denuded of every

vestige of foliage, and this will probably be done by army officials using poison gasses.

At a conference held in Washington two months ago, at which time 4 and one quarter million dollars were secured from Congress to eradicate the fly, senators and congressmen from Florida declared that it appeared as though Florida's economic status was doomed, unless the fruit fly were stamped out. It is a fact, that its spread over the south, which would be only a matter of a couple of years, would likely mean the end of all horticultural industry, especially of all fruits and many vegetables. This has been the case in other countries where the fly now abounds. For example, the peach industry of the Bermuda Islands was wiped out by the fly,—the Hawaiian Islands can ship no fruits or vegetables into this county except green pineapples because of a rigid quarantine that the United States maintains against the fly. But enough has been said to have you understand we believe that this pest is the most serious that man ever had to contend with.

Entomologists know that the fly maggots leave the slightly decayed fruits, that they infested, when they are fully grown,—then go into the soil where they transform to flies. And when they are fully grown flies they work their way out of the soil and fly around to search for other fruits in which they lay their eggs.

The flies can live 50 days without laying any eggs. They will lay from one to thirty in a grapefruit or in a peach that is about to ripen, or a plum, a pear, in grapes, apples, figs or a pepper, a tomato, or in a bean pod. The eggs produce tiny maggots and these feed in the fruit or vegetable and cause it to decay.

The flies are prolific and can lay as many as 600 eggs.

HELIOTROPE — DAHLIA — GOLDEN-ROD FAVORITE FLOWERS OF THOMAS A. EDISON

EDWARD L. BERNAYS

THE heliotrope, dahlia and golden - rod, — these have been named by Thomas A. Edison as his favorites among all the flowers that grow. Utterly dissimilar in type and chosen for reasons as different as the flowers themselves, this selection by the greatest inventor of modern times will be received with interest by flower lovers everywhere.

In planning for the great international tribute to Mr. Edison on October 21st, the fiftieth anniversary of the invention of his incandescent lamp, the members of Light's Golden Jubilee committee dispatched a wire to Mr. Edison at his Fort Myers home. They asked for the name of his favorite flower, intending to use it as a part of the Jubilee decoration scheme. Back came the significant reply, "Heliotrope and dahlia, but golden-rod for business reasons because it has rubber."

Mr. Edison's selection of heliotrope and dahlia will be applauded widely, for both these flowers have many staunch adherents. When Thomas Edison was a lad, the heliotrope was a general favorite. No bouquet or old-time garden was complete without its dainty, fragrant beauty. The heliotrope, whose name means "turning to the sun," was the flower of sentiment and romance. Heliotrope more than any other flower of the time was the gift of affection, the flower to be cherished tenderly between the pages of a book. It still is loved for its delicate beauty and has its place in home gardens everywhere.

The dahlia, on the other hand, is the favorite of the modern horticulturists. It is the most splendid of the show flowers. The round, hard blossoms of earlier years have given way to a profusion of types of extravagant beauty. More than three thousand varieties of dahlias are listed today, in colors to delight the eye. The newest forms have large, flat blooms, somewhat like a chrysanthemum. But the variations are infinite—single and double blooms, round ones and those with long curling pointed petals. The annual dahlia show in New York City is one of the events of the year and it is attended by dahlia lovers from all over the world.

It is a rather far cry from the showy dahlia to the common goldenrod. Those who regard the golden rod as a harbinger of hay fever and a menace to health will feel that this lowly weed cannot be classed with cultivated flowers. But the golden rod has points to commend it. A symbol of Fall, the golden-rod brightens the dying fields; its waving fronds of yellow have given inspiration to poet and painter. Beauty, however, is not the reason for its selection by Mr. Edison. Its practical possibilities have given the goldenrod value in the inventor's esteem. For the golden-rod, more than any other of the fifteen thousand plants, trees and shrubs, tested in his laboratories has shown the highest percentage of rubber. It grows prolifically — eighty-five varieties of it, almost everywhere in the United States. And its fair name is by way of being cleared also. Scientists say hay fever is not caused by golden rod, but by its inconspicuous little neighbor, the ragweed. The modest golden-rod may yet become a great benefactor to mankind and justify the faith which has led Mr. Edison to include it among his favorite flowers.

Several times during his career, Mr. Edison has devoted his attention to plant life. But not as a horticulturist. Rather as an inventor who believed Nature could make valuable contributions to his work and to humanity.

As early as 1880, Mr. Edison began to investigate plant life.

The Growers Market

Advertisements for this department will be accepted from members of this society who produce the articles offered for sale. Rate 2 cents per word, minimum charge 25c per issue. "Adds" of nursery stock and plants will be accepted only from those listed by the State Entomologist as having been inspected. No discounts from these prices.
Copy should reach us by the 20th of the month. Send cash with order.

WANTED—Position as gardener and landscaping. Experienced in the growing of perennials and bulbs. Can give reference. Can start October 15. L. O. James, R. 2, Box 27, Racine, Wis.

LILY BULBS

REGAL LILIES. Nice blooming bulbs $2.00 per doz. Extra large size $3.25 per doz. Post paid. H. C. Christensen, 1625 Ninth St., Oshkosh, Wis.

WATER LILIES, ORNAMENTAL Water Plants, Berry-bearing shrubs and Plants for attracting birds, etc. Write Terrell's Aquatic Farm, 1006 W. Blk., Oshkosh, Wis.

He was seeking a filament for the incandescent lamp and chanced to try a strip of bamboo fibre torn from a palm leaf fan. So promising was the result that before long, his agents were scouting in the far corners of the world to find the bamboo best suited to his purpose. More than six thousand varieties of plants, mostly bamboo, were sent from the tropics to his Menlo Park laboratories and there tested for the new lamp.

More recently Mr. Edison has been experimenting with weeds as a source of rubber. It was during these tests that the goldenrod claimed his interest by showing higher rubber content than any other plant.

As a struggling youth, flowers played little part in Mr. Edison's life. His days and nights were spent in work and research and the telegraph offices wherein much of his time was spent were for the most part a series of ugly, dirty, bare little rooms.

Now, however, it can be said with truth that Mr. Edison's path is literally strewn with flowers. Each birthday finds him the recipient of great masses of floral gifts from admirers everywhere.

Conservatories filled with rare and beautiful plants are part of his two homes, Llewellyn Park, West Orange, N. J., and Seminole Lodge, his estate at Fort Myers, Florida. At the latter place his new laboratory is just back of an exquisite Italian garden.

MILWAUKEE SOCIETY MEETING

(Continued from page 24)

Mrs. O. J. Reuss in her paper "Lessons I Have Learned As An Exhibitor" gave us a very interesting account of her experiences at the Madison Show.

Mr. H. J. Rahmlow of the Wisconsin State Horticultural Society was our guest speaker. He announced the coming convention at Oshkosh, Nov. 13, 14, 15, to be held in the Raulf Hotel. This is to be a joint convention with the Garden Federation Clubs who will hold theirs at the same time. Mr. Rahmlow thinks we should have demonstrations at these conventions. For instance — Table Decorations—have tables right there with two people to act and demonstrate the proper use of dishes and accessories. The next would be Miniature Gardens. The Miniature gardens for the Oshkosh show can be used again with slight changes for the spring show to be held in Milwaukee next year.

Mr. Fuller, assistant botanist for the Milwaukee Museum said he had a very interesting trip this summer. He saw the Botanical Gardens and Rose Gardens at Los Angeles and San Francisco. Mr. Fuller has slides of these; also some of rock and alpine plants, which he offered to show us sometime this winter.

Mr. Livingston told us "What the Judge Sees."

This closed a very interesting evening and the meeting adjourned.

Evergreens and Decidious Trees Shrubs, Bulbs and Perennials

Fall Shipments Sept. 10th to Oct. 15th

Flowers and Ferns

Should be planted in the fall

	Each
Large Yellow Lady Slipper (Cyprep. Repens)	25c
Pink Showy Lady Slipper (Cyprep. Spect.)	25c
Early White Lily (Lilium Triphilum)	10c
Wild Red Lily (Lilium Phil.)	10c
Wild Blue Bells (Capanula Rotun	10c
Tiger Lily (Lilium tig.)	15c
Iris Versicolor-blue	10c
Japanese Iris—Sky Blue	15c
German Iris—Yellow	15c
Ostrich Fern (Onoclea Strut.) Large Clumps	15c
Maiden Hair Fern (Adiantum Pedatin)	10c
Cut Leaved Fern (Aspidium Chris.)	10c
Dagger Fern (Aspidium Achr.)	10c
Table Fern (Polyodium Vulgare)	10c

DECIDIOUS TREES

	Each
American Linden—4 ft.	25c
European Linden—1–2 ft.	50c
Sugar Maple—2–4 ft.	10c
Black Cherry—1–2 ft.	50c
Red Cherry—2–4 ft.	10c
White Ash—2–4 ft.	25c
Box Elder—2–4 ft.	10c

EVERGREEN TREES

American Arbor Vitae—12 in.	3c
American Arbor Vitae—18 in.	5c
American Arbor Vitae—24 in.	10c
Balsam Fir—12 in.	5c
Colorado Silver Fir—6 in.	10c
Colorado Blue Spruce—8 in.	50c
Colorado Blue Spruce—12 in.	$1.00
White Spruce—12 in.	10c
Black Spruce—12 in.	10c
Canadian Hemlock—12 in.	10c

The above taken up with ball of earth attached for 20 cents per tree extra.

Many other varieties. Write for complete price list which includes ornamental Shrubs. Prices net Pembine. We prefer to ship by express.

AMERICAN FORESTRY CO.

Pembine, Wis.

Peonies—Gladiolus
Perennials

Walter F. Miller
Sun Prairie, Wis.

TABLE OF CONTENTS

	Page
Horticulture Among the Indians	3
Report on Cherry Setting	5
By their Fruits Ye Shall Know them	6
The Rock Garden in September	7
Cover Crop for Raspberries	8
Propagation of Oriental Poppy	8
Its time to Plant Peonies	9
Sullivan Picks 400 Crates per Acre	10
Fertilizer Tests on Raspberries	10
State Fair Exhibits	11
Experience with Dahlias	13
Poltl Bulb Farm	14
Rock Garden Plants For Beginners	14
Premium List for Annual Convention	14
Meeting at Taycheedah	15
Editorials	16
Coming Events	17
About the Home and Garden	18
Plant Doctor Notes	19
North Dakota Notes	19
Garden Club Federation News	20
Apple Grades and Grading	22
Cranberry Growers Meeting	24
Chain Stores Make Co-ops Necessary	25
Standard Containers for Fruit	26
Mediterranean Fruit Fly Again	28
Favorite Flowers of Edison	29

Plan Now to Attend the Biggest and Best Convention Ever Held by the Horticultural Society in Oshkosh, November 13-14-15, 1929

Darwin Tulips

100 Darwin Tulips 5 named varieties
20 each our selection $3.50 postpaid.

500 Darwin Tulips 5 named varieties
100 each our selection $15.00 by express collect.

We are importing 20,000 bulbs direct from Holland.

Names of varieties sent on request.

All the best commercial varieties.

October Delivery

Superior View Farm

J. F. Hauser
Bayfield, Wis.

Headquarters for
Potato Sprayers and Dusters
Dust and Spray Materials

Calcium Arsenate
Bordeau Mixture
Nicotine Dust
Bordeau Dust

Orchard Harvesting Equipment

Ladders
Picking Bags
Small Baskets

F. R. GIFFORD CO.
2201 University Ave.
Madison, Wis.

HARDY PERENNIALS

New & Standard Varieties

300 Kinds

Strawflowers—All Varieties

J. F. HAUSER
Bayfield, Wisconsin

Send for Price List

25 Iris Roots mixed colors for $1.00 Prepaid. Catalog of Peonies, Iris, Gladiolus, Lily Bulbs and Perennials. Free for the asking. May I send you one?

E. B. ROSA

Route B
MONROE, WIS.

The
Swartz Nurseries

GROWERS OF

Shade, Ornamental and Evergreen Trees

Shrubs, Vines and Roses

Park, Cemetary, and Golf Ground Planting

Landscape Architects

KENOSHA, WISCONSIN
Phone 2F4



W. A. Sisson W. A. Lawson

Sisson's Peonies

Rosendale, Wisconsin

Specializing in

Peonies—Irises and Gladiolus

Let us start you in the business or send you additions to your collection

**Write or head your auto this way.
Intersection Highways 23 and 26**

**Memorial Peony bed at
Riverside Cemetery, Oshkosh**

Special Offer of Orchids

FIVE each of FIVE lovely Native ORCHIDS for $5.00.

Following are the varieties in this special offer which holds good until October 1. Delivery will be made at the best time for planting this fall.

ARETHUSA BULBOSA (Indian Pink) — Lightly acid soil, light shade. Each bulb bears a single beautiful flower of deep orchid shade. 8-12 inches. June.

CYPRIPEDIUM PUBESCENS (Yellow Lady Slipper)—Does well in any rich, partly shaded location. Yellow slipper and brown-purple petals. May and early June. This is the easiest to grow of the Lady Slippers.

SPECTABILE (Showy Lady Slipper)—This is the finest of all orchids. It grows up to 2 ft., bearing along the stalks several rather roundish leaves, and on top one or two quite large rose-purplish or magenta and white flowers. Does exceedingly well in a moist, partially shaded bed of peat or leaf mold.

HABENARIA PSYCODES (Purple Fringed Orchis)—The lilac-pink flowers, fragrant and delicately fringed, are borne on slender stems 12-30 in. high. Not difficult to establish in moist or swampy locations.

ORCHIS SPECTABILE (Showy Orchis)—Somewhat misnamed as the rosy-lavender and white flowers are too delicate to be termed showy. 3-8 inches high in May or June. Found in rich leaf mold soil in woods, but does well in open sun if soil is rich and moist.

W. A. Toole

of Garry-Nee-Dule

Baraboo, Wisconsin

Poltl's Bulb Farms Dahlias and Gladiolus

Wholesale and Retail

My collection consists of hundreds of the rarest varieties in both Dahlias and Gladiolus. I have a planting of 13 acres, a most beautiful sight. It is most satisfactory to make your selection on bulbs in the field where the varieties can be seen while in bloom.

Location of my main field is on Highway 60, Pleasant Hill, Hartford, Wis. Excellent concrete Highway.

Adam F. Poltl **Hartford, Wis.**

Try Our Special Selected Sweet Scented Hybrid Lupines

One Dozen $3.90 post paid

We specialize in Perennials

Send for our new illustrated Catalog

Chequamegon Flower Gardens

V. E. Brubaker, Prop.

Washburn, Wis.

DEMOCRAT PRINTING COMPANY
MADISON, WISCONSIN

WISCONSIN HORTICULTURE

Vol. XX OCTOBER, 1929 No. 2



ANNUAL CONVENTION NUMBER

State Horticultural Society and Garden Club Federation Convention
Oshkosh, Nov. 13–14–15

EVERGREENS
Native Rhododendrons

Broad Leaved Flowering Shrubs for all around beauty. Write for illustrated price list. Now booking fall orders.

TENNESSEE EVERGREEN CO.
P. O. Box 575
Elizabethton, Tenn.

BARGAINS

100 finest Gladiolus Bulbs $2.00 F. O. B. or $2.25 postpaid, 10 varieties 10 each. Spring delivery.

30 popular Iris roots, 5 each 6 kinds for $2.25. Postpaid April—July—August delivery.

6 Peony roots, 2 red, 2 white, 2 pink for $3.00 postpaid. Sept.—Oct. delivery.

STONECREST GARDENS
Eau Claire, Wis.
Send for catalog. It's free.



Fig. 1 Fig. 2 Fig. 3

Berry Boxes
Crates, Bushel Boxes and Climax Baskets

As You Like Them

We manufacture the Ewald Patent Folding Berry Boxes of wood veneer that give satisfaction. Berry box and crate material in the K. D. in carload lots our specialty. We constantly carry in stock 16-quart crates all made up ready for use, either for strawberries or blueberries. No order too small or too large for us to handle. We can ship the folding boxes and crates in K. D. from Milwaukee. Promptness is essential in handling fruit, and we aim to do our part well. A large discount for early orders. A postal brings our price list.

Cumberland Fruit Package Company
Dept. D, Cumberland, Wis.

White Elm Nursery Co.
Hartland, Wisconsin
General Line of
Ornamentals and Fruits

Darwin Tulips Gladiolus
Peonies Dahlias Iris

Write for our varieties and prices.

DR. A. J. NELSON
214 N. Division St.
Stoughton, Wis.

Visit Our Gardens

An Invitation

Pay us a visit this Summer, while our garden beauties are at their best. You will enjoy a few hours among the Trees, Shrubs, and Flowers growing in our nurseries. And the selection is more complete and better than ever this season.

RASMUSSEN'S
FRUIT FARM AND NURSERIES
Oshkosh **Wisconsin**
On Highway 21

Mr. and Mrs. J. T. Fitchett

invite you to visit the

Fitchett Dahlia Gardens

735 Milton Avenue

Janesville, Wisconsin

"At Home"
from August the fifteenth until frost

Wisconsin Horticulture

Wisconsin
State Horticultural Society
Organized 1865

Devoted to better fruits, flowers and vegetables



OFFICERS

President
C. J. Telfer, Green Bay

Vice-President
M. B. Goff, Sturgeon Bay

Secretary
H. J. Rahmlow, Madison

New Fruits In Minnesota

A Trip to the Fruit Breeding Farm Where Varieties of Great Promise Are Being Developed

HAVE you ever seen 20,000 different varieties of apple trees in one orchard? That is only one of the interesting things which may be seen in the Minnesota experimental orchard at Excelsior, about 30 miles from Minneapolis.

On September 21st the Minnesota Horticultural Department held its annual "Apple Day" at the farm, which the editor had the good fortune to be able to attend. Secretary R. S. Mackintosh of the Minnesota Horticultural Society had been kind enough to extend the invitation, and was a very considerate host thruout the day.

Arriving at the orchard, which we learned contained 110 acres, all devoted to experimental work in breeding new varieties of fruits and some vegetables, we met a large number of growers and scientists. Prof. W. H. Alderman, head of the Horticultural Department, briefly told of the methods used, after which a tour of the orchard was made.

In the orchard were between 8,000 and 9,000 different varieties of apple trees in bearing for the first time. Visitors were allowed to sample the fruit on most of the trees, and some very promising new kinds were found.

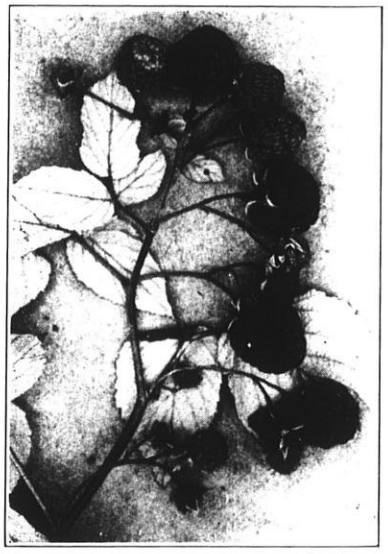

What is wanted is a late apple, with the hardiness of the Hibernal, and the quality of the McIntosh or Delicious, with none of the faults of either. That is a large order, but we believe it will be found some day. When it is, it will be worth many times what it has cost. We heard that several very promising new kinds have been found, but of course, will have to be tested a few more years before being named or disseminated.

NEW RASPBERRY DISCOVERED

A LARGE number of new raspberries are on trial, but already one of great promise has been found. This is the No. 223, which is considered even better than the now well known Latham. It has outyielded Latham for two consecutive years on adjacent plots. It is very hardy, never having been covered, and is more resistant to mildew and mosaic than Latham. It is so promising that it will no doubt be named in the near future and made available to growers. Several nurseries, we understand, will have plants for sale in a year or two.

A large field of strawberries, each hill separated from the next, and of a different variety, was seen. It is hoped that a new everbearing variety can be developed, and if one is found which is more prolific than those we now have, it will be a great discovery.

NUMBER 11 GRAPE

A NEW variety of grapes, the No. 11 is showing up very well. It is a blue grape of fine quality, prolific and very hardy. It has never been covered, and is doing well. A high quality

grape early enough to mature anywhere in the state and perfectly hardy will be a wonderful discovery. We hope the No. 11 will fulfill the requirements.

Several splendid new plums have been originated, and we ate pears from trees hardy under a rather severe climate.

Prof. Alderman had a very interesting trip this summer into northern Canada in search of new and hardy varieties of fruits. He was 800 miles north of Winnepeg. We hope to be able to publish an account of his trip and findings in this magazine.

We are greatly interested in this fruit breeding farm. Minnesota has about the same climate as Wisconsin and any new varieties discovered there will be as valuable to us as to them. The fullest cooperation between horticulturists of the two states will result in the greatest good for all.

Pick up a watermelon or apple in front of a grocery store and walk away with it and see what happens. It will probably be noised all over town that you have stolen a watermelon or apple. Sympathy will be with the groceryman.

Go into a farmer's field or orchard and take a watermelon or apple from the vine or tree and a lot of people will think it is a good joke. If the farmer tried to have the party arrested there would probably be a big howl about it and everybody would be against the farmer.

What's the difference?

Couldn't Wait

A contractor ordered a carload of material from his jobber. The jobber wired him: "Cannot ship your order until last consignment is paid for."

The contractor wired back: "Unable to wait so long. Cancel the order."

STRAWBERRY DEAL AT WARRENS

OUR strawberry fields came through the winter in excellent condition and the early spring developed fine foliage. Lack of rain however for several weeks prior to the picking season made the outlook less encouraging for some time. Finally rain came in abundance but about ten days before our picking season started we experienced a hail storm that blasted our hopes for the fine crop we had anticipated. A large percentage of the berries remaining on the vines were so badly marked by the hail that they presented a very poor appearance when harvested.

Our picking season was accompanied by ideal weather conditions and the late blossoms were the ones that made our finest quality fruit and for once we ended the season with our finest pack.

With quality that was just fair and a crop that was light we were confronted with markets that were well supplied and not anxious to buy anything but real fancy stuff and that at only moderate prices.

Considering our situation we decided to class everything marketable into the three following grades. Fancy, Standard and no. 2 and do the best possible.

We pooled each grade separately on each day's sales and our average price for the season was $2.10 per case F. O. B. Warrens. Due to the fact that our crop was short our handling expenses amounted to ten per cent making our average price to the grower about $1.89. This is our lowest price since 1923. But we are very optimistic about the future and will continue to grow strawberries.

Our experience with the Beaver Variety of strawberries was a very pleasant one and we feel that we have found a variety at last that is going to stay with us. The berries were fine and firm and in many fields very productive altho we have some growers that prefer to grow the Premier which we must admit is also a King among strawberries and one that will always be very popular where properly grown.

THE FLOWERS THAT CAME BY AIR

THE Milwaukee post office and its employes have demonstrated again in a most original way the value of the air mail for the quick transit of perishable goods. The flower show just held at the federal building included exhibits drawn from all the air mail lines of the United States. The mailings—roses and other beautiful blossoms from east and south and west, and the far northwest—arrived in almost perfect condition for the display. The cards attached to the exhibits showed that the time of transit was no more than is usually consumed in bringing to the buyer cut flowers from the fields around Milwaukee.

The section, too, that was reserved for Wisconsin flowers, with exhibits from St. Croix Falls, Stevens Point, Oshkosh, Manitowoc, Kaukauna, Kewaunee, Waupun, Kenosha and Port Washington, served to show how the air mail service is spreading over the state.

The enterprise of the post office in offering this exhibit to Milwaukee, including a splendid showing by local postal employes of the products of the city's gardens, is to be commended. But, more important still, is the lesson we get once more of the value of aviation in eliminating time and space—MILWAUKEE JOURNAL.

Annual Convention, Oshkosh, November 13-14-15

Winter Covering for Strawberries and Raspberries

REXFORD EBERDT—Warrens

COVERING strawberries for winter protection has for many years past been considered one of the most important steps necessary in securing a good crop for the year following. In the Warrens district, with very few exceptions it has been done continuously by all the growers and considering the disastrous results of winter-killing resulting in those few cases of neglect or inability to get mulch, I consider it an absolute necessity.

The question of what to use for mulch is an individual one for each grower depending on his material available and the length of time he expects to keep that particular field fruiting and free from excessive amounts of foul weeds and grasses.

For good winter protection, Rye, Wheat or Oat straw is very satisfactory but often contains enough seeds of various kinds to make a second year's picking unprofitable, tho seldom cause much damage the first season following its use.

Probably the most satisfactory mulch in this particular district is marsh hay, of any variety having a narrow leaf. A wide leaf is easily blown off by the winds. This kind of mulch seldom, if ever contains seeds that grow to any extent on high, cultivated land. Some people have used shredded corn fodder to good advantage if properly applied to a field that doesn't get a normal amount of wind.

Old fields that are to be picked but one more season and lacking in fertility are often covered with horse manure containing lots of straw. This gives good protection and often improves the crop more than 50% if applied late in the fall or early in winter, before the next picking season.

The exact time to cover is difficult to establish but we seem to get the best results if cover is applied as soon as possible after the dormant season for strawberries start and before the ground is permanently frozen, as the period of fall freezing and thawing is the first phase of winter-killing. It is important to cover early enough to avert this.

Fields that are exposed to hard winds are often covered early enough so small clods of unfrozen dirt taken from between the rows may be placed on the mulch to hold it in place.

The most exposed places are always most quickly damaged.

The mulch is usually hauled to the fields and put in convenient piles and later spread, on a very still day. Better still, when damp, or if anyone can predict rain or snow it is advisable to spread, as these elements assist greatly in getting the mulch settled and matted down firmly to the ground. Piles of straw or mulch should not remain more than a few days on plants as it sometimes smothers them should the ground be thawed out under the piles.

One other point well worth considering in the use of mulch is the strawberry itself when picked. When mulch is in the row and between the rows during the harvesting season very little dirt can get onto the fruit. When no mulch is applied the berries come in contact with the ground and hard rains may pound dirt onto the berries in such quantities as to make them unmarketable without washing. While that may sometimes be possible it is not often practical or possible on a large scale or when berries are too ripe or soft to handle.

COVERING RASPBERRIES

WHILE raspberries often live through the winter without covering, we find that they, like strawberries, are often so weakened from winter damage that the crop is usually very light the season following.

The most satisfactory way of covering them is to take each hill in both hands and gather the tops closely to-gether and carefully bend them over until about ten or twelve inches of the tops lie flat on the ground. Take a shovel full of dirt from between the rows and place on the tops to hold them in position and then add enough dirt to cover the tops nearest the ground. The tops being the tenderest part of the plant, are then in a position to avoid freezing and thawing during late fall and early winter. This also has a tendency to catch snow for added protection.

I think that winter covering is very profitable in every district in Wisconsin and should be practiced to insure the necessary vitality for a good crop of fruit.

Professor (in an engineering class): "What is a dry dock?"

Student: "A physician who won't give out any prescriptions."

Annual Convention Program In This Issue

Shall We Cover Our Small Fruit

What Leading Growers Say About Winter Protection

WISCONSIN raspberry growers don't all agree on whether the canes should be covered for the winter. In some sections of the state we find most of the good growers cover their canes and are strong for it, while in other sections they say that if they had to cover they would quit raising raspberries.

In Iowa covering is recommended. In circular 105 "Raspberry Diseases in Iowa" we find the following significant chapter:

Winter Injury

"Winter injury on raspberries consists of the canes being partially or wholly killed some time after the plants have stopped growth in the fall. The tips of the canes are usually affected first, because this portion of the cane is the youngest wood. The extent of the winter injury is probably dependent on two factors, first the state of maturity of the canes, and second, the degree of fluctuation of the temperature. If the plants go into winter with a large amount of soft young wood the amount of injury is much greater than where the wood has had time to mature. Since the wood that is *designed to bear the fruit is nearest the tip of the cane, it frequently happens that winter injury is responsible for crop failures.*

Such dead or injured wood affords a splendid point of entrance for wound parasites which continue the destruction of the living wood. Thus we often find the disease called *cane blight,* which occurs as a follower of winter injury thruout Iowa.

Control

The most practical way of preventing winter injury that has been observed is to lay down the canes in the fall and cover them with dirt. This may be done with a spade or by throwing two furrows together, thus burying the canes in a ridge just over the crowns of the plants. This practice has been observed to effectively prevent winter injury. If this practice cannot be followed, then every effort should be made to bring the plants into the winter condition with the minimum amount of immature wood. The crowns may be protected with straw or manure as soon as the ground freezes."

What Our Wisconsin Growers Say

We asked some of the leading Wisconsin raspberry and strawberry growers to express their opinion on the matter. W. H. Hanchett, pioneer grower at Sparta states that he covers his strawberries every year with straw, just as early in November as possible, the earlier the better.

The raspberries he covers with dirt. In answer to the question as to whether most Wisconsin growers would find it pays to cover raspberries he says, "Yes. It does'nt even pay to leave the Latham uncovered as covering gives nearly double the crop of berries and they are of better quality."

Mr. Hollis Sullivan of Taylor, who with his father E. W. Sullivan of Alma Center have been small fruit growers for many years and in whose location the State Strawberry and Raspberry Day will be held next June, writes that he covers his strawberries every year with rye, wheat or barley straw. This is done from November 10th to December 1st.

His raspberries are covered by bending them down and covering the tips with dirt to hold them in place. Then he covers the bows with straw.

In his opinion the covered raspberries are usually from 25 to 50% better than those left uncovered and he thinks it pays in his location to cover.

Mr. D. C. Webster of La Cresent, Minnesota just across the river from La Crosse, is one of the very successful growers of raspberries and apples in that section. He covers his strawberries every year about November 25th with marsh hay and feels it is profitable.

He is quite strong for covering raspberries. He does this about November 1st. One man bends the canes to the earth parallel to the row while another man with a shovel throws enough dirt on the tips to hold them down. Then with an ordinary plow he throws a furrow on the canes from each side of the row which completely covers the plants. In the spring the earth is removed with a fork.

He states that in his section for his conditions the uncovered plants are unprofitable because they do not yield though some growers near him seem to have a better location and get by fairly good without covering.

In some sections notably in Bayfield growers do not cover at all. They claim that there is sufficient snow each winter to completely cover the plants to such an extent that they are not injured. There is a question, however, as to whether better crops would not result from covering. Experimental data is lacking on this point.

As stated in the Iowa bulletin, the wood nearest the tips of the canes bears the fruit and it frequently happens that winter injury is responsible for

crop failure because these tip buds are exposed to the winter temperature for four to five months. The snow probably never gets so deep that it covers the entire cane, if those canes are as large and vigorous as they should be. This means that the top portion of the canes are exposed to the winter winds and bud injury may easily result.

Mr. J. E. Leverich of Sparta, probably the largest strawberry grower in the state says "We wouldn't grow strawberries if we didn't intend to cover them."

The materials used are oats and rye straw. He covers as soon as the ground is frozen enough to permit hauling loads of straw on the strawberry field without injury to the plants. From the 1st to the 20th of November is preferred, although it can be done later if snow does not interfere.

In regard to covering raspberries Mr. Leverich says that he lays down the plants to the north or west and covers them entirely with earth or heavy application of coarse barnyard manure.

In his sections he says that if one does not provide winter protection chances are about five to one that raspberries will show winter injury.

He adds this note: "I am sure that all Wisconsin growers will find it pays to cover strawberries, first, for protection against winter injury; second, as an insurance against sandy and muddy berries; third, to conserve moisture during the spring and fruiting season. The winter covering acts as a mulch when it is raked between the rows. It also keeps down weeds and grass."

He covers both the new and two year old beds and finds it pays in quality of fruit as well as in quantity.

COVERING STRAWBERRIES

H. H. HARRIS

HAVING our strawberry fields all cleaned of weeds among the plants, and the spaces between the rows cultivated for the last time, in the autumn as soon as the ground is frozen hard enough to hold up a team and load, we like to give the field a covering of some kind, to protect the plants from being damaged by the changes from freezing and thawing while the ground is not covered with snow. Injury is more liable to happen when the snow has all disappeared too early in the spring, and the fields have not been covered, as the freezing and thawing, repeatedly, heaves the plants, breaking the roots.

We prefer marsh hay as a mulching as it is generally free from seeds that are very apt to grow on upland.

We spread the mulch at the same time it is drawn on the field, for if left in piles until it gets covered with a heavy fall of snow it might have to stay that way until the snow was gone in the spring, and if the ground was not frozen under the piles the thick cover would smother the plants.

We try to spread the material just as evenly as possible and just thick enough to hide the plants. We go over the field as soon as it is dry enough and look for piles that may have been formed by the wind.

In the spring as soon as we see any indication of growth we rake most of the mulch off of the rows into the spaces between. This is best done when the mulch is well softened by a shower, and when there is not much wind. By walking on the mulch it is packed down. If the wind does not blow too hard until it gets well settled and the plants begin to grow, we have a soft clean path for the pickers and the dirt will not be spattered on the berries when it rains. We like to leave a sprinkling of the mulching among the plants, especially if the stand of plants is thin.

On our fields that have produced one crop, we had fair success in covering with coarse litter from the calf pens, damaged silage and shredded corn fodder spread with manure spreader set at full capacity.

We have our year old field cleaned up and rows narrowed down so that it looks considerably like a new "patch".

FERTILIZER FOR BERRIES

GREATLY increased vigor and yield of raspberry plants were obtained from applications of about 250 lbs. per acre of nitrate of soda or ammonium sulphate in tests made at the Ohio Experiment Station by J. S. Shoemaker. The effects were apparent not only during the year of application but in the following year. The fertilizer increased the size of the canes and since large canes are the most productive the effect was seen in the crop also.

The best time to apply this fertilizer is in the spring. However, those growers who did not apply it in the spring may secure almost equally good results by applications made in late spring or early summer. The fertilizer should be applied by hand around young plants, or by hand both in and between the rows, or by drilling in near the plants.

Same Old Story

Angry Father at 5 a. m.: "Well, young lady, explain yourself. Where have you been all night?"

Flapper Daughter: "Oh, daddy, dear, I was sitting up with the sick son of the sick man you are always telling mother you sit up with."

"How's the rear tire, son?"

"Kinda flat on the bottom, but it's all right on top."

Plant Perennials This Fall

DAWSON HOUSER—Bayfield

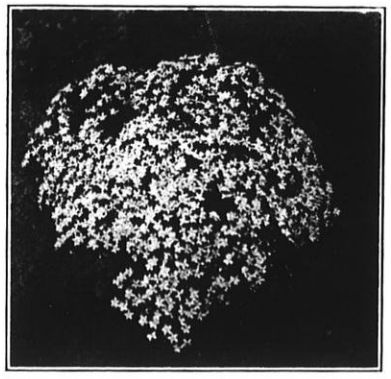

Saponaria.

EVERYONE enjoys a perennial border that flowers early and has a relatively long blooming period. This may best be obtained by fall planting or a combination of fall and spring planting.

Spring planting of early flowering varieties is often most disappointing, due to the failure of plants to become properly established before their season of bloom. This would be especially true of such things as Aquilegia, Alyssum, Cheiranthes, Cerastium, Lilies, Lychnis, Alpinus, Phlox Sublata, Iceland and Oriental Poppies, Lupine, Iris, Peonies and others.

In addition to these, there are a number of plants which produce more blooms and are more satisfactory if placed in the border during the early fall. In this group, might be included Achillea, Asters, Anthemes, Centureas, some Campanulas, Chelone, Delphinium, Gypsophilia and others. However, there are some varieties which are always best planted in the spring, thus allowing the plant grower or nursery man to bear the risk of winter killing. In this group would be included Canterbury bells, Carnations, Digitalis, Hibiscus, Hollyhocks, Salvias and perhaps a few others depending on local weather conditions.

Some of the other reasons for fall planting are certainly most evident. There is always more leisure in the fall for planning and planting the new border than in the rush of late spring days. Then too, fall weather conditions in Wisconsin are usually most satisfactory for the growth of newly transplanted plants. Plants are hardened and dormant after the drying weather of August and the first early frosts, while spring plants have the soft new shoots of early growth that are easily injured.



Incarvillia or hardy glovinia is lovely for the Rock Garden.

Winter Protection

Winter protection of the border is a very important factor toward next year's flowering results. Coarse materials such as strawy manure, brush and evergreen boughs prove most satisfactory. These should not be placed on the border until after the first frost which freezes the ground to a depth of one-half to one inch, and winter is close at hand—that is, not too soon.

In northern Wisconsin we have a snow cover which comes early and stays late, however some precaution is necessary for the less hardy varieties. Poor drainage is also one of the reasons for failure in overwintering of perennials. In addition, the plant which produces a crop of seed is in poor condition to withstand the winter's ravages.

If you are one of those who has never attempted fall planting of perennials, a trial this season should be convincing.

No attempt has been made in this article to discuss various methods of wintering perennials in the nursery, as they do not apply to the ordinary border where the planting is permanent.



Pyrethrums do nicely even in partial shade, but must have good drainage.

Harvesting and Storing Dahlias

Valuable Roots May be Saved by Proper Storage

IT WILL soon be time to dig up the dahlia roots. A great many people have difficulty in satisfactorily keeping dahlia roots over winter. A few simple precautions are necessary for success.

The tops should first be cut off with a sharp knife without any hacking or yanking. Breaking or straining the tops of the tubers which are tender in the middle is usually disastrous. Some of the soil should first be removed from the top of the root clump with a spade then the tubers should be taken out with a fork.

Never attempt to pull the clump of tubers out by the top as this is almost sure to injure some of the tuber necks. After the clump has been taken out turn it over on its side so that the hollow stem will drain out.

Small thin tubers are more likely to dry out in the cellar than fleshy ones. Therefore it is a good thing to allow as much dirt as possible to adhere while digging.

The tubers should be allowed to dry for an hour or so in the sun and then at once taken to storage quarters where they are safe from drying winds and frost.

Storage

It is in the cellar that most of the dahlia bulbs are lost.

The object of proper storage is to prevent the roots from drying out and shriveling and at the same time keeping them dry enough so they will not decay. It is better to have them a little too dry than too damp. It is easier to bring them back to normal if they are a little dry than it is if they have started to decay from dampness.

Preparation For Storage

Any bulbs which show injury, bruises, broken necks or decay or diseased spots should be thrown away. It may also be well to separate the small undesirable tubers from the others.

Broken or cut spots in tubers may be dusted with fine sulphur and will then usually keep perfectly.

The temperature for storing dahlias should be about 40 degrees. If one has a very cold cellar where there is danger of the temperature going down to 32 degrees plenty of packing should be placed around them to protect them.

Clean dry sand or peat moss is the most satisfactory material for packing dahlias. The easiest way is to place four or five inches of either material on the floor, then pack the tubers and put about five or six inches of sand or peat moss over the pile. This method is satisfactory in cellars suitable for storing vegetables.

Packing in Boxes

The above method may not be safe in all cellars especially if they have a concrete floor and furnace. A very satisfactory method is to pack in boxes, which are better than barrels as barrels do not allow for a ready examination of the tubers and some of the lower clumps may be injured by the weight of those above.

The boxes may be lined with several thicknesses of newspaper or heavy building paper in such a way that some of the paper may be folded over the roots.

Sand or ashes should be placed under the tubers and the best way is to pack the roots in clean sand, sawdust, dry soil, coal ashes or peat moss. The material should be dry but not dust dry.

Peat moss seems to be favored by a great many growers as it is a good insulator against both heat and cold and so porous that it will absorb any moisture given off by the tubers.

It is unnecessary to place the clumps upside down or on their side when packing, if the stems have been drained out as soon as dug. The stems make convenient handles to remove the clumps when desired.

Some growers have suggested applying a thin coat of paraffine to the tubers which may be desirable in the case of valuable varieties or very thin tubers which are liable to dry out. After the tubers have been thoroughly cleaned they are dipped in melted paraffine which is considerably below the boiling point. Paraffine may also be applied with a brush.

Those who have had trouble keeping dahlia roots under other methods might find it desirable to try the paraffine method.

An Irishman who had just arrived in New York was taking his first walk under escort of his brother, who had been living there several years. In the window of a shop he saw a great mound of fresh cranberries.

"What are thim?" he asked.

"Thim is cranberries," said the brother.

"Are they fit to eat?"

"Are they fit to eat?" repeated his brother. "Why, whin thim cranberries is stewed they make better apple sauce than prunes does."

Question: "What is worse than biting into an apple and finding a worm?"

Answer: "Biting into an apple and finding half a worm."

Bulbs For Fall Planting

Plan Now For Spring Beauty



CROCUSES FOR THE LAWN

CROCUSES scattered over the lawn, spangling it with the bubble-like blooms of yellow, white and purple, before the grass has started to grow, give one of the most delightful of spring effects. But to maintain this effect requires annual replacement. However, crocuses in quantity are cheap enough so that this delightful planting may be maintained.

Like all bulbs, the crocus must mature its foliage in order to mature the bulb for bloom the following year and to produce its normal increase. This is impossible if the lawn is to be kept sightly. The crocus develops its bloom before the foliage develops. After the bloom fades the long, narrow grass-like leaves develop and they do not mature, turn yellow, and disappear until well into May. If the lawn were to remain unmowed until the crocuses had completed their cycle of growth, the lawn mower wouldn't cope with it and it would be necessary to call in a man with a scythe. A neat lawn and a permanent crocus display are impossible. This is the reason that to have these bright flowers of early spring in the lawn they must be planted annually.

It is merely necessary to lift a small flap of sod, tuck the bulb under it, and firm the sod back in place without disfiguring the lawn. The crocus, however, in beds and bordered where it may mature naturally is a more permanent ornament. Groups here and there will brighten an entire garden before the other occupants are fairly wakened from their winter sleep.

Beautiful combinations with other early spring flowers may be worked out with the crocuses. One of the most attractive is with the very early dwarf purple iris and yellow crocuses. The crocuses come before the irises but last long enough to produce a gorgeous effect. The golden bell, Forsythia suspensa, dripping its golden shower of bloom in early spring into patches of purple crocuses is another beautiful effect easily achieved. White crocuses with the rich blue of scilla siberica is another favorite combination.

Crocuses planted thickly among groups of peonies give a double season of beauty and the peony foliage conceals the yellowing foliage of the crocuses.

STATELY DARWIN TULIPS

DARWIN tulips in the last twenty years have enjoyed an increasing wave of popularity which has made them the most desired tulip in the garden. They have also taken an important place in the florists' lists of cut flowers of late winter. The Darwin was a selected strain of the self-colored tulip type known as Breeders put out by a celebrated Holland firm. Their exact origin is still clouded in some doubt but it seems evident that they were collected from the gardens of some old-time tulip fanciers.

They are noted for the size and heavy substance of their blooms, their tall stems, and the softness as well as the brilliancy of their color range. In the more brilliantly colored, a gray bloom often softens the tone. They are cup-shaped blooms with rounded petals as distinguished from the pointed flowers of the Cottage class.

The Darwin is the favorite tulip for those who delight in color arrangements in their garden. As there are hundreds of varieties, any desired color is available except yellow which is not in the Darwin range but tulips of similar form give yellows in the Breeder and Cottage classes. Darwins should be planted by the hundreds, the thousands, if you have room. There is no plant that gives such a gorgeous display of color in their season which is during the month of May, in the north and central states from about the middle of the month over a season of about two weeks.

No perennial border is complete without its clumps of Darwins to bloom between clumps of other plants, the tulip foliage to be concealed later by other occupants of the border. As cutting tulips spoils the effect in a formal bed or in a border where the regularity of the mass of color is the imposing effect, several rows of bulbs planted in some convenient portion of the

Annual Convention Program In This Issue

premises for cutting, will furnish material for the house without marring the beds.

Owing to the great number of named varieties, American dealers have used careful selection in making up their lists so that all varieties offered are tried and beautiful varieties. They are usually offered in sections according to color and a purchaser cannot go far wrong in making a selection.

NEW TULIP FAMILIES DEVELOPED

NEW races of tulips seldom come into commerce because of the length of time required to develop such a strain. One to a generation is about all that can be accomplished, the last being the now famous and popular Darwins. A tulip requires six years to bloom from seed and growing from seed is the only means of originating new types. In six years only a single blooming bulb of a variety is developed and five more years are required for its propagation into sufficient stock to offer.

Recently there have been introduced in Europe two new tulip types, the Mendels and the Triumphs. The Mendels are the result of crossing the little extra early Duc von Thol tulips that come with the crocuses but are now seldom grown because of their small size, and the Darwins. The Triumphs originated from crosses of the single early class with the Darwins. The newcomers give early season tulips of Darwin form and with much longer stems than the old time early types.

The Triumphs carry the single early season well over into that of the late tulips. Sir Daniel Hall, an English authority, who has recently written the most comprehensive book on the tulip in the English language, says that many of these two types might well be classed as Darwins, except for their earlier season of bloom. Thousands of these seedling tulips have been raised and named and they are also offered in mixtures.

So far as tried out in the United States, they are considered an excellent addition to the tulip races with a wide range of colors. They are of particular value for forcing indoors, giving earlier season Darwins for the cut flower trade. The Darwins take their time about being forced while the single earlies are easily brought into bloom but because of their short stems are chiefly valuable as pot plants. In the new races, early tulips with good stems are now available for florist use.

There are a few new Darwins finding their way into general commerce. Important among these are new pure whites, a color lacking in the Darwin class previously, as the older whites were tinted.



PRUNE CROP TOTALS 60,000,000 POUNDS

Those who delight in the presence of the invigorating prune on their breakfast table can be assured of at least 60,000,000 pounds this season, according to growers in the Pacific northwest. The crop is approximately twelve times that of last year's poor showing. Although this year's crop is the largest in years, it is only estimated at 75 per cent. Large acreage planted during the war is now coming into full bearing and should make a full crop of 80,000,000 pounds possible.

Milwaukee Sun Sentinel.

DOOR COUNTY'S APPLES TOTAL 185,000 BUSHELS

Sturgeon Bay, Wis. — Estimated at 185,000 bushels the 1929 apple crop is the largest Door county has ever had, according to H. W. Ullsperger, manager of the Door County Fruit Growers' union. The crop is expected to double that of last year and surpass by 26,000 bushels the record yield of 1927.

The quality of the fruit is excellent and the price also is good, said Mr. Ullsperger.

The season started Sept. 4 with the shipping of the first carload of earlies but the rush period is just beginning with the ripening of Wealthies and MacIntosh Reds.—Mil. Journal.

Annual Convention Oshkosh November 13-14-15

Flowers That Bloom In The Snow

SNOWDROPS, appropriately named, are the first flowers of spring. Sometimes in a February thaw they hang out their three-cornered snowy little bells as far north as northern Illinois and Southern Michigan. Planted near the foundation on the south side of a house they find a most favored location. Plant them under a window and some day, while there are patches of snow in the distance, you may glance down and see a breath of springtime almost at your feet.

The finest of the easily obtained snowdrops is Elwes' Giant, known botanically and in catalogues as Galanthus Elwesii. It is double the size of the common snowdrop, Galanthus nivalis, and makes twice the show although one would not be without the tinier and more faithful variety. The Elwes snowdrop is a regular bloomer but for some reason is very slow of increase. The same bulb will reproduce itself year after year and produce its single bloom, but if it makes a new bulb every three years it is doing well. You should buy a liberal supply of this giant form to make a planting as the planting will be permanent enough but it will not increase much. The tiny common snowdrop does much better and colonizes well.

It comes up well in the grass and is more permanent than the crocus because it matures its leaves early enough not to be much hurt by the first mowing of the lawn. It requires quite a number of these little bulbs to make a showing, but a substantial patch of these snow white blossoms with their green frilled central cup is an annual delight.

Another old-time and very early bulb is being revived in



garden interest by California growers. This was formerly known as milla or triteleia uniflora and is now classed as Brodiaea uniflora and is an attractive little white star with a pale blue band down the center of each corolla division. This follows closely after the snowdrops, and is an attractive little plant of the lily family with strap-shaped green leaves. It is a fine companion for the snowdrops and scillas.

PREPARING SOIL FOR BULBS

ONE of the fundamentals of successful bulb culture is that animal manure must not be used in the preparation of the soil unless it is applied long enough before the bulbs are planted to allow it to become thoroughly decayed. Old, well rotted manure may be employed if it is dug into the ground deeply but to be on the safe side, use no animal manure at all in preparing the beds at the time of planting. Dig the soil deeply and pulverize well. If it is in need of humus, peat moss may be dug in.

The standard and safe fertilizer for bulbs is bone meal. To be effective this should be dug into the soil under the bulb and a dressing may be raked into the surface of the soil after planting. For daffodils a dressing of muriate of potash is excellent scattered over the bed in much the same manner that nitrate of soda would be applied. Balanced commercial fertilizers may be used safely and with benefit if directions supplied by the manufacturers are followed.

Observe carefully the directions given in catalogues of reliable houses as to the depth of planting and estimate the depth from the shoulder of the bulb, not from its tip. If the soil is heavy and there is any question about its drainage, plant the bulb on a cushion of sand so that water may not accumulate about its base. Also, in planting observe the distances apart recommended by authorities which are given in the catalogues. These have been figured out by careful experiment as to the root area necessary for the bulb to produce the best results. Tulips should go five inches apart for the single earlies, and six inches apart for the late types. Narcissi are best at eight inches as they make a much larger root system. The small bulbs may be tucked in an inch apart for mass display. Hyacinths need eight inches apart to be at their best.

It is best to plant the bulbs at the proper depth and refrain from mulching except in case of hyacinths which are such early risers that a light mulch is advisable to protect them from early rains and freezes. In soils inclined to be heavy, it is best to plant the tulips in raised beds so that the bulb when

planted will be near the normal level of the soil. The tulip needs a warm summer ripening and deteriorates in cold, heavy soil.

IRISES GROWN FROM BULBS

THE vogue of the iris in the garden calls attention to the type of this beautiful plant best suited for cutting, the Spanish iris and its relatives, the Dutch irises. The latter are magnificent greenhouse material but not hardy. They closely resemble the Spanish iris in form but are larger and longer stemmed.

The Spanish iris is perfectly hardy but requires a warm, well-drained soil for success. It is a bulb, entirely different in character from the roots of other garden irises. These should be planted in late fall just before the ground freezes. Planted earlier, they develop a fall growth of foliage. Some growers maintain that this is not injured by the thawing and freezing of winter while others say that it weakens the plant and makes it very short lived.

Another bulbous iris even more pretentious in its beauty than the slender, graceful Spanish iris is the English iris, resembling a small Japanese iris in form and coloring. It needs moist, heavy soil and the Spanish and English are seldom happy in the same garden unless special conditions in heavy soil are created for the Spanish type. Both bloom later than the tall, bearded class. The Spanish with its very thin foliage has not so much decorative value in the garden as other irises but its long stem makes it ideal cut flower material and unlike its kin which grow from rhizomes, rather than bulbs, the flower lasts well when cut. These bulbous irises are under the ban of the Plant Quarantine Board and cannot be imported. Formerly they were so cheap that it made little difference whether they survived more than one year or



Dutch Iris

not. Now they are more expensive and the supply comes from the Pacific coast. Spanish irises raised in the Pacific northwest have proved even finer than



those we formerly imported in great quantities from Holland. They are well worth a sunny spot in some convenient corner of the garden for cutting mate-



rial, and for garden decoration should be provided with a foreground of low growing attractive foliage of some other plant.

AMEND REGULATIONS OF POTATO GRADING

THE Department of Markets is sending out letters to the potato dealers of Wisconsin informing them that the Wisconsin potato grading regulations, Standards No. 1, have been amended to conform to the consensus of opinion expressed at hearings held at Sheridan, Antigo and Rhinelander during the month of August. At these hearings it was decided to leave the grade requirements unchanged, but to amend the size of sacks, and marking requirements as follows:

1. In addition to the specified size of sacks customarily used for the shipment of "U. S. Fancy" and "U. S. No. 1" potatoes, the following is annexed, "or may be in sacks containing less than one hundred (100) pounds net weight."

2. The provision permitting "Ungraded" potatoes to be marketed without being tagged, branded or labeled to show that fact, are revoked and the following substituted:

"Each sack or other container of potatoes which is not intended to be marketed as "U. S. Fancy," "U. S. No. 1", "Badger State Brand Certified Seed" or "Uncertified Seed" shall be tagged branded or labeled "Ungraded." In the case of such potatoes which are not marketed in containers a card shall accompany the potatoes stating "Ungraded."

The potato dealers are requested to make sure that each shipment of potatoes meets the grade requirements as to tags, brands, and labels. In case of doubt as to quality they can call on the nearest official department inspector to make an inspection.

The Acid Test

"Mr. Garvin," a man asked his tailor, "how is it you have not called on me for my account?"

"Oh, I never ask a gentleman for money."

"Indeed! How, then, do you get on if he doesn't pay?"

"Why", replied the tailor, hesitating, "after a certain time I conclude he is not a gentleman and then I ask him."

Use of Paraffine Makes Grafting Easy

C. V. PORTER—Menomonie

THE use of a protective covering for the entire scion in top working appears to have had its origin in the act of a careless workman in an Indiana nursery. This man in waxing graft unions sometimes carelessly covered nearly all of the scion with wax. J. F. Wilkinson, an Indiana nut tree nursery man, noticed that the buds pushed up through the wax and from this observation he conceived the idea of covering the entire scion.

Nut trees with the exception of the almond, are hard to graft. Before the method of covering all the scion the stand obtained by grafting even with the most skilled propagators, was small. Wilkinson informed his friends of his success with this new method and for several years it was used and kept as a trade secret by a small number of nut tree nursery men.

Dr. Robert T. Morris, a noted New York surgeon, propagator and grower of nut trees substituted the cheaper easily obtained paraffine melted and applied hot with a brush for wax.

When a scion is taken out of moist cellar storage and topworked or removed from its parent tree it stands for sometime exposed to drying winds and to the sun before it unites with the stock. Its chance of success depends to quite an extent on the weather. Coating it with paraffine puts it in a little air tight transparent house where the humidity is always the same and where there can be no drying out.

For woods which unite slowly as the sweet cherry, hickory, walnut, etc., covering means success and non-covering means at the best a small catch under average conditions. With woods like apple and pear which unite quickly, covering gives a larger percentage strike and permits grafting from early spring all through the summer.

"Rules for practical grafting have always demanded the use of dormant scions. With the paraffine method active scions give as good results as the dormant," is the opinion of Mr. Porter, who has done a great deal of this type of work with different types of trees, on his farm near Menominie.



Mr. C. V. Porter.

The writer in the past few years, has done considerable grafting with many kinds of fruits and has always had good results from coating the entire scion, much better than where no protection was used. In topworking small trees as Hibernals, pears, sour cherries and plums about the only grafts which fail are those which are injured mechanically as by the horse in cultivating.

Three kinds of grafts are used, the whip and splice on small limbs and the side graft on the larger limbs. The grafts are wrapped with Johnson and Johnson ½ inch grafting tape which must be cut when union becomes established later in the year. Ordinary electricians rubber tape makes a good covering but it does not work if covered with hot paraffine as the rubber burns. The Johnson tape gives good stability to the union and makes the scion very hard to dislodge.

The splice graft, a diagonal cut across both stock and scion, will if they are the same size, give an almost perfect union. More cambrum meets by this method than by most others but the graft is harder to make and requires more time.

After the grafts are completed the paraffine is melted nearly to the boiling point and painted on with a small varnish brush. It must be applied hot and care must be taken to cover all buds and the entire scion especially behind the buds so that the coating is entirely air tight. The hot paraffine does not injure the scion if applied quickly.

By keeping dormant scions on ice they can be kept and grafted until well into June and from then on active scions can be used. Rules for practical grafting have always demanded the use of dormant scions. With the paraffine method active scions give as good results, apparently, as the dormant.

Cut a scion off of last year's growth, strip off the leaves and cut off the new growth, graft and cover with paraffine and in about two weeks new growth starts from latent buds. Last year's scionwood can be worked on this year's new wood or on old wood. Scions of this year's new growth graft readily also. With last year's scions grafted on old wood only a small new growth is made and a top is put on and growth stops.

The active scion method has advantages. Good wood is easily obtained without the necessity of storing and the small new growth made should be well ripened and in good condition to withstand severe weather. The grafting season is also extended several months.

(Continued on page 62)

Safe and Poisonous Mushrooms

A. M. FULLER
Milwaukee Museum

A M. FULLER, museum botanist, recommends these mushrooms:

Safe Mushrooms

Honeys—These are small, honey colored caps that grow in pastures and woods and are so plentiful that they can be carried away by sacksful. Incidentally, they are the worst enemy of the forest, sending into young trees a white filament that grows for 80 or 100 years. Honeys are to be found around dead trees.

Coprinus—These are inky looking and grow in masses, are found along street curbs near elms and maples and on lawns.

Field Mushroom — Has a pinkish purple beneath the cap; plentiful on lawns, pastures.

Oyster Mushroom—Grows on dead trees in clusters and like brackets; is tough but has an oyster flavor.

Inky caps, shaggy manes, sulphurs and earth prunes are also edible.

There's no excuse for anyone dying from mushrooms in or near Milwaukee, says Mr. Fuller, and no excuse even for mushroom illness. The mushroom season has just begun and will last into October.

The museum has examined more than 10,000 specimens of mushroom in the last 10 years and has analyzed the contents of frying pans in countless cases of so called poisoning.

"Several people have died from eating poisonous mushrooms in the last 25 years and mushroom illness is common. It is caused mainly by eating 'Old Stomach Ache' or 'Jack-o-lantern,' a non-poisonous mushroom that is called by botanists merely unwholesome. It produces nausea in about 15 minutes," Mr. Fuller explains.

Can Read By It

"'Old Stomach Ache' (Clitocybe illudens) grows on or at the base of trees and is a lovely orange yellow. It is fragrant and has a fine flavor. It grows in clusters. It is phosphorescent and will glow so beautifully in the dark that newspapers have been read by its light.

"Much of the illness, too, that comes from eating mushrooms is due to lack of care in cleaning. Last year a woman was reported dangerously ill with mushroom poisoning. Bits of twigs, earth, leaves and heavy grease we found in the frying pan. The woman, naturally, had acute indigestion.

"It is unwise to cook old mushrooms, for they go on maturing even if put in an icebox. Poisons from their decay develop rapidly. Mushrooms should be eaten the same day they are picked.

Don't Pick Buttons

"Mushroom eaters, it seems, can't be moderate. They make an entire meal of them, disregarding the fact that other foods should be eaten too. People usually pick everything in sight and, as a matter of fact, there are few really choice mushroom varieties.

"Never pick the young or button mushrooms. They may be poisonous and can't be detected."

In tests for mushrooms, Mr. Fuller hasn't the slightest faith. This goes, he explains, for the silver knife test, the peeling of the cap and all the other relics of witchcraft days.

"To know what you're picking is the only safe test," he says emphatically.

Two men carrying a basket came into the botany laboratory. They dumped dozens of mushrooms of all colors on a table. They admitted a liking for the shape of a particular kind.

Can Tell by Smell

"Why, these are stinkhorns," exclaimed the botanist, "If you cook them a skunk will be quite outdone!"

A stinkhorn can be best detected by smelling it closely, Mr. Fuller added. From Milwaukee Journal.

STATE WIDE FARMERS' MEETING AT MARSHFIELD

"FARMERS must meet organization with organization" is the slogan which will appear on the badges of those who attend the Get-Together Conference at Marshfield on October 22nd and 23rd. The purpose of the meeting is to promote the cause of cooperative marketing and interest in the organized movement in agriculture. The conference is being promoted by the Wisconsin Council of Agriculture, an organization made of executives of the various cooperative societies, the heads of state agricultural departments and representatives of the College of Agriculture. Speakers of state and national reputation are being invited to attend.

Among those who will appear on the program are Emerson Ela, Madison, of the Northern Tobacco Pool; Prof. B. H. Hibbard of the College of Agriculture; H. M. Knipfel, one of the Commissioners of the Department of Agriculture and Markets; S. S. Thompson, president of the Farm Bureau Federation of America and probably Arthur M. Hyde, U. S. Commissioner of Agriculture.

Wisconsin Horticulture

Published Monthly by the
Wisconsin State Horticultural Society
119 E. Washington Avenue
Official Organ of the Society

H. J. RAHMLOW, Editor
Secretary W.S.H.S., Madison, Wis.
Associate Editors—E. L. Chambers, Mrs. C. E. Strong, Huron H. Smith, Prof. J. G. Milward, C. L. Kuehner.

Entered at the postoffice at Madison, Wisconsin, as second-class matter. Acceptance for mailing at special rate of postage provided for in Section 1103, Act of October 3, 1917, authorized July 15, 1918.

Advertising rates made known on application.

Wisconsin State Horticultural Society

Annual membership fee, one dollar, which includes fifty cents, subscription price to Wisconsin Horticulture. Send one dollar to Office of Secretary, Madison, Wis.

Remit by Personal Check, Postal or Express Money Order. A dollar bill may be sent safely if wrapped or attached to a card.

Postage stamps not accepted

EXECUTIVE COMMITTEE

Ex Officio

President, Vice-President and Secretary
A. K. Bassett.....Baraboo
L. E. Birmingham.....Sturgeon Bay
V. E. Brubaker.....Washburn
H. C. Christensen.....Oshkosh
M. S. Kellogg.....Janesville
James Livingstone.....Milwaukee
Wm. Longland.....Lake Geneva
W. E. Spreiter.....La Crosse
Mrs. C. E. Strong.....West Allis
J. F. Swartz.....Kenosha
H. W. Ullsperger.....Sturgeon Bay

ANNUAL CONVENTION

STATE HORTICULTURAL SOCIETY

STATE GARDEN CLUB FEDERATION

RAULF HOTEL, OSHKOSH

NOVEMBER 13–14–15

READ

Horticultural Convention Program Page 49

Garden Club Federation Convention Program Page 52

CONVENTION PROGRAM

IN THIS issue you will find a complete Annual Convention program for fruit and vegetable growers and the State Garden Club Federation to be held at Oshkosh, November 13–14–15.

We hope to get the November issue of Wisconsin Horticulture out early enough so that any changes in this program may be published. At this early date we are not positive that all the speakers can appear, altho most of them have accepted. Often conflicts come up and substitutions must be made. However, the changes, if any, will be slight and you are therefore guaranteed a program well worth attending.

HONORARY RECOGNITION

THE names of several prominent horticulturists have been sent to this office as nominations to receive the "honorary recognition" at the annual convention.

From the interest shown by members in various parts of the state in this recognition, we feel that it is a splendid thing for the Society to take up. There are in this state, a large number of older horticulturists who have devoted their life to the betterment of fruits, flowers and vegetables. Some of them we may not even have heard of as their work may have been quietly done.

That is one of the reasons why they should be sought out and recognized for their accomplishments. It is not the outstanding, well-known horticulturists alone that should be honored.

Perhaps you know of someone in your community who has done a great deal. Send his name in to the office at once together with a short biography of his or her accomplishments.

The committee feels that candidates should be over 50 or probably 60 years of age.

There will be three selected this year. The names will not be announced until the convention. Candidates who do not receive the honor this year will be in line for next year.

EDITOR'S NOTES

"Pruning Suggestions for Indiana Apple Orchards" is the title for a new bulletin published in May 1929 by the Purdue University, Agricultural Extension Department, LaFayette, Indiana.

The value of this bulletin is in the many fine cuts illustrating correct pruning methods of both young and old trees. Anyone wishing to study correct pruning methods will find this a very helpful bulletin.

The Market Growers Journal states that confectioners in New York have introduced a chocolate bon bon with a filling of concentrated spinach prepared especially for children who refuse to eat the vegetable in its native state.

Jack Maxfield and Emil Mansavage of Plover, Wisconsin, constituted the demonstration team which won first prize at the State Fair in the garden demonstration contest. The subject of the demonstration was the use of mulch paper. By winning first place at the State Fair these boys have earned a trip to the convention of this Society at Oshkosh November 13–15. They will give their demonstration at the convention as part of the program. Many of our growers will be interested in this subject of mulch paper.

Divide and reset early spring blooming perennials such as bleeding hearts, peonies, leopard's bane, pyrethrums, Shasta daisies now.

Buy a dibber to plant small bulbs. It makes putting them in the ground a comparatively light and speedy task.

Don't move gaillardias this fall. They resent fall moving and usually die over the winter.

"The garden lover takes but little rest" says Prof. Hottes in his bulletin "About Perennials", published by the Ohio State University.

"He is now concerned with the proper method of keeping his plants throughout the winter. Experience has taught him that protection is best given after the ground is frozen and the plants are completely at rest. He has found that autumn leaves placed over his favorite perennials are soon matted tightly over them and that the leaves ferment early in spring, often injuring the plants by starting them from their sleep too early. The best way to protect the plants is first to place branches of trees or garden trash such as corn fodder, over the beds; then the leaves may safely be used, for they cannot pack down into an airtight covering.

As some one well said, 'The protection for winter should be more like a parasol than an overcoat,' because winter injury is caused either by alternate freezing and thawing in spring, due to no protection; or by too early growth in spring resulting from the heat generated by thick coverings of fermenting leaves. Protection is not needed to prevent freezing."

Nowadays, the only sign of toil on a girl's hand is an engagement ring.

STATE HORTICULTURAL SOCIETY ANNUAL CONVENTION

FRUIT, SMALL FRUIT, VEGETABLE GROWERS SECTION

Raulf Hotel, Oshkosh
Nov. 13–14–15

Program Subject to Slight Changes

WEDNESDAY, NOV. 13

A. M.

Setting up Fruit, Flower and Vegetable Exhibits.
Judging will begin at 1 P. M.

1:30–3:00 P. M.

Joint Meeting with State Garden Club Federation.
Address of Welcome.
Horticultural Progress in Wisconsin — Vice-president M. B. Goff, Sturgeon Bay.
Civic Improvement Opportunities — Mrs. Walter J. Kohler.

3:00–4:00 P. M.

Separate Session

New Discoveries for Fruit Growers —Dr. R. H. Roberts, Madison.

4:00–4:45 P. M.

Handling the Orchard — Prof. C. L. Kuehner, Madison.

4:45–5:30 P. M.

Progress with Orchard Diseases — Prof. R. E. Vaughan, Madison.

7:30 P. M.

Entertainment Features by Oshkosh Horticultural Society.
Address by Gov. Walter Kohler.
Honorary Recognition of Outstanding Horticulturists.
Illustrated Lecture on Flowers and Shrubs—Huron H. Smith, Milwaukee.

THURSDAY, NOV. 14

9:00–9:45 A. M.

Growing Asparagus and Tomatoes— H. C. Christensen, Oshkosh.

9:45–10:30 A. M.

Hedges and Windbreaks on the Farm —N. A. Rasmussen, Oshkosh.

10:30–11.15 A. M.

New Insects that May Prove Serious —Prof. C. L. Fluke, Madison.

11:15 A. M.–12 M.

Progress in Marketing Fruits—H. W. Ullsperger, Sturgeon Bay.

1:30–2:45 P. M.

Joint Meeting with Garden Club Federation.
Demonstration on Use of Mulch Paper—Champion 4H Club Demonstration Team at State Fair, Jack Maxfield and Emil Mansavage, Plover.
Shall We Grow Flowers—Prof. H. B. Dorner, Illinois College of Agric.

2:45–3:45 P. M.

Separate Session

Fertilizer Experiments on Strawberries and Raspberries — Stanley Johnston, South Haven, Michigan.

3:45–4:30 P. M.

Small Fruit Varieties and Marketing —Rex Eberdt, Warrens.
Discussion.

4:50–5:00 P. M.

The Mediterranean Fruit Fly—E. L. Chambers, Madison.

6:30 P. M.

Annual Banquet and Program Auspices Oshkosh Society.
New Things in Horticulture—R. H. Speer, Minneapolis.

FRIDAY, NOV. 15

9:00–10:30 A. M.

Annual Business Meeting State Horticultural Society. All affiliated garden club Members Entitled to Vote.

10:30–11:30 A. M.

Joint session with Garden Club Federation.
Landscaping Illustrated—Prof. F. A. Aust, Madison.
Discussion.

11:30 A. M.–12 M.

Evergreens—John Roe, Oshkosh.

1:30–3:30 P. M.

The Garden Clinic — Prof. R. E. Vaughan, Madison.
Demonstration on Cutting and Handling of Peony and Iris Roots—W. A. Sisson, Rosendale.
Demonstration of House Plants — James Livingstone, Milwaukee.

About the Home and Garden

MRS. C. E. STRONG, Editor, 877-79th Ave., West Allis

BITTER SWEET

A spice of fragrant crispness fills the air,
A gaudy brilliance splattered here and there.
Bedizened color, put on awkwardly,
Which ill conceals the unkept ravagery
That huddles—age worn—'neath a crimson glow.
A sumptuous robe—What recks the bones below?

No plea for pity here. A brave display,
A courage high that sees another day!
"There's been a Spring, a Summer, I'm content.
I'll revel for awhile, till, spirit spent,
I sleep. Deer rose, lov'd larkspur, bitter sweet,
Keep warm my heart. 'Tis well!
The year's complete!"

RUTH OVERTON.

November 13–14–15.
Raulf Hotel, Oshkosh

EVERY garden lover should remember those dates because those three days are to be filled with interesting talks and demonstrations.

When you have read the program printed in this issue, I am sure you will agree with me when I say that you really can not afford to miss this meeting. We have tried to make it interesting to every member of a Garden Club, even those who have had years of experience, for, gardens and garden methods, change.

As an expert on gardens said recently, "A really good gardener should learn to be intelligently lazy. Why should you work so hard doing many things, that are not even beautiful."

If we have omitted something you are particularly interested in, come and talk to us about it. We need the help of every member of the Federation, and of every garden lover.



All of you who saw the Flower Show at Madison, will be interested in knowing that we are planning a much larger one for next June.

You will surely want to help in some way, and the best way is to plan with us. Every Garden Club should send a delegate. (We are hoping of course that every member of every Club will try and come for one day at least.) But be sure and have a representative there for every session. We also want to know what your Club has been doing this past year. Have you been interested in making better gardens or have you been helping the children, or improving school grounds? Perhaps you have felt that you really did not do much because you just worked in your own gardens and gave the surplus plants from these gardens and a bit of helpful advice to your neighbor over the fence or down the street aways. You have been spreading the gospel of gardens and we want you to tell us about it, so other Garden groups will do likewise. The encouragement of new gardens is the great idea. More gardens in your vicinity, a more beautiful city; more beautiful cities, a more beautiful State.

NOVEMBER 13–14–15. Do not forget—those are the days.

Are you thinking Peonies, Tulips, Narcissus, Daffodils, etc., etc., these days, also planting some of each? If you are, you do not need to read any more of this. If you are merely thinking about these lovely additions to the spring and early summer bloom, why then I would urge you to sit down right now, and make out a list to send to your favorite nursery man and bulb grower.

Have you a nice collection of Peonies?

Are you thinking of adding just a few more?

If you do not own these varieties, am sure you will be delighted with them.

MARTHA BULLOCH, late pink
THERESE, early pink
WALTER FAXON, midseason pink
Le CYGNE, midseason white
FRANCES WILLARD, late midseason white
Mme. JULES DESSERT, midseason cream white
PHILIPPE RIVOIRE, late red
WALTER MOYLE, midseason red

A few Tulips I especially admire.

Hobbema, old rose flushed buff, early.

Peach Blossom, deep rosy pink, double.
Mr. Van Tubergen, golden yellow, double, very large.
St. James, Breeder, dark rosy lilac, coppery rose flush.
Sirene, Lily flowered, rose pink shading to pale pink.
Clusiana, Botanical, carmine rose with white edge.
Copernicus, Breeder, dark coppery bronze.
Spirea and Barberry, Barberry and Spirea.

Listening to a well known visiting nursery man and landscape gardener as he talked before the Garden Club at the Milwaukee Art Institute, I was interested and sympathetic as he repeated again and again "Such a wonderful group of native shrubs and small trees we have in Michigan and here in Wisconsin. Yet what do we see wherever we go? Block after block, Spirea and Barberry, Barberry and Spirea. Why do they not plant the lovely High bush Cranberry. the Jersey Tea. Red berried Elder, Shad or Juneberry, large flowered Raspberry, in pink or white, or the lovely Specie Roses, such lovely foliage, such beautiful blossoms and berries. But no, it is nothing but Spirea and Barberry, Barberry and Spirea.

We need Garden Clubs who will plant and preach the beauty of something besides Barberry and Spirea."

A PRETTY BORDER ANNUAL

MRS. C. LEE SHAW
Sec'y. Elkhorn Garden Club

YOU asked for something of interest from my garden, so will tell of a border plant I used this summer with which I was quite pleased. I first saw the little plant growing in flower pots at Mrs. Hutchinson's (Wychwood) last summer and later at the Garfield Park Conservatory where I learned the name to be Torenia Fourienia. I sent for the seed and started it indoors in April. When the little plants were large enough they were set at the edge of the border alternately with Sweet Alyssum (Little Gem) as they are about the same height.

The flower of this little plant is a lovely velvety blue with three large spots of a much darker blue with a bright yellow throat. They bloom very freely during the summer and fall but are listed under tender annuals.

The white of the Alyssum and the blue of the Torenia makes such a pleasing combination and one that requires little work. Have some of these little plants blooming in the house now. The blossoms on those in the house are larger than on those grown outside but the plants are not as bushy.

EATMORE CRANBERRIES!

CLARE SMITH
Sec'y. Wis. Cranberry Growers Ass'n.

Always cook and keep cranberry sauce in earthern porcelain-lined, glass or enameled vessels only, *never* in tin.

Cooking cranberries too long spoils the flavor and toughens the skin. Whole cranberry sauce can be made in ten minutes and should be served cold. Cook up a quantity at a time, fill mason jars, and you will have it ready to serve at a minutes notice. It is delicious and appropriate to serve with any meat course, hot or cold; it is ready for making pies or tarts, to serve as a sauce, also to make a variety of tempting deserts.

Recipe

1 quart cranberries (4 cups)
1½ to 2 cups sugar
2 cups water

Boil sugar and water together 5 minutes, add cranberries and boil without stirring (5 minutes is usually sufficient) until all the skins pop open. Remove from the fire when the popping stops. Put in glass jars while hot and thoroughly seal.

Cranberry Jelly

Cook cranberries until soft, with 3 cups water for each 8 cups of berries. Strain the juice thru a jelly bag. Measure juice and heat to boiling point. Add one cup sugar for each 2 cups juice; stir until sugar is dissolved; boil briskly for 5 minutes. Pour into glass tumblers, porcelain or crockery molds and cover with paraffine.

Cranberry jelly is similar to current jelly—delicious served with game or as a spread for bread or toast.

Cranberry Pie

Make pie crust.
4 cups cranberries
2 tablespoons flour
¼ teaspoon salt
1½ to 2 cups sugar
3 tablespoons water
1 tablespoon melted butter

Line pie plate with crust. Chop cranberries, mix with other ingredients; fill pastry shell with this mixture. Place strips of pie crust over the top and bake in moderate oven for 25 to 35 minutes. When ready to serve, cover with whipped cream.

Cranberry Meringue Pie

Deep crust as for custard pie.
2 cups ground cranberries
1 cup sugar
2 tablespoons flour
yolks of 3 eggs
¼ teaspoon salt
2 tablespoons water

Mix cranberries, sugar, flour and salt, add egg yolks and water. Pour into the crust and bake until filling is thickened. Make a meringue of the egg whites using 3 tablespoons of sugar. Cover pie and brown in slow oven.

The egg whites may be beaten stiffly and folded into the berry mixture before pouring into the crust. Bake until firm.

This Hits Lots of Folks

"Yes," said the specialist, as he stood at the bedside of the sick purchasing agent, "I can cure you."

"What will it cost?" asked the sick man, faintly.

"$500."

"You'll have to shade your price," replied the purchasing agent. "I had a better bid from the undertaker."

Seller and Buyer

"Say, that guy Oscar was so lubricated last night that he sold the post office."

"Well, why so down in the mouth about it?"

"Because I bought it."

STATE GARDEN CLUB FEDERATION NEWS

MRS. R. H. MALISCH, President; Hales Corners
MRS. C. W. VAUGHN, Vice-president; Madison
MRS. A. W. SPERBER, Sec'y–Treasurer Hales Corners

GARDEN CLUB PREMIUMS

Federation Convention Oshkosh Nov. 13–14–15

MRS. R. H. MALISCH, Supt.

Open to any organized garden club in Wisconsin. Exhibits should be put on by a committee representing the club. A club may put on any number of exhibits.

Luncheon Tables

Hotel tables will be used. These tables are round, 36 inches in diameter, taking about a 54 inch cloth. To be set for 4.

Best Luncheon Table—1st Silver Basket; 2nd, $8.00; 3rd, $6.00; 4th, $5.00; 5th, $3.00. Each additional table of merit, $2.00.

Miniature Models

Size of model 18x24 in., to represent back yard of home. May be made by joining two boards, 9x24 in. Garage and real wall of house can be used if desired.

Scale: ¼ inch equals 1 ft.

The idea of the model is to show plans for shrubbery planting, perennial borders, walks, gardens, etc., representing an ideal back yard.

Judging will be on the following points: 1. Scale. 2. Design. 3. Planting.

Best Miniature Garden—1st, $10.00; 2nd, $8.00; 3rd, $6.00; 4th, $5.00; 5th, $4.00.

STATE GARDEN CLUB FEDERATION ANNUAL CONVENTION RAULF HOTEL, OSHKOSH, NOV. 13–14–15

PROGRAM

Subject to Slight Changes

WEDNESDAY, NOV. 13

9:00 A. M.–12 M.

Business Meeting Board of Managers (one Delegate From Each Local Club and the Executive Committee). All important business should be acted on by the Board and recommendations made to the convention.

1:30–3:00 P. M.

Joint meeting with State Horticultural Society.
Address of Welcome.
Horticultural Progress in Wisconsin —Vice-president M. B. Goff, Sturgeon Bay.
Civic Improvement Opportunities—Mrs. Walter J. Kohler.

3:00–4:00 P. M.

The Best Accomplishment of Our Club in 1929. Five minute reports by delegates from garden clubs.

4:00–5:30 P. M.

Making a Perennial Border.
A. Plans for the Border, illustrated—Archie Hill, Milwaukee.
B. Soils, Fertilizers, and Plants—Mrs. C. E. Strong, West Allis.
C. Question Box on Perennials—John Hauser, Bayfield.

7:30 P. M.

Entertainment Features by Oshkosh Horticultural Society.
Address—Gov. Walter Kohler.
Honorary Recognition of Outstanding Horticulturists.
Illustrated Lecture on Flowers and Shrubs—Huron H. Smith, Milwaukee.

THURSDAY, NOV. 14

9:00–10:00 A. M.

Rock Gardens: Illustrated with Materials and Slides.
A. Rocks and Plants, Illustrated—H. J. Rahmlow.
B. Plans and Pool Construction—W. A. Toole, Baraboo.

10:00–11:00 A. M.

Flowers For the Home—Prof. H. B. Dorner, Illinois College of Agric.

11:00 A. M.–12 M.

Annual Business Meeting Garden Club Federation.

1:30–2:45 P. M.

Joint Meeting with State Horticultural Society.
Demonstration on Use of Mulch Paper—Champion 4H Club Demonstration Team at State Fair—Jack Maxfield and Emil Mansavage, Plover.
Shall We Grow Flowers—Prof. H. B. Dorner, Illinois College of Agric.

2:45–3:30 P. M.

Demonstration Flower Arrangement and Showing—Prof. J. G. Moore, Madison.
Demonstrations Using Actual Materials.
A. 3:30–4:00 Miniature Garden Construction — Mrs. R. H. Malisch Hales Corners.
B. 4:00–4:30 The Shadow Box and Flower Pictures.
C. 4:30–5:00 Arranging and Judging Tables—Gladys Stillman, Wisconsin College of Agric.

6:30 P. M.

Annual Banquet and Program Auspices Oshkosh Society.
New Things in Horticulture—R. H. Speer, Minneapolis.

Garden Club Federation Convention

FRIDAY, NOV. 15

9:00–10:30 A. M.

Annual Business Meeting State Horticultural Society. All Affiliated Garden Club Members entitled to Vote.

10:30–11:30 A. M.

Landscaping, Illustrated—Prof. F. A. Aust, Madison.
Discussion.

11:30 A. M.–12 M.

Evergreens—John Roe, Oshkosh.

1:30–3:30 P. M.

The Garden Clinic — Prof. R. E. Vaughan, Madison.
Demonstration on Cutting and Handling of Peony and Iris Roots—W. A. Sisson, Rosendale.
Demonstration of House Plants—James Livingstone, Milwaukee.

HAWTHORN CLUB (West Allis) DISCUSSED GARDENING FOR CHILDREN

MRS. E. J. GODSELL, Secretary

The Hawthorn Garden Club had as their speaker and guest at the September meeting Mrs. C. E. Strong, West Allis. She told what is being done in West Allis to stimulate in the children a love for gardens and to give them a knowledge of growing and arranging flowers.

Instruction is given the children in the schools, libraries, and gardens, and the contests held at various times showed that much good work had been done. The talk was interesting and worth while.

POPULARITY OF HOME GARDENS REVEALED AT RACINE FLOWER SHOW

THAT home gardens are becoming more popular each year is evidenced by the display at the flower show sponsored for two days by the Racine Garden club. The show opened at noon Sept. 7 in the Nash motor display rooms. Ten of the leading florists and nurserymen had special displays, including table decorations, wedding scenes, evergreen groupings and rock gardens.

Every type of flower was on exhibit, from the lowly sunflower to the more pretentious blooms. One basket of hops, combined with snow on the mountains was on display. Other baskets of mixed groups of dahlias, asters, snap dragons, gladiolis, daisies, and zinnias attracted the attention of the visitors. Bouquets of larkspur, in the shaded varieties, make an attractive centerpiece for a table.

Then there were the different shaded verbena, salpiglossis, corn flowers, scabiosa, ageratum, marigolds, phlox, tritoma, petunias, pansies, lupins, nasturtiums, coreopsis, painted daisy lantana, sweet Williams, poppies, golden rod, calendula and many others.

One basket containing yellow chrysanthemums and cattails made a beautiful showing, while the more formal baskets of roses are always at their best.

Landscape gardening came in for its display, in a miniature yard and house. Another very attractive display was a rock garden, with a rustic falls emptying into a pool for gold fish. Many varieties of rock plants formed the background for the picture, banked by the stately evergreens. A cobblestone walk ornamented the lawn.

The committee consisted of Peder Back, chairman, L. H. Fischer, Robert Lassen, O. James, Mmes. A. L. Schacht, Edmund L. King and Ward Clemons.

SUM-MER-DEL GARDEN CLUB HAS FIELD TRIP

MRS. M. M. DAY, Secretary

The Sum-Mer-Del Garden Club met Friday at the home of Mrs. Theodore Eschweiler on North Lake and as soon as all had assembled, a tramp thru the woods began under the direction of Prof. Franz Aust of the University of Wisconsin. As the subject chosen for study was trees, Prof. Aust told the members how to identify different varieties of oaks, maples, ash and nut trees. After returning to the house he finished his talk with a discussion of evergreens. It was a delightful introduction to a subject of study which may be continued at some future time.

At the close of the lecture, the president asked for the roll call and minutes and the calendar for the month of October. As the annual meeting will be held next month, a nominating committee with Mrs. H. G. B. Nixon as its chairman, was appointed by the president.

After adjourning, the members were served delightful refreshments by the hostess.

10,000 FOLKS AT BIG APPLE FESTIVAL

Home made apple pie baked by Gays Mills housewives with apples from the orchards on the Kickapoo ridge was the big feature of the annual apple festival held at Gays Mills Saturday and Sunday, Sept. 14–15, but the supply ran out long before the appetites were satisfied.

Free pie and eating apples were washed down with cider which flowed almost without a pause. The five barrels of 50 gallons each pressed in preparation for the festival were emptied one after another and the supply barely held out.

Sunday was the big day, with roads from all directions bringing streams of automobiles. The Sunday program, including singing by school children and a band concert, was held out in the orchards

Saturday there was a big parade, and on one of the floats sat the charming queen of the festival, Miss Esther Kalvestram.—Fennimore Times.

Raulf Hotel, Oshkosh, November 13-14-15

ELKHORN GARDEN CLUB DISCUSSES PARKWAYS

Several papers were given at the monthly meeting of the Elkhorn Garden club, held in the county court room Friday night. Roll Call was responded to by "How I Protect My Plants from Frost."

Mrs. Morris Steele gave an interesting talk on gardens in the south, illustrating it with specimens of soil and pressed plants. If $100 is to be used on a garden, $75 should be for fertilizer, she said. Mrs. George Harrington gave a paper on flowers for winter bouquets, and on how to prepare them. She exhibited a large number of specimens.

A motion was passed that the club hire the planting of tulip beds in the county park. Mrs. Calvin Barns introduced the subject of landscaping of parkways, and suggested that the club engage a landscape gardener to estimate the cost and present the matter to the city council.

THE KENOSHA FLOWER SHOW

EXCEEDING by more than a third the number of entries in last year's exhibit, the fourth annual Kenosha Flower show has been the most successful event of this nature which has as yet been staged here. Spectators, not only from this city, but from Milwaukee, Racine and many other cities, have crowded the second and third floors of the courthouse, where the show is being held. The event will continue through this evening.

Amateur interest has been especially keen. The total number of entries, amounting to 461, surpasses that of last year by a margin of 146. This increased interest is to be traced not only in the larger number, but also in the finer quality of the exhibits. The gladiolus, asters and dahlias are particularly beautiful, and have attracted much attention, as have the mixed bouquets, large and small.

Perhaps the most beautiful professional display is that of L. Turners' Sons, in the center of the second floor. Many new and beautiful varieties of roses, including the Talisman, Von Rossen and Albert E. Hill, as well as giant chrysanthemums and wedding and corsage bouquets, are a part of this exhibit. The Schwartz nurseries display, which represents a rock garden and stream, is considered the most striking. The professional displays were not entered for prizes, being intended merely to add to the beauty of the whole.

The sweepstakes prize, a cup awarded by the Chamber of Commerce, went to Frank Langer, 1302 68th street, who won four first prizes, two seconds, one third, and two fourths. The Kenosha Evening News cup was awarded to Mrs. Fred De Wester, south Sheridan road, for her group display of 47 pieces.

FT. ATKINSON CLUB HAS BETTER SHOW THAN ANTICIPATED. ISN'T IT EVER THUS?

E. L. WHITE, Secretary

OUR club started its first flower show Sept. 6 and 7 with fear and trembling, many believing that there would not be enough flowers for a good showing as we had not planned on a show and there had been no notice to the public this spring and early summer. After discussing the matter for one month we decided to make the plunge and after advertising the show and talking with other flower growers we were afraid we would not have room enough. We did not have room enough and the show has resulted in a desire for more shows. People are planning on two at least next year.

We received compliments from all around. Next year we must have the show in our Community Building.

Our club has been meeting once a month. Last month we spent most of the time discussing the flower show and Mr. Wm. Leonard gave a talk on gladiolus. This month Mr. Fitchett is to tell us of dahlias."

KENOSHA SOCIETY JOINS FEDERATION

VINCENT L. FRANTAL, Secretary

THE Kenosha Horticulture Club met on the evening of September 17. Prizes were awarded members of the club who entered luncheon tables at the Kenosha Flower Show.

The club voted in favor of joining the State Federation, which has been on our minds a long time. Mr. V. L. Frantal spoke of the State Federation Convention to be held in November, and also gave a demonstration on division of peonies and Bleeding Heart (Dicentra Spectabilis) of interest to many members.

A bouquet of Physostegia (False Dragonshead) exhibited by Mrs. Bertha Kutzke was awarded the monthly prize. A new program committee consisting of Mrs. Chas. Amberlang, Mrs. R. L. Marken, and Mr. F. W. Becker, was elected. The meeting was adjourned with the anticipation of a tour of Kenosha and Racine gardens by the club on Saturday afternoon.

WEST ALLIS CLUB APPOINTS TWO DELEGATES TO CONVENTION

MISS MARTHA L. KRIENITZ
Secretary

THE September meeting of the West Allis Garden Club was held at the home of Miss Emma Goelzer, Oakwood, Wisconsin.

The gardens were ablaze with annuals and fall blooming perennials. Miss Goelzer specializes in gladiolus and has a number of exquisite seedlings of her own hybridizing. As we wandered thru the long rows of gladiolus, we observed that Miss

Goelzer was assisted in this interesting work by a number of gorgeous humming birds who dived down into the flowers with their long slender bills and carried the pollen in natures own way.

The president appointed Miss Martha Krienitz as secretary, successor to Miss Jennie Lindauer, who handed in her resignation, being unable to attend every meeting.

Mrs. Rudocker and Mrs. Harrington will represent the West Allis Garden Club at the State Garden Club Convention at Oshkosh in November.

The October meeting of the club will be held at the home of Mrs. Overholt, 785—65th Avenue.

Refreshments were served and much enjoyed. A visit to the Goelzer gardens always proves a red letter day to the club members.

PIERCE COUNTY CLUB INCREASES MEMBERSHIP AT COUNTY FAIR

MRS. A. HURTGEN, President

Our secretary Mrs. Graslie is sending the names of twenty new members to the Pierce County Horticultural Society as a result of our efforts in having a booth at the County Fair.

The local lumber yard loaned a couple of trellises and a small pergola which we used as a gateway with the name of our Society in sizable letters above. Then inside the booth we had rustic garden furniture set amid the small trees and vines which we used for decoration. A large basket of gladiolus helped to make the booth noticeable.

The silver cup went to the Happy Go Lucky Club at Hager City. There were six entries in the 4H Club Section. We feel so well satisfied with the results in the club efforts that we will try to do more another year. Each club should get something for its efforts.

ELKHORN CLUB MEETING

MRS. C. LEE SHAW, Secretary

OUR September meeting had to be postponed a week because of the Walworth County Fair. We had our meeting the thirteenth.

To me this was one of the most interesting meetings so far this year. Members responded to roll call by telling of their methods of protecting their flowers from the early frosts. It was decided to have the Civic Committee, consisting of Mrs. H. D. L. Adkins, Chairman, Mrs. E. McCormick, Miss Myrtle Mosher and Mrs. Morris Stelle, attend to the flower beds in the park and replant the tulips in the two beds as far as they will go and purchase from Mrs. Will Tubbs whatever is necessary. The city asked us to help in the planting of the new boulevards. At this writing, the "help wanted" is rather vague but are to meet with the Mayor to get their idea.

The program this month was very interesting, Mrs. Morris Steele, having spent last winter in Florida, told of "Gardens of the Southland". Mrs. Steele brought many pressed specimens with her, many of which came from their gardens in Jacksonville.

Mrs. George Harrington talked of "Varieties of Everlasting Flowers and Methods of Curing for Winter Bouquets". Mrs. Harrington brought many different kinds to show us including: Queen Annis lace, cattails, bitter sweet, honesty, various kinds of strawflowers, sea oats, chinese lanterns, seed pods of the scabiosa and love-in-mist, different varieties of statice, silver king artemisia, ornamental grasses, goldenrod and many others.

We will take the matter regarding the convention up at our October 4th meeting. A great deal depends on whether or not we have to pay for any of the boulevard planting.

BLACK CAP RASPBERRIES

(From Horticulture, Illustrated)

BLACK raspberries will not gain the recognition and popularity that they deserve until better sorts are made available by systematic breeding is the opinion of Dr. U. P. Hedrick, director of the State Experiment Station at Geneva, N. Y. Efforts are being made to develop superior varieties of black-caps by the station fruit breeders. No small fruit has yielded so readily to domestication and none is more easily improved than the black raspberry, Dr. Hedrick says.

The commercial cultivation of raspberries began in this country in 1850 when H. H. Doolittle of Oaks Corners, N. Y., demonstrated that propagation from tips is a practical method of large scale production. With this discovery a new industry was launched at once with a variety brought in from the wild. By the close of the last century thousands of acres of black-caps were being grown to supply evaporators that had sprung up over the country. However, after 75 years, there is still a lack of good varieties. Better flavored sorts are needed. The seeds in our present varieties are too large and the fruit is too small.

Black and red raspberries cross readily to produce the purple raspberry, and there is almost unlimited possibilities in developing these remarkable hybrids. Of the new varieties of black raspberries recently introduced by the station, probably the best is Dundee, while among the new varieties of purple raspberries, Brant and Webster are showing much promise.

Summer Boarder: "But why are those trees bending over so far?"

Farmer: "You would bend too, Miss, if you was as full of green apples as those trees are."

Shall We Take Down The Bars?

Serious Pests Have Recently Been Imported and Established

E. L. CHAMBERS, State Entomologist

IT IS a constant fight to try to grow anything profitably nowadays. It seems that we barely get accustomed to the necessary methods of warfare of one pest and find a way to profitably continue business when another enemy even more dangerous than the last is at our throat. The importers of novelties and propagating stock have kept a constant stream of insect pests and diseases flowing into our country. After the legislatures of our state and federal governments began to be appealed to more and more for financial assistance in stamping out the menace of their industries, they set their machinery to work solving the problem and got at the source of it all.

Just as immigration laws had to be established to stem the tide of the undesirable classes of the people of Europe, so was it necessary to fix quarantines to put a stop to using America as a dumping ground for shippers of insect-infested and disease-infected plant material. About fifty regulations have been established by the federal horticultural board (known as the Plant Quarantine and Control Administration since last summer) to retard this tide of insect pests and plant diseases pressing toward America. These sections have provided fairly adequate means for the prevention of entry of such pests, as shown by a record of seventeen years of successful enforcement as compared with the stream of such pests coming into the United States prior to the passage of this act in 1912.

Because this necessary safeguard to our horticultural interests has denied importers of such stock an opportunity to reap a harvest which can, in some instances, be grown and consequently purchased cheaper there than it can in this country, they have continually objected to any regulation which would hinder their activities.

In answer to the pleas of these importers an amendment to the Plant Quarantine Act has been proposed by the Senate Committee on its revision of the Tariff Bill now before Congress (H. R. 2667), Committee print, page 290) which reads as follows:

(d) PLANT QUARANTINE. —The Plant Quarantine Act, approved August 20, 1912, as amended, shall not be construed to authorize the Secretary of Agriculture to forbid the importation of any nursery stock or other plants, or fruits, vegetables, roots, bulbs, seeds, or other plant products unless such plants or plant products are infected with disease or infested with injurious insects, now to or not theretofore widely prevalent or distributed within and throughout the United States, or unless the Secretary of Agriculture has reason to believe that such plants or plant products are so infected or infested.

The enactment of this paragraph, strictly interpreted, would render Sections 1 to 7 of the Plant Quarantine Act, relating to the entry of foreign plants and plant products, of little or no value as protecting the United States from the entry of new and dangerous insect pests and plant diseases, which is the sole purpose of these sections. The frequency of entry of such pests may be indicated by the fact that during the 4-year period between 1908 and 1912, while this Act was under consideration by Congress, the following notable crop pests secured entry and establishment: the Oriental fruit worm, Japanese beetle, Asiatic beetles, citrus canker, potato wart, European corn borer, camphor scale, and the gipsy moth in New Jersey—nearly all of which are now subjects of large annual appropriations by Congress for control or in some instances, attempts at eradication.

The prevention of entry of such pests since 1912, under the enforcement of the Plant Quarantine Act, presents a striking contrast with the situation just described. Up to April, 1929, covering a period of nearly 17 years, it was possible to say that this entry of important pests had been practically stopped. During this period, in only two instances had pests entered of the importance of those mentioned and the entry of these across the border of Mexico could probably not have been prevented, namely, the pink bollworm of cotton and the Mexican fruit worm into the lower Rio Grande Valley. The entry in April of this year of the Mediterranean fruit fly into Florida is the first really important instance of pest entry which has gotten through the quarantine and port of entry controls. The means of entry of this fruit fly is not known except as indicated by the many interceptions of this pest in contraband fruit and vegetables made by the agents of the Department in the inspection and quarantine enforcement at ports of entry. In addition to this and other fruit flies, such port interceptions included thousands of plant pests of all sorts. The records of such port interceptions, together with the interceptions made on nursery stock and other plants and seeds are published at frequent intervals for the use of inspectors

and give a pretty full picture of the stream of entry of pests which would be coming into the United States except under enforcement of the type of quarantines which have been promulgated under the authority of the Act.

To indicate the effect of the proposed amendment, it may be pointed out that the requirement, as a condition of exclusion of plants and plant products, that the Secretary of Agriculture shall determine as to any shipment that such plants or products are infested or not, is an impossibility as to practically all plant diseases and as to most insect pests. Such exact determination cannot be made. In the case of plants, such determination can be made to a degree only by intensive inspection such as would be totally impracticable in connection with bulk importations, and for many insects and practically all plant diseases and with any certainty only by holding such material in quarantine for a period of years. For plant products, such examination and dissection would be necessary as would destroy the value of such products. For example, as to fruits and vegetables coming from fruit fly countries, no determination by inspection could be made of freedom from infestation other than by dissection of every fruit and vegetable.

Taking up the alternative given in the paragraph quoted, namely "or unless the Secretary of Agriculture has reason to believe that such plants or plant products are so infected or infested," this alternative under the preliminary statement in the paragraph would, necessarily, have to be interpreted as requiring the Secretary to make the decision as to infestation or not for each and every importation of plants or plant products. If, on the other hand, advantage were taken of this alternative on the ground of "reason to believe," it would not only render the amendment a farce but would make the enforcement of the Act difficult and very expensive on account of the necessity of making continuing and innumerable decisions on belief. and at the same time would place the importer in a state of absolute uncertainty as to whether any importation which he might make would not have to be rejected.

The adoption by the Department in 1919 of its present policy of restricting the entry of foreign plants on the basis of known occurrence in the country of new and dangerous pests —believed to be fully authorized in the first seven sections of the Act—was forced after giving a test of seven years to the system of double inspection, (1) in the country of origin with foreign certification of freedom from pests, and (2) at destination in this country by State or Federal inspectors. The tremendous volume of new and dangerous pests intercepted at this second inspection and the full realization that only a portion of the insect pests and practically none of the plant diseases brought in with such importations were being thus intercepted, led to the abandonment of entry on the basis of inspection only. Under the present policy of the department, provision is made for the entry of plants for any necessary introduction, experimental, scientific, or educational purpose, and for such purposes entry is authorized of millions of plants every year. The risk under such entry can be justified only by the necessity for the introduction, but under this policy the volume of entry is so greatly reduced that the plants can be given much more intensive inspection on arrival, and, in addition, are kept under control and inspection for such period of years as may be necessary to eliminate any residual risk.

The impossibility of making determinations with respect to plant diseases has already been indicated. It is true of most such diseases that their presence in the plant is only disclosed at some particular fruiting period of the disease, a period which, as in the pine blister rust, may not develop for five or six years after the plant actually becomes infected. Similarly, many insect pests live within the plant where they cannot be detected except by dissection and others are concealed so that their presence cannot be determined. Furthermore, most of the new pests which have recently gained entry were not known scientifically or in literature prior to their discovery in the United States, and the detection of such unknown and unheralded pests whose habits and place of concealment have never been determined is difficult and often impossible. Many of these had not been recognized as harmful in the countries of origin, but became so under the new and more favorable opportunities which awaited them in the United States. Some years ago catalogues were prepared respectively by the Bureau of Entomology and by the Bureau of Plant Industry of the important crop pests, insect and disease, which had been studied and described as occurring in foreign countries but which had not yet reached the United States. These lists included some 6,000 different types of dangerous insects and plant diseases. The records of entry into the United States of pests which were unknown in the countries of origin would indicate that those lists are very incomplete, probably representing less than half the potential plant enemies of the countries concerned.

Under the paragraph quoted diseases of the following types would have unrestricted entry into the United States: (1) the *chestnut blight,* which has destroyed one of the predominating forest elements of the Appalachian region of the United States; (2) *the white pine blister rust,* which has already in-

vaded the white pine areas of the eastern United States and is threatening those of the Pacific northwest where the main body of the remaining merchantable white pine occurs: and (3) the *citrus canker*, which has already cost this country and the States concerned from twenty-five to thirty million dollars in an effort at eradication —an effort which has not yet been completely successful. Of these, the chestnut blight and the citrus canker were unknown prior to their establishment and discovery in the United States. Re insects, the paragraph quoted would afford unrestricted entry to insects of the types of the Oriental fruit worm entering with the Japanese cherry, the Japanese and the Asiatic beetles entering with soil about plants, clover and alfalfa weevils and half a dozen other similar crop weevils introduced with soil about plants, wireworms and many other insects which live a portion of their lives, or hibernate, in soil, together with a long list of scale insects and plant lice, parasitic worms—classed under the name of nematodes—and most of the insects which work inside fruits and vegetables—such as weevils, fruit worms and fruit flies.

The proposed amendment of the Plant Quarantine Act, in large measure, would, therefore, bring a return of opportunity for pest entry which existed prior to 1912. The question is, shall we take down the bars or deny a few importers an opportunity to profit at the expense of the entire nation.

APPLES AT GAYS MILLS

A TRIP to the orchards at Gays Mills during the harvest season is well worth while.

On September 11th in company with Dr. R. H. Roberts, the editor made a trip to the orchards. If you don't believe that Wisconsin produces fine apples, visit the Kickapoo Valley during the shipping period. At the time of our visit the Wealthy harvest was in full swing. While hail had done a little damage in several of the orchards, the Wealthies were uniformly of very fine uality.

Most of all we were surprised at the wonderful color on all the apples. Even the Snows and McIntosh at this early date were a very fine color and promised to be still better before the harvest season.

The soil in the orchard section at Gays Mills is very deep. Prof. Roberts stated that in digging a basement, nine feet of fertile top soil was found before sub soil or clay was reached. The orchards are on an elevation which gives them a splendid apple growing climate, the cool night temperature inducing high coloring.

During the past years lack of funds for proper pruning, fertilization and spraying seriously handicapped many of the orchards of the Kickapoo Valley. This has been overcome to a large extent and today the trees on most of the orchards are in good shape and are producing a big crop of fruit.

On September 11th we saw Delicious on the trees that were over 2½ inches in diameter with considerable time for maturing before harvest.

The effect of nitrate fertilizer has been very marked. On one of the orchards a row of trees had been left unfertilized. The leaves were a yellowish green in color. The fruit was small and the set was much poorer than on the rest of the orchard. So marked was the difference that it was a surprise. How can any orchard man still argue that it doesn't pay to apply nitrate, or rather how can an orchard man continue to be in business without using nitrate unless he has, which is improbable, enough manure to supply it.

Most of the orchards were in grass sod which is probably the best method for this section because of the erosion which takes place on the slopes if they are cultivated. Furthermore, it is quite expensive to carry on clean culture and growers are fortunate if they have soil on which it is not necessary. Dr. Roberts stated that in his opinion growers would get excellent results with the use of nitrate only.

The growers are also learning to prune correctly. Pruning out the non-bearing wood and cutting back to induce new growth together with the use of proper fertilizer results in maximum crops.

Several Chicago buyers were at the packing plant anxious to buy the Wealthies. The prices were good, ranging around $2.00 per basket FOB cars, carload lots for number one Wealthies. One buyer from Chicago admitted that the Gays Mills Wealthies were the best that he could buy anywhere.

These orchards have a splendid future under the right management and care. Mr. J. J. McKenna, manager of the Kickapoo Development Company who is in charge of most of the work in the orchards has been handling the labor in fine shape. The trees are now of mature size and the orchards should begin to pay good dividends.

Apple Exhibit at Milwaukee

A large apple advertising exhibit will be staged by the County Agents of Ozaukee, Milwaukee, Racine, Washington and Waukesha counties at the Milwaukee Journal Food Show, October 19–26.

Each County will exhibit 50 trays of high quality fruit. This exhibit, seen by thousands, has been a splendid means of breaking down consumer prejudice against Wisconsin apples.

Lilies You Ought to Grow

LILIES have engrossed the attention of gardeners and tested their skill for many years and many of them have been given up in despair as hopeless. Nearly all of them can be grown if their needs are studied and provided for. There are, however, a sufficient number of this handsome and stately genius that will grow under almost any conditions except those of heat and drought so that the difficult sorts may be left for the collector and fancier.

Lilies easily grown that belong in every garden are the madonna lily, Lilium candidum; the native Turk's cap, L. superbum; the old-fashioned tiger lily, L. tigrinum; the candelabra lilies, L. umbellatum or dauricum as it is sometimes known; the coral lily of Siberia, L. tenuifolium; and the handsome substitute for the Easter lily, the regal lily, L. regale. The last is likely to give more trouble than the others. To these should be added the Japanese section L. reseum or rubrum and the magnificent gold banded lily, L. auratum, even if the latter lasts only a year.

No bulb has made its way as rapidly as the regal lily brought from the interior of China by E. H. Wilson of the Arnold Arboretum only a few years ago. Although it is as readily grown from seed as the common perennials, blooming the third year from seed and often the second year, the supply seldom equals the demand. It is a white trumpet, similar in shape to the familiar Easter lily. The outside of the trumpet is tinted with purple and the throat is golden yellow. It is hardy except in one particular. While the bulbs stand any degree of freezing safely, the young shoots, as they appear in early spring, are very susceptible to freezing and in case of unseasonable weather must be protected. If they are frozen the season's bloom is gone.



All of these lilies except the madonna lily should be planted deep, about six inches. The madonna lily should not have more than two inches of soil above its crown. They all need fairly moist conditions but with good drainage so that water cannot stand about the bulb. It is usual to take the precaution of planting the bulb in a pocket of sand. Another in the case of extra choice lilies is to place an inverted flower pot in the hole and plant the bulb on the top of the pot to assure perfect drainage.

FREESIAS AS HOUSE PLANTS

ONE of the easiest of all fall bulbs for growing in the house, even in a window of a steam-heated flat, is the freesia. It can be bloomed successfully with very little trouble. Most of the fall bulbs are known as Dutch bulbs because Holland is the center of their production. The freesia belongs to the class known as Cape bulbs because it originated in South Africa and is a close relative of the gladiolus and a member of the iris family.

Originally known only as a white, then with the addition of a yellow, we now have this delightful bulb in a wide range of colors including reds, oranges, lavenders, roses, various tones of yellow and with interesting variegations and shadings. It has also been greatly increased in size and beauty of form.

The freesia, besides the beauty of its coloring, is delightfully fragrant. It has become one of the most popular of winter cut flowers. Now is the time to get pots going for winter. The bulbs are botanically known as corms or solid bulbs, a true bulb such as a tulip or an onion consisting of a series of layers while a corm is all in one piece, the gladiolus being an example.

They should be planted, half a dozen to a five-inch pot, about an inch below the surface of the soil, which should be kept damp but not wet and set away in a dark closet until they have made about an inch of leaf growth. They should then be brought to the light and set in a window to grow until they bloom. The foliage resembles a miniature gladiolus. The one care that must be taken during their growing period is not to allow the soil to dry out. Give good drainage by putting broken flower pots, crockery, or coarse pebbles in the bottom of the pot and use a porous soil. Lighten heavy, black soil with torpedo or white sand.

The most unfavorable condition as a house plant is too high temperature. Put them in a window as far away from the radiator as may be. If the atmosphere is too hot and dry the buds may blast. This atmosphere is not one that should be permitted for the good health of human beings. Moisture should be provided and if the atmosphere is of the proper quality for human beings it is all right for the freesia. They will grow and bloom in windows where they get very little sun but the growth will be very lanky. Sun for half the day should be given.

HOW TO MAKE CLEAR CIDER FOR FUTURE USE

From Fruits and Gardens

CIDER that is clear and free from sediment may be quickly and easily prepared with the help of a good filter. Filters for either home or commercial use that operate on the vacuum suction principle can be obtained at reasonable prices. Double pasteurization is also a help in securing juices free from sediment. The following method is well adapted for home use:

After crushing, strain the cider through several layers of cheesecloth and pour into glass jars and place these up to their necks in a vessel of water. The rubbers and lids should be in place, but the jars should not be sealed. Heat the bath to 165° to 175° F. for one hour. Seal the jars and set in a cool place.

After a few days draw off the clear liquid, being careful not to disturb the sediment. Fill the clear cider into bottles or glass jars and place in the water bath with the water almost to the top of the containers. Rubbers and lids should be in place if fruit jars are used. Bottles may be left open. Heat the bath to 169° F. and maintain for forty-five minutes. Seal the jars. Dip clean corks into boiling paraffin and insert in the bottles. Remove from the bath and store in a cool place.

Such cider will have practically no sediment. If it is opened a few hours before serving, or if it is poured several times from one vessel to another, it will have little or no cooked flavor. However, the filtering method mentioned above will give a good product without such extensive operations.

Some people prefer boiled cider. When well made, it is of good color and quality and finds many uses.

For boiled cider, use juice from fresh, sound apples. Place in an aluminum or porcelain lined kettle and boil rapidly, reducing the volume in ratio from 5 to 1. Remove any scum which forms, transfer to sterilized jars or bottles and seal at once.

Cider jelly is highly prized by many who know it. It is made by boiling sweet cider down until it reaches the jellying point. This generally occurs when the volume is reduced in the ratio of about 7 to 1.

Cider jelly of fine quality is made by mixing cider from sweet and acid apples in equal volumes. Such jelly will appeal to those who do not like either a sweet or a distinctly acid product.

HOW GAS PLAYS HAVOC IN THE GREEN HOUSE

The Sturdy Young Tomato Plant is a Perfect Detective to Give Advance Warning of the Attack

ILLUMINATING gas has no place in a greenhouse. It is death to plants in much smaller amounts than the human nose can detect it. But even though we know this it does not mean safety, for gas mains even as far as 2000 feet away have been known to leak, and the gas to spread under a frozen crust of earth, and seep into a greenhouse. Recent damages from this source have varied from ten to one hundred and fifty thousand dollars. Obviously any greenhouse man should locate as far from gas mains as possible!

The time to be on guard against this danger is after frost in the fall and winter when the gas cannot escape upward and so runs along under ground; also at this time the ventilators are closed and so the danger is increased. No chemical test can detect the small amounts fatal to the flowers, and even the canary who has been sacrificed as an advance guard against gas in conservatories, will not be prostrated until the gas is 25 to 200 times the lowest strength that will injure the most sensitive plants. Carnations will go to sleep with only one part of illuminating gas to 50 to 80 thousand of air; Easter lilies are stunted, ageratums and acacias and roses shed their leaves or show the leaves turned backward.

It has been found by Doctor William Crocker, Director of the Boyce Thompson Institute for Plant Research at Yonkers, New York, that a vigorous young tomato plant grown in the warmer greenhouses, will immediately give warning of a gas leakage, as it will turn back its leaves, as shown in the picture, with as little as one part of gas to 200,000 parts of air, and the more vigorous the plant the quicker it will react and give the warning. The castor bean plant is still more sensitive than the tomato responding to one part in 400,000, but the tomato would prevent injury to all ordinary commercial plants.

Obviously it would be wise to keep a corps of these gas detectives on hand in the fall and winter and turn them loose in the greenhouse if such unexplained injury to the plants or check in growth appears.

The home folks may take warning too. The drooping of cut flowers and the unexplained failure of the tenderly cared for window box, may be due to gas in the air though you cannot smell it. It is most interesting to note that the ethylene in the gas which causes this injury does it by over-stimulating the plant, so that too much growth at the leaf and bud juncture takes place and they fall. This same effect of ethlyene and its derivatives is used to advantage when applied at the proper time and in the right strength, to hasten the growth of potatoes, to color oranges, and to bring lilacs and other similar plants into quicker blooming, as Doctor F. E. Denny of the Boyce Thompson Institute has proved.

Greenhouse Mosaic Control

S. P. DOOLITTLE
U. S. Dept. of Agric.

Annual Convention Paper

THE mosaic diseases of most importance on vegetables in the greenhouse are those affecting the cucumber and tomato. The leaves of mosaic plants show a pronounced green and yellow mottling and are usually somewhat distorted and curled, particularly near the growing point. In the case of the cucumber the fruits are also mottled with green and yellow, the green areas often being raised in such a way as to give the fruit a warty appearance. Mosaic cucumber plants in the greenhouse often wilt and die within 20 days after infection and this, together with the unsalable character of the fruit, makes the disease a very serious one. In the case of the tomato the injury is not usually so severe, but where plants are affected with mosaic when small they are much stunted and the yield reduced. Fruits of such plants may also be irregular in shape and tend to ripen unevenly. Another disease of the mosaic type known as "streak" also affects tomatoes under glass, producing brown streaks on the stem and causing small brown, dead spots on the leaves. The fruits of such plants show brown, sunken spots which render them worthless.

Diseases of the mosaic type belong to a group which are not caused by any known fungus or bacterium but by an infective principle or "virus" which is present in the juices of mosaic plants. Healthy plants are infected with the disease by any agency which brings a drop of the mosaic plant juices in contact with a slight wound in the healthy plant. The chief means by which these diseases are spread consist mainly in the handling or pruning of mosaic and healthy plants, and insects which carry the virus in feeding from plant to plant. Our investigations have shown that cucumber and tomato mosaic are not due to lack of fertility, acidity, or other soil conditions, nor are they the result of improper watering or ventilation. These diseases only appear in cases where the mosaic virus has in some way been introduced into the tissues of the plant.

In the case of the cultivated cucumber we have found that mosaic is not carried in the seed or soil. It does, however, live over winter in certain wild plants, particularly the wild cucumber, milkweed, pokeweed and wild ground-cherry. With the exception of the wild cucumber these plants are perennial, the disease appearing in the new shoots each year. In the case of the wild cucumber, unlike the cultivated cucurbits, the disease lives over in the seed. These plants represent the sources from which the disease comes each year, the virus being carried from them to the cucumber by insects, chiefly the striped beetle and melon louse or aphis. In addition to their importance as carriers of the first infection, the insects mentioned are also the chief means by which cucumber mosaic is spread in both the field and greenhouse. The melon louse is probably responsible for much of the spread of the disease under glass, the striped beetle usually being less common in the greenhouse.

In the greenhouse, cucumber mosaic can be controlled by methods which require little extra effort or expense and which have proven efficient in checking the disease. Since mosaic is always the result of infection carried from another mosaic plant it is never advisable to have outside plantings of cucumbers near houses where a fall crop is being started. If milkweed, ground-cherry or wild cucumber plants occur in the immediate neighborhood they should be kept down, regardless of whether they appear to be mosaic. By such means it is often possible to prevent the disease from gaining a foothold in the houses but if it appears it can usually be checked by the following measures.

All plants which appear to be mosaic should be disposed of at once, including any young plants which are curled or stunted. When small, the mosaic plants may be pulled out and destroyed, taking care to wash the hands before again handling healthy plants. When the vines are large and particularly when trellised, the mosaic plants must not be pulled out, since in so doing the mosaic leaves are likely to be rubbed and pulled against those of adjacent healthy plants. The slight injuries thus produced will often result in the infection of more plants than are removed. In such cases all mosaic plants should be cut off at the roots and allowed to dry where they are without being removed. The dead plant will not be a source of much further infection since the virus of cucumber mosaic is soon destroyed by drying. Knives used to cut the mosaic plants should be sterilized or thoroughly washed with soap and water before being used for pruning.

The removal of mosaic plants, while very important will not alone prevent the spread of mosaic since the virus is present in the plant before any symptoms appear and plant lice will transmit the disease from such plants. It is therefore essential that aphids be kept down in the houses and to insure freedom from insects it is advisable to practice a regular fumigation

The Growers Market

Advertisements for this department will be accepted from members of this society who produce the articles offered for sale. Rate 2 cents per word, minimum charge 25c per issue. "Adds" of nursery stock and plants will be accepted only from those listed by the State Entomologist as having been inspected. No discounts from these prices.
Copy should reach us by the 20th of the month. Send cash with order.

WATER LILIES, ORNAMENTAL Water Plants, Berry-bearing shrubs and Plants for attracting birds, etc. Write Terrell's Aquatic Farm, 1006 W. Blk., Oshkosh, Wis.

LILY BULBS

REGAL LILIES. Nice blooming bulbs $2.00 per doz. Extra large size $3.25 per doz. Post paid. H. C. Christensen, 1625 Ninth St., Oshkosh, Wis.

of the houses at intervals of about 10 days from the beginning of the season. It is not safe to wait until the lice are noted before again fumigating, since they may be present in such small numbers as to pass unnoticed and yet be sufficiently numerous to spread the disease with great rapidity. For this reason it is essential that the houses be fumigated regularly regardless of the appearance of insects. The above methods have proven very successful and in many cases their use has eliminated losses from cucumber mosaic in houses in which the disease previously had caused serious injury each year.

In the case of the mosaic and streak diseases of the tomato the methods of control have not as yet been as fully worked out as in the case of the cucumber, but the situation is much the same and the same recommendations apply to a large extent. Tomato mosaic is not carried in the seed but investigations now in progress indicate that under glass the virus may persist for some months in the soil. How important this question of soil transmission may be we are not yet prepared to say but where facilities for soil steaming are available it is advisable to sterilize the soil, since this practice will also insure freedom from nematodes and other troubles. It is also highly important that the plant refuse from each tomato crop be cleaned out as thoroughly as possible.

In starting plants new soil should be used and the plants should not be grown in a house where other tomatoes are present if it can be avoided. In the case of a fall crop, there should be no field plantings of tomatoes close to the houses. After setting, watch the plants closely and remove at once any plants which are yellowed or have dwarfed or curled leaves. Tomato mosaic is spread to a large extent by pruning and for this reason it is essential that an effort be made to remove all mosaic plants which appear during the early part of the season. In the case of tomato mosaic, unlike that on the cucumber, the virus withstands drying for some time and for this reason the plants should be cut off and removed even after they reach a considerable size, using as much care as possible to avoid rubbing against adjacent healthy plants. If the disease once becomes widespread in the houses it will probably not be advisable to attempt further removal of diseased plants but by the careful removal of mosaic plants early in the season a widespread infection at least may be delayed until the crop is well set, with the result that the injury from either mosaic or streak will be less severe.

At the present time there is not much information available on the transmission of tomato mosaic by insects but a regular fumigation of the houses should be practiced along the same lines as recommended in the case of cucumber mosaic. If these measures are used it is likely that losses from mosaic can be greatly reduced in most cases.

SELECT GLADIOLUS

	Lage Each	Med. Each	Blbs. Each
Marmora			15
Coryphee			15
Coronado			10
Miss Des Moines			10
Mother Machree			1.00
Pfitzer Triumph	.50	.30	.05
Veiled Brilliance	.30	.20	.05
Veilchenblau	.50	.25	.05
Gold Eagle	.20	.10	.05
Golden Dream	.45	.25	.05
Minuet	.60	.30	.05
Dr. Moody	1.00	.60	.10
			Pkg.
Mr. W. H. Phipps	.15	.08	.25
Pearl of Calif.	.60	.30	.30
Heavenly Blue	1.00	.60	.50
Dr. F. E. Bennett	.15	.10	.25
Carter Patricia	.70	.40	.30
Farrar Geraldine	.25	.15	.25
Mr. V. Koynenburg	.50	.25	.25
Rita Beck	.70	.40	.40
Phaenomen	.25	.10	.25
Aida	.80	.50	.35
Chas. Dickens	.30	.15	.30
Mrs. P. W. Sisson	.30	.15	.25
Gloriana	.25	.15	.25
Herbstzauber	.40	.20	.25
Joerg's White	.40	.20	.30
Purest of All	.25	.15	.25
Victor (Errey)	.50	.25	.25
			Doz.
Othello (Pfitzer)	.75	.40	.50
Gertrude Errey	.20	.10	.10
Emile Auburn	.40	.20	.30
Nimrod (Pfitzer)	.25	.15	.20
Sacajawea	.50	.25	.30
Cath. Coleman	.25	.15	.20
	doz	doz.	
Henry Ford	.60	.30	

DARWIN TULIPS NAMED VARIETIES $3.50 per hundred

DR. A. J. NELSON
214 N. Division St.
Stoughton, Wis.

Visit Our Gardens Now

USE OF PARAFFINE MAKES GRAFTING EASY

(Continued from page 46)

The active scion method this summer has given the writer very good results. All common tree fruits and grapes have grafted readily this way and united well. Paraffine is being used for coating scions for storage and shipment, for coating the entire top and roots for shipment of shrubs and small trees, and for protection against mice and rabbits by painting on the trunk.

TABLE OF CONTENTS

	Page
New Fruits in Minnesota	35
Strawberry Deal at Warrens	36
Flowers By Air	36
Winter Covering for Strawberries and Raspberries	37
Shall We Cover Our Small Fruits	38
Covering Strawberries	39
Fertilizer for Berries	39
Plant Perennials This Fall	40
Harvesting and Storing Dahlias	41
Bulbs For Fall Planting	42
New Tulip Families Developed	43
Prune Crop Totals 60 Million Pounds	43
Flowers That Bloom In The Snow	44
Preparing Soil For Bulbs	44
Irises Grown From Bulbs	45
Use of Paraffine Makes Grafting Easy	46
Safe and Poisonous Mushrooms	47
State Wide Farmers' Meeting at Marshfield	47
Editorials	48
Convention Program—Fruit, Small Fruit, Vegetable Growers Section	49
About The Home and Garden	50
Eatmore Cranberries	51
Garden Club Federation News	52
Program—Federation Convention	52
Black Cap Raspberries	55
Shall We Take Down the Bars	56
Apples At Gays Mills	58
Lilies You Ought To Grow	59
Freesias as House Plants	59
How To Make Clear Cider	60
The Control of Mosiac Diseases in the Greenhouse	61

ATTENTION

We have something you need

Tree Protectors
Berry Hooks
Plant Markers
Cyanogas and Black Leaf 40

Orchard Harvesting Equipment

Ladders
Picking Bags
Wire Fruit Pickers
Baskets

F. R. GIFFORD CO.
2201 UNIVERSITY AVE.
Madison, Wis.

HARDY PERENNIALS

New & Standard Varieties

300 Kinds

Strawflowers—All Varieties

J. F. HAUSER
Bayfield, Wisconsin

Send for Price List

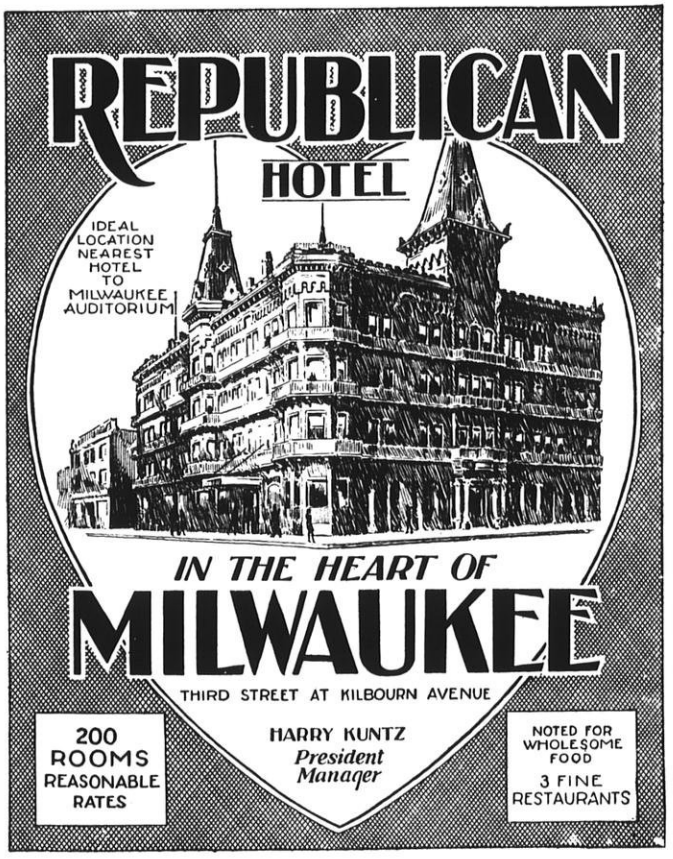

25 Iris Roots mixed colors for $1.00 Prepaid. Catalog of Peonies, Iris, Gladiolus, Lily Bulbs and Perennials. Free for the asking. May I send you one?

E. B. ROSA
Route B
MONROE, WIS.

The
Swartz Nurseries

GROWERS OF

Shade, Ornamental and Evergreen Trees

Shrubs, Vines and Roses

Park, Cemetary, and Golf Ground Planting

Landscape Architects

KENOSHA, WISCONSIN
Phone 2F4



W. A. Sisson W. A. Lawson

Sisson's Peonies

Rosendale, Wisconsin

Specializing in

Peonies—Irises and Gladiolus

Let us start you in the business or send you additions to your collection

Write or head your auto this way.
Intersection Highways 23 and 26

Memorial Peony bed at
Riverside Cemetery, Oshkosh

Special Offer of Orchids

FIVE each of FIVE lovely Native ORCHIDS for $5.00

Following are the varieties in this special offer which holds good until October 1. Delivery will be made at the best time for planting this fall.

ARETHUSA BULBOSA (Indian Pink) — Lightly acid soil, light shade. Each bulb bears a single beautiful flower of deep orchid shade. 8-12 inches. June.

CYPRIPEDIUM PUBESCENS (Yellow Lady Slipper)—Does well in any rich, partly shaded location. Yellow slipper and brown-purple petals. May and early June. This is the easiest to grow of the Lady Slippers.

SPECTABILE (Showy Lady Slipper)—This is the finest of all orchids. It grows up to 2 ft., bearing along the stalks several rather roundish leaves, and on top one or two quite large rose-purplish or magenta and white flowers. Does exceedingly well in a moist, partially shaded bed of peat or leaf mold.

HABENARIA PSYCODES (Purple Fringed Orchis)—The lilac-pink flowers, fragrant and delicately fringed, are borne on slender stems 12-30 in. high. Not difficult to establish in moist or swampy locations.

ORCHIS SPECTABILE (Showy Orchis)—Somewhat misnamed as the rosy-lavender and white flowers are too delicate to be termed showy. 3-8 inches high in May or June. Found in rich leaf mold soil in woods, but does well in open sun if soil is rich and moist.

W. A. Toole

of Garry-Nee-Dule

Baraboo, Wisconsin

Darwin Tulips

100 Darwin Tulips 5 named varieties
20 each our selection $3.50 postpaid.
500 Darwin Tulips 5 named varieties
100 each our selection $15.00 by express collect.

We have imported 40,000 bulbs direct from Holland. Varieties: **Clara Butt**—Apple blossom pink. **Europe**—Salmon, scarlet shaded rose. **King Harold**—Mahogany deep red. **Mrs. Farncombe Sanders**—Deep rose. **Pride of Haarlem**—Bright carmine. **Rev. Ewbank**—Lilac mauve. **Princess Elizabeth**—Bright rose. **Prof. Rauwenhoff**—Cherry rose. **Scarlet Perfection**—Beautiful intense scarlet. **Yellow Wonder**—Large golden flower.

All the best commercial varieties.

October Delivery

Superior View Farm

J. F. Hauser

Bayfield, Wis.

Try Our Special Selected Sweet Scented Hybrid Lupines

One Dozen $3.90 post paid

We specialize in Perennials

Send for our new illustrated Catalog

Chequamegon Flower Gardens

V. E. Brubaker, Prop.

Washburn, Wis.

DEMOCRAT PRINTING COMPANY
MADISON, WISCONSIN

WISCONSIN HORTICULTURE

Vol. XX NOVEMBER, 1929 No. 3



EVERGREENS
Native Rhododendrons

Broad Leaved Flowering Shrubs for all around beauty. Write for illustrated price list. Now booking fall orders.

TENNESSEE EVERGREEN CO.
P. O. Box 575
Elizabethton, Tenn.

BARGAINS

100 finest Gladiolus Bulbs $2.00 F. O. B. or $2.25 postpaid, 10 varieties 10 each. Spring delivery.

30 popular Iris roots, 5 each 6 kinds for $2.25. Postpaid April—July—August delivery.

6 Peony roots, 2 red, 2 white, 2 pink for $3.00 postpaid. Sept.—Oct. delivery.

STONECREST GARDENS
Eau Claire, Wis.

Send for catalog. It's free.



Fig. 1 Fig. 2 Fig. 3

Berry Boxes
Crates, Bushel Boxes and Climax Baskets

As You Like Them

We manufacture the Ewald Patent Folding Berry Boxes of wood veneer that give satisfaction. Berry box and crate material in the K. D. in carload lots our specialty. We constantly carry in stock 16-quart crates all made up ready for use, either for strawberries or blueberries. No order too small or too large for us to handle. We can ship the folding boxes and crates in K. D. from Milwaukee. Promptness is essential in handling fruit, and we aim to do our part well. A large discount for early orders. A postal brings our price list.

Cumberland Fruit Package Company

Dept. D, Cumberland, Wis.

ROCK GARDEN PLANTS

Hardy Perennials
Bulbs

Landscape Service

Visitors Always Welcome

WHITE ELM NURSERY CO.
Hartland, Wis.

Darwin Tulips Gladiolus Peonies Dahlias Iris

Write for our varieties and prices.

DR. A. J. NELSON
214 N. Division St.
Stoughton, Wis.

Visit Our Gardens

TREES SHRUBS PLANTS EVERGREENS

For Landscape Planting

ESCHRICH'S NURSERY

Growers—Designers—Planters

Ask for our Catalog

Sta. F Milwaukee, Wis.

Visitors Welcome

BLACK WALNUT SEEDLINGS

24 inches and over.

Per hundred ---------- $10.00
Per thousand ---------- 80.00

Delivered this fall or next spring.

DR. A. H. LEMKE
Wausau, Wis.

THE BEST LILACS

Belle-de Nancy: Beautiful double pink.
Congo: Single, deep wine red, exquisite.
Lamark: Rosey lilac, double.
Mme. Able Chatney; The best double white, hardy and a prolific bloomer.
Mrs. Hoover: A beautiful pink Persian, bewitching in daintiness.

These five lilacs, one to two feet, postpaid for $2.50. **Order Today.**

WISCONSIN NURSERIES
W. J. Moyle & Sons
UNION GROVE, WIS.

FLORISTS AND OTHERS
Your Orders Please!

Cut Greens, Evergreen Roping, and Christmas Trees
By the bag or the carload
Hardy Northern Nursery Stock

Wholesale and Retail

DAHLBERG NURSERIES
Ladysmith, Wis.

Some Get Acquainted Offers For Spring Delivery

10 Delphiniums Gold Medal Hybrid	$1.25
7 Hardy lilies (Single and double, Tiger lily; red, Elegan; scarlet, Regale; white Asst.)	1.25
10 Hemarcallis-yellow, orange lily	1.25
10 Assorted Iris in three or more colors	1.25
5 Spireas Van Houtii shrubs	1.25
50 Assorted Gladiolus	1.25

Every Wisconsin State Horticultural Society member should avail himself of these special offers. Our catalog is free.

SWEDBERG BROS NURSERIES
Battle Lake, Minnesota

GLADIOLUS BULBS

Choice New and Standard Varieties

List Ready In January

Will offer many specials in bulbs of all sizes. Also bulblets.

HARRY F. MEREDITH
Box 483 Union Grove, Wis.

Wisconsin Horticulture

Wisconsin
State Horticultural Society
Organized 1865

Devoted to better fruits, flowers and vegetables



OFFICERS
President
C. J. Telfer, Green Bay
Vice-President
M. B. Goff, Sturgeon Bay
Secretary
H. J. Rahmlow, Madison

Musings of An Orchardist

An Interesting Letter from a Grower to Whom Faith Has Brought Success

FRED SACIA
Galesville

WE FRUIT men of Wisconsin are so widely scattered that we never will become acquainted unless through the columns of Wisconsin Horticulture. It is highly desirable I am sure, for us to have a wide acquaintance after having spent many years orcharding. A lone orchardist has a hard time finding neighbors, engaged in other things, entirely congenial. Their interests and ours are not the same.

The orchard man's year pretty much ends and begins again when the harvest is over and the fruit sold. It is then one says "It has been a good year, or a bad year," as the case may be.

Our fruit is harvested and sold. We have not yet had time to compute profits, if any, but we have been counting our blessings. My wife says it has been the most pleasant year we have ever spent. During the last year we have suffered no grief, have had no disappointments. We have seen the two daughters, absent from home, oftener than usual. Of the three sons, one married and two in high school, all are at home. A little granddaughter arrived in blossom time, and I am looking forward to a happy winter.

One of the most enjoyable of several pleasant trips this past summer was through the orchards at Sturgeon Bay. Dr. Roberts was my able guide. I was amazed at the size of the undertaking and I hope I can partly appreciate what those men have done in changing that stumpy and stony land into such wonderful orchards.

"If there is a place where they can grow more perfect McIntosh than in the valleys of western Wisconsin, where is it." says Mr. Sacia.

We hope Mr. Lawrence will take Mr. Sacia's suggestion and write how he grew the trees described here.

The Ideal Type of Tree

Mr. Lawrence grows a type of tree that is of special interest to us. This particular type is very desirable in the Delicious variety for the reason that it eliminates the bad crotches. I have been working on this type for about three years. I found Mr. Lawrence had anticipated me, or in other words got the jump on me



WISCONSIN PRODUCES FINE APPLES.

This picture was snapped by Huron H. Smith and shows the editor admiring a heavily loaded tree on the Larson Co. Orchard at Green Bay, of which Pres. Telfer is Manager.

by six or eight years. He has been aided quite a bit by the kind of soil on which the tree grows.

The body of this tree stands about 9 ft. high and is nearly as large at the top as at the bottom. I counted fifteen branches, all extending at right angles to the trunk. This results in a very low tree with a great spread.

Perhaps Mr. Lawrence may be prevailed upon to describe the growing of such a tree. I am sure it will be interesting and of profit to those contemplating planting of Delicious. Not many care to grow Delicious in Wisconsin. My experience this year leads me to believe that it is only a question of time when there will be large plantings especially in the clay hills of the western part of the state.

Delicious Are Good

Our crop of Delicious this year was typical of Wisconsin Delicious, well colored, medium sized and of high flavor. They were sold where and in the way I have figured they should be sold—that is locally and pretty much direct to the consumer. We sent a car to Winona, twelve miles distant on Monday of last week. On Thursday the last of 2700 bushels was sold, some going to consumers direct. Chain stores and men maintaining stands along the highway took them away in truck loads at $2.75 per bushel and we have been besieged by buyers ever since. And McIntosh—if there is a place where they can grow more perfect McIntosh than in the valleys of western Wisconsin, where is it? They were gorgeous this year, color, shape, size and everything.

We shipped a car of King Davids to Winona including a few bushels of Jonathan to fill up the car. The purchaser called up and remarked on the quality of the Jonathan, "A bit small but the color and finish, great."

I have found that Jonathan takes very readily grafted to Duchess. In Duchess that have attained considerable size the grafting should be done quite high in the tree.

I have also found that one graft of McIntosh to the tree is the most desirable. Where an old tree is removed, a Hibernal, top grated to McIntosh will make a thrifty growth when other varieties will lag.

I had the good fortune to get the perfect Hibernal for top grafting last spring. They were two year olds in the shape of a whip and about 5 ft. trees. These were planted without topping.

The first week in August I budded them to Delicious (Starking) inserting the bud in the second year's growth. Considerable mulch and manure should be placed about such trees at planting time and through the summer to keep them from ripening too early or the bud will not take.

If one was to make a large planting of Delicious in this latitude it would be well to plant half to Delicious and half to Starking (Early Delicious) to make a longer harvest season. Starking is ready to harvest a week ahead of Delicious.

The early spray, from the 10th to the 25th of April, was the one that got the scab this year.

Trouble With Mice

Mice are a real pest this year. Tarred felt paper lined with glazed to stiffen and prevent damage has been real effective here for the last twelve years.

These protections are made by sawing a roll of paper into three equal parts. Carry a short roll of each (the tarred felt and the glazed) and tear to pieces according to the size of the tree. A foot strip, say for a two or three year tree. Put a glazed piece on top of a piece of tarred felt and wrap about the tree leaving the tarred felt outside. A piece of store wire about the center will secure the paper and will rust off before girdling the tree. Such a protector will be only a foot high and can be left on the year around without damage. If a higher protection is wanted, place one above the other. In case a tree is gnawed above the protector they can be bridge grafted successfully by using Duchess, or bitter Hibernal and doing the work where the leaves are the size of squirrels ears.

Good Grafting Wax

We have found a very successful grafting wax by using the usual wax, adding a like amount of paraffine and applying heated in a liquid form with a small brush.

THE TIME TO RESIGN

THERE are mental and physical wrecks at an early age, and also great minds in later years. Suppose there should be a silly rule to stop Edison, Ford and all of our great American achievers. Suppose we should consign these men to the scrap heap.

Michel Angelo did his best work at eighty-nine. Verdi reached his great climax at seventy-five. Franklin was going good at seventy. Tolstoi and a thousand others were at their best when fifteen years had passed the season of sixty summers.

And you know people are living longer than they were then.

—THE SILENT PARTNER.

CANADA APPLES GOOD

Ottawa, Oct. 16.—The Canadian commercial apple crop, based on Oct. 1 conditions, is estimated at 3,702,370 barrels in 1928, or approximately 11 per cent higher than last year and 24 per cent higher than the five year average of 2,985,750 barrels. The estimate was announced on Wednesday in a crop report issued by the department of agriculture.

Control of Mice in the Orchard

C. L. FLUKE
Department of Entomology, Wisconsin College of Agriculture

ACCORDING to the Bureau of Biological Survey at Washington field mice cause an annual damage to fruit trees of about $6,000,000.

They have found also that the use of poisoned bait is the only practical method for controlling them in the orchards, outside of clean cultivation. Control should be undertaken immediately after the apple harvest, so that right now is the proper time to get into action.

Poisoned bait is the most effective when it is exposed in suitable containers, or "stations." Probably the best and cheapest station is a wooden one made by using square pieces of 1 by 8-inch boards for the tops and 1 by 6-inch boards for the bottoms. "A depression to contain the poisoned bait is made across the bottom board with a chisel or, if made at planing mill, by a group of circular saws. The two end walls of the station are cut from 1 by 1½ inch strips into 6-inch lengths. Drain tiles of 1½-inch diameter or larger serve fairly well as poison stations." In emergencies tin cans may be used but are far less effective than the wooden or tile stations.

The stations should be set closely to the bases of the trees and lightly covered with trash, prunings, or like material. They should be examined occasionally and refilled if needed.

How to Make the Bait

The best bait is made as follows: "Mix together, dry, 1/8 ounce of powdered strychnine and 1/8 ounce of baking soda. Sift the strychnine-soda mixture over 1 quart of rolled oats, stirring constantly to insure an even distribution of the poison through the grain. Thoroughly warm the poisoned oats in an oven and sprinkle over them 6 tablespoonfuls of a mixture of 3 parts of melted beef fat and 1 part of melted paraffin, mixing until the oats are evenly coated. When the grain is cool it is ready for use."

"In applying the coating *it is very important that the beef-fat-paraffin mixture be hot and the poisoned rolled oats thoroughly warm.*" This protects the bait while it is exposed to the weather. Teaspoonful quantities of this bait should be placed in the above mentioned containers or stations. The bait may also be scattered along runways and within entrances of burrows.

A complete description of the control of field mice may be obtained by writing to the Department of Agriculture at Washington for Farmers' Bulletin No. 1397—"Mouse Control in Field and Orchard."

POISONED BAIT MAY BE OBTAINED THRU COUNTY AGENTS

POISONED oats bait may now be obtained through the County Agents at a cost of less than it can be prepared at home.

The bait is made by steaming whole oats slightly crushed and poisoned with strychnine which allows the inner "meat" of the grain to be coated without removing the hull. This bait has been found particularly effective on account of the habit of the mice of hulling the grain. It is taken in preference to rolled oats, wheat and other grain baits.

The bait is prepared in large quantities in Idaho and is packed in 25 pound bags. A pound of the bait is slightly more than a quart. A quart is sufficient for one application to one acre of orchard or field having a moderate infestation of mice. It is being prepared in cooperation with the U. S. Bureau of Biological Survey, cooperating with the Purdue, Illinois and Wisconsin Colleges of Agriculture.

Shipments are made at any time and orders of 100 pounds or more are considered for any one shipping point.

This poison bait will not injure quail, pheasant, prairie chickens, or domestic chickens and is the safest bait that can be recommended for an orchard. It is also effective for the control of gophers and house mice.

See your county agent if you are having trouble with mice in the orchard or garden.

Our president, Mr. Telfer, who operates a two hundred acre orchard at Green Bay has been experimenting with poison bait and in a recent letter stated: "We have plenty of mice even after putting out poison bait about September 1st."

He will use corn, oats, barley and oatmeal mixed, adding about 1½ ounces of strychnine to the bushel.

He further writes "I am using both wooden bait boxes with 1¼ inch openings and tin cans with the cover cut about two-thirds off, forming a lid, keeping everything excepting mice from getting the grain.

Mr. D. E. Bingham of Sturgeon Bay who operates probably the largest privately owned orchard in Wisconsin is a firm believer in tramping the snow about the trees during the winter. He says this can be done cheaper than putting out poison bait. We hope to have a more detailed article on his experiences in an early issue.

Progress in Reforestation

Important Meeting Held at Wisconsin Rapids to Discuss the Solution of a Serious Problem

THERE is probably in every state and in every country land totally unfit for agriculture, on which, as one man expressed it, "Clover does so poorly the bumble bees have to get down on their knees to suck the nectar from the blossoms."

Another man said that while driving through some of this type of land he saw a hound chasing a jack rabbit and they were both walking.

Wisconsin probably hasn't anything as bad as that but there are sections in the state that are unsuited for farming purposes but on which splendid crops of Jack pine and Norway pine have been and may again be produced.

On October 3rd and 4th a noteworthy forest field day was held at Wisconsin Rapids under the auspices of the Nekoosa Edwards paper company, the University of Wisconsin and the United States Forest Service. There we saw a splendid example of what may be done in the way of artificial reforestation.

The Nekoosa Edwards Company is carrying on the largest reforestation project in this part of the country. They have planted over 17 hundred acres with Jack pine and Norway pine. 15 hundred more acres will be planted this fall and next spring and from then on they plan on putting in 25 hundred acres every year in the section around Wisconsin Rapids and Nekoosa alone.

They have holdings in Ashland County and Sawyer County in which they will plant 1 thousand acres per year more.

This company operates a large evergreen nursery in which they grow the seedlings for their replanting work. Mr. F. B. Kilp is forester in charge. Splendid results have been obtained with the use of commercial fertilizer consisting of 3–12–12 and millorganite.

We saw large sections of Jack pine planted on soil so sandy as to be unfit for agriculture on which the Jack pine seedlings had grown to a height of six feet in four growing seasons. This Jack pine is being grown by the company for pulp purposes and being near near their plant will no doubt pay. It is a splendid thing for the state and county that this is true because it takes from the delinquent tax list thousands of acres of land that would otherwise grow nothing but scrub oak and brush.

The Forest Field Day was one of the best meetings ever held on his subject in Wisconsin. Representatives from Minnesota, Michigan and Wisconsin attended. Governor Walter J. Kohler was present and told of his interest in reforestation.

Mr. Wm. Mauthe, president of the State Conservation Commission, was toastmaster at the banquet and told about the conservation plans in Wisconsin. He said the state will soon have a half million acres under the forestry crop law.

Mr. Alexander of the Nekoosa Edwards Paper Company welcomed the guests and gave a short history of forestry near Wisconsin Rapids. He said that the first saw mills built in the state of Wisconsin were located near Wisconsin Rapids in 1840. The second sawmill near Port Edwards and the third right in Port Edwards. In 1886 the first pulp mill in the state was located at Centralia.

Dean Coffey of the Minnesota Agricultural College told about conditions in Minnesota. He said that they have over 6 million acres of delinquent tax land and with a total of over 29 million dollars of uncollected taxes. In the southern part of the state there is less than one percent uncollected, while in the north, in some cases, as high as 45 percent.

He emphasized that agricultural development must proceed on sound economical principles and land settlement must come from a full knowledge of the situation. Research work is necessary to determine to what purpose the land is suitable.

Chairman Wm. Mauthe stated that Wisconsin now has eleven districts fairly well equipped to prevent f i r e s . Wisconsin is swamped with requests to take over land under the new forestry law. A survey will be made so that only the proper land will be taken.

The state has a lot of land now and there is no use of getting more land on which no trees are growing.

Mr. W. A. Holt, president of the Holt Lumber Company of Oconto, gave a talk on selective logging. His company has been practicing the cutting of only mature trees for some time and find that it pays. The matured timber gives the best grades of lumber and is much less expensive to manufacture. The cost of cutting, hauling and sawing small logs leaves practically no profit. He stated that if lumbermen had practiced selective cutting, they would have made money and the north would still be prosperous because the logging industry would have continued for years.

Tractor Demonstrations Very Successful

Probably the most interesting part of the meeting was the demonstrations of tractors in the construction of fire lines, pulling stumps and plowing. Every forty acres of new timber has a fire line from which the brush

and timber is cleared and the land plowed. These lands may be used for roads as well as to prevent spreading of fire.

In the planting operations tractors with breaker plows drove right through brush and small stands of scrub oak, plowing furrows in which the pine seedlings were planted.

To complete the afternoon, a brush fire was started and when it had reached a vigorous stage, it was very quickly extinguished with special hand pumps and a stream of water from a hose about 15 hundred feet long operated by a small type fire fighting engine.

Among the prominent Wisconsin men appearing on the program and studying the conservation methods were Dean H. L. Russell of the College of Agriculture; Conservation Commissioner Patterson; State Forester Harrington; Prof. K. L. Hatch, director of Extension; Prof. F. W. Duffy, agricultural engineering; Fred Wilson, extension forester; G. C. Everest, Wausau, president of the American Paper and Pulp Association; and about 125 representatives of various industries interested in reforestation and conservation, and foresters from Minnesota, Michigan and Wisconsin.

The Lake states are becoming "Forestry Minded." Our unused, or tax delinquent land problem will be solved by carefully working out three problems; Forestry, Agriculture and Recreation. Forestry will consist of artificial planting in the sandy land sections and thinning in the hardwood sections where a natural crop springs up. Fire control is the greatest problem and until it is fully solved, accomplishment will be slow.

Farming will go forward on the better soils suitable for it. As Mr. Funston, of the Soo Line Land Department, stated, "Many northern towns ship more carloads of potatoes alone than the lumber companies ship lumber. Business men in the northern towns are looking to the farmers to replace the mill workers so they can continue in business. The annual value of agricultural crops per acre is far greater than from the forest crop, and so the agricultural development will continue. Something must be done, however, to prevent settlers from starting on land unsuited for farming.

Large tracts are being bought up by organizations as hunting and fishing preserves. This is a good way to have the land brought back on the tax roll, and put it to use. Such organizations will no doubt practice forestry.

We are making progress with a very serious problem.

MOTORIST FINED FOR PICKING WILD FRUIT

A MILWAUKEE motorist was recently fined and assessed costs totaling $35.00 by a Washington County judge for picking wild nuts and fruit on a farm.

The Deputy sheriff of Washington County had been assigned to take the license number of cars parked along the road while the occupants were busy filling baskets, according to the Milwaukee Journal in a recent issue.

The desire to ramble through woods and pick nuts and wild grapes is strong in all of us. Nevertheless it will probably be safer to get permission from the farmer owning the land before going very far, especially if someone is going to take the license number of the car and the owner is liable to be called before a judge making it necessary to travel quite a distance and waste a good deal of time, in addition to the cost.

The policy of taking the license number without speaking to the owner or warning him that he is trespassing may not however, be the best way to solve this problem. Farmers themselves go out and pick wild berries, grapes or nuts on the lands of other farmers. It isn't only the city folks who do that. We believe that the majority of autoists today will respect the wishes of farmers in this matter if they are warned. It is an old custom, however, to go out berry picking and unless trespass signs are posted, many perfectly honest people may get into trouble.

The Washington County judge in hearing these cases made the statement that in one case the farmer protested to a motorist who was picking grapes on his property. The motorist threatened the farmer and chased him off his own land.

In such a case the trespasser should be fined to the limit but we doubt very much if there are many of that type.

BULLETIN ON GROWING CHRYSANTHEMUMS

A NEW bulletin has just been issued by the Ohio Agricultural Experiment Station, Wooster, Ohio, entitled "The Culture of Greenhouse Chrysanthemums", bulletin No. 439. This is a splendid bulletin of 35 pages taking up the growing of "Mums" in detail. It gives the results of experiments carried on at the Ohio station on the use of fertilizer on "Mums" on different varieties, also the soil reaction, acidity and the effect of old and new soil.

It also has a chapter devoted to diseases and insects.

It was very clearly evident this year that the most severe grain rust was limited to the region known to have the most barberries, namely, the southern one-third of the state.

Small Boy (on arrival at country cottage): Mummy, where is the bathroom?

Mother: There isn't any bathroom, dear.

Small Boy: Good! This is going to be a real holiday.—Typo Graphic.

Whitewash Young Trees

Old Fashioned Practice Has Value But for a Different Purpose

CLAYTON L. LONG
Oregon Agricultural College

SUN scald and winter injury on the southwest and south side of young fruit and nut trees can largely be prevented by keeping the trees properly whitewashed during the winter months. Such injury usually takes place in the late winter, although it may occur in the late fall or any time throughout the dormant season. It is caused by freezing and thawing of the cambium layer, due to the excessive and rapid change in temperature from the bright, sunny days and cold, frosty nights.

Sun scald is especially injurious to high-headed trees up to the age of eight years. It is more injurious to trees with dark-colored bark and those making little growth.

The temperature of the cambium layer on the sunny side of young trees in the early afternoon may be 15 or 20 degrees higher than that on the shady side of the tree, which is more nearly the same as the prevailing air temperature. The temperature of this cambium rapidly drops to slightly less than the prevailing temperature of the air when the sun disappears. This drop in temperature has been as rapid as 18° F. in three minutes. It often drops from a temperature of 70 to 80° F. in the daytime to below freezing at night.

During winter days with the prevailing temperature running slightly below freezing, considerable damage may be done to the cambium on the south and southwest side of the trees by the passing of occasional clouds temporarily shading the sunny side of the tree, permitting the temperature to drop down below freezing and immediately thawing out and jumping up several degrees above freezing as the sun appears with the passing of the clouds. The rise in temperature of this bark, as the sun reappears, is just as rapid as the drop in temperature as the clouds shade the bark; that is, as high as 18 degrees in three minutes' time.

On bright, sunny winter days the temperature of the cambium on the southwest side of the tree in early afternoon may be as much as 39 degrees higher than that of the northeast side of the tree, due to the dark-colored bark absorbing the sun's rays. Where trees have experimentally been treated with coal tar intensifying this blackness, the difference has been as great as 57 degrees, and where whitewashed, the difference has been practically eliminated.

Experimental work carried on in Minnesota by R. B. Harvey shows that the color of the bark of different trees affect the temperature of the cambium on the suuny side of the trees materially. Black, brown, or brownish-red bark maintained a temperature of 8 or 10° F. higher than white bark, such as that of white birch. Red-barked trees maintained a lower cambium temperature on the sunny side than other colors, outside the white. Green and yellow bark maintained an intermediate temperature compared to the white and red barks on one side and the brown and black on the other.

Shading the southwest side of the trunk from 12 to 3 p. m. by driving the barrel staves or boards in the ground on that side of the tree, is a very effective remedy. Heading trees as low as practical, and permitting all the heavy, broad angled growth to continue below the main scaffolding of the young trees, will at least afford partial shade and be worth considering. Whitewash, having sticking and lasting qualities, maintained on the trunk, crotches and main branches of our fruit and nut trees up to eight years of age is probably the most practical and effective means for preventing sun scald and winter injury on the sunny side of the tree. This may be applied by hand with a brush or may be sprayed on the trees with the spray outfit, and should be repeated often enough to maintain a good white coating on the trees at least throughout the dormant season.

There are several good commercial whitewashes on the market for this purpose. The Government Lighthouse formula, although troublesome to make up, is a very good whitewash to use. The formula and directions for making this Government Lighthouse formula is as follows:

Stone lime	½ bushel
Salt	1 peck
Ground Rice	3 pounds
Plaster of Paris	1/2 pound
Glue	1 pound
Water	5 gallons

First slake the lime with warm water and strain it through a fine sieve or strainer. Dissolve in warm water and boil the rice flour into a thin paste and dissolve the glue in boiling water. Mix the ingredients in the following order and stir well. Pour the salt solution into the lime, then the rice paste mixed therein boiling hot, the Spanish whiting or Plaster of Paris, and then the glue. Finally add 5 gallons of hot water, stir thoroughly, and let it stand for a few days. This should be applied with the brush.

A prominent Willamette Valley nurseryman claims this whitewash idea saved him $1,000 last year.

Beautifying the School Grounds

Milwaukee County 4H Clubs Successfully Complete First Year of New Project



Mr. E. B. Hauser, Milwaukee County Club Leader, presents a silver loving cup to the Lane School 4H Club for winning the School Beautification Contest. Mr. Carl Tesch, club leader, is receiving the cup. The Lane school is on Highway 100, west of West Allis.

SIXTEEN Milwaukee County 4 H clubs successfully completed the School Beautification project this year.

The editor had the pleasure of judging the plots in company with Mr. E. B. Hauser, Boys and Girls 4 H club leader from Milwaukee County, during the week of October 7th. The following schools won the contest:

1st; Lane School
2nd; Happy Hill School
3rd; Good Hope School
4th; Whealen School
5th; Hales Corners School

This contest is one in which we believe more counties in Wisconsin should become interested. While most school boards are interested in beautifying the school grounds, a great many of them feel unable to do anything on account of the high cost of putting in good quality shrubs and trees and having the work done by a landscape architect.

School ground beautification has been urged and talked about for several generations and today there are many that haven't a shrub or tree on their grounds. Therefore, we believe that this contest offers an opportunity.

Briefly, this is the way the project was started in Milwaukee County. Mr. Hauser visited the School Boards and talked to the school children in regard to it. The banks had agreed to pay the cost of the "lining out stock" of shrubs and trees necessary. Therefore the only cost to the School Board was to have a plot of ground plowed and fitted. This is not a large plot, just enough to plant the three hundred specimens in rows about three feet apart and probably two feet apart in the row.

The following varieties were used: 50 American Elm; 25 Mountain Ash; 50 Scotch Pine; 50 Norway Spruce and 25 each of Van Houtii Spirea, Ninebark, Dogwood, Hydrangea (Hills of Snow) and Tartarian Honeysuckle.

The boys who enrolled in the club project further prepared the ground and set out the trees and shrubs. It was their duty to take care of them, hoeing the ground and doing any other work required throughout the season.

The plots were judged on their general appearance, straightness of the rows and condition of the soil due to cultivation and also the number of plants that were still living. The majority of them had been very well cared for.

The shrubs and trees were obtained from a nursery at wholesale prices, and being lining out stock, did not come very high so the banks found it possible to pay the entire cost of the trees and shrubs.

The success of this contest will depend upon the community spirit and interest which has been developed in a particular school district. There are no personal returns except that the boys who do the work may take home any trees or shrubs that are not required in the actual landscaping of the grounds. In other words, anything that is left over may be divided among the club members. This plan will induce the members to take better care of the plants.

Where there is a strong Parent Teachers Association or strong community interest, this contest will be a fine thing but where this is lacking, probably the trees will be neglected.

The College of Agriculture Department of Landscape Gardening, has promised the Milwaukee County Club leaders that they will draw the plans for the landscaping when they are supplied with a rough sketch of the location of the school and the grounds.

Many of the shrubs have made good growth and will be ready to set out this coming spring. The trees should probably be kept in the nursery row for another season or two until they are large enough so they will not be injured in their permanent location.

Evergreen trees of course have made but little growth due to the dry season and will require several more years of growth in the nursery.

It was pleasing to note that many Milwaukee County School Boards have realized the necessity of large grounds surrounding their schools. Most schools visited had about two acres of land, giving ample opportunity for landscaping and playgrounds for the children.

Bees Help Set of Raspberries

STANLEY JOHNSTON
Michigan

DURING the blossoming season of 1927 an experiment was started to determine the influence of insects, particularly the honey bee, on the fruit setting of red and black raspberries. Four large plants of Cuthbert and the same number of Cumberland plants were enclosed in two cages made of window screen. These cages were put in place just before the blossoms opened. An equal number of similar plants were marked outside of the cages. The weather during the blossoming season was satisfactory for insect activity, and large numbers of bees were at work on the raspberry blossoms.

The cages were removed soon after the blossoming period had passed and a record was made of the number of flowers that had failed to set fruit and the number of perfect and imperfect berries on representative fruiting shoots growing on plants that had been inside the cages. Similar records were obtained from the plants growing outside of the cages. The data are presented in the accompanying table:

The Influence of Pollination by Insects on Fruit Setting in Raspberries.

VARIETY	Number fruiting shoots	Total number blossoms	Number blossoms failing to set fruit	Per Cent blossoms failing to set f ruit	Total number berries	Number imperfect berries	Per Cent imperfect berries
Cuthbert							
Inside of cage	25	487	354	72.6	133	57	42.9
Outside of cage	25	431	147	34.1	284	8	2.8
Cumberland							
Inside of cage	22	182	18	9.8	164	36	21.9
Outside of cage	22	176			176	3	1 7

A much smaller percentage of the flowers set and developed fruit and the percentage of imperfect or defective berries was much higher on plants from which bees had been excluded during the blossoming season than on plants open to insect pollination. This held for both Cuthbert and Cumberland, though the Cumberland seemed able to set and mature a larger percentage of its blossoms without the aid of insect carriers than Cuthbert.

Seventy-two per cent of the Cuthbert blossoms inside of the cage were abortive, while only thirty-four per cent of the blossoms outside of the cage were abortive. Likewise, forty-three per cent of the Cuthbert berries inside of the cage were not perfectly formed, while only three per cent of the berries outside of the cage were imperfect. Apparently, Cumberland has a greater degree of self-fertility than Cuthbert, for only ten per cent of its blossoms inside the cage aborted and there were no abortive blossoms on the plants outside the cage. Only twenty-two per cent of the Cumberland berries inside of the cage were imperfect compared to forty-three per cent for Cuthbert.

It is evident that benefits to be derived from suitable provision for pollen transfer, both in increased production and to some extent in perfection of fruit, are such that bees should be placed in or near the raspberry plantation during the blossoming season.

WORMY APPLES BARRED FROM ENGLAND

CONSIDERABLE stir has arisen in England regarding the importation of wormy apples and just recently, according to advice from government sources, a hundred or so boxes of apples originating in Maine and said to be 100% wormy, due to "apple maggot," were seized and destroyed. Another lot from Massachusetts was said to have been seized and destroyed by the English government. The situation has lead the English Minister of Horticulture to declare that he would recommend to the English Government that an Embargo be placed against wormy apples.

To avoid the necessity of such drastic action on the part of the English Government, the Export Firms handling apples from this country have met and taken voluntary action, which they feel will avoid the necessity of more drastic action on the part of the English Government.

According to information from Washington, the result of this action is, the Steamship Companies carrying apples to England have agreed that beginning Saturday, October 19th, no apples from the Eastern United States will be received by them unless accompanied by a U. S. Government "Export Form Certificate," showing that the lot of fruit is not only suitable for export from the standpoint of maturity, but that the lot of fruit is practically free from worms, including coddling moth. It is said that this regulation is to be carried out in a manner similar to the spray residue regulation.

—From VIRGINIA FRUIT.

Conquering the New Frontier of Civilized Ugliness

ELMER T. PETERSON
Editor Better Homes and Gardens

THE old frontiers were pushed westward, decade by decade, until they have vanished into the mists of the Pacific.

The first wave of civilization has done its work. Now comes the second wave, which has to do with the conquering of long stretches of waste areas—of unkempt landscapes adorned with weeds, rubbish and dreary houses—of vacant lots—and the eyesores of an industrial age left in the wake of the money-making engines of civilization.

Now there is this new frontier—the result of what we call civilization—that must be conquered. No greater challenge confronts the garden clubs of America.

Their work in conquering this new frontier of wasteland and rubbish is primarily local, of course, but it has a decided national aspect, because it is by the force of example and by cooperation that great movements like this are put into effect. It is highly desirable, therefore, that there be a nation-wide campaign to make America beautiful. What has been done in one community can be done in another. That is the secret of success in impressing any given city with the importance of working to this end.

Better Homes and Gardens is enlisted in this fight *for the duration of the war.* And it is a real fight, for there is enormous passive, if not active, resistance.

Everyone who has worked in a city-beautiful campaign or any kind of a civic-improvement program knows how many discouragements there are. You know that it takes year-after-year persistence and a courage that will not be denied.

Anyone who travels knows, from what he sees from the panorama of a car window, what a big job this is. But it will be accomplished.

There cannot be a wholly satisfying home that does not have a beautiful background. Your community is a part of your background—a portion of your own landscape. That is why *Better Homes and Gardens* is enlisted in this fight.

The camjaign will not be over until all the waste places are made beautiful; the highways are planted to flowers, shrubs, and trees; the vacant lots are made into gardens; the whole countryside is made into a park. Such a movement has succeeded in Europe, and it will eventually succeed in the United States. It is the next great thing for our American civilization to accomplish. And the garden clubs of America will take the leadership.

WISCONSIN APPLE GROWERS HARVEST GOOD CROP

THIS has been a busy season for Wisconsin apple growers. On a trip to Door County Gays Mills, and Green Bay this past month, we found the growers almost too busy to take time off to eat their meals.

Mr. Ullsperger of the Door County Fruit Growers Union stated that they would ship between 350 and 400 carloads of apples this fall.

Mr. D. E. Bingham of Sturgeon Bay said that he was shipping about 60 carloads.

Our president, Mr. C. J. Telfer of Green Bay, whom we stated last month harvested over 7 thousand bushels of Wealthies alone, wrote that on October 13 he had already shipped 46 carloads and had ten days to go.

In the Gays Mills section there has been a splendid harvest. Approximately 150 carloads will be shipped.

Over at Galesville the crop has been a little light but still very good. Mr. Fred Sacia, one of the largest growers in that section of the state, has shipped five cars of very fine Delicious and a number of cars of Greenings and King David.

SCIENTISTS FIND BIG BERRIES IN ARCTIC REGIONS

LARGE, luscious raspberries, huge gooseberries and tasty wild grapes were discovered 700 miles north of Winnipeg, Canada, by three scientists, one of them Prof. W. H. Alderman of the University of Minnesota, who has returned here after a canoe expedition into the far north.

The scientists expect they will be able to develop berry plants that will withstand the rigors of cold and drouth as a result of their studies in the sub-arctic regions. Approximately 300 specimens of trees and decorative shrubs were also brought back preparatory to breeding superhardy specimens for cultivation in northern climates and in dry and arid soils.

With Mr. Alderman, who is chief of the division of horticulture at the university here, were K. A. Ryerson, head of the office of foreign plant introduction, Washington, D. C., and W. R. Leslie, superintendent of the dominion experimental farm at Morden, Man.

Next year the trio plans to go north to the same latitude but farther west into the Rocky Mountains.

—MILWAUKEE JOURNAL.

Apples Exhibited at Milwaukee Show

FIVE counties exhibited fifty trays each or a total of 250 trays of very fine apples at the Milwaukee Journal Food Show in the Milwaukee Auditorium the week of October 21st.

The exhibits were put up under the supervision of the follow county agents, Ray Pallett, Milwaukee County; J. F. Thomas, Waukesha County; Guy Hales, Ozaukee county; E. D. Byrns, Washington County; Hugo G. Klumb of the Racine County Agricultural School.



Five Counties put up this fine exhibit at the "Food Show".

Apples were furnished by spray ring members all of whom have apples for sale. The fruit was of very good quality and made an excellent advertising display. County Agents and assistants were in attendance passing out literature on how to use apples in cooking and baking, and also lists of growers with the different varieties for sale.

Thousands of people passed by the exhibit and saw that Wisconsin does produce excellent quality fruit. Not only was it an educational display but direct contacts between producer and consumer were made for the sale of apples.

One of the important features of the display was the exhibit of Miss Helene French, home demonstration agent for Milwaukee County. Miss French exhibited and demonstrated the use of apples in baking and cooking. A glass case contained tasty looking dishes, made of apples, following a recipe which she handed out to those in attendance. This is a splendid way of increasing the use of apples which is important as a part of the marketing program.

We felt the exhibit merited a better location than it had, in the basement of the auditorium. While the space was given free, it can, nevertheless, be made an attraction for the show.

ONION CROP LARGER

THE crop report for late onions was also increased a bit to 18,776,000 bushels, or 6,000,000 more than last season. Yields in New York and Massachusetts are exceeding previous expectations, but in Northern California the yields will fall somewhat below the earlier forecasts, due to smaller sizes.

He: "Do you believe in capital punishment?"

Him: "Yeah; if I could only raise some capital, I'd sure punish it!"

NEW LAW ON THE PROTECTION OF WILD FLOWERS

DURING the last session of the Legislature, our Vice-president M. B. Goff, assemblyman from Door County, introduced a new bill which is called Chapter 299 of the laws of 1929, relating to the protection of trailing arbutus, lady slipper and trillium. The law reads as follows:

The State Conservation Commission and its deputies shall have the same police and enforcement powers in respect to the provisions of chapter 29 of the statutes. It shall erect or cause to be erected in suitable places near public waters or public property where the American lotus is found or *the restricted areas where the arbutus or lady's slipper or trillium are prevalent,* substantial and permanent signs warning all persons against violations of this section. It may also erect or cause to be erected similar signs on private property with the consent of the owner thereof.

SECTION 2. A new subsection is added to section 343.442 of the statutes to read. (343.442) (2) Any person who shall wilfully root up, injure, destroy, remove or carry away, without the permission of the owner or person entitled to possession, any trailing arbutus (Epigaea repens) or any species of lady's-slipper (Cypripedium) or any members of the orchid family (Orchidaceae) trillium (Liliaceae) of any species, or who shall wilfully sell, expose for sale or purchase any flowers, roots, seed pods, bulbs or whole plants of any trailing arbutus, lady's-slipper or trillium so gathered or taken, shall, upon conviction, be punished by a fine of not to exceed one hundred dollars or by imprisonment in the county jail not to exceed thirty days.

SECTION 3. This act shall take effect January 1, 1930.

AUTUMN LEAVES IN GREAT DEMAND AS FERTILIZER

MR. W. A. SISSON, well known peony grower of Rosendale, sends in a clipping taken from a Fond du Lac-Common-wealth Reporter with this statement.

"Enclosed is a clipping showing how Fond du Lac people are taking care of their leaves.

"Leaves are my pet hobby and I have been pegging away for years to have this come about."

Mr. Sisson is editor of the Home Garden Department of the Commonwealth Reporter. The following is the item appearing on October 19:

Repeated instructions in the Commonwealth Reporter Home Garden department to save leaves for fertilizer has brought about results, according to City Commissioner Paul Thiel, who says the department of streets is being flooded with requests for leaves.

"People evidently read the Home Garden department," said Mr. Thiel, commenting on the fact that city wagons are kept busy filling "orders."

"This new method of disposing of leaves," said Mr. Thiel, "is a considerable saving to the city. Were it not for the fact that people want leaves delivered in their yards the city would be obliged to haul them to the dump."

Anyone may get a load of leaves, Mr. Thiel said, simply by stopping the drivers of the city trucks and directing them where to unload. Mr. Thiel declared that no orders would be received at the city hall for the reason that it was inconvenient to locate the trucks and pass the instructions on to the drivers.

Judge: "Your wife accuses you of terrorizing her."

Prisoner: "Well, your Honor—"

Judge: "Stop! What I want to know, as man to man, is how did you do it!"

FLOWERS DELIVERED BY AEROPLANE

FLOWERS are now being delivered regularly from Milwaukee wholesalers to retailers in Michigan by aeroplane. The picture shows Mr. Lawrence Pollworth of the C. C. Pollworth Company, Milwaukee, delivering boxes of flowers to Joe Doerflinger, left, pilot, and Dean Brossman, center, co-pilot of one of the Kohler Corporation Amphibian planes.

The Kohler Corporation has regular passenger and express service from Milwaukee to Grand Rapids, Michigan. The planes make three round trips per day. They land on the water on the Wisconsin side and on land in Grand Rapids, Michigan. Eight passengers are carried in addition to the pilots.

The trip across the lake is made in 1½ hours. It is an all night trip on the boats.

The picture shows the first shipment of flowers made under this service which has since become the regular way of sending flowers from Milwaukee wholesalers to Michigan retailers.

The Kohler Corporation is one of the corporations founded by our Governor, Walter J. Kohler, and will fill a real need for quick passenger and express service across the lakes.

The picture shows that the aeroplane is constructed to land both on land and water. The bottom of the plane is a "boat with wheels".



The New Amphibian Plane taking its First Shipment of Flowers from Milwaukee to Grand Rapids.

WHO PAYS THE LOSS?

SIX million dollars in perishable products, mostly vegetables and fruits, were piled up in the railroad yards of New York City on account of a strike of three thousand union market truck men, the second week of October.

The strike was called by the International Brotherhood of teamsters and chauffeurs for eight hour day and time and a half for over time.

Considering the perishable nature of fresh fruits and vegetables, we wonder who pays the bill for the losses occasioned by such a strike. A large percentage of our fruits and vegetables are probably shipped in on consignments by the grower. If they are spoiled, he not only has to pay the freight, but also the cost of having the car dumped.

This is one of the serious problems confronting fruit and vegetable growers and their organizations.

HONORARY RECOGNITION

AT THE annual convention this month, the Horticultural Society will honor for the first time, three persons who have done outstanding work on horticulture.

We believe that this plan has merit and that in the future it will lend a deeper meaning and new dignity to the profession of horticulture.

It is in no way to be construed as competitive to other institutions or organizations that are practicing the honorary recognition system. Some have thought that there might be considerable duplication because the College of Agriculture and certain farm publications are doing similar work. This is not the case. The College of Agriculture usually recognizes three or four people and in one or two cases, five people, each year, embracing all lines of agriculture, dairying, livestock breeding, farm institute workers, horticulture, journalism, boys and girls club work, agronomy, beekeeping, potato growing, women's work, etc.

One need only look in the extensive volumes of "Who's Who in America," published each in America," to realize that there will be many men and women who are now doing outstanding work who will never receive any recognition from the organizations now in the field.

The University of Wisconsin has been carrying on this system for twenty years. It was started in 1909 when Charles Goodrich, Henry Wallace and Arthur Hatch, the latter an orchardist of Sturgeon Bay, received the recognition. Since that time, the following horticultural workers have been honored: Wm. Toole of Baraboo in 1911; John Howard Hales, orchardist of So. Glastenbury, Conn., in 1914; Adoniram Judson Philips, horticulturist of West Salem, in 1915; Rensselaer Jay Coe, nurseryman of Ft. Atkinson, in 1921; Frederic

60th Annual Convention

WISCONSIN STATE HORTICULTURAL SOCIETY

Fruit, Small Fruit, Vegetable Growers Program

Raulf Hotel, Oshkosh

Nov. 13–14–15.

WEDNESDAY, NOVEMBER 13

A. M.

Setting up Fruit, Flower and Vegetable Exhibits.
Judging will begin at 1:00 P. M.

1:30–3:00 P. M.

Banquet Room, Lower Floor

Joint Meeting with State Garden Club Federation.
Address of Welcome—Edward R. Smith, Secretary Oshkosh Chamber of Commerce.
Horticultural Progress in Wisconsin—Vice-president M. B. Goff, Sturgeon Bay.
New Things in Horticulture—President Ray Speer, Minnesota Society.

3:00–3:45 P. M.

Separate Session. Main Dining Room, Mezzanine Floor

New Discoveries for Fruit Growers—Dr. R. H. Roberts, Madison.

3:45–4:15 P. M.

Handling the Orchard—Prof. C. L. Kuehner, Madison.

4:15–4:45 P. M.

Control of Mice in the Orchard—D. E. Bingham, Sturgeon Bay.
Discussion.
Progress with Orchard Diseases—Prof. R. E. Vaughan, Madison.

7:30 P. M.

Banquet Room—Lower Floor

Entertainment Features by Oshkosh Horticultural Society.
Honorary Recognition of Outstanding Horticulturists. Presentation of Certificates by Charles L. Hill, Chairman Dept. Agric. & Markets.
Illustrated Lecture on Shrubs and Trees for Wisconsin—Huron H. Smith, Milwaukee.

THURSDAY, NOVEMBER 14

Main Dining Room, Mezzanine Floor

9:00–9:45 A. M.

Growing Asparagus and Tomatoes—H. C. Christensen, Oshkosh.

9:45–10:30 A. M.

Hedges and Windbreaks on the Farm—N. A. Rasmussen, Oshkosh

10:30—11:15 A. M.

New Insects that May Prove Serious—Prof. C. L. Fluke, Madison.

11:15 A. M.–12 M.

Progress in Marketing Fruits—H. W. Ullsperger, Sturgeon Bay.

1:30–3:00 P. M.

Banquet Room, Lower Floor

Joint Meeting with Garden Club Federation.
Demonstration on Use of Mulch Paper—Champion 4H Club Demonstration Team at State Fair, Jack Maxfield and Emil Mansavage, Plover.
Superlative Degree Plants (The best plants and their proper place)—A. C. Hottes, Editor Better Homes and Gardens.

3:00–3:45 P. M.

Separate Session, Dutch Room, Mezzanine Floor

Fertilizer Experiments on Strawberries and Raspberries—Stanley Johnston, South Haven, Michigan.
Discussion.

3:45–4:30 P. M.

Small Fruit Varieties and Marketing—Rex Eberdt, Warrens.
Discussion led by J. E. Leverich, Sparta.

4:30–5:00 P. M.

The Mediterranean Fruit Fly—E. L. Chambers, Madison.

6:30 P. M.

Main Dining Room, Mezzanine Floor

Annual Banquet and Program Auspices Oshkosh Society.
Address—Alfred C. Hottes, Des Moines.

FRIDAY, NOVEMBER 15

Main Dining Room, Mezzanine Floor

9:00–10:30 A. M.

Annual Business Meeting State Horticultural Society.
Reports of Officers.
Election of members Executive Committee.

10:30–11:30 A. M.

Joint session with Garden Club Federation.
Landscaping Illustrated—Prof. F. A. Aust, Madison.
Discussion.

11:30–12 M.

Pruning and Care of Evergreens—John Roe, Oshkosh.

1:30–3:30 P. M.

Main Dining Room, Mezzanine Floor

The Garden Clinic—Prof. R. E. Vaughan, Madison.
Demonstration on Cutting and Handling of Peony and Iris Roots—W. A. Sisson, Rosendale.
Demonstration of House Plants—James Livingstone, Milwaukee.

Cranefield, Secretary of the Horticultural Society, Madison, in 1925; William Henry Hanchett, horticulturist and small fruit grower of Sparta in 1927; W. J. Hansche, truck crop grower of Racine in 1929.

Horticulture embraces many lines. We have the apple growers, fruit marketing specialists, strawberry and raspberry growers, vegetable and truck crop growers, commercial florists, amateur florists, nurserymen and horticultural leaders and extension workers. With this vast field to draw from, we believe we will have an opportunity of bringing to the attention of all horticulturists, outstanding work being done in their respective fields by a few of our leading men.

IS THE CHINESE ELM A FAST GROWER

IT IS frequently reported that the Chinese Elm is a very hardy tree and a very fast grower. Recently we have heard from several members who have had the Chinese Elm in their yard for as long as four years and report them to be a rather slow grower, at least not any faster than the common American Elm.

We would like to hear from members who have had experience with this species as to its hardiness and the growth it makes.

"My foot's asleep. What'll I do?"

"Nothing. You should let sleeping dogs lie."—Life.

OUR COVER PICTURE

OUR cover this month is a view of the White Elm Nursery at Hartland, Wisconsin. The picture was furnished us thru the courtesy of Mr. E. H. Niles, president of the nursery.

Anyone who has passed thru Hartland on highway 19 will have seen the new buildings and the wonderful landscaping of the grounds made by the White Elm Nursery this past year. The White Elm people believe in practising what they preach and have landscaped their own grounds to demonstrate that they know how.

The use of evergreens in foundation planting, a formal garden, perennial border and a wonderful rock garden may all be seen and studied on a visit to this nursery. They have also built a large greenhouse for the propagation of perennials and ornamentals.

Several hundred acres of perennials, evergreens and nursery stock adjoin the buildings.

Mr. Donald Ralph is the landscape designer while Mr. W. A. Dustrude has charge of the greenhouse and propagation work.

WHEN YOU FAIL TO GET YOUR MAGAZINE

WE HAVE had a few complaints about members not receiving their magazine. In every case we found that the names and addresses were correct in our files on addressograph stencils, and have been at a loss to know why the magazine was not delivered.

But in any event, we want our members to know that if in any month they do not receive the magazine, if they will drop us a postcard we will be glad to send them another copy free of charge. If the magazine isn't worth one cent and aboue five minutes time, it also is not worth kicking about.

Wisconsin Horticulture

Published Monthly by the
Wisconsin State Horticultural Society
119 E. Washington Avenue
Official Organ of the Society

H. J. RAHMLOW, Editor
Secretary W.S.H.S., Madison, Wis.
Associate Editors—E. L. Chambers, Mrs. C. E. Strong, Huron H. Smith, Prof. J. G. Milward, C. L. Kuehner.

Entered at the postoffice at Madison, Wisconsin, as second-class matter. Acceptance for mailing at special rate of postage provided for in Section 1103, Act of October 3, 1917, authorized July 15, 1918.

Advertising rates made known on application.

Wisconsin State Horticultural Society

Annual membership fee, one dollar per year. Wisconsin Horticulture and all other publications of the Society are sent to all members.

Send membership fees to the Secretary State Horticultural Society, Washington Bldg., Madison, Wis.
Personal checks accepted.

Please Do Not Send Stamps.

EXECUTIVE COMMITTEE

Ex Officio

President, Vice-President and Secretary
A. K. Bassett.....Baraboo
L. E. Birmingham.....Sturgeon Bay
V. E. Brubaker.....Washburn
H. C. Christensen.....Oshkosh
M. S. Kellogg.....Janesville
James Livingstone.....Milwaukee
Wm. Longland.....Lake Geneva
W. E. Spreiter.....La Crosse
Mrs. C. E. Strong.....West Allis
J. F. Swartz.....Kenosha
H. W. Ullsperger.....Sturgeon Bay

Term Ending December, 1929

V. E. Brubaker.....Washburn
H. W. Ullsperger.....Sturgeon Bay
J. F. Swartz.....Kenosha
H. C. Christensen.....Oshkosh

Term Ending December, 1930

A. K. Bassett.....Baraboo
Wm. Longland.....Lake Geneva
W. E. Spreiter.....La Crosse

Term Ending December, 1931

M. S. Kellogg.....Janesville
L. E. Birmingham.....Sturgeon Bay
Mrs. C. E. Strong.....West Allis
James Livingstone.....Milwaukee

READ CONVENTION PROGRAMS

Fruit Growers Section Program
Page 78

Garden Club Program
Page 82



INTRODUCING PROFESSOR ALFRED C. HOTTES

HEREWITH we publish a photo of Prof. A. C. Hottes, teacher, lecturer, writer, who will be one of the leading speakers at our convention at Oshkosh, November 13–14–15.

Many of our members regularly read "Better Homes and Gardens" of which Prof. Hottes is now one of the editors. Many have read some of his splendid books published by the A. T. DeLaMare Company of New York. The following are the garden books he has written: The Book of Annuals; The Little Book of Perennials; The Little Book of Climbing Plants; The Book of Shrubs; 1001 Garden Questions Answered; Practical Plant Propagation; Plant Culture; Garden Guide.

Mr. Hottes was professor of Floriculture at the Ohio State University for a number of years. He has also contributed widely to standard magazines on garden subjects.

Prof. Hottes has been in demand as a speaker to garden clubs, civic organizations and horticultural groups everywhere. We are indeed very fortunate to have him on our program this year.

NOTES BY THE EDITOR

Speaking of the weather, California had nothing on Wisconsin during the month of October. The weather was so good for outdoor work that all of our members should be in position to attend the convention.

Strawberry growers and apple growers have some very fine numbers on the program. Mr. Johnston who has conducted the experiments on fertilizing raspberries and strawberries in Michigan will tell of the results found there. This is one of the outstanding problems for small fruit growers.

Remember that the Society has discontinued publishing the "Annual Report." This was a small book containing all the addresses given at the annual convention.

In the interest of economy we are now publishing all the addresses in this magazine and suggest that members save their copies for the year and have them bound. To those who have not done this and are anxious to get the complete set, we can furnish a limited number of magazines free but the member must pay for the cost of binding.

During the past month here at Madison, a number of farmers have been around making a house to house canvass to sell potatoes. They were asking about $1.50 per bushel. We notice, however, that they were selling but few. No doubt the difference in price this year over last year is the reason city folks are not buying.

According to the crop reports, we anticipate that potatoes will go higher instead of lower. Therefore, if you have a chance to get good potatoes at a reasonable price, we suggest that you buy them. In October farmers were getting $1.20 per bu. and over, in bulk at potato warehouses.

Potato growers lost so much money last year due to exceedingly low prices consumers should be glad to pay them their price this year.

The Door County Fruit Growers Union has ordered several carloads of oil for making oil emulsion spray. They will make their own emulsion by using oil, casein, and water. Experiments have shown that oil is one of the best sprays for controlling aphids, leaf-roller, case bearer and a number of other orchard troubles.

One of the reasons evergreens die is because they are injured by winter winds which dry out the branches. Those who have experienced trouble in this way should protect the smaller or ornamental evergreens with burlap. This is especially true with many of the Junipers. Burlap will also protect them from sunburn.

This has been a rather dry fall . Evergreens should be watered thoroughly before the ground is permanently frozen as they should not go into the winter dry.

Don't forget to lay down a few of your raspberry rows this fall. We are in hopes that a large number of our raspberry growers will try out a little winter protection to see what the results will be. We suggest laying down every other row or at least several rows by covering the tips with a shovelful of dirt or if more protection is desired, plowing a furrow over them after they have been tipped down.

If the weather is at all unfavorable this winter, reports of many growers indicate that the labor is well repaid by increased yield next summer. Winter winds and sun are liable to injure the buds and the upper parts of the cane or weaken them to the extent that mildew and other diseases can more easily gain a foothold.



This Milwaukee Journal cup will go to the county represented by the best five fruit growers at the joint conventions of the Wisconsin State Horticultural Society and the Wisconsin Garden Club Federation at Oshkosh on Nov. 13–14–15.

APPLE PIE PREMIUM

A silver pie server will be donated by the Oshkosh Horticultural Society for the best apple pie at the convention.

This premium was not mentioned in the regular premium list published in our September issue.

SHIPPING EXHIBITS TO CONVENTION

Exhibitors wishing to ship exhibit material to the convention in advance should address shipments to Wisconsin Horticultural Society Convention, Raulf Hotel, Oshkosh, Wis.

Exhibitors must be members of the Society. Membership fee for one year will be deducted from premiums won by non-members.

CONVENTION NEWS

A LARGE beautiful silver cup has been donated by the Milwaukee Journal for the best county fruit exhibit at the convention fruit show.

A beautiful silver fruit bowl, engraved, will be presented by the Door County Fruit Growers Union for the best tray of McIntosh at the show.

Mrs. N. A. Rasmussen, Oshkosh, has been appointed chairman of the reception committee. Names of the balance of the committees will be published next month. This committee will have charge of registrations, giving out badges to all members, and directing visitors to meeting places, etc. They will see that everyone gets acquainted and has a good time.

We are promised a very good time at the annual banquet Thursday evening November 14th.

County Agents in Door and Waukesha counties have placed orders for 3,100 pounds of poison bait for mice in orchards. Elsewhere in this issue is an article on how poison bait may be obtained through the county agents with a description how it is made.

Common barberries are growing in the wild state in all counties of southern Wisconsin occurring in large numbers in portions of Rock and Dane counties. The plants were first brought to the state for purposes of ornamental planting. Now, however, the seed has been so scattered by birds that they may be expected to be growing in any woodlot or brush covered fence row.

She: "Is it dangerous to drive with one hand?"

He: "You bet. More than one fellow has run into a church doing it."—Cornell Widow.

STATE GARDEN CLUB FEDERATION NEWS

MRS. R. H. MALISCH, President; Hales Corners
MRS. C. W. VAUGHN, Vice-president; Madison
MRS. A. W. SPERBER, Sec'y–Treasurer Hales Corners

GARDEN GLORIES

THE above is the title of the bi-monthly bulletin published by the Garden Club of Illinois which we have been pleased to receive. Mrs. O. W. Dynes, Hinsdale, Illinois, is editor and Mrs. Euclid Snow is Associate Editor.

The editor makes this statement relative to the Garden Club Federation:

"With the phenomenal increase in the number of garden clubs throughout our country, has come the wide-spread appreciation of their great civic worth and benefit. But there has come also a realization among the clubs themselves of the need for greater cooperation and continued effort. It is an accepted fact that this can best be accomplished through a State Federation, where there are greater opportunities for service, and where the united power would be limitless for such good works as conservation, reforestation, planting of highways, weed extermination, and other activities badly needed."

Garden Glories has completed its first year, having been published bi-monthly. It has been a four page bulletin but the editor states that for the coming year they hope to make it an eight page letter and to make it self-supporting.

During the past year it has been sent free to all members but for the coming year a charge of 30c per year will be made and the bulletin sent only to paid subscribers.

1st Annual Convention
STATE GARDEN CLUB FEDERATION

Raulf Hotel, Oshkosh

November 13–14–15

WEDNESDAY, NOVEMBER 13

Blue Room—Mezzanine Floor

Business Meeting Board of Managers (one Delegate From Each Local Club and the Executive Committee). All important business should be acted on by the Board and recommendations made to the convention.

1:30–3:00 P. M.

Banquet Room—Lower Floor

Joint Meeting with State Horticultural Society.
Address of Welcome—Edward R. Smith, Secretary Oshkosh Chamber of Commerce.
Horticultural Progress in Wisconsin—Vice-president M. B. Goff, Sturgeon Bay.
New Things in Horticulture—President Ray Speer, Minnesota Society.

2:30–3:30 P. M.

The Best Accomplishment of Our Club in 1929. Five minute reports by delegates from garden clubs.

3:30 P. M.

Making A Perennial Border.
Plans for the Border, Illustrated.
Soils, Fertilizers, and Plants—Mrs. C. E. Strong, West Allis.
Question Box on Perennials—John Hauser, Bayfield.
Discussion—Led by Mrs. John Geiger, Oshkosh.

7:30 P. M.

Banquet Room, Lower Floor

Entertainment Features by Oshkosh Horticultural Society
Honorary Recognition of Outstanding Horticulturists, Presentation of Certificates by Charles L. Hill, Chairman Dept. Agric. & Markets.
Illustrated Lecture on Shrubs and Trees for Wisconsin—Huron H. Smith, Milwaukee.

THURSDAY, NOVEMBER 14

Banquet Room, Lower Floor

9:00–10:00 A. M.

Rock Gardens: Illustrated with Materials and Slides.
A. Rocks and Plants, Illustrated—H. J. Rahmlow.
B. Plans and Pool Construction—W. A. Toole, Baraboo.
Discussion.
Demonstration Flower Arrangement and Showing—Prof. J. G. Moore, Madison.

11:00 A. M.–12 M.

Annual Business Meeting Garden Club Federation.

1:30–3:00 P. M.

Joint Meeting with State Horticultural Society.
Demonstration on Use of Mulch Paper—Champion 4H Club Demonstration Team at State Fair—Jack Maxfield and Emil Mansavage, Plover.
Superlative Degree Plants (the best plants and their proper place)—A. C. Hottes, Editor Better Homes and Gardens.
Demonstrations Using Actual Materials.
A. The Shadow Box and Flower Pictures—Mrs. Della Rindy, Madison
Discussion—Led by Prof. A. C. Hottes.
B. Arranging and Judging Tables—Gladys Stillman, Wisconsin College of Agriculture.
Discussion—Led by Prof. F. Aust.
C. Miniature Garden Construction—Mrs. R. H. Malisch, Hales Corners.

6:30 P. M.

Annual Banquet and Program Auspices Oshkosh Society.
Address by Prof. A. C. Hottes, Editor Better Homes and Gardens.

FRIDAY, NOVEMBER 15

Banquet Hall—Lower Floor

9:00–10:30 A. M.

Annual Business Meeting State Horticultural Society. All affiliated garden club members entitled to vote.
Reports of Officers and Election of members Executive Committee.

10:30–11:30 A. M.

Landscaping, Illustrated—Prof. F. A. Aust, Madison.
Discussion.

11:30 A. M.–12 M.

Evergreens—John Roe, Oshkosh.

1:30–3:30 P. M.

The Garden Clinic—Prof. R. E. Vaughan, Madison.
Demonstrating on Cutting and Handling of Peony and Iris Roots—W. A. Sisson, Rosendale.
Demonstration of House Plants—James Livingstone, Milwaukee.

OSHKOSH SOCIETY PLANNING GALA TIME FOR STATE CONVENTION

FLORENCE WINCHESTER
Secretary

THE Oshkosh Horticultural Society met Monday evening October 7, at the Museum. This was the first indoor meeting of the season. A delicious supper was enjoyed by all.

New members brought into the society were Mr. and Mrs. Willard Cartwright, Miss Natalie Huhn, Mr. and Mrs. A. O. Ackerman, and Mr. R. Ernst.

Mrs. Ward B. Davis gave a report on the booth the society had at the County Fair. Everyone was much pleased with the work of the committee.

The society is planning a gala time for the state convention to be held November 13-14-15. Governor Walter J. Kohler is expected to speak the first evening and a banquet will be held at the Raulf Hotel on the second evening.

Miss Natalie Huhn gave a short talk on "How the Library can Help Our Society as Well As Individuals."

Mrs. William Nelson told in an interesting way about her trip to California. She showed souvenirs and pictures gathered along the way.

Mr. E. R. Vader gave an instructive talk on "Building Garden Pools." It was especially interesting because he has been working out his ideas during the past summer.

The meeting closed with about sixty members present.

HILLCREST CLUB WILL ATTEND CONVENTION

MRS. GEO. A. LEVERENZ
Secretary

ON THE 7th of October, the Hillcrest Garden Club met at the home of Mrs. Strong. Besides a garden meeting it was also a celebration for the newly concreted street leading to Mrs. Strong's house. It is a pleasure to be able to go there on a good road.

It was a hilarious meeting. Mrs. Fleisher was nominated delegate to represent our Club at Oshkosh. Our dear Mrs. Simons has taken charge of the miniature garden. We will also set a table there. *Very near all the members plan on spending at least one of the three days at the convention.*

Lunch was served and very much enjoyed. After that we spent some time in Mrs. Strong's garden admiring her new pool and her wonderful French Delphiniums the coloring of which are very beautiful. The next meeting will be held at the home of Mrs. Erdman.

WEST ALLIS CLUB RECOMMENDS MORE LILIES

MARTHA L. KRIENITZ
Secretary

THE West Allis Garden Club held its October meeting at the home of Mrs. Overholt, which was decorated with masses of glowing California poppies.

Miss Overholt sowed this poppy seed in July and this late seeding, together with the autumn rains and cooler weather, developed flowers three and one-half to four inches across, of the intensest hues.

Part of the afternoon was devoted to the study of our native wild flowers, after which followed an animated discussion of the Milwaukee County Parkway movement. To crown a pleasant afternoon, the secretary found that a box of Regal lily bulbs had arrived from H. C. Christensen's lily farm.

Wonderful blooms are expected next summer from these magnificent bulbs. I believe we all should plant more lilies, at least add some every year, they will prove a fine investment and will give much joy.

PLANT PROPAGATION TOPIC AT ELKHORN CLUB MEETING

MRS. C. LEE SHAW
Secretary

OUR October 4th meeting was held as usual in the County Court room with nineteen members and two visitors present. Members responded to roll call by naming something of interest or something that impressed them of "My Grandmother's Garden."

The name of Mrs. Carrie Howe was presented for membership and accepted.

The program was very interesting as well as helpful to all.

HOW TO PREPARE PLANT CUTTINGS

A. For winter flowering—Mrs. Forbes
B. For hedges and rose gardens—Miss Cora Henderson
C. For small fruits—Mrs. Harry Agard

Different methods of budding, grafting, layering and rooting were discussed.

Since the last meeting the Civic Committee has planted tulip beds in the park. The bed in the southwest corner of the park which was planted to petunias this summer is planted to different shades of lavendar tulips. The other bed in the northeast corner of the park is to be planted to pink and rose tulips.

FALL PLANTING DISCUSSED BY GARDEN CLUB

FORTY members attended the October supper meeting of the Eau Claire Garden club at the Y. M. C. A.

Brief talks were made by Mrs. F. Vanderbie, Mrs. J. D. R. Steven, Mrs. C. W. Cheney, Mrs. G. O. Linderman and Mrs. W. C. Tufts on beautiful gardens visited during the summer. F. T. Brunk reported a good dinner and a good program at the August picnic of the Pierce County Horticulture society, to which the Eau Claire club was invited.

Putting Garden to Bed

The main talk of the evening was given by H. H. Tanner, proprietor of Half Moon gardens, who took for his subjects, "Fall Planting" and "Putting the Garden to Bed." Mr. Tanner advised cutting all perennials close to the ground and then burning the tops to rid the garden of blights and pests.

"Every leaf of delphiniums, peonies, iris, phlox, columbine and hollyhocks should be cut and burned, not spaded under or used for mulch, if we want our gardens to start clean next spring," said Mr. Tanner. "Spade your gardens and around your perennials this fall, leaving them rough and freezing will kill the slugs and cut worms. Do not burn your leaves. They are valuable; spade them under your garden right now, two feet deep, and by spring they will have made excellent fertilizer."

Cutting Back Roses

With a thrifty young climbing rose Mr. Tanner demonstrated the proper way of cutting back and covering roses. He said:

"Cut back climbing roses one-third of their length, entirely cutting out all old wood, lay flat and cover with 6 inches or more of earth, crown and all, and the plant will have green leaves when you uncover it in May."

"Wet all perennials and evergreens thoroughly just before the ground freezes hard and you will see a big difference next summer. Fertilize the elm trees which suffered so from aphis this year."

—Eau Claire Telegram.

KENOSHA SOCIETY DISCUSSES WINTER CARE OF PLANTS

VINCENT FRANTAL
Secretary

ONE of our most interesting meetings was held on the evening of October 16. Oscar Hoefer discussed the winter care of perennials; he advised the burning of all flowering stalks, to prevent spread of insects and plant diseases. All perennials making a vigorous growth in the fall should be covered with clean material, as slough hay or straw, after the ground is frozen. Good drainage is very essential.

Peder Back of Racine favored us with an interesting talk on "Evergreens and Tulips." He advocated the planting of evergreens for home and city beautification the year around and for years to come. He described the species of evergreens desirable for our conditions.

To insure growth of newly planted evergreens, refresh the tops by spraying them with water as well as watering the roots. This should be done every few days for at least one month. They respond readily to plant food application and if fall planted they should be mulched. For earlier color in the garden plant "early Tulips," try planting bright colored ones among evergreens.

Mrs. Frank Thomas of Somers displayed a sweet potato plant which she has raised this year. This is unusual as it is the first time in years that growing of sweet potatoes has been successful in this country.

Mrs. J. F. Swartz was elected as our delegate to the Wisconsin Garden Club Federation convention. Quite a number of our members anticipate attending the convention.

"Your wife is talking of going to France this summer. Have you any objections?"

"No, certainly not. Let her talk."—Wall Street Journal.

WEST SIDE GARDEN CLUB (MADISON) DISCUSSES FALL PLANTING

THE West Side Garden Club of Madison is a neighborhood organization of interested flower growers and gardeners residing in the western section of the city.

They have held some interesting meetings this past season and with the coming winter months are planning longer and beteer programs.

The October meeting was held at the home of Mrs. A. E. Croft, about fifteen members being present.

Mr. Lewis Hanson of Flowerwood Nursery, Madison, was the speaker of the evening and discussed fall planting of perennials, shrubs and trees. He said that in his opinion perennials should be planted in the fall because they become established and do much better the next year than when they are dug up in the spring.

Many hardy shrubs and trees can also be transplanted in the fall though some may winter kill and one has to be careful as to varieties.

GARDEN CLUB ORGANIZATION

ONE of the first and most important steps in the formation of a garden club is to decide on its scope—that is, whether it is to be merely a neighborhood club or to invite members from an entire ward, village or city. The decision as to the scope of the organization will determine the membership limit. If it is to be a neighborhood club, the number of members is confined to one that can be conveniently entertained at meetings in the homes of the members.

Usually its members have considerable of a social atmosphere with a luncheon or afternoon tea as a feature. Small clubs seem quite as successful in maintaining their organization and their permanency as large ones. As small a club as one of seven members has successfully maintained its organization over a period of years and accomplished excellent work in its community. A small club of this type operates as a garden committee for the neighborhood and becomes a center of information and inspiration.

Larger clubs with memberships ranging from 15 to 25 are more common than the very small clubs. They usually have waiting lists and when a member drops out one of the waiting list is elected to the vacancy. Some clubs have rules requiring regular attendance at meetings, the member who misses three consecutive meetings to be dropped unless there is a reasonable excuse such as sickness or absence from the city.

There is also a "dirt gardener" requirement in many clubs. The Garden Club of America, a national federation of garden clubs, has a rule of this kind. Each member must be an actual and bona fide gardener working with his own hands in the garden and not entrusting the work entirely to a gardener.

Garden clubs for the most part are composed exclusively of women for the reason that men who work cannot find the time to attend meetings during the day and garden club meetings without a garden to visit during the garden season are not inspirational. However, men's garden clubs are being organized to hold luncheon meetings and evening meetings and some of the women's garden clubs are expanding to take in men members and hold evening sessions.

"There's most everything on the menu today, sir."

"So I see. Bring me a clean one so I can read it."—Life.

MILWAUKEE SOCIETY DISCUSSES SPIRAEAS AND LILACS

MABEL THOMS
Secretary

THE Milwaukee County Horticultural Society met on Tuesday, Oct. 22nd, in the trustee's room, Public Museum.

Beautiful baskets of dahlias in lovely shades of lavender, orange and yellow from the gardens of Mr. and Mrs. E. C. Haasch decorated the windows of the room.

Mrs. E. C. Haasch was elected as delegate to attend the convention of the Garden Club Federation at Oshkosh, Nov. 13, 14, 15.

Spiraeas and Lilacs was the subject of the evening's program.

Mr. Frank M. Edwards, our guest speaker, not only gave us the names of the best varieties of spiraeas; but advised us to take more time in protecting our plants and shrubs. The average owner covers his plants too early. t is best to wait until we have had several severe frosts, around the holiday season, to avoid the ill effects of alternate freezing and thawing.

"The lilac," we were told by Mr. Edwards, "is now staging a comeback. It was first grown in Constantinople in 1650, being introduced by the same city that gave us the orseChestnut family.

"The lilac's chief beauty lies in its great, fragrant clusters of flowers. If the blossoms are not picked the seed pods should be pruned to conserve the vitality of the shrub and prevent unsightliness. No garden is complete without lilacs. They have been in our gardens since our grandmothers' days. The newer varieties, especially, are now becoming one of the first ten choicest shrubs.

Mr. Edward's list of the best varieties of lilacs in every color was put on the blackboard by President Huron Smith for each member to copy.

The Gardeners' Vision

A. C. HOTTES

(Part of an address presented to the convention of the National Association of Gardeners at Toronto from the Gardeners' Chronicle).

WE WERE all born to inhabit an Eden, but someone has destroyed things, someone has cut the tops off our trees, someone has used our rivers for sewers, someone has done something to everything we look at to destroy its beauty. You gardeners have the vision of bringing back the beauty of the landscape. If anyone deserves the tribute of the country at large it is the gardener. I am provoked, in visiting Rotary Clubs, Kiwanis Clubs, and all sorts of civic societies, to find how many men beat their chests over the fact that we have silk mills, or we have a big jail, or the largest insane asylum in the middle west! I am provoked when women's societies meet and talk about "What a wonderful trip I had last Summer!" Why am I provoked? I am provoked because these people have not learned that beauty must be established, so that we do not have to travel from home to find it and men will not brag about silk mills and insane asylums. The thing to brag about is that we live in a place and are proud to live there, because it is lovely. That is the thing that gardeners are doing, creating and spreading the vision of loveliness. "Without vision the people perish." Does the gardener have vision? Of course, he does. He would not amount to anything if he did not. For instance, in an inspired moment a great poet like Shakespeare writes a great play, Hamlet. For years and centuries men study that play, and learn more and more from it. In an inspired moment Michael Angelo carves a statue, and in it that moment of inspiration lives. The same may be said of all the arts and sciences, how inspiration works for a few minutes. In the time of Shakespeare, Bacon wrote: Men come to build stately sooner than to garden finely, as if gardening were the greater perfection. You gardeners have a vision of a planting about the entrance to an estate. In your vision there is an Evergreen which grows eight feet tall (it should never grow more); in front of that a less tall Evergreen, some broad leaved Evergreens and perhaps a bit of color. And that Winter it is too cold, that Summer it is too hot, and the red spider destroys your picture. In other words, gardeners know that men come to build stately sooner than to garden finely, as if gardening were the greater perfection.

But if the gardener has no vision what can he make? If the vision only lasts for a few moments, as compared with the vision of another worker in art or science, how much more does he need to plan, to know his material with which he composes his symphony, and the laws governing its composition? His notes are constantly changing; if he does not know those notes how can he make his picture?

APPLE CROP SHORT

APPLE prospects declined during September and the October forecast of 141,000,000 bushels is about 3 percent less than the September forecast, about 23 percent less than the 1928 production and about the same amount below the average production during the previous five years. September rains missed most of the important apple areas and small-sized fruit resulting from the dry weather is reported generally. The quality this year is below average, due chiefly to damage from scab and scale in the east and worm injury in the west.

PLANT NAME PRONUNCIATION

WE HAVE just received a new booklet entitled "Pronouncing Dictionary of Plant Names" just published by the A. T. DeLaMare Company of New York. It is a small pocket size dictionary with paper covers which may fill the needs of many of our gardeners. The price is 25c.

There is a difference of opinion in regard to the pronunciation of many plant names and there should be some authority to standardize the pronunciation. The authority used in the compilation of this little booklet was the "Century Dictionary" and the "Nicholson's Dictionary of Gardening." Where the two disagreed, that given by the "Century" was used.

In regard to "Old Style" and "New Style" pronunciation the booklet has used the old style because, in the opinion of the authors, "the new style may be of interest to students but it will never be current in trade circles."

The following are some of the more common names found in the booklet in regard to which there may sometimes be a question as to pronunciation.

Acclimate—(a-klī'māt).
Achillea—(ak-i-lē'a).
Aconite—(ak'ō-nīt).
Aconitum—(ak-ō-nī'tum).
Ageratum—(a-jer'a-tum).
Amaryllis—(am-a-ril'is).
Aquilegia—(ak-wi-lē'ji-a).
Arabica—(ar-āb'i-ka).
Arabis—(ar'a-bis).
Armeria—(är-mē'ri-a).
Calendula—(ka-len'dū-la).
Camellia—(ka-mel'ia).
Candidum—(kan'did-um).
Cineraria—(sin-e-rā'ri-a).
Clematis—(klem'a-tis).
Conifer—(kō'ni-fer).
Cotoneaster—(kō-tō-nē-as'ter).
Cypripedium—(sip-ri-pē'di-um).
Deutzia—(doit'si-a).
Discolor—(dis'kō-lor).
Echinops—(e-kī'nops)
Euonymus—(ū-on'i-mus).
Filipendula—(fil-i-pen'dū-la).
Forsythia—(fôr-sī'thi-a).
Gardenia—(gär-dē'ni-a).
Geum—(jē'um).
Gomphrena—(gom-frē'na).
Gypsophila—(jip-sof'i-la).
Heliotrope—(hē'li-ō-trōp).
Hemerocallis—(hem-e-rō-kal'is).
Heuchera—(hū'ker-a).
Jackmanni—(jak-man'nī).
Kaempferi—(kem'fer-ī).
Lantana—(lan-tā'na).
Liatris—(lī'a-tris).
Linaria—(li-nā'ri-a).
Lupine—(lū'pin).
Lychnis—(lik'nis).
Lycopodium—(lī-kō-pō'di-um).
Mimosa—(mī-mō'sa).
Myosotis—(mī-ō-sō'tis).
Nana—(nā'na).
Mematode—(nem'a-tōd).

Nepeta—(nep'e-ta).
Nicotiana—(ni-kō-shi-ā'na).
Nigella—(nī-jel'a).
Orchid—ôr'kid).
Orientalis—(or-i-en-tā'lis).
Palm—(päm).
Patens—(pat'enz).
Pentstemon—(pent-stē'mon).
Picea—(pī'sē-a).
Portulaca—(pōr-tū-lā'ka).
Primula—(prim'ū-la).
Retinispora—(ret-i-nis'pō-ra).
Salpiglossis—(sal-pi-glos'is).
Saxatile—sak'satil).
Saxifraga—(sak-sif'rā-ga).
Saxifrage—(sak'si-frāj).
Scilla—sil'a).
Sempervivum—(sem-per-vī'vum).
Stachys—(stā'kis).
Statice—(sta'i-sē).
Stokesia—(stō-kē'si-a).
Tamarix—(tam'a-riks).
Thalictrum—(thā-lik'trum).
Thyme—tīm).
Tigridia—(tī-grid'i-a).
Tuberosa—(tū-be-rō'sa).
Veronica—(vē-ron'i-ka).
Viburnum—(vī-ber'num).
Viola—vī'ō-lā).
Weigelia—(wī-jē'li-a).

ODDITIES IN FRUITS AND VEGETABLES

A NUMBER of Wisconsin communities have inaugurated contests and offered premiums for oddities or freaks in fruits and vegetables. In some cities newspapers or banks have given space in their windows for these freaks.

We question the value of such contests. Unless the freak or oddity shows something desirable, it is worthless. It would be better to offer premiums for fruits and vegetables having unusual good quality.

Vegetables showing some highly desirable qualities could be propagated by planting the seed of such specimens. For instance, a cucumber with but few seeds, very desirable for slicing, should be propagated. Tomatoes showing unusually good color without any green spots, with exceptional quality of flesh and few seeds; muskmelons of good quality and flavor.

There is much room for improvement and offering premiums for quality would bring good results while the freak is only something to look at and laugh about.

MAMMA CAT'S STRATEGY

or Getting Them Started Right

OLD Mother Cat knows her kittens and what Life demands of them if they escape drowning at the hands of the cat's proprietor. So she teaches them How to be Successful Mousers.

She brings in dead mice for the kittens to practice on. The catlets growl and pounce and stick their teeth into the dead mice with great courage and gusto. In their first fight they come off victors. Which is just what Mother Cat wants. She wants them to think Success, to feel Confidence, to fear no Mouse.

In our next catchapter the Parent brings back not dead mice but disabled mice, so the kittens will have a little, but not too much, resistance. And finally she brings back strong healthy micies for the kittens to try on their piano. By this time the kittens are habituated to Success.

Foxes and dogs train their juveniles by the same process; and a puppy untrained is apt to get so badly bitten in its first battle with a rat, that forever after all rats look ten times bigger than they are.

Men are like that. They need two or three successes in order to get the success habit and the courage to try.

PANSIES AND VIOLAS

ALTHOUGH the pansy, botanically, is a viola, Viola tricolor, a distinction between the pansies and other members of the genus is made, the pansy being characterized by its greater sized blooms although in coloring it is difficult to determine where a viola ends and a pansy starts, especially in the halfway hybrids known as tufted pansies, which in some cases have been developed to pansy size.

The tufted pansies have the advantage over the pansy in their greater hardiness and greater profusion of bloom, the tuft part consisting of a great number of stems springing from the base of the plant after its first blooms from seed to replenish the supply. The old stems should be cut back when they grow a little straggly and the tufting process will make nice neat compact bushes.

Rock gardeners have been responsible for the development of many viola types. Viola bosniaca, a crimson type or a clear magenta, is one of these. It is a species and comes true from seed and is a brilliant bit of color. It now has hybrid forms.

One of the daintiest and most graceful of the violas is viola gracilis, which has also been hybridized into a number of colors, some of them very rich and velvety. Viola Haselmere comes close to being pink and is a very pretty, small but profuse, flowering viola. Some very pretty blue forms often occur among Haselmere seedlings that are fully as fine as the type.

Lord Nelson is a rich, deep-colored hybrid viola that has attained much popularity. All of these forms bloom the first year from seed if given a reasonably eary start to get them into good growth before hot weather starts. The tufted pansies stand heat much better than the true pansies. In the latter strain there is such a wealth of variety that it is merely a matter of taste in selecting and amazing size has been obtained in some of the strains. Pansies are readily raised from seed and need an early start, but plants are always available if seed sowing has been neglected. Favorite forms of the violas are easily propagated from cuttings in wet sand in midsummer, the tufted habit furnishing plenty of material for propagation.

Begin Now to Plan Next Season's Pest Battles

F. L. CHAMBERS
State Entomologist

IF YOUR experiences are like those of many others of your fellow gardeners you are probably breathing a sigh of relief at the close of the growing season, feeling that the battle you had all summer to keep insect pests and plant diseases from destroying your garden is over and you may be even patting yourself on the back as the "victor." If you were successful in turning back these enemies you are to be congratulated but if you think your battle has been a decisive one you may have another guess coming by next spring. Overconfidence is a dangerous thing as every football follower knows and success demands continual training and preparation to prevent being outwitted by the enemy. We must not be fooled by the tactics of our insect and fungous disease enemies for those of us who have been battling these foes know that they frequently retreat for a time, only to return when we least expect them, just as powerful as ever and catch us "off guard." We must remember that when a plant dies from the growth of some of the many fungi, bacteria slime mold or viruses, the dead parts such as the leaves, stems, fruits or roots, frequently carry the organism over until spring when conditions are again favorable for their development. In a similar manner the insects apparently disappear when in fact they merely go into hibernation for the winter, some as adult beetles, moths, flies, etc., others as the worm or larval stages, and still others in the quiet stage known as the pupal or cocoon stage or in the egg stage.

Destruction of Crop Residues

Some of our most serious pests can best be controlled during this inactive stage. Among the hibernating adult insects we have the potato beetle, potato leafhopper, cucumber beetle, plum curculio, asparagus beetle, flea beetle, squash bug. The cabbage worm, white grub, cutworm, wireworm, and blister beetle, on the other hand, pass the winter in the larval stage. The cabbage looper, onion and cabbage maggots, and apple maggot are examples of injurious insects hibernating as pupae and the potato aphid and common stalk borer winter as eggs laid upon weeds, wild rose bushes, etc.



The potato leaf hopper winters in the adult condition under leaves, trash, dense grass, weeds, and the like.



Oyster shell scale hibernates in the egg stage on trees and shrubs beneath these armor-like shells of the female scale.

While it is generally much better to dispose of plant refuse by burying than by burning because the latter method destroys much needed humus, burning is most effective and dependable. The destruction of crop residues is just as important as any other method of insect and disease control. Decaying fruits and vegetables harbor insects and should be composted or burned. Insects frequently find protection during the winter months in tall grass and weeds, too often left surrounding the trunks of trees and along fence rows and ditches and about the gardens.

Potato growers have learned to their sorrow that vines from late blight infected potatoes must not be used in covering temporarily piled potatoes in the field to protect them from sun because the rain washes the spores of the disease from the disease lesions on the infected leaves down on the potatoes which results in their rotting.

In digging gladiolus the tops should be cut off and burned if they show any signs of lesions or spots on the leaves since they serve as a source of infection for another year to several very serious bulb diseases including scab, hard rot, dry rot, etc. Treating of bulbs would be of little value if the tops were left lying on the ground to reinfect

the corms when planted. Columbine leaves showing tunneling by the leaf miner, hollyhock leaves infected with rust, anthracnose spotted beans, and similar infected or infested plants should be cut back and the tops or infected portions burned to reduce the amount of infection. Wormy apples infested with the railroad worm, plums mummified by brown rot should be either burned or fed to hogs.

Trees and shrubs badly infested with oyster shell scale or other scale insects should be either cut down and burned or pruned back to eliminate as much infestation as possible and then given a dormant lime-sulphur or oil spray. If lime-sulpur is used it should be applied just as soon as the foliage is off and at a time when the outdoor temperature is well above freezing. One of the miscible oils such as Dendrol, Scalecide, Volck, or Sunoco Spray oil should be used at the rate of one gallon in twelve or fifteen parts of water.

Poplar or willow trees badly infested with borers should be cut down and burned to prevent the insects' spread or, if lightly infested, painted with carbolineum from the ground up to a point about thirty inches high on the trunk. This will not only kill the borers near the surface of the bark but will likewise protect the tree from girdling by mice and rabbits.

There is a large range of plant material to select from, why not select more of the varieties showing immunity to these pests and eliminate some of those less resistant?

A NEW BOOK ON BULBS

WE HAVE just received a new book entitled "Beauty From Bulbs" published by John Scheepers Incorporated, 522 5th Avenue, New York. It is described as a treatise on the leading varieties of bulbs suitable for outdoor and indoor culture which have proven of merit in American gardens.

This book is one which should be in the library of every nurseryman and plant grower. It is the best we have ever seen for beauty of illustrations and accuracy of description. A book of 216 pages, it contains full page colored photographs of every important variety of tulips, new and rare lilies and smaller bulblet flowers such as crocus, etc. Those who sell tulips and other bulbs will find this book a great help because of the accurate colored pictures and description of every important variety.

MANY BARBERRY BUSHES DESTROYED

DURING the barberry eradication activities of the past summer over 46,000 common barberry bushes were destroyed in Wisconsin by the cooperating forces of the State and Federal Departments of Agriculture. The bushes were growing mainly in Rock and Dane counties where the greater portion of the work was done this year.

Common salt to the amount of 85 tons was required to destroy these bushes. The salt is applied to the soil at the base of the plants and soon penetrates to the roots which is followed by the rapid killing of the bushes.

FROZEN FRUITS AT DOOR, IS MILK FIRM'S PLAN

"A POUND of frozen strawberries; a one-pound block of orange juice."

The Milwaukee housewife in a short time will be able to mark her milk card in that fashion, winter or summer, and serve her husband at breakfast with a dish of the berries swimming in their own juice. Or she can give him a glass of the orange liquid. At least one milk company is nearly ready to begin this new service.

Preserved by Freezing

Refrigeration is taking the place of the cook stove in preserving fresh fruit, freezing temperatures doing the job that it was thought only heat could accomplish, according to John Coleman of George Keiser, wholesaler. On the Pacific coast berries are picked, stemmed and washed. Three hours later they are in barrels with alternate cushions of berries and sugar and then placed in cold storage and frozen at a zero temperature for a week. Then they are shipped in refrigerator cars or with dry ice with regard for distance.

Fruit Juices Solid

Other fruits and also vegetables are being treated the same way. Fruit juices are frozen. The housewife has but to let them thaw out and they are ready to serve. They are marketed in paper containers. The strawberries, retain their natural color and their real taste, which it is said preserving by heat cannot do. Kept at their frozen state, they will remain in fine condition for months, it is claimed.

It will mean strawberry shortcake all year round.

—MILWAUKEE JOURNAL.

THE CABBAGE CROP

OCTOBER reports indicate less cabbage than was expected a month ago. The estimated crop of Danish-type or long-keeping cabbage is now 278,900 tons, a decrease of 34,000 since September 1, but still 21,000 more than in 1928. The forecast of production on domestic type cabbage has also been reduced to 256,100 tons, compared with the September figure of 272,700 and a 1928 crop of 237,600 tons; most of the reduction has been in New York and Wisconsin, the leading states.

Why Use Cranberries?

CLARE S. SMITH
Secretary Wisconsin Cranberry Growers' Association

A VERY satisfactory answer to this query may be found in a new booklet entitled "Cranberries In The Diet," by Mrs. Nellie Kedzie Jones, A. L. Marlatt and Agatha Raisbeck. Copies may be obtained from the Extension Service of the College of Agriculture, University of Wisconsin. I also have copies on hand which I will be pleased to send on request.

Besides an interesting history of the cranberry there are recipes for sauces, canapes, cocktails, soups, meat accompaniments, breads, salads, deserts, twenty pages of recipes. Try the two pudding recipes following and I'm sure you will want the rest of them.

1 Heaping cup cranberries
½ cup molasses (half syrup may be used)
2 tsp. soda in a little water
1½ cups flour
1/3 cup hot water
1 large tbs sugar
¼ tsp. salt
Steam 1¼ hours

Make sauce as follows: ½ cup butter, 1 cup sugar, ½ cup sweet cream, vanila to taste. Cook in double boiler as long as pudding steams.

1½ cups ground bread crumbs
2¼ cups cranberries
1½ cups sugar
½ cup raisins
2 large bananas
¼ tsp. salt.
¼ tsp. nutmeg
¼ tsp. cinnamon
¾ cup water, hot

Grind the cranberries and raisins together, add spices, salt and sugar. Butter a baking dish, put in layer of bread crumbs, layer of ground berry mixture, layer of sliced bananas, repeat with bread crumbs, berries and bananas and the top layer of bread crumbs. Dot with thin slices of butter. Pour over all the hot water and bake one hour. Serve cold with whipped cream.

All cranberries are shipped in half and quarter barrel boxes, weight depending on the size of the fruit. There are many varieties, varying in size, shape, color, flavor and keeping qualities. Wisconsin ranks third in production. Wood County leads in vine acreage, mainly located in the town of Cranmoor, where several hundred acres of waste bog or marshland have been converted into productive property. The largest single group of marshes are located in Juneau and Monroe counties, known as Warrens-Mather district. There are several marshes in the northern part of the state, the largest located at Beaver Brook, Phillips and Minong.

Over seventy percent of the crop is marketed through the American Cranberry Exchange. Shipment of Wisconsin berries will begin the latter part of October.

CRANBERRY CROP IS AFFECTED BY DROUGHT

THE Wisconsin cranberry crop, which is produced to a large extent in west-central Wisconsin, has been severely affected this year by mid-summer drought and by unexpected July frosts so that the yield for 1929 will be between fifty and sixty per cent of the 1928 yield. The dry spell in September licked up the moisture from many of the cranberry marshes and late september frosts ruined portions of the crop. Less than 50,000 barrels will be marketed this year in Wisconsin as against some 80,000 barrels in 1928.

The Wisconsin Cranberry Sale company is planning to market about 35,000 barrels and independent companies will possibly market 15,000 barrels. The retail price of cranberries will be considerably higher this fall than in previous years. Black River Falls, Mather and Cranmoor are the three largest shipping points in Wisconsin.

The marsh cranberry as raised in Wisconsin is far superior to the cranberry which is grown on high ground in some sections of America. Marshy land, which would otherwise be useless for agricultural purposes is thereby used to profitable advantages. A dam and surplus water supply is used in connection with each cranberry marsh in Wisconsin and the cranberries are flooded when fire, insects, or frost endanger the cranberry supply.

UNITED STATES POTATO CROP ONE-FOURTH SMALLER

FOR the United States as a whole the potato crop is now estimated at 345 milion as compared with 463 million last year. Prospects for the country as a whole declined somewhat during the past month. The production this year is about three-fourths as large as last year. Certain states have shown improvement recently, particularly Maine, Pennsylvania, Ohio, Minnesota, and North Dakota. Other states including Michigan and Wisconsin have shown further reductions. Digging is farther along than usual at this time of the year.

HARDY EVERGREENS

Deciduous Trees Perennials
Bulbs Ornamental Shrubs
Ferns Vines Climbers

Selected for landscape and home ground planting.

Tree seeds and seedlings at wholesale to the trade.

Write for price list

AMERICAN FORESTRY CO.
Pembine, Wis.

Suggestions for Landscaping

HURON H. SMITH

It takes a great deal more knowledge to know the materials of landscape architecture than it does most any other kind of a profession, and if we are to advise anyone about planting we must first be sure we know the plant materials that we are working with. This is a large order and may only be acquired by the amateur after several years of study. One must not be in a hurry to complete his landscape planting of shrubs but rather putting in the few salient features of his landscape picture and adding to it from year to year.

Opposed to Evergreens

Personally I would not recommend evergreens at all for Milwaukee or any large city where the smoke and soot make it certain that some of the evergreens will need to be replaced from time to time. It is too expensive a proposition. Our notion is that shrubs are more interesting in the long run anyhow. Many of the evergreen shrubs are left out of our calculation because of the same objection that pertains to the use of evergreens or coniferous trees and shrubs. The soil around Milwaukee and in many parts of the state is already very sweet and inclined to be plentifully supplied with lime and running a good proportion to clay.

If there is any place where a plan is needed it certainly is in the planting of shrubs. The modern tendency is to plant less of them and never to plant a clump. Clumps belong more in park planting. One should lay out the areas that he intends for a lawn and plan to preserve those as views that may be seen from his living room or dining room window. The first thing to settle is to select and locate the



shade trees. These should be trees of long lived species. Certainly for our home grounds we want none of the quick growing and short lived trees.

In planning your yard for shrubs don't forget to mark out the places where you are going to place your garden furniture, such as arbors, trellises, garden seats and the like. The soil should be well prepared to take the shrubs and one should not merely try to put them in by just removing the sod.

The kind of soil that you have should be very definitely known. There are many beautiful shrubs that can be grown in acid soil and the degree of acidity of the soil determines just what you will grow best. The most acid soil is found in our peat bogs, those in which sphagnum moss occurs. Next to them the soil from the ordinary swamps is most acid and next to that the soil from the upland woods. Decaying leaves and twigs make the soil from the upland woods acid.

Lime Sweetens Soil

The common soil of our fields and gardens under the ordinary methods of cultivation is about neutral, while any soil that has been limed is considered sweet. Adding manure or lime to any soil further renders it sweet. Our soils that are neutral are suited to most of the larger number of shrubs.

It is not difficult to make a test of the soil with which you are working nor is it very expensive. In olden times one used to make a test with red or blue litmus paper but that only tells whether the soil is alkali or acid in content and not the degree of alkalinity or acidity. What we need most to know is the degree. Within the last two or three years practical and inexpensive soil testing kits have been developed.

One of the first was the LaMotte soil testing kit, which I personally use in my work. Accompanying it is a chart that shows the common cultivated crops and some of the ornamental flowers and the type of soil in which they do best. Another one is called Soiltex and it does approximately the same thing. The principle of these kits is the subjection of the soil to a chemical which reacts with a certain color phase which tells you the degree of the acidity or alkalinity of the soil.

One gets a standard chart of colors with which to compare the soil test and to make sure what the degree is. This testing tells one more in five minutes than can be learned by experimenting in 10 years. Then when one knows the type of plant he wants to grow he can change his soil accordingly. To those that do want to use an acid soil they may find out how to do this by seeing how nature does it. They can go into the peat bog or into an upland marsh and see how the soil is acidified by natural means or they can use sawdust or tan bark to add to the soil to acidify it. One of the industrial chemicals that we hear so much about nowadays also does the work, ammonium sulphate.—Milwaukee Journal.

Causes of Failure and Success in Rose Growing

MR. AUG. PETERS
Milwaukee Society

A FAMOUS English Rose Grower in his book on roses published about the year 1894 has the following to say on this subject, which applies with equal force to the rose grower of today in America.

"He who would have beautiful Roses in his garden must have beautiful Roses in his heart. He must love them well and always. To win, he must woo, as Jacob wooed Laban's daughter, though drought and frost consume. He must have not only the glowing admiration, the enthusiasm, and the passion, but the tenderness, the thoughtfulness, the reverence, the watchfulness of love. With no ephemeral caprice, like the fair young knight's, who loves and rides away when his sudden fire is gone from the cold white ashes, the cavalier of the Rose has "semper fidelis" upon his crest and shield. He is loyal and devoted ever, in storm-fraught or in sunny days; not only the first upon a summer's morning to gaze admiringly on glowing charms, but the first, when leaves fall and winds are chill, to protect against cruel frost. As with smitten bachelor or steadfast mate the lady of his love is lovely ever, so to the true Rose-grower must the Rose-Bush or tree be always a thing of beauty.

Loved by all grades and ages, the rose may be alike enjoyed in the laborer's garden or in the conservatory of the rich. It is adapted for every position, and for every pocket too. The poorest may get a few bushes from the commercial growers who annually in the spring time discard a great many and sell them at a very reasonable price. If these few bushes are loved and properly cared for, success and progress is inevitable, and the man of moderate means can purchase a nice selection of the very finest varieties from reliable growers for less than the price of a tire on his automobile. By adding a few additional and valuable varieties annually, he will in a few seasons be the proud owner of a beautiful rose garden.

Position

Free circulation of air and abundance of sunshine are essential elements of success. If it is at all possible to provide a little shade during the extreme heat of the day it would be very beneficial, but this is a rather difficult arrangement to bring about, for the only shade possible in most instances is that which would come from a nearby tree, and the contiguity of too much shade is detrimental and robs the rose bush from sunshine above and nourishment below. The most open spot, therefore, in a small yard, as far removed as possible from trees, is usually well suited for the growing of roses. Where there is no free circulation of air, as for instance near the walls of a building, it is much harder to control mildew and fungus diseases of the rose, and only the most hardy and disease resisting Climbers should ever be planted in this position. A practical and attractive hedge which would offer some protection and slight shade to the rose bed could be provided by planting a hedge of Rugosa Roses, of which there is a great variety to choose from.

Soil

Roses can be grown to perfection in nearly all ordinary garden soils, providing the soil is properly cultivated, and by this is meant not a scraping with a rake or tickling with a hoe, but thorough digging and working. If the soil should contain a little too much clay the addition of peat moss, leaf mold, coal ashes, burnt earth or similar substances will make the soil easier to work, but it has been proven that the ordinary Wisconsin clay contains all the nourishment necessary for successful rose growing, and the problem of soil is not one to worry about in the average garden in this locality. Never attempt to grow roses in a wet spot, or one that is not free from standing water.

Planting and Pruning

The more hardy kinds of roses, such as Rugosas and Hybrid Perpetuals may be planted in the autumn, but we have had much better success in planting Hybrids Teas and the more tender sorts in the early spring time, for while fall planting might insure a little earlier bloom in the spring, there is bound to be more loss on account of the difficulty of wintering these delicate plants in our climate before a root system has been established. Nearly all nursery stock available today is of the budded variety, for the own root plants have not proven to be a success, excepting in very rare instances. These budded or grafted plants should be set in the ground so that the junction of the bud or graft is about even with the surface of the soil, or a trifle above. In this way there is much less liability of suckers coming up from the stock, as there would be if the budded part was planted an inch or two below the surface, which was formerly recommended.

Respecting the sized plants which should be set out; we earnestly advise all those who can obtain them to put out

plants of one or two years' growth that have made a free but not excessive growth, with well-ripened wood; these can be obtained at most of the large reliable nurseries. After the plants are set out, be sure that they are firmly pressed in with the feet or hands; plants that are loosely stuck in the ground can never do well. Another prominent thing to bear in mind is: never allow the plants to lie exposed to the wind and sun, keep them covered until ready to plant. The distance apart is somewhat regulated by the vigor of growth; the strongest growers should be put about three feet apart; for those of weaker habit, one or two feet would suffice.

The pruning of roses is one of the most important features connected with their culture, but no directions that can be given will prevent some mistakes from being made. It is practical experience alone that will enable one to determine just what is to be done in each individual case, and just how to do it; but the general principles that should govern can be easily stated and comprehended. I would recommend the operator to procure what is known as a pruning-knife, having a hooked blade, and also a pair of pruning shears; the latter is better for cutting away shoots from the centre of a bushy plant and is the quickest and most easy to handle, but where a very smooth cut is desired, the pruning-knife will be found most effective; it is less likely to bruise the bark.

All roses that come from the open ground should be pruned before planting or immediately after. Many persons who are careless, or not informed, set out the plants just as they come from the nurseries; under such circumstances the plants cannot thrive, the sap has too many buds to nourish and a weak growth ensues. The shock from transplanting must be met by a shortening of both shoots and roots; the shoots being shortened the number of buds to draw upon the sap is reduced and a more vigorous growth follows. Not only should all bruised roots be pruned, cutting away



The choice Blue Fringed Gentian, a gem to be seen in our wanderings when Indian summer comes.

The Growers Market

Advertisements for this department will be accepted from members of this society who produce the articles offered for sale. Rate 2 cents per word, minimum charge 25c per issue. "Adds" of nursery stock and plants will be accepted only from those listed by the State Entomologist as having been inspected. No discounts from these prices.
Copy should reach us by the 20th of the month. Send cash with order.

WATER LILIES, ORNAMENTAL Water Plants, Berry-bearing shrubs and Plants for attracting birds, etc. Write Terrell's Aquatic Farm, 1006 W. Blk., Oshkosh, Wis.

LILY BULBS
REGAL LILIES. Nice blooming bulbs $2.00 per doz. Extra large size $3.25 per doz. Post paid. H. C. Christensen, 1625 Ninth St., Oshkosh, Wis.

WANTED—A superintendent by a company operating tract of several hundred acres, mostly apples, in a middle western state. Must be capable executive, as well as horticulturist. Excellent and permanent opening for the right person. Address Wisconsin State Horticultural Society, Washington Bldg., Madison, Wis.

to the sound part, but also all those large ones that are uninjured, for by this they are induced to put forth small roots of fibrous nature, which are of great assistance in promoting health and vigor of plant.

Winter Covering

Broadly speaking there are but two classes of roses hardy in this climate; the Rugosas and their Hybrids, and the Hybrid Perpetuals, or so-called June blooming roses These plants should, however, have some protection during the winter. The method most generally employed being a covering of leaves, straw or marsh hay.

A pleasing departure from the usual method of growing these two varieties of roses is found in the pegging-down system. Grown in this way, the long shoots are carefully bent down and fastened to the ground by means of sticks or wire staples. Flower-buds will then push out all along the shoots, and a correspondingly large number of blooms be obtained. The individual flowers may be of a somewhat inferior quality to those produced in the ordinary way, but a mass of color not otherwise obtainable can thus be had.

Hybrid Tea, or so-called ever blooming roses, must be thoroughly protected during the winter, and there is no hard and fast rule to follow, for our winters are so different. The safest method which we have so far found is to cover the plants entirely with soil, after which the ground should be allowed to freeze thoroughly before a covering of leaves, hay or straw is added. In addition to this some kind of waterproof covering is advisable, especially during such winters as the one from 1927 to 1928, when we had severe rains throughout the entire winter, with recurrent freezing and thawing.

If, however, as already stated, a person really loves his roses, ways and means will be found not only to successfully grow many tender varieties in our climate, but also to winter them, for it will never seem that the amount of work and trouble is not repaid a thousandfold by the pleasure derived during the blooming season, which cannot be measured in terms of earthly wealth.

There is at the present time in nearly every city of any size a branch of the American Rose Society or a Local Rosarians' Ass'n., from which the novice can get much valuable information which will enable him to avoid the common mistakes mostly made by beginners, especially as to the selection of varieties, etc.

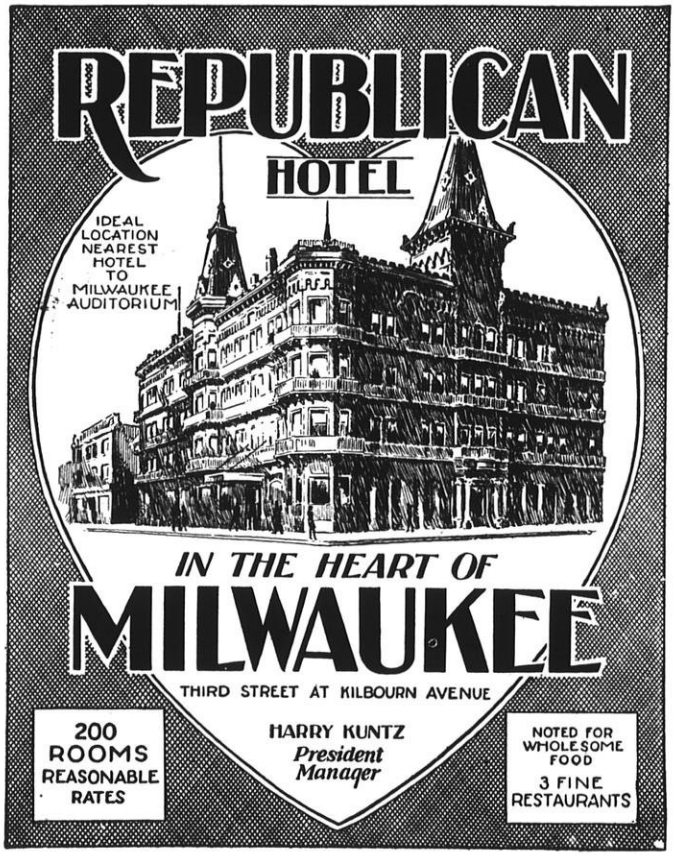

TABLE OF CONTENTS

Musings of An Orchardist	67
Control of Mice in Orchard	69
Poison Bait Obtained thru County Agents	69
Progress in Reforestation	70
Motorists Fined for Picking Wild Fruit	71
White Wash Young Trees	72
Beautifying the School Grounds	73
Bees Help Set of Raspberries	74
Wormy Apples Barred from England	74
Conquering Civilized Ugliness	75
Wisconsin Apple Harvest Good	75
Wisconsin Apple Harvest Good	75
Apples Exhibited at Milwaukee Show	76
New Law Protecting Wild Flowers	76
Autumn Leaves Used as Fertilizer	77
Flowers Delivered by Aeroplane	77
Honorary Recognition	78
Convention—Program—Fruit—Vegetable Growers Section	78
Our Cover Picture	79
When You Fail to Get Your Magazine	79
Editorials	80
Garden Glories	82
Convention Program—Garden Club Federation	82
Garden Club Federation News	82
The Gardeners' Vision	86
Plant Name Pronunciation	86
New Book on Bulbs	87
Pansies and Violas	87
Begin Now to Plan Next Season's Pest Battles	88
Frozen Fruits at Door	89
Why Use Cranberries	90
Suggestions for Landscaping	91
Causes of Failure and Success in Rose Growing	92

ATTENTION

We have something you need

Tree Protectors
Berry Hooks
Plant Markers
Cyanogas and Black Leaf 40

Orchard Harvesting Equipment

Ladders
Picking Bags
Wire Fruit Pickers
Baskets

F. R. GIFFORD CO.
2201 UNIVERSITY AVE.
Madison, Wis.

HARDY PERENNIALS

New & Standard Varieties

300 Kinds

Strawflowers—All Varieties

J. F. HAUSER
Bayfield, Wisconsin

Send for Price List

Mr. and Mrs. J. T. Fitchett

invite you to visit the

Fitchett Dahlia Gardens

735 Milton Avenue

Janesville, Wisconsin

"At Home"
from August the fifteenth until frost

Darwin Tulips

100 Darwin Tulips 5 named varieties
20 each our selection $3.50 postpaid.
500 Darwin Tulips 5 named varieties
100 each our selection $15.00 by express collect.

We have imported 40,000 bulbs direct from Holland. Varieties: **Clara Butt**—Apple blossom pink. **Europe**—Salmon, scarlet shaded rose. **King Harold**—Mahogany deep red. **Mrs. Farncombe Sanders**—Deep rose. **Pride of Haarlem**—Bright carmine. **Rev. Ewbank**—Lilac mauve. **Princess Elizabeth**—Bright rose. **Prof. Rauwenhoff**—Cherry rose. **Scarlet Perfection**—Beautiful intense scarlet. **Yellow Wonder**—Large golden flower.

All the best commercial varieties.

October Delivery

Superior View Farm

J. F. Hauser

Bayfield, Wis.



W. A. Sisson W. A. Lawson

Sisson's Peonies

Rosendale, Wisconsin

Specializing in

Peonies—Irises and Gladiolus

Let us start you in the business or send you additions to your collection

Write or head your auto this way. Intersection Highways 23 and 26

Memorial Peony bed at Riverside Cemetery, Oshkosh

To All State Horticultural Society and Garden Club Federation Convention Visitors

We Extend A Very Cordial

Welcome to Oshkosh

You are welcome to visit our fruit farm and nurseries at any time

RASMUSSEN'S
Fruit Farm and Nurseries

Oshkosh, Wisconsin

On Highway 21

Rock Gardens

Let us help you plan or build your rock garden.

Send sketch of your location with important details and information about soil, exposure and amount of shade.

We will either complete your plans by locating different species of plants and other rock garden features, or we will build your garden complete.

New Varieties

We are constantly trying out many new varieties of plants under Wisconsin conditions.

Write for our catalog of rock garden plants, Wisconsin wild flowers and hardy perennials. Sent free on request.

W. A. Toole
Garry-Nee-Dule

Baraboo, Wisconsin

Try Our Special Selected Sweet Scented Hybrid Lupines

One Dozen $3.90 post paid

We specialize in Perennials

Send for our new illustrated Catalog

Chequamegon Flower Gardens
V. E. Brubaker, Prop.

Washburn, Wis.

DEMOCRAT PRINTING COMPANY
MADISON, WISCONSIN

WISCONSIN HORTICULTURE

Vol. XX DECEMBER, 1929 No. 4



EVERGREENS
Native Rhododendrons

Broad Leaved Flowering Shrubs for all around beauty. Write for illustrated price list. Now booking fall orders.

TENNESSEE EVERGREEN CO.
P. O. Box 575
Elizabethton, Tenn.

BARGAINS

100 finest Gladiolus Bulbs $2.00 F. O. B. or $2.25 postpaid, 10 varieties 10 each. Spring delivery.

30 popular Iris roots, 5 each 6 kinds for $2.25. Postpaid April—July—August delivery.

6 Peony roots, 2 red, 2 white, 2 pink for $3.00 postpaid. Sept.—Oct. delivery.

STONECREST GARDENS
Eau Claire, Wis.
Send for catalog. It's free.

TREES SHRUBS PLANTS EVERGREENS

For Landscape Planting

ESCHRICH'S NURSERY

Growers—Designers—Planters

Ask for our Catalog

Sta. F Milwaukee, Wis.

Visitors Welcome

FLORISTS AND OTHERS
Your Orders Please!

Cut Greens, Evergreen Roping, and Christmas Trees
By the bag or the carload
Hardy Northern Nursery Stock

Wholesale and Retail

DAHLBERG NURSERIES
Ladysmith, Wis.



Fig. 1 Fig. 2 Fig. 3

Berry Boxes

Crates, Bushel Boxes and Climax Baskets

As You Like Them

We manufacture the Ewald Patent Folding Berry Boxes of wood veneer that give satisfaction. Berry box and crate material in the K. D. in carload lots our specialty. We constantly carry in stock 16-quart crates all made up ready for use, either for strawberries or blueberries. No order too small or too large for us to handle. We can ship the folding boxes and crates in K. D. from Milwaukee. Promptness is essential in handling fruit, and we aim to do our part well. A large discount for early orders. A postal brings our price list.

Cumberland Fruit Package Company

Dept. D, Cumberland, Wis.



Some Get Acquainted Offers For Spring Delivery

10 Delphiniums Gold Medal Hybrid	$1.25
7 Hardy lilies (Single and double, Tiger lily; red, Elegan; scarlet, Regale; white Asst.)	1.25
10 Hemarcallis-yellow, orange lily	1.25
10 Assorted Iris in three or more colors	1.25
5 Spireas Van Houtii shrubs	1.25
50 Assorted Gladiolus	1.25

Every Wisconsin State Horticultural Society member should avail himself of these special offers. Our catalog is free.
SWEDBERG BROS NURSERIES
Battle Lake, Minnesota

WHITE ELM NURSERY COMPANY
Hartland, Wis.

Landscape Designer

Complete Line of Hardy Nursery Stock

Visitors Welcome

Nurseryman—Florists

Darwin Tulips Gladiolus Peonies Dahlias Iris

Write for our varieties and prices.

DR. A. J. NELSON
214 N. Division St.
Stoughton, Wis.

Visit Our Gardens

THE BEST LILACS

Belle-de Nancy: Beautiful double pink.
Congo: Single, deep wine red, exquisite.
Lamark: Rosey lilac, double.
Mme. Able Chatney; The best double white, hardy and a prolific bloomer.
Mrs. Hoover: A beautiful pink Persian, bewitching in daintiness.

These five lilacs, one to two feet, postpaid for $2.50. **Order Today.**

WISCONSIN NURSERIES
W. J. Moyle & Sons
UNION GROVE, WIS.

HARDY EVERGREENS

Deciduous Trees Perennials
Bulbs Ornamental Shrubs
Ferns Vines Climbers

Selected for landscape and home ground planting.

Tree seeds and seedlings at wholesale to the trade.

Write for price list

AMERICAN FORESTRY CO.
Pembine, Wis.

Wisconsin Horticulture

Wisconsin
State Horticultural Society
Organized 1865

Devoted to better fruits, flowers and vegetables



OFFICERS

President
C. J. Telfer, Green Bay

Vice-President
M. B. Goff, Sturgeon Bay

Secretary
H. J. Rahmlow, Madison

The Annual Convention

Joint Meeting with Garden Club Federation Unusually Good

THE 60th annual convention of the Horticultural Society and the first annual convention of the Garden Club Federation were decidedly successful judging from the expression heard on all sides at the close of the meeting.

The convention opened on Wednesday noon, November 13th with a joint program for both the Society and the Federation with an attendance of about 105. Over 200 attended the evening session at which the honorary recognition certificates were presented to three outstanding horticulturists, Geo. J. Kellogg, Herbert H. Harris and John F. Hauser and at which Huron H. Smith of the Milwaukee Public Museum gave a talk on "Shrubs for Wisconsin," showing over 100 slides on this subject.

The speakers were all good. They must have been, because so many people remarked that they had really learned a great deal at this convention and were well repaid for the time and money it cost them.

The banquet was exceptionally good also. One of our out-of-state visitors wrote to the editor on his return home, and remarked that the banquet was one of the best he had ever attended. The Raulf Hotel is to be congratulated upon its splendid menu and service.



The Oshkosh Society outdid itself to put the convention and banquet across. Since the banquet was given under the auspices of the Oshkosh Horticultural Society, they had full charge of the program and menu. N. A. Rasmussen acted as toastmaster and interest never lagged for a moment. The Oshkosh Society furnished an orchestra which rendered splendid music thruout the meal and a very fine baratone soloist, and a splendid reader. The entertainment was not too long and was thoroughly enjoyed by all present.

Mr. Rasmussen called upon a number of prominent horticulturists present at the banquet who responded briefly with short stories appropriate for the occasion.



Prize winning luncheon table exhibited by Milwaukee Horticultural Society. Silver trophy presented by the State Horticultural Society on the right. Table arranged by Mrs. E. C. Haasch, Wauwatosa.

Prof. A. C. Hottes, editor of Better Homes and Gardens, was the principle speaker. Vice-president Moulton B. Goff presented the silver cups and trophies to those who had won them in the fruit, pie and luncheon table classes of the show. The awards are given on another page of this issue.

Prof. Hottes Tells of Best Plants

Prof. A. C. Hottes of Des Moines, Iowa, proved to be an unusualy interesting and instructive speaker. His first talk entitled "Superlative Degree Plants" was exceptionally good. He told of what, in his opinion, was the best tulip, the best annual, the best perennial, the best shrub and mentioned outstanding plants in other lines, describing them in detail with the aid of colored photographs.

He also spoke on Friday on the topic of the "Garden Clinic", telling how to overcome many plant troubles and giving advice which was eagerly sought for by the visitors.

Other Out-of-State Speakers

Mr. Ray Speer, president of the Minnesota State Horticultural Society gave a splendid talk on the new discoveries in Horticulture in which he told of the new apples, plums, cherries, pears, raspberries, strawberries and ornamentals being introduced by the Minnesota State Fruit Breeding Farm. He told briefly of the qualities of the leading new varieties. Since Minnesota conditions are similar to those in Wisconsin, any new fruits produced there are of value to growers here.

Mr. Stanley Johnston of South Haven, Michigan, gave a very interesting talk to strawberry and raspberry growers on the methods of fertlizing these crops. Strawberry and raspberry growers have been looking for this type of information for some time, and while the experiments are not complete, Mr. Johnston's talk will prove very helpful to the growers.

We will not mention the names of the Wisconsin men and women on the program here because we hope to be able to print their papers in full. It will be sufficient to say that those who attended the sessions of the Garden Club Federation program were delighted. The discussion on luncheon tables, shadow boxes, and miniature gardens became almost heated at some points but a great deal of good will come out of it.

The fruit growers, due to the fact that there was a concentrated program on their subjects, found much of interest and on Friday afternoon, held a separate round table conference on the subject of "Marketing and Grading".

Officers Re-Elected

At the business meeting of the officers of the State Horticultural Society, president Telfer and vice-president M. B. Goff were re-elected and the following four members elected on the Executive Committee: John F. Hauser, Bayfield; J. F. Swartz, Kenosha; H. C. Christensen, Oshkosh; H. W. Ullsperger, Sturgeon Bay. Mr. Hauser is the only new man on the Board.

The secretary's report brought out the fact that because of a change in the law whereby all State departments lose their balance on the last day of June, the Society will have somewhat less money this year than last year. Therefore it will be necessary to curtail expenses and if possible, increase the receipts.

President Hoover has smashed another precedent, and now follows Mrs. Hoover down the aisle or into the limousine, despite the rule that the President must go first, and we honor him for it, although, of course, it may be that he got tired of being told that his coat needed pressing.

Garden Club Federation Elects Officers

The State Garden Club Federation Board of Managers met during the forenoon of Wednesday, November 13th and re-elected Mrs. R. H. Malisch president, Mrs. C. W. Vaughn vice-president and Mrs. A. W. Sperber, secretary - treasurer. H. J. Rahmlow continues as corresponding secretary.

Additional items on the garden club program will be found under the department of Garden Club Federation News in this issue.

STATE FLORISTS ELECT OFFICERS

JOSEPH H. DALE of Hancock, Mich., has been elected president of the Wisconsin and Upper Michigan Florists' association. Two hundred and fifty delegates attended the twelfth annual convention, held at the Hotel Astor Nov. 7 and 8. T. D. Hefko of Marshfield was made vice president.

Huron H. Smith, curator of botany at the Milwaukee museum, was re-elected secretary, and Eugene Oestheicher, also of Milwaukee was re-elected treasurer.

Marshfield was decided upon as the meeting place for the next convention, the third Tuesday in July.

Delegates were welcomed by C. C. Pollworth of Milwaukee at a luncheon given by the Milwaukee Florists' club.

Speakers at the afternoon session were George J. Ball, West Chicago; F. R. Kilner, Chicago, editor of the Florists' Review and Prof. H. B. Dorner, dean of the school of horticulture at the University of Illinois.

Wm. Zimmerman was toastmaster at the annual banquet which was followed by a dance.

Policeman—How did the accident happen?

Motorist—My wife fell asleep in the back seat.—Everybody's Weekly.

Exhibits at the Convention

Door County Wins Silver Trophy for Best Apples

THE exhibits this year were not quite as numerous as at Milwaukee a year ago but nevertheless there were some very fine apples shown and the garden club exhibits consisting of five beautiful luncheon tables and two miniature gardens were a great attraction. The Door County Fruit Growers Union put up a large exhibit of apples in one corner of the hotel lobby, D. E. Bingham of Sturgeon Bay brought in a large exhibit of apples and there were five county exhibits which made the apple show a success.

Door County Wins First

In the county fruit exhibit class Door County won first. This exhibit was put up by county agent B. F. Rusy, D. E. Bingham, Lester Birmingham and Don Reynolds of Sturgeon Bay. There were also apples provided by G. W. Gannett of Fish Creek and S. Telfer of Ellison Bay. The Milwaukee Journal silver cup went to Door County.

Crawford County won second. Mr. J. J. McKenna brought some very fine apples from the Kickapoo Valley Orchards at Gays Mills. The apples came from Round Top Orchards, Gays Mills Fruit Farm, Crawford Orchard Company, Indian Point Orchard Company and the J. J. McKenna Farm.

Washington County was third. The apples were selected by Joe Morawetz, West Bend, cooperating with county agent E. D. Byrns. The other growers were Ed. Lucas, A. Stephan, Elias Kapp, Frank Bales, Miss Ag. Roberts.

Sauk County was fourth. The apples were put up by L. B. Irish and A. K. Bassett of Baraboo. Other growers were J. S. Palmer, Martin Wierick and Carl Hirschinger.

Milwaukee County was fifth. County club leader E. B. Hauser brought down the exhibit which had been prepared by county agent R. B. Pallett, W. H. Basse, A. R. Cooper, Erwin Jante, John Koehler, A. J. Meyer and Wm. J. Prange.

J. J. McKenna Wins Two Silver Trophies

The engraved pewter fruit bowl presented by the Door County Fruit Growers Union for the best tray of McIntosh went to J. J. McKenna of Gays Mills who also won the engraved pewter bowl presented by the Horticultural Society for the best tray of Wealthy.

Apple Pie Trophies

The Oshkosh Horticultural Society had offered three beautiful premiums for the best apple pies which brought out quite a few exhibitors. The first premium a silver and pyrex pie plate was won by Mrs. Gunz, the second premium, a silver pie server was won by Mrs. W. N. Linn and third premium was a pyrex pie plate and was won by Mrs. W. M. Nelson. The winners are all from Oshkosh.

Vegetable Exhibits

There was a nice vegetable exhibit this year. N. A. Rasmussen, H. C. Christensen of Oshkosh and Ed. Gassner of Rockfield were the principal exhibitors. N. A. Rasmussen received the bronze medal awarded by the National Garden Bureau for the best display of vegetables.

The following are the winners in detail.

SINGLE TRAY EXHIBIT

McIntosh:
1st, Kickapoo Development Co. Gays Mills
2nd, D. E. Bingham, Sturgeon Bay
3rd, E. H. Stoeber, Madison

Wealthy:
1st, Kickapoo Development Co.
2nd, D. E. Bingham
3rd, A. K. Bassett, Baraboo

Delicious:
1st, L. B. Irish, Baraboo
2nd, D. E. Bingham
3rd, Ralph Irwin, Lancaster

Northwestern:
1st, Ralph Irwin
2nd, A. K. Bassett
3rd, D. E. Bingham

Fameuse (Snow):
1st, W. H. Milward, Madison
2nd, D. E. Bingham
3rd, A. K. Bassett

Windsor:
1st, A. K. Bassett
2nd, D. E. Bingham
3rd, Ralph Irwin

Wolf River:
1st, Arno Meyer, Waldo
2nd, Jos. Morawetz, West Bend
3rd, Ed. Gassner, Rockfield

Salome:
1st, D. E. Bingham

Westfield:
1st, A. K. Bassett

Tolman Sweet:
1st, D. E. Bingham
2nd, W. H. Milward
3rd, L. B. Irish

McMahon:
1st, D. E. Bingham
2nd, L. B. Irish
3rd, Jos. Morawetz

PLATE EXHIBIT

Pewaukee:
1st, A. K. Bassett
2nd, Jos. Morawetz

Baldwin:
1st, Arno Meyer

Gano:
1st, E. H. Stoeber

Dudley:
1st, D. E. Bingham
2nd, L. B. Irish

Scotts Winter:
1st, L. B. Irish
2nd, A. K. Bassett

Grimes Golden:
1st, E. H. Stoeber
2nd, J. H. Miles, Sturgeon Bay
3rd, Arno Meyer

20 Ounce:
1st, Arno Meyer

Golden Delicious:
1st, L. B. Irish
2nd, A. K. Bassett
3rd, Arno Meyer

Wagner:
1st, Kickapoo Development Co.
2nd, Ed. Gassner
3rd, J. H. Miles

Jonathan:
1st, W. H. Milward
2nd, A. K. Bassett
3rd, L. B. Irish

McMahon:
1st, D. E. Bingham
2nd, E. H. Stoeber
3rd, L. B. Irish
Wealthy:
1st, Kickapoo Development Co.
2nd, E. H. Stoeber
3rd, D. E. Bingham
McIntosh:
1st, Kickapoo Development Co.
2nd, E. H. Stoeber
3rd, L. B. Irish
Delicious:
1st, Ralph Irwin, Lancaster
2nd, E. H. Stoeber
3rd, L. B. Irish
N. W. Greening:
1st, Chas. Schmolinsky, Oconto
2nd, A. K. Bassett
3rd, D. E. Bingham
Fameuse (Snow):
1st, Kickapoo Development Co.
2nd, Jos. Morawetz
3rd, A. K. Bassett
Windsor:
1st, A. K. Bassett
2nd, Ralph Irwin
3rd, D. E. Bingham
Wolf River:
1st, Chas. Schmolinski
2nd, Ed. Gassner
3rd, Ralph Irwin
Salome:
1st, Ralph Irwin
2nd, D. E. Bingham
Westfield:
1st, A. K. Bassett
Tolman Sweet:
1st, D. E. Bingham
2nd, Jos. Morawetz
3rd, L. B. Irish
Golden Russet:
1st, A. K. Bassett
2nd, Arno Meyer
3rd, Ed. Gassner
Willow Twig:
1st, Arno Meyer
Any Other Variety:
1st, Arno Meyer
2nd, A. K. Bassett
3rd, Jos. Morawetz
Five Plates Each of Five Commercial Varieties:
1st, D. E. Bingham
2nd, A. K. Bassett
3rd, L. B. Irish
4th, Ed. Gassner

CULINARY VEGETABLES

Best Collection Vegetables:
1st, N. A. Rasmussen, Oshkosh
2nd, H. C. Christensen, Oshkosh
3rd, Ed. Gassner
6 Blood Turnip Beets:
1st, N. A. Rasmussen
2nd, H. C. Christensen
3rd, Ed. Gassner
3 Rutabagas:
1st, John Hauser, Bayfield
2nd, N. A. Rasmussen
3rd, Ed. Gassner
6 Chantenay Carrots:
1st, N. A. Rasmussen
2nd, Ed. Gassner
3rd, H. C. Christensen
3 Winter Cabbages:
1st, Ed. Gassner
2nd, N. A. Rasmussen
3 Red Cabbages:
1st, N. A. Rasmussen
2nd, H. C. Christensen
3rd, Ed. Gassner
6 Red Onions:
1st, H. C. Christensen
2nd, Ed. Gassner
6 Yellow Danvers Onions:
1st, H. C. Christensen
2nd, Ed. Gassner
3rd, N. A. Rasmussen
6 White Onions:
1st, H. C. Christensen
2nd, Ed Gassner
Largest Onion:
1st, H. C. Christensen
2nd, N. A. Rasmussen
3rd, Ed. Gassner
6 Parsnips:
1st, N. A. Rasmussen
2nd, Ed. Gassner
1 Hubbard Squash:
1st, N. A. Rasmussen
2nd, W. R. Brunka, Oshkosh
3rd, Ed. Gassner
3 Table Queen Squash:
1st, N. A. Rasmussen
2nd, Ed. Gassner
3rd, W. R. Brunka
3 Heads Celery:
1st, H. C. Christensen
3 Chinese Cabbage:
1st, H. C. Christensen
3 Bunches Radishes:
1st, H. C. Christensen
5 Tomatoes:
1st, H. C. Christensen
2nd, N. A. Rasmussen

RESOLUTIONS ADOPTED AT THE CONVENTION

Whereas, the 1929 joint convention of the State Horticultural Society and Garden Club Federation has been one of the most successful horticultural meetings ever held in Wisconsin,

And Whereas, much credit for its success is due to Oshkosh citizens who have generously cooperated,

Therefore be it Resolved, that the thanks of this convention be conveyed to the management and employees of the Hotel Raulf for their untiring efforts for our comfort, to the Oshkosh Horticultural Society for their generous and loyal assistance, to the Oshkosh Northwestern for its timely publicity and editorial support, and to the citizens.

Whereas, our Heavenly Father has seen fit to call to her eternal reward the wife of our former president, L. G. Kellogg of Ripon, Wisconsin,

Therefore be it Resolved, that the State Horticultural Society extends to the family of the deceased our sincere sympathy and further

Resolved, that a copy of this resolution be forwarded to the bereaved husband and a copy be entered in the records of this society.

Whereas, the over-crowded condition of the Horticultural Building at the State Fair makes the long delayed addition to that building a necessity, and

Whereas, the last legislature appropriated funds for this purpose,

Be it Resolved, that the officers of the society be authorized to form a committee from this and allied organizations for the purpose of soliciting the Department of Agriculture and Markets and the Governor for the early release of funds so that the building may be completed in time for the 1930 State Fair.

Adopted by the State Horticultural Society.

Whereas, the probable addition to the new horicultural building at the State Fair will give greatly increased exhibit space,

Be it Resolved, that a committee be appointed consisting of three persons from the Horticultural Society and three from the Garden Club Federation to confer with the State Department of Agriculture and Markets and to work out in cooperation with the Department and the superintendent of the State Fair Horticultural Department such re-arrangement of exhibits and premium lists as will best serve the interests of Wisconsin Horticulture.

Adopted by the Wisconsin Garden Club Federation and Horticultural Society.

Superlative Degree Plants

PROF. Alfred C. Hottes of Better Homes and Gardens, Des Moines, Iowa, gave a very interesting talk at the convention which he called "Superlative Degree Plants". He named many interesting plants which garden club members will wish to grow.

The first one mentioned was the John Ruskin Tulip which Mr. Hottes thot was the best tulip because of its delicate tint.

He considers the Winter Aconite, Eranthis Hyemalis, one of the best of early flowers. It comes out very early in the spring, may freeze, but will open again.

For small trees, he mentioned the Japanese Crab, wonderful because of its purplish red bloom, and also Bechtel's Crab.

One of the dogwoods, Cornus Kousa was given honorary mention as a wonderful shrub.

Among the best early flowering shrubs is the golden bell, Forsythia Spectabalis. The Glossy Buck-thorn is a later blooming shrub and has bloom and fruit all summer. It is especially good because it is free from insects and diseases. It is rather hard to transplant, however.

There were two honeysuckles mentioned which Prof. Hottes considered unusually good, Lonicera korolkowi which has a blue leaf; and Lonicera Podocarpa maackii.

The Best Annuals

The Petunia was named as the best annual. The simpler types were considered the best. The Cobaea or cup and saucer vine Mr. Hottes named as the best annual vine. The silver lace vine, Polygonum auberti is very fine but may freeze down in this climate. Another perennial vine is Euonymus radicans vegetus. The Verbena, Miss Ellen Wilmott, came in for honorary recognition and blue fescue, festuca glauca was named as a wonderful edging plant.

The Campanula carpatica is another wonderful low growing plant especially good for rock gardens.

Use Christmas Trees

Prof. Hottes does not believe in the Christmas Tree campaigns put on spasmodically to prevent the use of spruce and other evergreens at Christmas time. He remarked, "To what better use could a tree be made than to gladen our hearts during this wonderful time of the year?"

Spruce and balsam can be easily replanted and grown by the millions. Many nurserymen and farmers are now growing them for Christmas tree use. Whether they are cut down for Christmas trees or the same species are used for making paper for our Sunday comic sheet is immaterial. In fact the Christmas tree would seem the better usage. There are millions of acres of land in this country suitable for nothing but growing Christmas trees.

W. A. SISSON, ROSENDALE, BRINGS OUT LARGE CROWD FOR LAST AFTERNOON AT CONVENTION

W. A. SISSON, our well known peony grower, who is editor of the Home Garden Department in the Fond du Lac Commonwealth Reporter brought out a large attendance for our Friday afternoon session at the convention. He demonstrated the handling and cutting of peony and iris roots.

Prizes were offered to the town that brought out the largest crowd. Eldorado won with 35 in attendance. This is the second time Eldorado has won this year. The peony and iris roots used at the meeting were given to the Eldorado people. Each person was given from 1 to 3 roots and the balance sold which netted them $10.00 in cash. There were many valuable roots, but were sold at greatly reduced prices.

Rosendale had an attendance of over 50, but were eliminated from the contest on account of its being the home town of Mr. Sisson.

Mr. Sisson states, "Eldorado deserves great credit for its attendance as it is a farming community and has twice won over such cities as Oshkosh, Fond du Lac, Ripon, Berlin and Waupun."

The plant clinic of the Fond du Lac Commonwealth Reporter will continue next May or June. Any community wishing the clinic to come to their town should send an invitation to Mr. Sisson at Rosendale.

THE CHINESE ELM

IN OUR last issue we asked our readers to write their experience with the Chinese Elm, stating if it was a fast grower or not. The following letter was received from W. A. Dana of Stonecrest Gardens, Eau Claire, Wisconsin.

"The Bureau of Plant Industry sent me five samples (very small) seven years ago. These were planted in a sandy soil of poor quality. These trees are now 8 to 10 inches in diameter and about 40 feet tall, very fine in every way. They make a fine shade or street tree of good shape. Am very much pleased with their behavior. The growth is even better than the Moline Elm, and not so particular as to soil conditions. They are said to flourish even in an alkaline soil.

I think the first virtue is to restrain the tongue; he approaches nearest to the gods who knows how to be silent, even though he is in the right.—Cato.

Society Recognizes Work of Three Horticulturists



Left to Right. M. S. Kellogg, Janesville, who received the certificate on behalf of his father, Geo. J. Kellogg; H. H. Harris, Warrens; John F. Houser, Bayfield.

Geo. J. Kellogg, H. H. Harris and John F. Hauser are the first horticulturists to receive the honorary recognition certificates presented by the Society for outstanding work in Horticulture.

The certificates were presented at a special convention program, by Chas. L. Hill, Chairman of the Department of Agriculture and Markets. The introductions and statement of the accomplishments of the three men were given by Pres. C. J. Telfer.

A brief biography of each is presented here.

MR. GEO. J. KELLOGG of Janesville was born March 20, 1828 at Cicero, N. Y. He emigrated to the Indian land of Wisconsin in 1835. Governor Harvey was at that time teaching in Kenosha County and Mr. Kellogg graduated under his tutorship. He spent two years in the Pineries of northern Wisconsin and taught school for two winters.

In 1849 he drove five yoke of oxen and crossed the plains of California where he dug gold for three years. He returned home by the Isthmus of Panama in 1852. He then located in Janesville and went into the nursery business in 1854.

In 1854 when the Wisconsin Fruit Growers' Association was organized, Mr. Kellogg was one of the charter members and prominent in the activities of this society until it was disbanded about 1860. At the time of the organization of the Horticultural Society, 1865, he was one of the charter members. He was secretary pro-tem of the organization meeting. This first meeting was held during the State Fair at Janesville.

The first paper presented to the society was on "Grape Culture" in 1868. In 1870 he gave an essay on "Strawberry Culture." In 1871 he spoke on "How Shall We Sell Our Trees." In 1872 he gave "Evergreens in Beauty and Utilities." In 1873 he was elected corresponding secretary and spoke on "Varieties to Cultivate in Wisconsin."

The following are some of the other papers presented to the society: 1875, Pears; 1876, Weather Record for Twenty Years; 1878, Some Things I Have Not Done; 1879, Humbugs; 1882, Outdoor Flowers and Plants; 1883, Experience in Strawberry Culture.

He gave a total of 53 papers before the society during his life.

He became a life member of the society in 1890 and was Vice-president in 1904 and 1905 and was made honorary life member in 1909.

Mr. Kellogg's special hobby was growing and experimenting with strawberries and roses.

He traveled over the state in Farm Institute work and was called "Father of Orcharding in Wisconsin."

He was one of the pioneer Farmers' Institute speakers, being on the force for almost fifteen years. He was a speaker on the first Institute held at Hudson.

For his contributions to Horticulture during his lifetime an honorary recognition certificate was presented his family at the annual convention of the State Horticultural Society, Wednesday November 13, 1929. His son, M. S. Kellogg of Janesville received the certificate.

Geo. J. Kellogg died January 8, 1918, almost 91 years old. At the time of his death the Wisconsin Farmer made the following statement.

"In the death of George J. Kellogg, there departs from Wisconsin horticulture another old, earnest, tireless worker; a clean, honest, upright character and one who had accomplished great good for the state of which he was a citizen."

HERBERT H. HARRIS was born near Otsego, Columbia county, Wisconsin, September 24th, 1851. His father was a Methodist minister, which occupation brought about frequent changes of residence. In order to provide for his family, he also found it necessary to supplement the meager income of a pioneer preacher by teaching school, keeping store or farming. His absence placed a considerable responsibility on the shoulders of the boy at home, so by the time he had reached the age of 15 "H. H." was running the farm at Lemonweir practically unaided. The family later moved to Monroe county, which, with the exception of two years in Kansas, has since been the scene of his endeavors.

By dint of teaching school winters and farming summers, he accumulated enough capital to purchase the place which he now owns and which he named Oak Hill Farm, located 2½ miles southwest of Warrens. To this new home, then a mere opening in the hardwood forest, he moved in 1878 all of his earthly possessions, chief among which was a young wife. The means of transportation was a lumber wagon drawn by a yoke of oxen, by name "Star" and "Brindle." And then the task of hewing out a farm began.

He set out his first strawberry plants about 1880 the varieties being the old Crescent and Greene's Prolific. These did exceptionally well and the small surplus finding a ready sale, plantings were increased. Other varieties were tried and improved cultural methods employed.

As Mr. Harris grew in experience his enthusiasm increased until strawberries became a hobby with him. He found an endless source of interest in trying out new varieties and frequently has as many as 25 to 30 kinds growing experimentally.

"Quality" has been the one word in the motto at Oak Hill Farm and is developed along the following lines,—Careful selection of the site for the planting; thorough preparation of the soil; right varieties; strong, healthy plants well set; intensive cultivation and in marketing, a long maintained high standard of grading and packing. Satisfaction to the consumer means satisfaction at Oak Hill.

He has been active in town affairs having been treasurer two years and town clerk thirty-two years.

His experiments in trying out different varieties of strawberries have been his greatest contribution to Horticulture. His books show that during his lifetime he tried over 160 varieties. He gave freely of his knowledge to his neighbors and anyone interested, and has been responsible in a large measure for the position his community holds in the Strawberry world today.

MR. JOHN F. HAUSER was born on July 30, 1869 in La Crosse County on the farm where his parents still live.

He was the oldest of a family of twelve children and began to help with the farm work when still very young. He grew vegetables and sold them in La Crosse when he was still too young to make change. Along with his vegetable garden he grew flowers for his own pleasure and also to give to his customers. Mr. Hauser received his education in La Crosse.

As a young man he had a trial ground for the Salzer Seed Company where he grew several thousand varieties of new plants each year. In this way he became well acquainted with standard varieties as well as novelties, which was the foundation for his present plant business. Later he was a State Farmers' Institute speaker for a number of years and also held offices in the La Crosse County Horticultural Association. He lived on a farm all his life with the exception of the four years that he worked for the Salzer Seed Company and conducted their trial grounds.

Twenty-one years ago he moved his family to Bayfield, Wisconsin, where he had been engaged as manager of a fruit farm. Here he grew strawberries, having twenty-five acres planted. The first year they bore, he had one hundred fifty pickers hired, and an immense crop of berries. However, the man for whom Mr. Hauser was managing the farm wished to do his own marketing. In this he did not succeed and therefore the crop was a total loss.

Mr. Hauser then decided to go into business for himself so he bought a few acres of land and started growing potatoes and strawberries. He took his potatoes to the fairs and potato shows and got into the seed potato business.

Although he grew vegetables, he also grew many varieties of flowers and gradually went into the flower plant business, as this had always been his ambition. At first the flower garden consisted of only a few acres but as business increased the garden has increased in size until at present he has about twenty-five acres in perennials.

Mr. Hauser has always taken an interest in the State Horticultural Society of which he has been a Director. He has been judge of the vegetable department at the State Fair for a number of years, and has judged many flower shows thruout the state.

He is constantly getting in new plants and seeds from abroad and in this country, and testing their merits for the beautification of home grounds and parks in all parts of the United States.

He is always willing to give freely of his knowlege of flowers and things Horticultural, and has given much time and help to those who desired it, along these lines.

The Minnesota Convention

THE Minnesota Horticultural Society held a very successful convention this year in the Hotel Lowry, St. Paul, November 19–20–21. The editor was fortunate in being able to attend, having been given a place on the program.

The Exhibits

A fine apple, flower and vegetable show was staged in a vacant building across the street from the hotel. We were especially interested in the vegetable exhibit which Twin City truck growers put on. It consisted of many high quality greenhouse and matured vegetables tastefully arranged.

Twin City florists also had a splendid exhibit of "Mums" and potted plants.

The apple exhibit was of high quality and nicely displayed. We noticed one improvement which we should adopt in Wisconsin. The apple trays were painted apple green which made a noticeable improvement in the tray exhibits.

The Program

The Minnesota Society has adopted a new system for their program. Each horticultural group had its own session, a half day being devoted to the vegetable growers' program and a half day each to commercial fruit growers, commercial florists, nurserymen and garden clubs. In this way each group found it possible to get the maximum amount of good in a minimum amount of time.

The first forenoon was devoted to the consideration of fruit and vegetable marketing. Mr. S. B. Bomberger of the Maryland Department of Markets presented a paper showing the changes in marketing and operation today and how these changes can best be met.

Minnesota has some very successful cooperative marketing associations. Officials of three of these gave brief reports which showed that cooperative marketing when correctly done is a valuable and desirable methor for all concerned.

Raspberries were often dumped on the Twin City markets, but there are now several cooperative marketing associations and the surplus berries are shipped to outside markets at a profit and the home market provided at a steady price.

In the Hollandale district 1900 carloads of vegetables were sold last year. 300 growers belong to the shipping association. Proper grading and advertising has put this district on the map.

Wednesday afternoon two sessions were held, one for vegetable growers and the other for fruit growers. The fruit growers' session was very interesting and we hope to publish in detail some of the papers on raspberry pruning and Prof. Alderman's talk of his trip almost into the Arctic Circle in search of new species of fruits and ornamentals which, because of their exceptional hardiness, may be crossed with our own spacies or found desirable to grow here.

Thursday forenoon was devoted to the subject of ornamentals and ornamental planting. Prof. Alfred C. Hottes of Better Homes and Gardens spoke on the outstanding shrubs and their uses. The editor gave an illustrated talk on rock gardens. W. R. Cashman of Owatonna talked on what means the nurserymen are using to insure good stock for the planters and J. G. Winters, State Entomologist, told what the nursery inspection certificate means to the planter.

Thursday afternoon Minnesota garden clubs had their special session. The outstanding talk was given by Mr. J. G. Grullemans of Wayside Gardens, Mentor, Ohio, who gave an illustrated talk on the use of perennials in the border. He also spoke in the evening on hardy plants for the rock garden.

PRICE COUNTY WINS AT STATE POTATO SHOW

PRICE County won in the County Exhibit Class at the State Potato Show at Wisconsin Rapids the last week in October.

The show was probably one of the best ever held by the State Potato Growers' Association. A large number of growers attended and the exhibits were of good quality. The spirits of the potato growers were high because of good prices.

The counties were placed as follows: first, Price County; second, Langlade County; third, Barron County; fourth, Forest County; fifth, Vilas County; sixth, Oneida County; and seventh, Waupaca County.

In the 4 H Club competition classes the prizes on the booths were as follows: Marinette County, first; Langlade County, second; Price County, third; Portage County, fourth; Waupaca County, fifth.

Ed Kringle of Rice Lake had the best Rural New Yorkers at the show, O. Buboltz the best Irish Cobblers, R. Meyers of Tripoli, the best Green Mountains, George Bischof of Crivitz, the best Burbanks, J. W. Smith, Bryan, had the best Triumphs, Wm. Dama of Phillips was given second on Triumphs, with Clyde Klaar of Phillips third and Ted Leopold of Phillips, fourth.

In the early Ohio class, L. A. Sorenson of Marinette took first. He also had the best Russet Rurals.

There was a large exhibit of machinery, fertilizers and spray materials used by potato growers. Prof. J. G. Milward, secretary of the Potato Growers' Association, is to be congratulated on this year's show.

Children Beautify Home Grounds

4H Clubs Carry On Interesting New Project

W. McNEEL
Junior Extension Forestor



A 4H Club Home Nursery in Pierce County.

AN "OLD TIMER," erstwhile teacher, tells of once beautifying school grounds. "Children did the work," he said. The shrubs and trees were purchased and transplanted according to the rules of landscaping. This was some time ago. Today the beauty of the grounds bespeak the wisdom of his forethought and effort. One has to see ahead some years; nature is never hasty, he tells us. Children did the work, became enthusiastic about it, and carried home the contagion. His eye brightened, and smiles deepened the furrows in his face — "measles and mumps are not the only contagions children catch and carry." Children are projectors of fine ideas. Above all they have enthusiasm. Judgment comes with sobering experience.

It is a good story; the "old timer" has a philosophy that's as sound as a dollar. We listen intently, and he glories in our manifestation of interest. He has worked hard, lived unselfishly, accomplished much, and now is enjoying the last of life for which the first was made. The interview sounds like the ripened philosophy that the "old timer" gives Pat Barnes over WMAQ.

Then our turn comes. We tell of a county agent who got some of his farm boys and girls to grow their own shrubs and trees from cuttings and lining out stock. The idea is new to him; he likes it. He sees the possibility for teaching cultural methods, "much closer to nature and a great deal more interesting. Just a small portion of the garden, a keen desire, a very small outlay of money, and in time one has all the shrubbery and trees he can use, with some for his neighbors besides." He sees that in securing the result more than in the result itself lies the greatest value. Now, we glory in his manifestation of interest.

H. G. Seyforth, county agent of Pierce County, is one of the promoters of the idea of having children grow their own stock for beautification of the home grounds. He tried it last season; the results are most surprising, and the interest on the part of the children most gratifying. It was an experiment; he recognized it as such; treated it as such; and watched it with the interest of an experimenter. There is nothing new in growing shrubs and trees from lining out stock. The experiment consists of having children do it; today's children, afflicted with hurryitis. Nature is never hasty and the returns in growing shrubs and trees are not immediate. So there was a little deviation from the beaten path; a kind of pioneering one admires; pathfinding in other fields. Seyforth's eye did not travel past the home to the barn. He was a little more than a "bread and butter" philosophy. Farms neglected, foundations of houses shouting their barren ugliness; one would think the folks didn't love their homes.

So twenty boys and girls scattered throughout the county of Pierce started the work last spring. Each bought fifty plants of the following: cantoneaster, tartarian honeysuckle, coral dogwood, hydrangea, rose-rugosa, the spireas von houtte, frobelli, billardia, and two kinds of trees, mountain ash and American elm. The whole made a bundle one could get his thumb and big finger around. The boys and girls were somewhat disappointed and parents were skeptical about their living, let alone growing to suitable size in one

or two years for transplanting in permanent places on the lawn.

Twenty planted this stock, and cultivated and watered when necessary. Next spring each will have some shrubs to use in decorating the home grounds. The results removed all skepticism. One year from a single stingy stem eight inches high to a beautiful bush. In two years all but the elms can be transplanted to their permanent places. The growth from a kernel to an ear of corn shows no greater increase.

The twenty who started, finished. Mr. Seyforth and the writer spent two days scoring their nurseries. Prizes were awarded by the County Fair even though no exhibit was made at the fair, and the project made no contribution to the fair itself; not philanthropy at all, just common decency; encouraging children in this way. The score sheet covered such features as number of plants living, amount of growth made, arrangement of the nursery, evidence of good cultural methods employed, record book giving expense incurred and time spent in labor, and plans for using the shrubs and trees in beautifying the home grounds. The following were the winners in the contest and receive cash prizes offered by the county fair. The two highest scoring individuals, the first two mentioned will be recognized by the Evergreen Nurseries, Sturgeon Bay, in a gift of a blue spruce to the first, and a Norway spruce to the second. The Wisconsin State Horticultural Society sent congratulations to each one of the twenty in a year's subscription to the Wisconsin Horticulture Magazine.

The winners:

Alice Anderson, Ellsworth
Wesley Miller, Maiden Rock
Elmer Peterson, Bay City
Stella Healy, River Falls
Albert Davidson, Ellsworth
Lucille Creswell, River Falls

Most of the twenty are going to increase their nurseries next year, adding some of the same kinds of shrubs, evergreens, and perennials. This is a healthy manifestation of interest. The fact that many others have signed up for the project next spring is even more encouraging. Seyforth buys the lining out stock in quantities from a reputable nursery, and sends it out to the club members together with definite cultural directions. The allotment to each member is the same as to kinds and number, so all are on the same basis when it comes to judging. It is a great work and should make an appeal to more leaders of our rural boys and girls. The esthetic value outweighs the economic in this project.

"It is the first step in carrying out the commandment 'Love thy neighbor as thyself' "by providing the neighbor with an inspiring scene to look upon," said the "old timer." And I guess he is right.

This work in beautifying the home grounds is fostered by the College of Agriculture as a 4-H Club project.

There, there little corner,
Don't cry,
You'll be a filling station
By and bye.

TEACHING HORTICULTURE IN SCHOOLS

MR. E. R. BARDEN, agricultural instructor in the Sturgeon Bay High school writes us as follows:

"An important place on the Vocational agricultural program is given to horticultural subjects in this section. The orchard owners are always willing to cooperate with the instructor and help them in any way possible.

The accompanying photo is a group of teachers gathered at the D. E. Bingham Orchards at Sturgeon Bay, to obtain varieties of apples for class room studies. Thirty-two varieties were obtained. Apples were also obtained at the Dr. Eames orchard at Egg Harbor.

I have fifty boys enrolled in agricultural courses including an animal husbandry class in the Sawyer School across the Bay. All of the students in our classes are more or less interested in apples, cherries and small fruit culture. Sixty-one per cent of my Animal Husbandry class come from the country, while in the Horticultural subjects they are equally divided between country and city."



Agricultural instructors gather apples for instructional work in the schools. Left to right: R. M. Nygaard, Fish Creek; L. J. Henry, Sevastapol; T. C. Burke, Algoma; E. R. Barden, Sturgeon Bay; D. E. Bingham, orchard owner at Sturgeon Bay.

Mouse Control in Orchards

D. E. BINGHAM
Sturgeon Bay

THERE has been a good deal said and written about mouse control, much of which applies to only two kinds of mice, the common field mouse, or Buffalo mouse, and the pine mouse. As we are interested here principally in mouse control for trees and shrubs, let us consider these two pests.

The common field mouse is known all over Wisconsin; the pine mouse is at home here also, but is not so numerous and in many sections is not present at this time. The possibilities that it may spread and be with us in all sections in the future is not at all remote.

A great danger lies in the transportation of nursery stock in car lots packed in the nurseries of the south and west where the pest is quite common—and here a word of warning might well be given. Extreme care should be exercised in this respect. This particular mouse (pine mouse) is much more difficult of control and more destructive than the field mouse, since it has different habits. This little fellow burrows deep in under the roots of trees and lives on the bark of the roots. The only sign of its presence is often only the injury and the small entrance to the burrow. Pine mice are very shy and seldom seen; while Buffalo mice have runways in the grass and do not burrow so deep as a rule. They are often seen and their injury occurs mostly above the surface, though they will gnaw on roots of trees.

Pine mice have been known to burrow up under an apple lying on the ground and feed on it without moving it, so that it becomes but a shell resting over the hole in the ground.

Pine mice can be recognized by the length of the tail, which is just equal to that of the hind foot. Buffalo mice have a longer tail, equal to the length of the hind leg. There is, of course, a difference in the appearance of the fur, but this is rather difficult to be sure of as age has a good deal to do with it, some mice being quite black and others quite brownish in appearance.

Mr. Bingham is perhaps the largest individual grower of apples in the state.

This paper, presented at the convention gives some valuable practical suggestions on the subject.

The common field mouse, or Buffalo mouse, burrows somewhat as I have said, but usually quite shallow, and it often nests on the surface and in hollow stumps. Of course for winter protection they have shallow burrows and store food underground. They will cut sweet clover, quack grass and quack grass roots, dandelion roots, etc. and carry it into their burrows. we have found as much as a hatfull in a place when grubbing in the fall. We have also found poisoned corn in these caches within a few days after distributing it in the runways in the grass.

Mice will go where food is plentiful — which gives us two methods of fighting them: to destroy the food supply or to make it inaccessible, and to feed them poisoned food that they like. And here comes the question of cost. A safe and sane procedure is, perhaps, to use both methods—and if the snow is deep, a third method is almost necessary, and probably the cheapest of the three. In a half and half system of culture, that is, cultivation and soiling crop, you cannot destroy the food supply. Cultivation in the fall will destroy most of the cover for mice and will undoubtedly kill quite a few. Poison stations used on a large scale, as over two or three hundred acres, are very expensive, both in first cost and in setting. On a small scale, however, I think their use would be justified.

Another procedure in the use of poison bait is to put it in small amounts in the runways in the grass and in the burrows where the mice will find it. This is easier, cheaper, and probably just as effective. The blocking of the poison stations with snow limits their time of effectiveness anyway. Prunings dropped down on the ground around the trees will be preferred by mice to the bark of the older trees—I have seen branches 10–12 feet long gnawed bare for the entire length and the tree under which they laid was untouched throughout the winter. This serves to protect the trees, but also feeds the mice and brings them through the winter.

Of course, all young trees planted to fill in an older orchard and young trees in a new orchard should receive special care. The grass should be removed from the trees, a mound thrown up, and wire or some other protection put around the tree. Then the snow should be kept below the top of the wire screen, otherwise the bark may be gnawed above it.

If mice are very numerous, as they may get to be in an orchard where a cover or soiling crop is used, the only safe procedure is to disc thoroughly in late fall and to grub the sod or weeds and grass away from the trunk of the tree in a three or four foot circle. This should be followed by a thorough practice of keeping the snow packed around the trunk of the trees, which I shall explain further.

The time that mice do their damage is of great importance in their control. When mice are very plentiful they will sometime begin gnawing young trees

rather early, that is, in the fall, but usually the damage is done in the late winter and early spring. The reason, it seems to me, is this: If snow comes early, and on a good cover crop well mixed with grass cover, the snow is held up off the ground, allowing ideal conditions for mouse travel well protected, and also leaving a good food supply available. This condition may continue until the January thaw. When a thaw occurs the snow may become saturated with water and will settle down onto the ground; the moisture will drip through, forming an ice coating and filling up the runways and the burrows to the storehouses of food. After this occurs, in February and March, I have noticed prunings to be gnawed a great deal during one day, and even a good deal of gnawing during the noon hour.

There is very little expense connected with tramping, as we call it, or packing the snow down around the trees. To make the tramping effective one should pull in enough snow to leave the hardened or packed surface as high as the surrounding level of snow. This packed snow will not be burrowed through by mice, but it is no protection unless the ground surface about the tree has been cleaned of sod, etc.

Poison stations are perfectly all right, and if put out year after year and tended, I feel sure there would never be any appreciable mouse injury. But if mice get very bad and one wishes to be sure of control, there are certain elements of danger in depending on poison stations alone. They may get blocked with snow and unless one tends them carefully and has one at every tree, he may fail to get the offender. The cost of stations, poison bait, and the labor necessary to tend them, is more than equal to grubbing around the tree and tramping the snow, and with the latter method I think that control is more certain. A good many mice can be killed while this grubbing is being done—we have killed as many as 400 or 500 in half a day. A couple of good dogs around the orchard will often earn their board by killing mice, it takes a fairly smart dog to catch many mice, by the way.

We have found as many as ten storehouses of food around a single tree—quack grass roots in neat bundles, leaves of grass, dandelion roots, and sweet clover stems as fresh as asparagus, buried in halls in the burrows anywhere from two inches to a foot in the ground. In all, there was more than a half a bushel. It was evidently the work of a colony of mice it seems that the more mice there are the more they will colonize, banding together to provide for the winter.

What to do about mice depends too, I forgot to say, on what kind of an orchard you are trying to protect. Young trees are preferred by mice and are more easily injured, since it does not take much gnawing to girdle them. Apples of any age can be, and are, killed by girdling by mice. Very little damage is ever done to cherries over 10 to 12 years of age—the bark is apparently a little too dry and rough.

Whatever methods one uses to combat mice, there is a certain amount of observation and judgment necessary to insure the best results with economy. We have used poison bait, grubbed around trees, tramped snow, put wire around little trees, dug mice out and killed them, in fact, everything we could do that would help the situation, and have met with good results we think economically. With an estimated mouse population of about 20,000 to 30,000 on 160 acres, we have gotten through a winter with no appreciable injury, in a year when there was considerable injury in the county from mice. Above all, one must be in the orchard, watching for injury and knowing what is going on.

SPRAYRINGS HELP PRESERVE APPLES

WHEN a man reaches the century mark in years, he is often spoken of as being well preserved, but when an apple reaches a year in age, it is well preserved—in fruit jars or cider barrel. Not so the Willowtwigs on the farm of William Trieloff and son, Jefferson county. These apples were harvested more than a year ago and are as yellow cheeked, as juicy and tasty as they were then. In fact they are more tasty now than then, for they are a winter apple and are not truly edible until early spring.

The apples were stored in Mr. Trieloff's fruit cellar. The use of a spray outfit insures these apples against worms and disease and makes long preservation possible. Mr. Trieloff is one of five members of the Oakland Center spray ring, a cooperative group which owns and operates a spraying outfit and markets its apples cooperatively.

The first spray ring in this community started in 1923, with 12 members. This proved too large a ring and the original group split and added others until there are now three rings in this community. West Oakland has four members, Oakland Center has six, and East Oakland has seven or eight. Each of these rings owns a complete spray outfit. Wormy apples are becoming a thing of the past in this community.

The members of the three spray rings cooperate in marketing apples. Tourist trade takes a great many of the apples and Fort Atkinson merchants use many throughout the winter, buying as they need them from the fruit cellars of the growers.—JANESVILLE GAZETTE.

Wifie: "It's my birthday today, and you haven't remembered!"

Hubby: "My dear, how should I remember? You don't look a day older!"

Testing New Strawberry Varieties

"Variety Is the Spice of Life" to Pioneer Grower

H. H. HARRIS
Warrens



Crowd inspecting strawberry variety tests on Harris Farm during Societies' Strawberry Day at Warrens, June, 1929.

OUR first strawberry bed was set with plants taken from an old bed, hunting around to find those with white roots. These were from a bed that was set with Crescent and a staminate variety called Greens Prolific.

The Crescent was the standard variety at that time (about 1880) and was very productive but rather light colored and very sour. It was said of it that it would flavor more sugar than any other variety. It had an imperfect blossom, and the growers at Sparta, I think, were planting Bederwood and Michaels Early with it to fertlize its blossoms. I know these two varieties were my next acquisition.

About 1890 I got Warfield, Burt and Sandoval from E. J. Scofield of Hanover, Wisconsin. As we found the Warfield a nicer berry and equally as productive as Crescent, we soon dropped the Crescent, but grew Bederwood, Burt and Sandoval for quite a number of years along with the Warfield and as the Warfield always gave us the most fruit of any of the four varieties, we were on the lookout for some staminate variety to equal it.

When L. J. Farmers' advertisement of his book "Farmer On The Strawberry", appeared offering a premium to the first purchaser from each state, I sent for the book and later was surprised to learn that I was the first purchaser from Wisconsin and received one dozen Van Deman strawberry plants as my premium. These made such a fine growth for me that I thought I had got just what I had been looking for. The plants were such beauties, and made such a nice row that I took up most of the new plants to set out the next year and then picked 13 quarts of extra fancy berries from the narrow strip left. So we thought we could say that we had found a mate for the Warfield, but after a year or two the blossoms blighted so badly that we had to drop it. This made me more cautious about setting too large amounts of a new variety until it had been well tried for several years.

When I peddled the berries directly to the homes of the consumer, I always liked to have several varieties as it seemed to attract the attention of prospective customers, especially if it was a variety that was larger or of brighter color.

Outstanding among the old varieties that we kept for quite a time, were Splendid Haverland, Bubach, Bisel, Corsican, Euhance, Enormous, Glen Mary, Kel'oggs Prize, Greenville, Wm. Belt, Clyde and Sample. But with none of these could we pick in the same box with the Warfield to make an even colored appearance. We got the Senator Dunlap when it was first introduced and we found it the best all-around mate to the Warfield and it is still an exceptionally profitable berry with us.

We got Premier the first year it was introduced and found it productive and profitable. It will stay with us until some new variety has proven, for quite a number of seasons, that it is better.

Of the everbearers, we have tried Americus, Productive, Francis Superb, Peerless, 999, Mastodon and Progressive and its duplicate champion. We grow everbearers for home use only and our choice is Progressive.

Our books show 160 or more names that we have planted. Some of the new names did not give us a new variety, but it is hard to resist biting at a well written description of a new variety even yet, especially claimed superior to Premier, Dunlap or Warfield.

Wisconsin Horticulture

Published Monthly by the
Wisconsin State Horticultural Society
119 E. Washington Avenue
Official Organ of the Society

H. J. RAHMLOW, Editor
Secretary W.S. H. S., Madison, Wis.
Associate Editors—E. L. Chambers, Mrs. C. E. Strong, Huron H. Smith, C. L. Kuehner.

Entered at the postoffice at Madison, Wisconsin, as second-class matter. Acceptance for mailing at special rate of postage provided for in Section 1103. Act of October 3, 1917, authorized July 15, 1918.

Advertising rates made known on application.

Wisconsin State Horticultural Society

Annual membership fee, one dollar per year. Wisconsin Horticulture and all other publications of the Society are sent to all members.

Send membership fees to the Secretary State Horticultural Society, Washington Bldg., Madison, Wis.
Personal checks accepted.

Please Do Not Send Stamps.

EXECUTIVE COMMITTEE
Ex Officio

President, Vice-President and Secretary
A. K. Bassett.....Baraboo
L. E. Birmingham.....Sturgeon Bay
H. C. Christensen.....Oshkosh
John Hauser.....Bayfield
M. S. Kellogg.....Janesville
James Livingstone.....Milwaukee
Wm. Longland.....Lake Geneva
W. E. Spreiter.....La Crosse
Mrs. C. E. Strong.....West Allis
J. F. Swartz.....Kenosha
H. W. Ullsperger.....Sturgeon Bay

CONVENTION NOTES

Everyone at the banquet was delighted with the "fresh" cherries, the McIntosh apples and the apple cider. The Door County Fruit Growers' Union furnished the cherries. Just think of it! Fresh cherries in November. They were put up by the new Vacuum Seal Process and kept under refrigeration and were they ever good! Mr. D. E. Bingham of Sturgeon Bay furnished wonderful McIntosh apples for each guest and N. A. Rasmussen of Oshkosh, had provided plenty of apple cider for everyone.

We received only one of the reports presented by garden club delegates at the convention. We would like to have a report from every garden club in the state relative to their work and accomplishments during the past year. We hope that each club will appoint an historian or someone to write up such a report for us to be published in the magazine in an early issue.

The Society is especially appreciative of the help given on our program by members of the staff of the College of Agriculture. Prof. J. G. Moore did his usual good work in judging the apples and gave an instructive talk on the arrangement of flowers. Prof. R. H. Roberts judged certain classes of fruit and gave an interesting talk on new discoveries in Horticulture. C. L. Kuehner did an unusual amount of work as superintendent of the county apple exhibits and gave a talk on handling the orchard. Prof. F. A. Aust gave a very instructive illustrated talk on landscaping, assisted by Prof. Longenecker. Prof. R. E. Vaughan talked to both garden club members and fruit growers on disease problems. Prof. C. L. Fluke talked on new insects that may prove serious and E. L. Chamber, State Entomologist, who is ever ready to cooperate, gave a talk on the Mediteranean Fruit Fly. The cooperation and help of these men is very valuable to the success of our convention, and the work of the Society.

Our first session at the convention opened with 105 in attendance. While this is good and many of the older members remarked that the crowd was fine and the spirit of interest unusual, we are not yet satisfied.

We live in hopes that some day our members will develop such an interest in Horticulture and that we can put on a program good enough, so that the entire membership of nearby local clubs will attend. Then each section, fruit growers, garden clubs and others will have an attendance of several hundred.

A MERRY CHRISTMAS

WE WISH the 2700 members of the Wisconsin State Horticultural Society a very merry Christmas.

This is written during the Thanksgiving holiday period and we cannot but mention that we feel we have had a great deal to be thankful for during the past year.

The work of the society has prospered in no small measure. The Garden Club Federation has had a successful year, with a flower show which was beyond our expectation. It has opened the way for future shows, the like of which have never been seen in this state.

All the meetings of the society have been well attended. The interest of our members in fruit, flower and vegetable topics has been good—not as intense as we hope it may become in the future, but nevertheless, good.

Many new and enduring friendships have been formed among those interested in horticulture as a result of the past year's meetings and shows.

Commercial growers have enjoyed better than an average year, and compared to other lines of agriculture, are in a strong position.

And with all these blessings behind us, let us face the new year with courage, knowing that in the love of flowers, and in the growing of fruits and vegetables lies happiness.

During the coming year let us pay more attention to the work of our boys and girls in Horticulture. "Children Beautify Home Grounds" writes W. McNeel of the Boys and Girls Club Department. He is one of the most inspiring workers with boys and girls it has been our pleasure to know.

This new project of Home and School Beautification by the Juniors offers an opportunity not to be overlooked by our mem-

bers. Garden clubs will find it a wonderful addition to their program for 1930. To install a love of nature in the hearts of boys and girls will, like planting a tree, bring forth fruit years hence.

Our orchardists will find a very interesting and practical discussion of Mouse Control by D. E. Bingham of Sturgeon Bay in this issue. Mr. Bingham presented this topic at the convention and a number of favorable comments were heard in regard to its practical value.

Now is the time to put the winter overcoat on your garden, if it has not already been done.

Since damage to plants comes mainly from alternate freezing and thawing, covering may be put on when there is an inch or more of frost in the ground. The material used should not pack down, but simply break the sun's rays so that changes in the soil take place very slowly.

Parson: "Does your daughter trust in God, Brother Jones?"

Brother Jones: "She must, judging by the company she keeps."



WATER LILIES MAY BE WINTERED SUCCESSFULLY

DONALD GLENN
in "Horticulture"

THE following method of wintering both hardy and tropical water lilies has been tried out for several seasons and has given perfect results for hardy lilies and excellent returns for the tropical varieties. When ice forms on the pool and the season is definitely over, lift all the plants, remove their leaves and most of the roots of the tropicals, label them carefully with waxed paper tied around the labels, separate hardy and tropical varieties, and pack them in boxes with dead leaves, keeping the hardy lilies in one box and the tropical in another.

Both boxes should then be buried in the garden with a covering of leaves and a foot of soil and forgotten until the following spring. Early in April the hardy lilies can be lifted and planted. They are quite capable of taking care of themselves. But the tropical lilies should not be disturbed until the season is well advanced, about May 10 in the latitude of New York. They should then be lifted and planted in pots in a tub of water, where they can be kept at a very even warm temperature.

About the middle of June, when each plant has two or three leaves and the weather is well settled, they can be set out in the pool. The great secret in starting these plants is never to let them become chilled when young. When thus chilled they simply curl up and quit, and after one or two such false starts, give up.

This treatment seems absurdly simple, but there have been so many inquiries as to what to do with these plants during the winter, when the pool is drained, that it has seemed well to offer it.

FRUIT MEN TO MERGE OUTPUT

FRED L. GRANGER, president of the Michigan Fruit Growers' Inc., announced plans for a combine calling for the consolidation of 20 co-operative fruit packing and cold storage plants and 10 of the largest fruit canning plants in western Michigan.

The organization will be known as the Great Lakes Fruit Industries, Inc., and will be capitalized at $3,000,000, controlling approximately 90 per cent of the fruit canned in Michigan. Included in the group will be most of the fresh fruit canning plants from St. Joseph to Traverse City.

The organization also will have a working agreement with co-operative fruit canning interests in Wisconsin.

The project was developed under suggestions outlined by the federal farm board and constitutes the first large co-operative undertaking in this state—MILWAUKEE JOURNAL

MRS. FREDERIC CRANEFIELD

MRS. Laura Cranefield, 63, wife of Frederic Cranefield, formerly secretary of the Wisconsin State Horticultural Society, died at her home 1934 Monroe Street, Madison, on November 18.

Mrs. Cranefield was born in Madison in 1864 and was in the same class in high school as her husband. They were married in 1894. Mrs. Cranefield was the mother of four children, Marion C., who was killed in France during the war; Harold A. of Racine; Paul F. of Madison; and Laura E. of Akron, Ohio.

Mrs. Cranefield had been in poor health for a number of years.

The State Horticultural Society extends sympathy to Mr. Cranefield and children of the deceased.

About the Home and Garden

MRS. C. E. STRONG, Editor, 877–79th Ave., West Allis

Lo! in the corner yonder
There's a gleam of white and gold
The gold of summer's sunshine,
The white of winter's cold.
And laden with spicy odors,
The autumn breezes come
From the nooks and corners, brightened
By the brave chrysanthemum.
—EBEN REXFORD.

OUR ANNUAL CONVENTION

FROM the opening welcoming address, given by the Secretary of the Oshkosh Chamber of Commerce, to the closing number on the three day program, the annual convention of the State Horticultural Society and Federation of Garden Clubs was a real success.

It was a success because, first of all, everybody in Oshkosh seemed anxious that it should be. The local Society, the newspapers, the City Officials, the Chamber of Commerce, the management of the Hotel, each and every one did the thing they thought would help most to make this Convention interesting and helpful.

Then the program, really that program ought to be spelled in capital letters and our Secretary be given a vote of thanks for the time and thought expended.

And the speakers— some of them we have heard before and enjoyed, but this time they seemed to bring a new spirit that reached out and brought us all near. I am sure I was not alone in this thought, for as I looked about the room, there was the look on many faces of inspiration received.

Never will I forget Prof. A. C. Hottes as he told us what we should, as Horticulturists or Garden lovers, stand for in our communities. "Your love for everything beautiful in Nature should be so sincere, so well understood—if anything wrong is



done, trees cut down uselessly, wild flowers uprooted, natural beauty spots carelessly desecrated, that everyone in your community will at once say, 'How that will hurt Brown, or Smith, or what ever your name chances to be.'

And because they know that such offences are really a personal hurt to you, they will do what they can to hinder a repetition." And so through the entire Program, no matter what the subject, each of the speakers seemed to give us some inspiring thought to carry away, along with the useful and interesting information.

Lastly we have arrived at a happy solution of the problem of keeping everybody interested all the time, by having separate meetings on different subjects for each group, fruit growers, vegetables, small fruits and the flower lovers.

We Home and Garden Lovers, (call us Horticulturists or Garden Club members as you will —the name is immaterial) are all working together in one common cause, yet each of us may be specially interested in some subject covered by this grouping. If we are making our living by the growing of fine fruits or vegetables, an entire three days' program on the growing of roses or perennial plants would not be of much help, no matter how interested we might be in those subjects.

And so for awhile we tread separate paths, knowing that after a few hours we will meet to talk and plan together the things we may do to make our State a better and more beautiful place to live in.

We look upon the State as a part of our garden, we, each one of us, are trying to cultivate a right appreciation of the beauties and privileges in this garden, to preserve, not destroy.

We, each separate group, are doing the thing we are most interested in, our daily life enriched by the lesson taught in just such meetings as this one. We are bound together, and our bond is our love for all things beautiful in field and stream, in forest, orchard and garden.

And so we are able to look back with pleasure and satisfaction to this annual meeting, feeling that our standard has been raised a little bit higher, that we are honestly trying to keep to the ideals we profess. We are also looking forward to future meetings, believing that the future holds much in store for us if we continue to work together harmoniously, as we have in the past. No one who attended the meeting will have any doubt of this, for the spirit of good fellowship was very evident. We may disagree at times, but, we disagree amicably.

SHADOW BOXES—TABLES—GENERAL EXHIBITS

IT IS impossible to talk or write about every interesting subject discussed at the convention, but the subject of flower arrangement was brought up several times, and while we never seemed to have time enough to say all the things needed to be said on this subject, many worth while points were brought out.

Shadow boxes were quite freely talked over, the discussion ably led by such authorities as Mrs. Della Rindy and Prof. A. C. Hottes. It was quite definitely decided that the arrangement of flowers for a shadow box was a part of a picture and was to be judged from that stand point. All the space inside the frame belongs to the picture, and must be considered. One can readily understand that a vase of flowers properly arranged for another position, would be "all wrong" in a Shadow Box.

As a picture, the vase must have very careful consideration, color, shape, etc., all other articles used must give accent.

Why the shadow box? We who listened to the descriptions of the possibilities in home decoration through the careful study of the arrangements necessary to produce a flower picture, were in no doubt as to the value of the shadow box.

There is a general need in all of our flower exhibits, to devote more time and thought to the arrangement.

Miss Gladys Stillman with Prof. Aust and Prof. Moore urged the adoption of some definite rules to be used in the judging of tables. It is quite necessary to know whether one is judging the ensemble, or the flowers alone. If the flowers alone, then why the table?

One can readily see that a bowl of flowers might be very beautiful as well as artistically arranged, yet would not be considered so in combination with certain colors in linen, glass or china.

Miss Stillman's plea for greater simplicity in table arrangement, was well received. In connection with these talks, all the speakers urged the wording of "best vase of any certain flower" be changed to "The best and most artistically arranged vase of Asters, Calendula, Larkspur," or whatever flower is on the list, both for flower shows given by Garden Clubs and at the State Fair.

CARE OF BOSTON FERNS

W. A. TOOLE
Baraboo

EVERY year there is a high mortality among the Boston Ferns and varieties of that type. Most always the trouble can be traced to overwatering.

While a fern does not want to be left on the very dry side, still on the other hand, care must be given that they do not receive too much water. A good plan is to take note of the earth around the soil and when it begins to get gray, water thoroughly enough so that the moisture reaches to the bottom of the pot. Then do not water again until the soil begins to show a need of moisture.

The greatest trouble, probably, comes where ferns are kept in jardiniers. In cases like this, the water is dumped into the flower pot, drains out into the jardinier and often time remains there, in a stagnant way to keep the soil always waterlogged. It is not long, under these conditions, before the fern will start to turn yellow, the roots having rotted off from too large a supply of moisture and it is then practically impossible to save the plant.

If you keep your fern in a jardinere, be sure to empty out all surplus moisture within an hour or two after having watered your fern. If you keep your fern in a fern stand and this sheet iron receptacle has no drainage in the bottom, it would be best not to plant the ferns directly into the stand but to leave them in their flower pots so as to prevent the waterlogging of the soil.

If your fern is getting too large for the flower pot, it may be repotted. Oftentimes, however, the repotting may be kept off for a year or two by adding a little fertilizer to the soil in which the fern is growing. The easiest way to do this is to dissolve the fertilizer in water and apply in liquid form. If this is done, be sure that the soil around the fern is moist before applying the liquid fertilizer. There is a tendency to burn the roots of the plant if put on the dry soil.

We often have inquiries if the little thread-like growth coming out of the pots of Boston ferns are injurious and whether it is all right to cut them off or not. These are a good deal in the same nature as the runners of a strawberry plant. If planted out in the open ground, most of these little thread-like runners will take root at the tip and send up a new fern plant. In the flower pot, however, they simply go out into the air and there is no place for them to take root. It doesn't make any particular difference whether they are cut off or not. Cutting does not either injure or help the plant so far as I can see.—BARABOO REPUBLIC.

The teacher was reading the story of the man who swam across the Tiber three times, when a small boy sniggered.

"Don't you believe he did it, Jimmy?" the teacher asked.

"Yes, I believe it," Jimmy answered, "but I wonder why he didn't make it four times and get back to the side where he left his clothes."—Tid-Bits (London).

"Tell them I died game," articulated the hunter who had been mistaken for a wild turkey by his companion.

STATE GARDEN CLUB FEDERATION NEWS

MRS. R. H. MALISCH, President; Hales Corners
MRS. C. W. VAUGHN, Vice-president; Madison
MRS. A. W. SPERBER, Sec'y–Treasurer Hales Corners

THE STATE GARDEN AND FLOWER SHOW

THE Board of Managers of the State Garden Club Federation voted to hold next year's State Garden and Flower Show in the Milwaukee Auditorium some time in June, 1930, the exact time to be set by the Executive Committee.

The Milwaukee Auditorium will be a splendid place to hold this show. The rooms are located on the ground floor and it will be easy to take in the heavy material required for putting on gardens and other exhibits.

Judging from the large crowds that attend the flower shows in Milwaukee, this show should attract at least twenty thousand people. The admission will probably be 35c and no efforts will be spared to make it worth double this amount.

It was decided that no salaries should be paid or unnecessary expenses incurred excepting as required to make the show as attractive as possible. All receipts above expenses will be used to promote garden club work in Wisconsin. In this way each garden club may hope to benefit by the money made at the show.

This flower show will probably be the only large source of income for the garden club Federation as the amount received from dues is so small that very little can be accomplished with it in a state-wide way.

It will soon be time for garden clubs to make plans to take part in some of the exhibits such as miniature gardens, little gardens, etc.

We believe that the plan of having the Board of Managers meeting preceding a convention to discuss and act upon all important matters of business works out very well. There is usually too large a crowd and too little time to do this satisfactorily at a general convention meeting.

The Board of Managers voted to have a summer meeting at some convenient point during the middle of next summer at which time they will consider invitations for an annual convention to be held next fall. A two day convention next fall with a strong program on garden subjects at a point convenient to a majority of all the clubs in the State should bring out a large attendance.

Mrs. Della Rindy, well known flower painter of Madison, gave a splendid presentation on the subject of the "Shadow Box" at the convention, illustrating her talk with sketches.

Following her talk there was considerable animated discussion as to the value of the shadow box and how it should be judged. Out of it all, we came to the conclusion that a shadow box is a flower picture, made with living material and that the qualifications of a good picture must be considered in judging a shadow box.

Miss Gladys Stillman of the Home Economics Department of the Wisconsin College of Agriculture gave a very instructive talk on the luncheon table. She furnished a suggestive score card for judging tables and also rules and suggestions for proper setting and judging. Her talk was exactly what we needed to clarify the somewhat lack of uniformity of opinion existing as to proper setting of luncheon tables at our flower shows and fairs. Out of it all will come a better understanding and more harmony.

GARDEN CLUB PRIZES

FIVE beautiful luncheon tables were exhibited at the convention. The first premium, a large silver flower vase, presented by the Wisconsin State Horticultural Society was won by the Milwaukee County Horticultural Society on a table put up by Mrs. E. C. Haasch of Wauwatosa. Second prize went to the Hillcrest Garden Club, West Allis. Mrs. Geo. Leverenz and Mrs. C. Berger.

Third prize was won by the Madison Rosarian club. This table was put up by Mrs. J. A. Reed of Madison. Fourth prize went to the Madison Garden Club arranged by Mrs. F. M. Long. Fifth prize was won by the Oshkosh Horticultural Society.

Two miniature models were shown. The Hales Corners Garden Club model exhibited and made by Mrs. R. H. Malisch was awarded first prize while the Hillcrest (West Allis) Garden Club won second. This model was prepared by Mrs. Leverenz and Mrs. Simons.

FLOWER PREMIUMS

Best Dozen Mums:
1st, Pamplin Floral Company, Oshkosh
2nd, Miles Floral Co., Oshkosh

Best Dozen Roses:
1st, Miles Floral Co.

Best Dozen Carnations:
1st, Miles Floral Co.

GARDEN CLUB PREMIUMS

Best Luncheon Table:
1st Milwaukee County Horticultural Society
2nd, Hillcrest Garden Club
3rd, Madison Rosarians
4th, Madison Garden Club
5th, Oshkosh Horticultural Society

MINIATURE MODELS

1st, Hales Corners Garden Club
2nd. Hillcrest Garden Club

IMPRESSIONS FROM THE CONVENTION

MRS. A. W. SPERBER
Secretary

THE First Annual Convention of the State Garden Club Federation was a decided success. We had a nice representation of Garden Clubs present, nine of the fourteen clubs sending delegates. These are just my own impressions of the convention but I know from listening to others that a great many feel about it as I do.

The meetings were very well attended and we feel sure that next year many more will be with us. Our speakers were very interesting, and every one seemed to feel at home for the discussions were very animated at times and just loads of questions were asked which was what we wanted for that makes a successful meeting.

The presentation of Honorary Recognition to Outstanding Horticulturists, just sort of made a lump come into ones throat. It was a very lovely thing to do and I for one was glad the recognition came to two of the gentlemen while they themselves were able to receive it. Those things generally come too late.

There was quite a bit of discussion about Shadow Boxes and Luncheon Tables. The question was whether to have the shadow boxes judged as a picture or on flower arrangement. The same with the luncheon tables—whether to just consider the flowers and their arrangement, or to consider the accessories in judging.

When sending in your news item for your club will you not tell us your club's ideas on this subject? We are anxious to know how the different clubs feel about these things, for you know we expect to have our Flower Show in Milwaukee at the Auditorium and want to please everyone if possible.

We must certainly give a big vote of thanks to the Oshkosh Horticulture society and the Raulf Hotel for they surely showed us a good time and everything possible was done to make us comfortable.

Last but I assure you not least I want to thank the State Garden Club Federation for the honor tendered me by electing me Secretary-Treasurer for another year. I assure you I will do all I can to make the Federation a successful and growing organization.

RESOLUTION ON ROADSIDE SIGNS

Adopted by the Garden Club Federation

Whereas, we realize the value of outdoor beauty to the people of America, and believe that this beauty is today sacrificed for advertising purposes; therefore

Be it Resolved, that we renew our protests against the use of landscape for advertising and urge the restriction of all outdoor advertising to commercial districts, and

Be it Further Resolved, that as a practical protest against the abuse of the countryside in the erection of billboards we will give special favor to products not advertised on the landscape.

A ONE YEAR PROGRAM

Milwaukee County Horticultural Society

Proposed Programs for 1929–1930

H. H. SMITH
President

Meeting date always on fourth Tuesday unless otherwise noted.

7:30 to 10.00 p. m.

October 22, 1929 Lilacs and Spireas.
November 26, 1929 Lillies.
December 17, 1929 Winter protection and care of plants.
January 28, 1930 Japanese and bulbous irises and daffodils.
February 25, 1930 Rock Gardens.
March 25, 1930 Irises.
April 22, 1930 Roses.
May 27, 1930 Gladiolus.
June 24, 1930 Cannas, Dahlias. (Fl. Show.)
July 22, 1930 Phlox, Delphinium and Aquilegia (Fl. Show).
August 26, 1930 Perennials other than above. Reports on Flower shows.

Garden topics to be interspersed in above meetings.

1. Botanical Knowledge. The plant and its parts. 2. Kinship or relation of plants. 3. Flowerless plants.
2. Plant Breeding. 1. Process of cross-fertilization. 2. Improvement by selection. 3. Roguing.
3. Germination of Plants. 1. Maturity of seeds. 2. Longevity of seeds. 3. Sowing to ensure germination.
4. Vegetative Reproduction of Plants. 1. Cuttings and slips, leaf propagation. 2. Underground stems, divisions. 3. Bulblets, auxiliary bulbils. 4. Root cuttings. 5. Bulbs, tubers, corms and rhizomes.
5. Plant Foods. 1. Plant Chemistry. 2. Chemical demonstrations.
6. Plant Diseases. 1. Types of diseases. 2. Life histories. 3. Cause and prevention.
7. Flower Photography. 1. Color (Autochrome.) 2. Black and white prints.
8. The Microscope and the Garden. 1. Unsuspected beauty in wellknown plants. 2. The smaller denizens of a garden pool.
9. Garden Birds. 1. Calling the roll. 2. Economic value of birds. 3. How to attract birds.
10. Garden Visitors (Other than birds). 1. The larger animal life of the garden (Squirrels, rabbits, mice, frogs, toads, etc.) 2. Insect visitors—the economic aspect (Life histories of garden foes and friends). 3. Garden visitors—The aesthetic aspect.
11. Garden Furniture. 1. Use and misuse. 2. Pergolas, arches and trellises. 3. Seats, gazing globes. 4. Bird baths, bird houses. 5. Cement and other vases.

12. Garden Pools. 1. Construction. 2. Planting and stocking. 3. Care.
13. Garden Planning. 1. Use of scale rule. 2. Laying out circles and curves. 3. Formal treatment. 4. Naturalistic treatment. 5. Paths. 6. Open spaces and vistas. 7. Tying the house to lot.
14. Commercial Floriculture. 1. Propagation. 2. Cutting Garden. 3. Packing flowers for the market. 4. The market for seeds and bulbs. 5. Types of flowers desired for commercial purposes.

The supplementary topics are ample for a three year program. They should be assigned as hobbies for a distant future report.

WINTERING FOXGLOVES AND FORESTRY DISCUSSED BY WEST ALLIS CLUB

MISS MARTHA KRIENITZ
Secretary

THE West Allis Garden Club met at the home of Mrs. Walter Brubaker, on November 20th.

An animated discussion of Wisconsin reforestation filled out the greater part of the afternoon.

We believe that garden clubs in a body, in fact, every voting citizen should make a supreme effort to help to preserve what forests still remain in our lovely State of Wisconsin, and urge our Congress and Legislature to press on the noble work of reforestation to the utmost, not only for our benefit, but for those also who come after us.

Lack of sufficient snowfall, also due to the devastation of our forests, which has proven so detrimental to so many of our perennials, brought up the subject of wintering Foxglove.

One member saved her plants by covering them with boxes, after the snow was gone and thawing and freezing weather set in. As the crown of the Foxglove cannot bear to be packed down, branches should be piled around them and loose liter, such as cornstalks placed on top of these, after the ground is thoroughly frozen, and left on till all danger of frost is past. Another experience was a covering of excelsior, which also proved successful, the flower stalks of this group of plants stood six feet high, a glorious sight.

The delicious refreshments served by the hostess were very much enjoyed.

ELKHORN CLUB HEARS LECTURE ON FLOWERS IN THE SWISS ALPS

MRS. C. LEE SHAW
Secretary

OUR last meeting, to me was the best of the whole year. A large number, both members and visitors attended. Members responded to roll call by giving a name of some plant for the rock garden which proved very interesting.

Miss Sarah Hand gave us a fine idea of what vegetables can be stored for winter use and also told how each should be stored. This I am sure will make it much easier for a number of us and give a good idea how we should take care of our vegetables so that they will keep for further use.

We are very fortunate in having as a member of our club Mrs. Robert Alder who, until nine years ago, lived in Chur, Canton of Grisson, Switzerland. Mrs. Alder gave us an illustrated talk on "Flowers of the Swiss Alps". She began with the meadows and lowlands and on up the mountains to the glaciers. In the meadows the grass is crowded out by the most beautiful flowers.

We were all very much impressed by the intense colorings of the flowers, sky and lakes but Mrs. Alder assured that the lantern slides were very true in the colorings and made her homesick to see the land and country she knew and loved so well. So on up the mountains we all traveled and among rocks where one could hardly see how a plant could grow we would see the alpine rose, mountain violet, the bluest of blue forget-me-nots, man's loyalty, Eidelweiss and the alpine primrose.

In the spring the herdsmen drive their herds of goats, geese, cattle and sheep from the towns up into the mountains to feed and then drive them back in the fall.

Along the way up the mountains we saw these herds grazing on the herbs and flowers. The mountain lakes, of intense blue have most beautiful flowers all around the edge. Then on up the Matterhorn and on the very edge of the glacier, growing into the rocks, were blooming soldanella. What a marvelous rock garden it was. The beauty of these alpine plants cannot be described.

Mrs. Alder later secured more slides and gave the same talk at one of the churches. The slides came from a Swiss friend in Nebraska.

PIERCE COUNTY SOCIETY WILL CONTINUE HOME BEAUTIFICATION CONTEST

MRS. A. HURTGEN
President

AT a meeting of the Pierce County Horticultural Society at Ellsworth the evening of October 30, the work for the coming year was discussed and plans made whereby we are to continue the contest of Home Beautification and a committee consisting of the County Superintendent of Schools, the County Agent and one or more members of the Horticultural Society is to arrange a program for the planting of school grounds. Mrs. Alvin D. Hurtgen was appointed delegate to the state convention to be held at Oshkosh and plans for raising money to carry on our work discussed.

Mr. Kuehner of Madison gave us a very profitable and interesting talk on Small Fruits for the Home Garden, and Mr. Vogel from the River Falls State Teachers College gave a talk on the Propagation of New Plants.

A short discussion on winter covering of plants was also given, followed by a talk on "One Man's Work in Beautifying School Yards in Oklahoma" by Dr. Lunily.

Cider and doughnuts were served by County Agent Seyforth. There was a good turnout, about 35 being present, most of whom came from ten to eighteen miles thru a heavy fog on slippery dirt roads part of the way at least. If the weather holds good, Secretary H. J. Rahmlow of Madison is to give us a demonstration on rock gardening about the last of November.

SUM-MER-DEL CLUB ELECTS OFFICERS

MRS. M. M. DAY

THE annual meeting of the Sum-Mer-Del Garden Club was held Friday at the home of Mrs. E. J. George of Pewaukee Lake. Reports from the following officers and chairman of committees were heard: Mrs. Le Roy Henze, secretary; Mrs. W. W. Parker, treasurer; Mrs. H. B. Hitz, chairman of the program committee; Mrs. W. F. Whitman, general chairman of the flower show; Miss Helen Moore, head of the department of wild flowers, trees and birds. Mrs. W. H. Hassenplug, chairman of the committee on sales of flowers and plants, librarian; Mrs. A. W. Rogers in charge of the transportation and Mrs. M. M. Day, chairman of publicity.

After the routine business the election of officers for the coming year was held with the following result: President, Mrs. H. B. Hitz; Vice-president, Mrs. W. F. Whitman; Secretary, Mrs. G. H. Passmore; and Treasurer, Miss Amy Hahn.

The program was then turned over to Mrs. Whitman who reviewed for the club "A Bed-time Garden Book" by Richardson Wright. A review of the correct pronunciation of botanical names followed, after which Mrs. George served delightful refreshments.

OSHKOSH SOCIETY HAS GOOD PROGRAM

FLORENCE WINCHESTER
Secretary

THE November meeting of the Oshkosh Horticultural Society was held Monday evening at the Museum. A delicious chicken dinner was served to about ninety members.

The President, Mr. John Geiger, opened the meeting by requesting the audience to sing "America". Then the usual order of business was taken up.

Everyone was urged to attend the convention of the State Society to be held at the Raulf Hotel, November 13–14–15. Many speakers of note will be on the program. These meetings are open to all who are interested.

Miss Leona Biegert gave a reading entitled "The Wind".

Mr. J. P. Cuff, the county agent, talked on "Commercial Fertilizer."

Mrs. N. P. Rasmussen gave a report on the flower exhibit at the County Fair. She hopes to have many exhibitors from the society for next year.

SUPERIOR GARDEN CLUB HAS INTERESTING YEAR

MRS. PHILIP G. STRATTON
President

SINCE the club was organized four years ago in February, we have put on four flower shows, which have increased in size each year, and two spring flower shows, principally Iris. But at the last one twenty-six varieties of other flowers were exhibited. The columbines were especially beautiful.

We have had three open lectures for the public, with slides, and splendid programs throughout the four years. Besides this we have started two Auxiliaries as our membership cannot exceed thirty-five as our meetings are in homes.

The first Auxiliary has a membership of fifteen, the second a membership of twenty very active interested women.

We have taken a landscape correspondence course and the committee of three on landscaping has given its services and knowledge freely. Their largest project was the County Court House grounds which is only partly done due to lack of funds. The Park Board of Superior has now asked them to landscape the Nemadji Park, 31 acres, including a camp site.

We feel that our club is doing good work and hear many people say that they can see a vast improvement in the city and a greater interest along these lines.

HILLCREST CLUB REPORT AT ANNUAL CONVENTION

MRS. GEO. A. LEVERENZ
Secretary

THE Hillcrest Garden Club of West Allis, Wisconsin, was organized January 10th, 1929, with a membership of eighteen. The majority of the members were beginners in flower culture and garden arrangement, but we felt that through organization we could help one another and do our bit to beautify our homes and incidentally our city.

We joined the State Garden Club Federation and the Wisconsin State Horticultural Society. In April, when Mr. Rahmlow, Editor of "The Wisconsin Horticulture," came to our neighborhood and gave illustrated talks on "What to plant, Where to plant, and How to plant," we attended his meetings and found his lectures exceedingly helpful.

When he asked us to participate in the Flower and Garden Show to be held at Madison in June, we consented to do what we could, even though we felt out efforts would not be a success in any way; much less, a help to others who were to view our display. However, collectively and individually, we studied and worked over our projects which consisted of: A Miniature Garden, A Little Garden, A Table, A Window Box and A Shadow Box; and we were cer-

tainly delighted to be honored by three red ribbons, a third prize and an honorary mention on our projects.

Our greatest pleasure, however, was the achievement of knowledge gained through the effort to make our project a success. We learned to mentally picture our gardens as they should and will appear in our future garden plantings. We have learned that there must be harmony in the shapes, sizes and colors of the plants. Also that the placing of the sun dials, bird baths, bird feeding trays and gazing globe must reflect beauty and harmony. We have learned that to attract birds, there must be water, food and shelter so placed that our feathered friends can not be molested by our four-footed friends. We have certainly gained knowledge that will help us and others in planning future gardens and are looking forward keenly to the next flower show, to get and give all we can to make our gardens a thing of beauty and a joy to our feathered friends. We hope that all other Garden Clubs through keen interest in their work will help to make Wisconsin's next flower show a wonderful success.

BELOIT GARDEN CLUB ELECTS OFFICERS

MRS. NELLIE HEATH was elected president of the Beloit Garden club at its meeting Nov. 14 at the home of Mrs. Anna Bickell on Shirland avenue. Mrs. E. P. Fitz is vice president, Mrs. Henry Kinyon, secretary, and Mrs. V. Knapp treasurer. The club has a membership of 35 with an average attendance of 19. It has held 11 meetings and one picnic during the past year.

At the meeting Nov. 14 late blooming plants and indoor bulbs were discussed. Mrs. E. M. Livingston brought a rare specimen of a Christmas rose from a plant in her home. Refreshments were served by the hostess.

BEHAVIOR OF BIRDS IS TOPIC AT RACINE GARDEN CLUB MEETING

HABITS and behavior of birds, particularly those found in this climate, were discussed by Miss Lulu Lund before the meeting of the Garden club last evening in the public library.

Miss Lund traced the life of of the birds through all seasons, winter, spring, drowsy and migratory, giving an idea of what to look for in studying the life of birds. Racine she characterized as ideal for bird life because of its gardens, parks, rivers, lakes, green grass and trees. Without birds, she declared, the most beautiful garden is lifeless.

In her personal observation Miss Lund has found 83 species of birds in Racine, observing 55 last summer alone and seven kinds in one afternoon during the winter.

Miss Lund stressed the need of protection for birds in winter, advising leaving a few dead branches, or those with holes in them for an artificial shelter for the birds.

Among the favorite foods of birds, Miss Lund listed sunflower seeds, cheese, bread, raisins, nuts, cooked oatmeal and salt. She stated that birds require plenty of water at all times, and that they are helpful rather than detrimental since they eat weed seed. Flowers which birds like may be advisably planted in the garden, she said, naming the phlox for the humming bird and the wild black cheery tree for the thrush.

A complete change of plumage always characterizes the migratory season, she stated.

Two friends dining at a downtown club were discussing the romance of a common acquaintance.

"Dorothy is very devoted to him, isn't she?" observed one.

"She's head over heels in love with him," was the rejoinder. "She's quit drinking, she's quit smoking, and she's quit swearing all for his sake."

A BOOK FOR GARDEN CLUBS

"HOME Flower Growing" by Emil Volz, Macmillan Company, is a new book which will be of interest to garden club members. It contains a chapter on the garden club movement entitled "Flowers and the Community."

It tells the essential steps in the organization of a garden club, how meetings should be conducted, suggestions for programs, and a list of program topics for each month of the year.

Space is also devoted on how to conduct flower shows, telling of the management of the show, premium lists for various seasons of the year and judging scales for flowers. It has a very good chapter on the arrangement of cut flowers in the home.

Out-door flower growing as well as indoor growing of plants and flowers are well presented. It is a very practical book for any garden club member and especially the officers who have to do the work of making the garden club a success. Address the Macmillan Company, New York City. The price of this book is $3.50.

GRAPE SHIPMENTS FAR BELOW TOTAL OF 1928

Grape shipments to Nov. 1 totalled 49,184 cars, which is about 11,500 cars under shipments for the corresponding period of 1928. Prices at the opening of the season were very unsatisfactory, but have strengthened as the season has progressed and will average better than last year.

The track supervisor received the following note from one of his track foremen:

"I'm sending in the accident report on Casey's foot when he struck it with the spike maul. Now under 'Remarks,' do you want mine or do you want Casey's?"

"No, Miss, I never could reduce. Every time I got around to it, it was Thanksgiving and I had to eat."

The Garden Club Federation

What the Federation Has Done and Hopes to Do

MRS. R. H. MALISCH
President

ALL who attended the first annual convention of the State Garden Club Federation went home happier, feeling that they had learned much by coming in contact with so many enthusiastic gardeners and hearing the talks of different authorities on garden subjects.

Several important things were decided upon at our business meeting, one being to hold our next annual flower show at the Milwaukee Auditorium in June and the other that our Federation join the National Council of State Garden Club Federations.

One year has passed since the Wisconsin Garden Club Federation was first organized. While it is difficult to accomplish much during the first year, we have a few things to point to with pride and we now have a fine working organization that should do great things in the future.

Last year our first meeting was held in October at the Milwaukee Public Museum. The representatives expressed themselves in favor of organizing a Federation of garden clubs. A constitution was suggested and temporary officers elected. At the next meeting, in December, the present officers were elected. The next month the Executive Committee met and a program of the Garden Club Federation for the coming summer was discussed. It was decided to sponsor a flower show and create a new department in Wisconsin Horticulture with the heading "State Garden Club Federation News". This was to be the official organ of the Federation and all clubs were urged to report news of the activities of their club. The Executive Committee met several times after that and worked out the details of the flower show which was held at Madison in June.

It is not necessary to say any more about the show as most of you have seen it. It was pronounced a success both artistically and financially.

This show is a modest beginning. Our efforts should now be to have bigger and better flower shows. It cannot be denied that they are an inspiration to gardeners. The Chicago flower show last spring left an impression with me that I shall never forget.

After all, love of nature and beauty is at the root of pleasure in gardening. As an organization we should do all in our power to spread the gospel of beauty. Let us all be actively engaged in securing the improvement and beautification of Wisconsin.

A good example of what an organization can do was shown on November 7 when Mrs. Neville of the Federation of Woman's Clubs and chairman of the committee on the restriction of rural outdoor advertising asked officers of the Garden Club Federation to meet, with her committee, the State Highway Commissioners at Madison. It carried some weight with the Commissioners that not only the Woman's Clubs but also the garden clubs were represented. They were very accommodating in granting requests and promised their support in beautifying highway 57. They offered to supply evergreens and aid in every possible way.

My suggestion would be for the local garden clubs to find out what is needed in their own locality and go after it and get it. There may be ugly places to be beautified, billboards to be done away with, or trees to be planted. You have the influence of the Garden Club Federation to aid you.

In studying the activities of the Garden Club Federation in different States, it might be well for us to adopt some of their policies.

The Tennessee club has secured the passage of a stringent conservation law. A committee made a summary of the various state laws pertaining to conservation, forests, wild flowers, and birds, as well as the restrictions governing the erection of billboards. A copy was distributed to all of the member clubs with the result that much helpful local cooperation was obtained.

In the National Capital Federation various clubs have undertaken to experiment with different varieties of one genus of plants and are keeping detailed information, from period of propagation to seed bearing time. This information will be published and distributed locally for the benefit of garden makers around Washington.

Much remains to be done to spread horticultural knowledge among members. We could have test gardens in different sections of the state in which we could try out new plants and where we could get information as to their hardiness etc. Data could be compiled about plants which may be grown successfully in Wisconsin.

Another thing the Federation can do is to help small garden clubs find themselves and assist in the organization of new clubs. If there are any special problems, the organization should assist in solving them. In other words, it should serve as a clearing house for all information pertaining to gardening.

Why Use Certified Nursery Stock?

E. L. CHAMBERS
State Entomologist

JUST as well established trademarks on many other products offered the public are indications of quality so has the nursery inspection tag come to be recognized as an index of quality in nursery stock.

Every state now has a law written on its statute books requiring that all nursery stock sold or moved in the state must be accompanied with a nursery inspection tag bearing an exact copy of the certificate issued by the inspector upon examining the stock and finding it free from dangerous insect pests and injurious plant diseases. In other words, this tag indicates that you are purchasing stock having a clean bill of health. The public can no better afford to buy an elm tree infested with European elm scale or a fruit tree infested with San Jose scale than they could a moth eaten suit of clothes or a crate of wormy cherries.

Very often well meaning folks offer their friends some of their surplus stock either as a gift or at an attractive price which, when compared with high grade thrifty trees and shrubs developed carefully by skilled growers, proves to be a great deal more expensive in the long run. These people would never think of offering their friends moth eaten, outgrown clothing and we do not believe it would be necessary to warn folks not to accept such garments. These folks mean well but nursery pests are frequently difficult to detect. Even experts frequently have difficulty without the aid of a microscope or powerful hand lens and some of our worst diseases, such as white pine blister rust, can not be recognized by even these specialists in the early stages.

San Jose scale proves expensive. The danger of gambling by accepting uninspected nursery stock has been brought home to those who own homes in the several cities of our state where San Jose scale control campaigns have been launched. In Madison, La Crosse, Whitewater, Union Grove, Racine, Kenosha, Rochester, Waterford, and Milwaukee, where it has been necessary to spray all infested properties in order to keep the pest under control sufficiently to permit the continued growing of its some 150 host plants, it was found, without exception, that every infestation center could be traced to uninspected trees and shrubs moved in violation of the state nursery inspection law. The principal offenders were plum trees, although currant and gooseberry bushes, dogwood, lilac, and rose bushes were responsible for many spreads. Scores of instances were observed where one wild plum seedling, already dead as a result of the infestation which it carried, was responsible for killing many valuable trees and shrubs besides requiring a continual expenditure of money and effort to combat the pests with spray materials to save the rest.

If the offenders in these law violations were the only ones to suffer, the situation would not be so bad, but unfortunately the entire community has to pay



A block of Evergreens in a Wisconsin Nursery. Such stock is transplanted a number of times and kept free from disease.

—Cut Courtesy McKay Nursery Co.

the penalty and it is for this reason that such laws as our nursery inspection law are written on our statute books. Unlike our neighboring states to the south, Wisconsin has been able, through constant fighting, to prevent this pest from becoming widely established and it never has been permitted to reach any of our commercial apple growing districts where it would play havoc as it has in other states. Our nurserymen are frequently bringing into their nurseries new varieties and species of trees and shrubs from other states and occasionally before they have a sufficient quantity grown to distribute our inspectors find a trace of San Jose scale or other equally serious pests and these trees have to be cut out and burned. No nursery in Wisconsin is issued a certificate or permitted to do business in which any trace of San Jose scale has been found until every visibly infected tree and shrub has been burned as well as those growing in immediate proximity to them. Similar regulations hold for many other pests including European Elm scale, Poplar borer, Birch borer, Pine leaf scale, etc., as well as for such diseases as elm canker, poplar canker, fireblight, etc.

Nurserymen Help Pay Costs

In order that the purchasers of nursery stock may be furnished with the best quality possible, the Wisconsin nurserymen have of their own accord made it possible for the state to provide better inspection service by carrying one-half of the cost of the inspections. They agreed upon a schedule of fees which provides that for the first acre or fraction thereof a minimum charge of $5.00 be made and that one dollar per acre be assessed for the next ten, with fifty cents for each additional acre. As an indication of the losses sustained by nurserymen to maintain this high standard, it is interesting to note that approximately 5,000 elm trees alone were condemned in less than 42 of the 351 nurseries certified this year. 1500 poplar trees were condemned, 612 for poplar canker and 888 for the poplar borer in 21 nurseries, and 1635 raspberry bushes were dug out in 76 of these nurseries because of the mosaic diseases.

Every nursery agent selling nursery stock in Wisconsin is required to carry a copy of the certificate issued his firm by the state Department of Agriculture and Markets and he will gladly present these credentials for your examination if you wish to make certain of his reliability. Agents refusing to show their credentials should be dealt with cautiously and reported to the department for investigation.

The last legislature amended the nursery inspection law as it concerns dealers so that a registration fee of $5.00 is required besides the usual sworn affidavit listing the sources from which the dealer proposes to purchase nursery stock for reselling. Each store in a chain store group is required by this law to take out a certificate individually, and these stores are likewise required to furnish an inspection tag with every package of nursery stock sold or delived by them. Any store not complying with this requirement should be reported to the State Entomologist and the stock refused unless a copy of their certificate can be furnished.

Anyone having a surplus of nursery stock growing on his premises which he would like to dispose of should arrange with the State Entomologist for its inspection and certification. Arrangements can be made for the inspection of single bundles through the Madison office; usually, however, it will be found much cheaper and more satisfactory to purchase nursery stock from your local nurseryman since, unless very well packed, the roots become dry in transit and are valueless. Since nurserymen transplant their trees and shrubs several times to develop a desirable root system, are equipped to dig and pack them properly, and will stand back of their products, we believe that with the prices of nursery stock as low as they have been during the past year or two it would be foolish to pay express on the type of stock frequently received for inspection at our office. The practice of digging up evergreens in the woods and hauling them home on the running board of your car is likewise to be discouraged for this same reason and it is a waste of what might be good future timber. The practice is not only unlawful but wasteful.

A Modern Purchaser

"This new model coach," said the salesman, "has just been reduced one hundred and fifty dollars—"

"I don't care anything about the price," protested the prospective buyer. "How much is the first payment?"

Smiles

Tommy was meandering homeward much later than his usual suppertime. A friend of the family who happened to meet him said.

"Why, Tommy aren't you afraid you'll be late for supper?"

"Nope," replied Tommy, "I've got the meat."

Learn to laugh; a good laugh is better than medicine.

Learn how to tell a story. A good story, well told, is as welcome as sunshine in a sick room.

Learn to keep your troubles to yourself. The world is too busy to heed your ills and sorrows.

Learn to meet your friends with a smile. A good-humored man or woman is always welcome, but the ill-tempered is not wanted anywhere.

He only is exempt from failure who makes no efforts. —Whately.

History of Wisconsin Apples

FOR the coming months we are going to give the history of some of our more common Wisconsin varieties of apples. Our first variety is to be

Duchess of Oldenburg

This is one of the four pioneer apples in America, the other three being Alexander, Tetofsky and Red Astrachan. They were imported by the Massachusetts Horticultural Society from the London Horticultural Society about 1835. This variety is sometimes called Oldenburg and in European Nurseries called Charlanowsky or Borowitsky. It was brought to England from Russia about 1825.

It was early imported into the west and because of its extreme hardiness it kept up the hopes of the prairie orchardist.

This variety has many desirable qualities but coming early it does not stand heat well before shipping and goes down rapidly if the weather is unfavorable.

Wealthy

The Wealthy was originated by Peter Gedion of Excelsior, Minnesota, from the seed of the cherry crab which he obtained in 1860 from Albert Emerson, Danville, Maine. Because of its hardiness it was extensively disseminated thruout the apple growing district.

Coming rather early it does not stand the heat well before going into storage and goes down rather quickly.

Fameuse (Snow)

The history of the Fameuse is somewhat obscure. In 1851 Mr. Chauncey Goodrich of Vermont, wrote as follows: "One hundred and twenty years ago the French planted this variety on the eastern shore of Lake Champlain, opposite Fort Frederick on Crown Point at a place called Chimney Point, more than fifty years before any other permanent settlement. From these old trees, scions were scattered thru Vermont and called the Chimney Apple.

A very intelligent and highly educated Frenchman residing on an old Seignory, 80 miles below Quebec, informed me that this was one of the first varieties of apples planted on the place, that the trees were very old and were bought in France. The early French settlers planted the same variety at Ogdensburg, at Detroit and other places, on Lake Erie and Lake Ontario where it is still known as the Snow Apple, also at Kaskaskia, Illinois more than 160 years since, where the old trees are still productive and apples from there are sent to St. Louis, etc."

However, European Polomogists do not agree with the theory of European origin. Most of the European authors assign a Canadian origin to the variety as it is too little at home under European surroundings to believe that it originated there.

WINTERING ROSES

G. H. TOWNSEND

IF YOU leave your roses uncovered as they grow, perhaps they will winter all right, maybe kill to the ground.

If you lay them down and cover with dirt, there is a slightly better chance that they will live, but not very certain, so amateur growers, or rather novices, are puzzled. The hardy climbers will stand freezing one year and may be killed the next, and even die when covered.

One kind of killing is a problem of too much immature growth. When the sap freezes the expansion breaks down the cell structure. To avoid this never cultivate roses later than the first week in July and never use barnyard fertilizers. The nitrates in barnyard fertilizers are not available until late in the season when the growth should be checked instead of extended. On land moderately rich and clayish, use a level teaspoonful of nitrate of soda or better still, nitrate of lime, for each bush and apply when the buds begin to swell. This is easily distributed if dissolved in a bucket of water.

When the ground and all the roots freeze there is no sap supply at all from the ground. Exposed to the sun there are many days late in winter when the rose canes thaw out the ground does not. Alternate freezing and thawing when the root system is frozen, dries out the canes so that the sap cannot circulate. Winter protection is therefore a problem of keeping the roots from freezing and the canes from thawing until night freezing is past. Cover the canes to keep them from the sun. Use leaves, straw, marsh hay, manure, to be removed before the ground thaws, paper, excelsior, boards and snow. If the covering is kept dry it will be more effective.

It is best to lay all plants be protected on the ground but not where a pool of water may collect. Late in winter snow and rain may keep rose canes on the ground saturated with water for weeks. Top covering, if not water proof, should be in position to drain and the canes have air, otherwise the bark on the canes may be killed. Newspapers used for covering should be protected by boards, oil cloths, old roofing or tarred paper.

Covering material would be plentiful if collected during the year instead of burned as rubbish. Some of the new ramblers approximate the hybrid tea in quality and the newer hybrid rugosas, while not yet cutting roses, are large, of good form, and enchanting in color.

A better understanding of winter care and varieties, will enable everybody to have beautiful roses.

NORTH DAKOTA NOTES

SEC. A. F. YEAGER

We sometimes have difficulty in keeping different varieties of the same kind of product separated when we are saving several kinds of seed. We note that one seed company dyes the various kinds of tomato seed different colors so that they cannot be accidentally mixed. This might be a good idea for some of us who are saving small quanities.

The Vegetable Growers' Association of America will meet at Milwaukee, Wisconsin, in 1930.

This is the time of year when house plants are potted up for the winter. The points to remember are to be sure that good drainage is provided; that there is good, rich, porous soil for the plants to grow in; that they have plenty of light where they are placed; that the temperature is kept quite low. Direct sunshine is not necessary for most plants but good light is. Do not use too large a pot for plants which are expected to bloom.

Golden Gem sweet corn, which was sent out for trial last spring under the name Gold Nugget, has proved to be a winner almost everywhere. In almost every case it has been two weeks or more earlier than Golden Bantam, equal or a little larger in size, and most growers have stated that it was better in quality. Our seed is being distributed to growers this season for increase and this variety should be listed by seedsmen in 1931. It will also be on our premium list this year again.

We were asked whether peat moss would be good to raise bulbs in for winter flowering. It should certainly be at least as good as pebbles, which means it should prove satisfactory for hyacinth and narcissus. Tulips are more difficult to force. In

"NITROGEN is the GROWTH ELEMENT"



Use MORE NITROGEN!

SUCCESSFUL growers know the truth of the statement by Dr. T. H. McHatton, of the Georgia State College of Agriculture:

"Nitrogen is the growth element"

Experience has proved that nitrogen starvation is at the bottom of many a low yield. Nitrogen is most frequently the plant food lacking when crops fail to make proper growth. Whatever your crop—cotton, corn, grain, vegetables or fruit—plenty of nitrogen in the fertilizer and as a timely top-dressing stimulates the growth that means early maturity and high quality.

In mixed fertilizer there is no better source of nitrogen than Sulphate of Ammonia. Fertilizers containing Sulphate of Ammonia in proper proportion remain dry and in excellent condition.

For top-dressing, Arcadian Sulphate of Ammonia gives excellent results. It contains 20¾% nitrogen (25¼% ammonia), guaranteed analysis, in form quickly available to the plant. Moreover, Arcadian is fine and dry—puts out easily. It is an American product, made by American industry for American agriculture.

The Barrett Company

New York, N. Y.
Atlanta, Ga.
Cleveland, Ohio
Memphis, Tenn.
Norfolk, Va.
San Francisco, Cal.
Toronto, Ont.

Mail the coupon for free sample and booklets

ARCADIAN
Reg. U. S. Pat. Off.
Sulphate of Ammonia

The Barrett Company (address nearest office) G-3-29 NJ

Please send me sample package of Arcadian Sulphate of Ammonia. I am especially interested in.....
(Write names of crops on line above)
and wish you to send me bulletins on these subjects.

Name.....

Address.....

KINDLY PRINT NAME AND ADDRESS

The Growers Market

Advertisements for this department will be accepted from members of this society who produce the articles offered for sale. Rate 2 cents per word, minimum charge 25c per issue. "Adds" of nursery stock and plants will be accepted only from those listed by the State Entomologist as having been inspected. No discounts from these prices.
Copy should reach us by the 20th of the month. Send cash with order.

WATER LILIES, ORNAMENTAL Water Plants, Berry-bearing shrubs and Plants for attracting birds, etc. Write Terrell's Aquatic Farm, 1006 W. Blk., Oshkosh, Wis.

LILY BULBS
REGAL LILIES. Nice blooming bulbs $2.00 per doz. Extra large size $3.25 per doz. Post paid. H. C. Christensen, 1625 Ninth St., Oshkosh, Wis.

growing any of these bulbous plants it is best to put them in a cool, dark place for about two months so that they will become well rooted before bringing into the light and heat. Tulips are more particular in this respect. Paper white narcissus and the so called Chinese Sacred Lily are perhaps the easiest to force inside.

Bordeaux mixture has been a standard spray mixture for disease control for many years. The following are some recent developments in the handling and use of this material. Mr. F. J. Schneiderham, of the Virginia Experiment Station, in the American Fruit Grower, reports that Bordeaux made by the use of powdered copper sulphate and chemically hydrated lime may be prepared almost instantly and the mixture is better than if produced by the old tedious process. Mr. Dwight M. DeLong, of the Ohio State University, states in the same magazine that Bordeaux mixture has been found to act as a poison for leaf hoppers. Apparently the copper actually penetrates the plant tissues and poisons the young hoppers which suck the juice. We have always looked upon Bordeaux mixture as merely a repellant for the leaf hopper, not as a poison.

In the American Florist, Alex Laurie suggests that flower shows should be divided into two main groups. The first should deal with each particular flower, using 12 to 25 specimens of smaller types and 3 to 6 specimens of such large flowers as Glads. The number of stems should be definitely stated for each class. The classification of each flower should be by color rather than variety. The second general group should include the arrangement of flowers in special containers such as baskets, vases, bowls, etc., with the idea of showing the possibility of the flower for decoration. The first general group should be judged from the standpoint of quality, while the latter group should be judged with artistic arrangement and effect as an important factor. Much misunderstanding would be avoided if premium lists stated very definitely whether artistic arrangement is to be considered.

A NEW IDEA IN WINDOW GARDENING

In the November issue of Better Homes and Gardens was an interesting article on the use of vegetables for the window garden.

A sweet potato, not kiln dried may be placed in a bowl with about two inches of water, and it will send up a vine with lovely pointed leaves which can be trained over the window.

Beets and carrots may also be grown in a bowl. The roots should be partly cut back before being placed in water. The leaves sent up are interesting and attractive.

Growing them in this way, we realize that vegetables have a decided charm all their own.

Special Holiday Gladiolus Collections

No. 1
1 bulb each of the following

Scarlet Princeps, B. L. Smith, Joy, Violet Beauty, Alton, E. J. Shaylor, A. B. Kunderd, Romance, Blushing Beauty, Pink Lily, Avalon, Glorious Red Cloud, Mary Pickford, Mona Lisa, Wh. Pigeon, Estella, Wh. Star, Magic, I Excel, Elizabeth Tabor, H. Ford, Mrs. F. C. Peters, Helga, Prim Beauty.

1 in up, $1.00 1¼ in. up, $1.25
1½ in. up, $1.50

No. 2
1 bulb each of the following

Rose Glory, Crinkles, Ruth Huntington, Peach Rose, Rosy Glow. Lav. America, Masterpiece, Onega, Marshall Foch, Immensity, Marie Kunderd, Tyrian Beauty, Dr. Elkins, Kunderd's Apple Blossom, Purple Glory, Fern Kyle, Los Angeles, Marnia, Sidney Plummer, Taro, Copper Bronze, Gloriana, Betty Jay, Dr. F. E. Bennett, Mr. W. H. Phipps.

1 in up. $1.50; 1¼ in. up, $2.00; 1½ in up, $2.50.

If I run out of any variety, will substitute bulbs of equal or greater value, unless requested not to do so. Shipped in December if weather permits. Otherwise in spring. Prepaid.

HARRY F. MEREDITH

Box 483 **Union Grove, Wis.**

PERSONAL Correspondence Paper, 200 Sheets, 100 Envelopes; name or monogram and address: $1.00 post-paid. FREE — Packet Poppy seed from Flanders' Field with each order. Universal Stationers, Desk H, Oshkosh, Wis.

Put the hammock in the attic,
It's too cold for it outside,
And its mission is completed—
Lucy Ann is now a bride.

The fellow who starts each day with the feeling of "Good morning, World," is sure not to regret he ever woke up.

TABLE OF CONTENTS

The Annual Convention	99
State Florists Elect Officers	100
Exhibits at Convention	101
Resolutions Adopted at Convention	102
Superlative Degree Plants	103
W. A. Sisson Brings Out Large Crowd	103
The Chinese Elm	103
Society Recognizes Work of Horticulturists	104
The Minnesota Convention	106
Price County Wins at Potato Show	106
Children Beautify Home Grounds	107
Teaching Horticulture in Schools	108
Mouse Control in Orchards	109
Sprayrings Help Preserve Apples	110
Testing New Strawberry Varieties	111
Editorials	112
Water Lilies Wintered Successfully	113
Fruit Men to Merge Output	113
Mrs. Frederic Cranefield	113
About the Home and Garden	114
Care of Boston Ferns	115
Garden Club Federation News	116
Resolution on Roadside Signs	117
Book for Garden Clubs	120
The Garden Club Federation	121
Why Use Certified Nursery Stock	122
History of Wisconsin Apples	124
Wintering Roses	124
North Dakota Notes	125

REPUBLICAN HOTEL



IN THE HEART OF MILWAUKEE

THIRD STREET AT KILBOURN AVENUE

200 ROOMS REASONABLE RATES

HARRY KUNTZ
President
Manager

NOTED FOR WHOLESOME FOOD
3 FINE RESTAURANTS

BEGIN PRUNING NOW

We carry a full line of

Shears — Saws
Hooks — Poles
Tree Perfectors
Grafting Wax, etc.

We handle the Bean line of spray machines. Write for information.

F. R. GIFFORD CO.
2201 University Avenue
Madison, Wis.

HARDY PERENNIALS

New & Standard Varieties

300 Kinds

Strawflowers—All Varieties

J. F. HAUSER
Bayfield, Wisconsin

Send for Price List

GLADIOLUS BULBS AND PLANTING STOCK

New and Standard Varieties
Grown by Emma E. Patterson
Burlington, Wisconsin

Wholesale List Ready December The First

TWO DOZEN HARDY PERENNIALS

$3.75 postpaid, spring delivery

Your selection
of 8 varieties listed in our catalog, 3 each variety.

Send for Catalog

Chequamegon Flower Gardens
V. E. BRUBAKER, Proprietor
Washburn, Wis.



W. A. Sisson W. A. Lawson

Sisson's Peonies

Rosendale, Wisconsin

Specializing in

Peonies—Irises and Gladiolus

Let us start you in the business or send you additions to your collection

Write or head your auto this way. Intersection Highways 23 and 26

Memorial Peony bed at Riverside Cemetery, Oshkosh

Thanks—

At this season we wish to return thanks to our legion of friends who have helped, by their patronage and kindly interest, to spread the fame of Fitchett Dahlias.

We have in our cellars a well-ripened stock of sound tubers, the best we have had in years. New catalog ready soon. Early orders accompanied by cash receive a special premium.

Fitchett Dahlia Gardens

735 E. Milton Ave., Janesville, Wisconsin

Rock Gardens

Let us help you plan or build your rock garden.

Send sketch of your location with important details and information about soil, exposure and amount of shade.

We will either complete your plans by locating different species of plants and other rock garden features, or we will build your garden complete.

New Varieties

We are constantly trying out many new varieties of plants under Wisconsin conditions.

Write for our catalog of rock garden plants, Wisconsin wild flowers and hardy perennials. Sent free on request.

W. A. Toole

Garry-Nee-Dule

Baraboo, Wisconsin

Dependable—

That is a quality we constantly strive for; we want every customer to feel confident that his orders will be cared for in a dependable manner, and that the plants he receives will be of highest quality and absolutely true to name and description.

We grow a complete line of fruit and shade trees, ornamental shrubs, perennials, climbing vines, berry plants, etc. consisting of the best varieties.

—Catalog on Request—

Visitors Always Welcome

RASMUSSEN'S

FRUIT FARM AND NURSERIES

Oshkosh Wisconsin

DEMOCRAT PRINTING COMPANY
MADISON, WISCONSIN

WISCONSIN HORTICULTURE

Vol. XX JANUARY, 1930 No. 5



EVERGREENS
Native Rhododendrons

Broad Leaved Flowering Shrubs for all around beauty. Write for illustrated price list. Now booking fall orders.

TENNESSEE EVERGREEN CO.
P. O. Box 575
Elizabethton, Tenn.

BARGAINS

100 finest Gladiolus Bulbs $2.00 F. O. B. or $2.25 postpaid, 10 varieties 10 each. Spring delivery.

30 popular Iris roots, 5 each 6 kinds for $2.25. Postpaid April—July—August delivery.

6 Peony roots, 2 red, 2 white, 2 pink for $3.00 postpaid. Sept.—Oct. delivery.

STONECREST GARDENS
Eau Claire, Wis.

Send for catalog. It's free.



Fig. 1 Fig. 2 Fig. 3

Berry Boxes

Crates, Bushel Boxes and Climax Baskets

As You Like Them

We manufacture the Ewald Patent Folding Berry Boxes of wood veneer that give satisfaction. Berry box and crate material in the K. D. in carload lots our specialty. We constantly carry in stock 16-quart crates all made up ready for use, either for strawberries or blueberries. No order too small or too large for us to handle. We can ship the folding boxes and crates in K. D. from Milwaukee. Promptness is essential in handling fruit, and we aim to do our part well. A large discount for early orders. A postal brings our price list.

Cumberland Fruit Package Company

Dept. D, Cumberland, Wis.

FOR SALE

State Inspected Latham Raspberry Plants.
$2.50 per 100 $20 per 1,000

STRAWBERRY PLANTS

Dunlap and Gibson
75c per 100 $5 per 1,000
Progressive and Champion
$1 per 100 $6 per 1,000
Mastodon
$1.75 per 100 $10 per 1,000

FRED HECKLINGER
Menomonie, Wis.

DAHLIAS, GLADIOLUS PEONIES and IRIS

Select Varieties

Write for my 1930 Prices

DR. A. J. NELSON
214 N. Division Street
Stoughton, Wis.

TREES SHRUBS PLANTS EVERGREENS

For Landscape Planting

ESCHRICH'S NURSERY

Growers—Designers—Planters

Ask for our Catalog

Sta. F Milwaukee, Wis.

Visitors Welcome



THE BEST LILACS

Belle-de Nancy: Beautiful double pink.
Congo: Single, deep wine red, exquisite.
Lamark: Rosey lilac, double.
Mme. Able Chatney: The best double white, hardy and a prolific bloomer.
Mrs. Hoover: A beautiful pink Persian, bewitching in daintiness.

These five lilacs, one to two feet, postpaid for $2.50. **Order Today.**

WISCONSIN NURSERIES
W. J. Moyle & Sons
UNION GROVE, WIS.

FLORISTS AND OTHERS

Your Orders Please!

Cut Greens, Evergreen Roping, and Christmas Trees
By the bag or the carload
Hardy Northern Nursery Stock

Wholesale and Retail

DAHLBERG NURSERIES
Ladysmith, Wis.

Some Get Acquainted Offers For Spring Delivery

10 Delphiniums Gold Medal Hybrid $1.25
7 Hardy lilies (Single and double, Tiger lily; red, Elegan; scarlet, Regale; white Asst.)..... 1.25
10 Hemarcallis-yellow, orange lily 1.25
10 Assorted Iris in three or more colors 1.25
5 Spireas Van Houtii shrubs 1.25
50 Assorted Gladiolus 1.25

Every Wisconsin State Horticultural Society member should avail himself of these special offers. Our catalog is free.

SWEDBERG BROS NURSERIES
Battle Lake, Minnesota

HARDY EVERGREENS

Deciduous Trees Perennials
Bulbs Ornamental Shrubs
Ferns Vines Climbers

Selected for landscape and home ground planting.

Tree seeds and seedlings at wholesale to the trade.

Write for price list

AMERICAN FORESTRY CO.
Pembine, Wis.

Wisconsin Horticulture

Wisconsin
State Horticultural Society
Organized 1865

Devoted to better fruits,
flowers and vegetables



OFFICERS

President
C. J. Telfer, Green Bay

Vice-President
M. B. Goff, Sturgeon Bay

Secretary
H. J. Rahmlow, Madison

How We Sprayed in '91

Orcharding 38 Years Ago Was Different From That of Today

D. E. BINGHAM, Sturgeon Bay

WHEN looking over some old photographs recently, I came across one which I enclose herewith, thinking that it might be of interest to present-day horticulturists as a matter of history of the early spraying operations in Wisconsin. This photo, taken by W. J. Hillman of Richland Center, Wisconsin, in 1891, shows what was at that time, I think, the only up-to-date, if not the only spray rig in Wisconsin for putting Bordeaux on apples. Mr. A. L. Hatch is holding what purported to be the nozzle, aiming it at the photographer's curtain, while I have my hand on the handle that, with a little exertion, supplies the pressure and agitation.

These first experiments in spraying for apple scab control were conducted in the orchard of the late A. L. Hatch, in Richland county. The formula used for these first spray applications is rather interesting: '8 pounds of copper sulfate, 10 to 12 pounds of fresh stone lime, and as an insecticide, Paris green or London purple'. The trees sprayed with this dope remained blue on the trunk and branches all summer and fall. This was 38 years ago,—and we grew good apples, fairly clean, according to present standards. We *packed* them in barrels, hauled them 6 miles to the railroad, shipped them to the market, and received from $1.25 to $2.25 per barrel. The barrels cost 26 to 28¢ delivered to the orchard, 10 miles from Richland Center. A team could haul, over the sandy roads of those days, only 11 to 12 barrels of apples to a load.

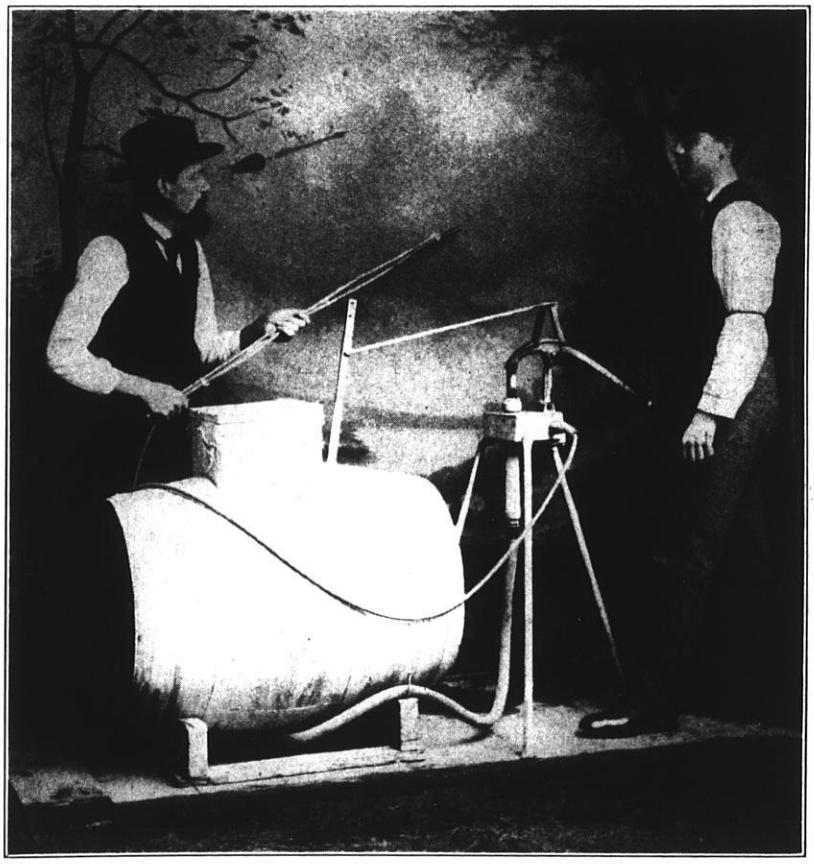

Mr. A. L. Hatch and D. E. Bingham operating Wisconsin's first up-to-date spray rig in 1891.

Hauling was one of my jobs—22 to 24 barrels a day. I think the biggest year's delivery was 490 barrels.

The pump on this first sprayer was made by the Nixon Tripod Pump Company of Dayton, Ohio; its capacity was ½ gallon or less per minute—three 50 gallon barrels in five hours—or possibly 6 barrels per 12 hour day. The pressure on the pump was limited to 50 pounds; more than that was getting near the danger point. Too much pressure did prove disastrous one time that first season when Mr. Hatch called for "more pump handle", as he used to say. We used a ¼ inch white rubber discharge hose, such as are used on fountain syringes, and had it tied to a short bamboo pole; this hose was connected to a Vermorel nozzle with a very fine opening about the size of a pinhead. The pump was connected to the barrel with a ¾ inch suction hose and there was an agitator that worked with the pump handle. If this agitator did not give sufficient agitation to the material, it was easily disconnected and worked separately by the operator of the pump, working the agitator with one hand and the pump handle with the other; in that case, one had to make one hand work faster than the other at intervals.

It was my job to work the cistern pump at the barn to get the water to fill the spray barrel, and then to work the pump and agitator to do the spraying. This Nixon pump had rather a short handle, and to maintain the proper pressure for a good spray all day was plenty of exercise for a boy of 17. Blisters were numerous on my hands during the spraying season.

It is interesting to compare the spraying of 38 years ago with that of today. In my orchard here at Sturgeon Bay, a day's work for a rig and two men means 90 barrels of spray applied, that is, 10 tanks of 9 barrels each, (4500 gals) using pumps with a capacity of 25 to 30 gallons per minute. The man doing the spraying proper holds an adjustable gun with a 7/32 inch delivery hole, fed by a half inch stream of material under 350 pounds of pressure. One can readily see what this means, not only in the amount of work done, but in the thoroughness with which it is accomplished.

There has been, of course, a good deal of machinery for spraying made during these 38 years, of widely varying design and efficiency. The Wallace Traction Sprayer was about the first sprayer to be used in Door County. I found it to be rather crude and impractical; when the rig was stopped, there wasn't any pressure, and there wasn't enough pressure when moving to keep going and spray a tree thoroughly, so there you were.

In the early days two or three sprays were quite sufficient, and many times one application was all the trees received in a season. Nowadays, 5 to 7 applications seems to be the rule, with more material used, and applied under high pressure. Of course, much cleaner fruit is produced compared to 35 years ago, but is there any more profit in apples now than there was 35 years ago? Who knows?

BRUBAKER OPENS NEW FLOWER STORE

MR. V. E. Brubaker, proprietor of the Chequamegon Flower Gardens at Washburn, formerly member of the Executive Committee of the society has just opened a new flower store at Ashland. The store will handle cut flowers as well as garden flowers and plants. Mr. Brubaker has developed one of the outstanding perennial flower gardens in the state having about 20 acres of the well known and new varieties of perennials and bulbs. The store will no doubt greatly help his sales of plants of garden flowers as well as provide cut flowers for all occasions.

TOO MANY APPLE VARIETIES

WE ARE advised by the Department of Agriculture and Markets that there is no visible prospect of better prices for apples and that there should be no new plantings because of an already existing surplus.

On the other hand, the information being put out by Experiment Stations to better fertilize, prune and spray their trees will surely increase production per acre from trees already planted. We know that there has been quite a reduction in the number of trees in the country during the last ten years but still production has increased. It means that we will have to leave the cull apples at home. Poor apples should be used up by the canners and in making cider and vinegar. Only apples of good quality and of desirable varieties should be sold.

Why not encourage more people to cut down trees of undesirable varieties. Surely there is no profit in them and they are just using up that much space.

We think also that our fairs and shows should cut down on the number of varieties on which premiums are offered. Why continue to encourage the growing of undesirable varieties. The only reason we can see for it is that someone may like to show off his horticultural knowledge by being able to name about a hundred varieties of apples. Only a few years back we can remember the County Fairs offering premiums on from 18 to 20 varieties of potatoes. Potato growers have taken a step forward and are now confining their production to not over 5 varieties. Apple growers should follow suit.

We've heard of the height of this and the height of that, but the height of politeness, we insist, is the following sign:

Kindly keep your Hands Off This Wire. It Carries 20,000 Volts. Thank you!

An Outstanding Contribution to Horticulture in 1929

R. H. ROBERTS

AN IDEA which profoundly affects established practices or customs or thinking is generally new for several years. This is true of our present "outstanding contribution"—its value and influence upon horticulture is only dimly seen at present, but nevertheless certain.

A new idea is commonly only new or of interest to the individual who has just experienced it. Occasionally, however, a real contribution is made to knowledge and understanding. Such an event occurred a few years ago when some Government botanists at Washington discovered that factor affecting plant growth which has been named photoperiodism. The name photoperiod refers to the length or duration of sunlight during the day. Thus a short winter day is a short photoperiod condition and a long summer day is a long photoperiod. This discovery explains why some plants blossom or become reproductive only in the summer time and others blossom or become reproductive in the winter time. Thus it is said that some kinds are "long day" plants and others are "short day" plants.

At this season of the year the house wife is particularly proud of her Christmas cactus or the rest of us enjoy seeing the brilliant poinsetta from the flower store. The reason that we see these plants in blossom only at this time of the year is because they will form blossom buds only in days with long nights. If you want to surprise your neighbors with something which they never saw before, just have your Christmas cactus blossom in July or August. This can be accomplished by giving it darkness for sixteen to seventeen hours every day for a few weeks before you desire the blossoms to form. Having this plant to blossom in the summer season would make it a candidate for the "Believe it or not" section of the newspaper.

Why is it difficult to get sweet peas to "set" in the winter time? Do plants fruit only to reproduce themselves? The answer to these questions is discussed in this article.

People who move from the south to northern latitudes miss the fall flowers to which they are accustomed, for example, the beautiful orange blossomed Klondike Cosmos. Plants of this type form blossoms only when the sunlight period is less than approximately twelve hours. As a consequence they are killed by fall frost in the northern states before they blossom, unless grown in the greenhouse. Most varieties of Chrysanthemums belong to this same class. They require rather short daylight periods to induce blossoming. In the case of this plant, however, some of its varieties, at least, are much affected by intensity of light so they blossom earlier in the fall when grown in partial shade, as on the north side of buildings.

On the other hand, many plants become reproductive only in the summer time when the days are long or when the natural day light is supplemented by the use of electric lights. The common Golden Glow of the back yard is an example of a long-day plant. The Golden rod is another. Many hay fever patients may doubtless wish that this as well as Rag-weed were naturally short day species and frost prevented them from blossoming. Unfortunately for these parties they are not, but each fall they respond to summer sunshine by producing much pollen.

Turning to the crops of agricultural value we find many of these are very decidedly long day plants. Among these are wheat, oats, barley, rye, and sweet clover. These crops will not mature seed except under long day conditions. For example, wheat which is kept under short day conditions during the summer produces weak heads which fail to mature, stools out again and forms one or more crops of abortive heads without ripening any kernels. As we always have long days in the summer time, we are not much worried about whether these crops show photoperiodism or not. The fact remains, however, that the harvesting of a crop from these plants is wholly dependent upon the fact that they flower under long day conditions.

Soy bean varieties vary in their response to light. The so-called early varieties are long day plants; the late varieties are more nearly short day plants, needing the waning summer days to induce blossoming.

Many vegetable crops are affected by light conditions. For example, spinach goes to seed if planted late. This is because our common varieties are long day plants. An Australian variety remains in foliage all summer and blossoms only in the fall. So-called summer radishes show a similar response to length of day, whereas the early varieties tend to produce only seed stalks in mid summer unless grown under vary high nitrogen and moisture conditions.

The greenhouse man has trouble getting sweet peas to "set" in the winter time. With this plant even a relatively small amount of added electric light generally results in good flowers. From these last two cases it is

apparent that some plants are as responsive to other environmental conditions as to photoperiod. In fact, some plants appear to be insensitive to photoperiod even though the intensity of light may greatly affect their growth. The common tomato varieties appear to be like this. In such cases the available nitrogen content of the soil has a marked effect upon reproduction. This indicates that the plant blossoms in response to its environment and is contrary to a prevalent conception that "the plant fruits in an attempt to reproduce itself."

The discovery of photoperiodism has opened up a new approach to many experimental problems, aside from the use of this method in a study of the fundamental principles of reproduction. Some of the practical questions being studied at present are the securing of better forcing varieties of radishes and tomatoes and the effect of photoperiod upon seed potato stock. The radish is so responsive to length of day that the present varieies are not satisfactory for mid-winter production in the greenhouse.

While the tomato does not show photoperiodism, the amount and intensity of light in the dull days of winter result in poor setting of fruit. This trouble can apparently be gotten around by breeding work based on the light needs of this plant.

It is at once apparent that the more successful we are in securing a variety that fits a particular cultural need, the less value it will doubtless have for a different environment. This condition does permit, however, of solutions of special problems.

Some potato varieties as Triumph are much affected by the length of day in the time and amount of tubers matured. The particular question being studied, however, is the effect of this condition upon the growth of seed potato stock. Early results indicate that tubers developed in the short days of the fall are a much better seed source than tubers maturing in the long days of mid-summer.

The general and profound influence of photoperiodism upon plants caused us to nominate this discovery as an outstanding contribution to horticulture. We shall be happy if this discussion has at all removed any of the mystery surrounding some of the "funny things" that plants do and has given any better understanding of their functioning, or aroused a deeper interest in learning more of the principles of plant growth.

BEEKEEPERS JOIN COOPERATIVE MARKETING ASSOCIATION

AT THE annual convention of the Wisconsin Beekeepers Association held at Milwaukee, December 5–6, the association voted to join in a national honey pool to better market the honey crop. Thru this pool it is hoped that honey may be so distributed as to prevent a surplus on any particular market, thereby obtaining the best prices. The general plan is to join the Mountain State Honey Producing Station which has had a very successful career. Mr. A. Kosnes, Boise, Idaho, was present and outlined the work of this organinzation of which he is manager.

The plan had previously been fully endorsed by the new Commission of Agriculture, Mr. Chas. Hill, Wm. Wm. Renk and Mr. H. M. Knipfel. It has also been endorsed by the Federal Farm Board. Mr. Knipfel appeared at the meeting endorsing the plan and also promising the aid of the department in putting the project into effect. Mr. James Gwin will take charge of the organization work in this state.

The new commissioners of the Department of Agriculture and Markets have shown that they are in favor of sound cooperative marketing policies. They are not in favor of helping cooperatives that are fighting each other.

CRANBERRY GROWERS HOLD INTERESTING CONVENTION

CLAIRE S. SMITH

THE 43rd annual winter session of the Wisconsin State Cranberry Growers Association was held at the Realty Hall, Wisconsin Rapids, December 4th. Following the President's address, Mr. E. L. Chambers, State Entomologist, favored us with a very instructive talk.

A paper of especial interest to growers at this time was given by Mr. C. L. Lewis, Jr., Beaver Brook, on planting vines in sand. Wisconsin growers haul sand on their bogs during the winter months so those expecting to plant new acreage in spring must prepare beds now, if sand planting is favored. Some growers contend that planting in muck or peat and sanding the following winter lessens the chance for weeds to get started.

Miss Lucetta Case, Warrens, told of her experiment with fertilizers and the effect on production and quality of cranberries.

Mr. Albert Hedler, Phillips, spoke on the Eastern raking machine and its possible application to Wisconsin hogs.

Mr. John O'Brien of the Mutual Employees Company, Wausau, explained some very important points in the matter of insurance.

Following the business meeting was a 6:30 banquet at the Wither Hotel. The remainder of the evening was spent in dancing.

Officers for the ensuing year are A. B. Scott, Warrens, president; Herman Gebhardt, Black River Falls, vice-president; to succeed Cap. Nash, resigned, and Miss Claire Smith, Wisconsin Rapids, Secretary and Treasurer.

The Spray Program for Apple Scab

G. W. KEITT



Fig. 1—Suitable Stages for Pre-Blossom Spraying. The clusters, from left to right, show suitable stages for the "delayed dormant", "pre-pink", and "pink" sprays.

SCAB control continues to be one of most serious problems of the Wisconsin apple grower.

More than most diseases, scab varies with weather conditions, especially in the critical pre-blossom period, when it is difficult to keep the rapidly growing leaves and buds covered with spray. If warm weather hastens development through this period and there is little rain to permit infection the disease is readily controlled. If, on the other hand, cold weather retards development in this stage and rains furnish favorable conditions for infection scab outbreaks are likely to be very severe and difficult to control. Since the type of season which will develop cannot be foretold, the best way to insure successful control of scab is to use a spray program that will provide protection throughout the season.

The spray to use. For some years the Department of Plant Pathology of the University of Wisconsin has conducted comparative studies of the various spray materials commonly used for scab control. The studies have included orchard spraying and laboratory and greenhouse work, and have dealt with Bordeaux, mixture, liquid and dry lime-sulphur, and various copper and sulphur dusts and wettable sulphur sprays. Many formulas, concentrations and combinations have been tried. Of all the materials studied the lime-sulphur has given the best average results. Its most serious defect under Wisconsin conditions seems to be its liability, in rare cases, to cause "burning" of the fruit if very hot clear weather occurs at the time of application or soon after. The period of danger of fruit "burning" usually begins about three weeks after petal-fall and extends to mid-August.

Though fruit "burning" from lime-sulphur rarely occurs to a serious extent in Wisconsin, the danger should be recognized, and lime-sulphur should not be applied to apples in very hot clear weather or when such weather is in early prospect. At such times a milder spray of a wettable type of sulphur may be substituted. Certain growers have reported good results from dry lime-sulphur for this purpose, using three or four pounds to 50 gallons with the same amount of hydrated lime.

Since fruit "burning" has occurred so rarely in our spraying work we have little experimental data on this question.

The pre-blossom program. If thorough protection is desired the first spray should be applied in the early "green tip" stage shown at the left in figure 1, and additional treatments should be given as necessary to keep up the protection. Commonly three treatments applied at the stages shown in figure 1, will give sufficient protection in the pre-blossom period. In cold wet springs an additional treatment should be made between the stages shown at the middle and right of figure 1. If only two pre-blossom applications are made they may be applied at the stages shown at the middle and the right.

The after-blossom program. For all varieties the calyx application should be made, beginning when about three-fourths of the petals are off, and

(Continued on page 157)



Ready for "Calyx" Spray.

Plant Premiums for Members

Plants given for Memberships Paid During January, February and March

PLANT premiums having a retail value of from 75¢ to $1.00 will again be given this year for all new members and all renewals paid during *January, February,* or *March.*

Individual Members

Individual members paying one dollar per year membership dues or $1.50 for two years may select any plant premium which will be sent to them during the planting season, postpaid.

Local Club Members

Members of all local societies and clubs affiliated *directly* with the State Horticultural Society should pay their dues to their local secretary to whom they should also give the number of the premium and variety of plant desired, together with *15¢ to cover the cost of postage and wrapping* which the Horticultural Society is paying each nurseryman. Membership fees for such affiliated club members are **40¢** per year per member. Membership in this case will *not be extended,* but will be for one year from the date received. The dues of an entire club should be sent in at one time whenever possible.

Garden Club Federation Members

Members of garden clubs affiliated with the State Garden Club Federation should pay their fees and give choice of premium to their local garden club secretary who should send them to Mrs. A. W. Sperber, Hales Corners, secretary of the Federation.

See special instructions under the Garden Club Federation News.

During the month of January one choice will be sufficient. During February and March we suggest you give a second choice as some offers may be exhausted.

SPECIAL PREMIUMS MEMBERSHIP CONTEST

To the person sending in the greatest number of new individual members, at $1.00 each, before April 1st the following special premiums are offered.

1. By the North Star Nursery Co., Pardeeville, Wis. A Waukegan Juniper (Juniperus horizontalis Duglasi 24–30 in. spread, ballad and burlaped. Value $8.00. Freight paid by Horticultural Society.
2. By W. A. Sisson, Rosendale, Wis. One new Walter F. Miller Peony (Wettengel 1928) Deep rose. Value $25.00.

For 2nd, 3rd, 4th and 5th prizes

We have several valuable additional prizes offered in this contest. In order that the winners may receive prizes they can use to best advantage we will give them in this way:

The person sending in the second largest number of new members may choose any TWO of the following premiums, and the winner of third prize, fourth prize, and fifth prize may choose one each from the remainder of the list, in consecutive order. Shipping charges will be paid by the Society in each case.

1. Baker Nursery Co., Fond du Lac, Wis.
   5 Kentucky Coffee Trees (Gymnocladus Canadensis) 6 to 8 feet.
2. H. B. Blackman, Richland Center, Wis.
   25 Minnesota No. 223 Red Raspberry plants. The new variety that looks better than Latham.
3. H. C. Christensen, Oshkosh, Wis.
   Clematis recta.
4. Coe Converse and Edwards Co., Fort Atkinson, Wis.
   1 Norway maple 5–6 feet. Express pd. by Society.
5. W. A. Dana, Stonecrest Gardens, Eau Claire, Wis.
   100 gladiolus bulbs.

Premium No. 1

THE AMERICAN FORESTRY CO.
Pembine, Wis.

American Arborvitea, 18 inch. B. & B.
Premium: 3 trees.

Premium No. 2

BAKER NURSERY AND SEED CO.
Fond du Lac, Wis.

Baby's Breath (Gysophila) Perennial.
Premium: Four plants.

Premium No. 3

H. B. BLACKMAN
Richland Center, Wis.

100 gladiolus bulbs, labeled; Mary Pickford, cream and white; Anna Eberius, purple; E. J. Shaylor, pink; Crimson Glow, red; Purple Glory; Los Angeles, light pink; Mrs. Leon Douglas, pink; Two new red varieties.
Premium: 10 bulbs.
Lillum Elegans, blooming size.
Premium: 3 bulbs.
Hydrangeas—either P. G. or A. G. 18-24 inches.
Premiums: 3 shrubs.
Spirea Van Houtti.
Premium: 2 shrubs.
Delphiniums.
Premium: 5 plants.
Latham red raspberry plants.
Premium: 10 plants.
Mastodon strawberry plants (everbearing).
Premium: 5 plants.

Premium No. 4

H. C. CHRISTENSON
Oshkosh, Wis.

Regal Lilly bulbs, blooming size.
Premium: 3 bulbs.

Premium No. 5

THE COE CONVERSE AND EDWARDS CO.
Ft. Atkinson, Wis.

White Meehans Mallow.
Premium: 3 plants.
Strawberry Plants, Premier, Gibson, Finch.
Premium: 25 plants.

Premium No. 6

W. A. DANA
Eau Claire, Wis.

Gladiolus bulbs.
Premiums: 1 dozen bulbs.

Premium No. 7

FITCHETT DAHLIA GARDENS
Janesville, Wis.

A dollar in Dahlias. Our selection. Each root labeled and listed in our catalog at $1.00.

Premium No. 8

FLORIADALE GARDENS
Fort Atkinson, Wis.

The following varieties of gladiolus bulbs: Lacinatus; Baron J. Hulot; Orange Glory; Panama Pink.
Premium: Choice of 5 bulbs including one Lacinatus, value 20c.

Premium No. 9

JOHN HAUSER
Bayfield, Wis.

Incarvillea, or hardy gloxinia, 2 yr. old.
Premium: 3 plants.

Premium No. 10

KELLOGG'S NURSERY
Janesville, Wis.

Peony roots, blooming size, our selection of varieties in red, pink or white.
Premium: 1 root value $1.00.

Premium No. 11

MENOMONIE-EAU CLAIRE NURSERY CO., GEO. M. MOSEMAN
Eau Claire Wis.

Mixed glads—Premium: 10 bulbs.
Mixed dahlias—Premium: 2 roots.
Iris—by color—Premium: 3 rhizomes.

Premium No. 12

W. J. MOYLE AND SON, WISCONSIN NURSERIES
Union Grove, Wis.

Clematis paniculata, blue, red or white. Dutchman's Pipe, Scarlet Honeysuckle, Persian Lilac, (double white, red or purple), Hills of Snow, Red Weigela, Spirea, red or yellow, Japan Quince, Golden Bell, or red leaved Barberry.

Premium No. 13

DR. A. J. NELSON
Stoughton, Wis.

Gladiolus bulbs, named varieties.
Premium: 4 bulbs.
Dahlias, named varieties.
Premium: 1 root, value $1.00.

Premium No. 14

THE NORTH STAR NURSERY CO.
Pardeeville, Wis.

Cutleaf Elder, 2–3 ft.; Spirea Anthony Waterer, 12–18 in.
Spirea V. H. 2–3 ft.; Purple Lilac, 2–3 ft.
Premium: 1 shrub.

Premium No. 15

POLTL BULB FARM
Hartford, Wis.

Dahlia divisions, named varieties. Large flowering types, any color.
Premium: 2 roots, value 50c each.

Premium No. 16

W. A. SISSON
Rosendale, Wis.

Peony roots, named varieties, any color.
Premium: 1 root, value $1.00.

Premium No. 17

W. A. TOOLE
Baraboo, Wis.

Anchusa italica, Dropmore variety.
Aquilegia long spurred hybrids.
Delphiniums.
Coreopsis Lanceolata.
Shasta Daisy Alaska.
Dianthus-caesius, deltiodes, plumarius.
Gaillardia grandiflora.
Hollyhock, double or single.
Linum perenne.
Lupinus polyphyllus.
Lythrum roseum.
Nepeta mussini.
Papaver orientale.
Pentstemon bar. tor.
Iris-Afterglow, Juniata, L. A. Williamson.
Monsignor, Mrs. Alan Gray, Mme. Chereau.
Prosper Laugier, Quaker Lady, Rhein Nixie.
Sherwin Wright, Walhalla, Siberica Orientalis.
Hardy Phlox, field grown plants, following varieties:
B. Compte, Beranger, Eclaireur, Flora Reidy, Koenigshofer, LaVague, Milly von Hoboken, Rheinlander, Riverton Jewel, Rosalind, R. P. Struthers, Siebold, Von Lassburg, W. C. Egan, Widar.
Pyrethrum roseum.
Rudbeckia purpurea.
Salvia azurea gr.
Saponaria ocymoides.
Sedum-album, ewersli, sarmentosum, spectabile, lydium, stolonifera.
Statice latifolia.
Tunica saxifraga.
Premium: 3 large plants, your choice.

Premium No. 18

WATERLOO FLORAL GARDENS
Waterloo, Wis.

Gladiolus bulbs.
Varieties: Le Marshal Foch, A. B. Kunderd, Jewell, Ming Toy, Apple Blossom, Fairfax Scarlet Princeps, Cracker jack, Bengal Tiger, Elf, Peace.
Premium: 6 bulbs.

Premium No. 19

TERRELL'S AQUATIC FARMS AND NURSERIES
Oshkosh, Wis.

Japanese Barberry, 12 to 18 in.; Coral-Berry, 12 to 18 in.; Wild Frost Grape, 2 year vines; Sweet Elderberry, 12 to 18 in. Premium: Choice of 1 shrub or vine.

Flowering Water Plants

Blue Water Iris; Wapata (Arrowhead). Premium: Choice 3 roots or bulbs.

Pink Swamp Loosestrife

Premium: 1 plant.

Evergreens

White Cedar (Arbor Vitae) 12 to 18 in.; Prostrate Juniper, 6 to 10 in. spread. Premiums: Choice of 1 tree.

INTERESTING ITEMS FROM NORTH DAKOTA

A. F. YEAGER
Secretary

We are asked if tree trunks may be painted with white paint in place of whitewash to prevent sunscald. Paint is not safe to use on tree trunks. Sometimes it does no damage but in other cases the oil seems to penetrate the bark and kills the cambium layer, with the result that the bark dies and comes off.

The following is a good formula for tree whitewash: 50 lbs. hydrated lime, or 38 lbs. quick lime, carefully slacked; 1 lb. common table salt, 1 pint molasses; 3 oz. ground alum; 10 gallons hot water. This is mixed by dissolving the salt and alum in the water, then adding molasses and pouring this on the lime.

From the Ohio Experiment Station comes a suggestion that Glad bulbs should be treated in the fall before storing, with corrosive sublimate or some other disinfecting solution. Fall treatment is suggested because many of the bulb diseases may continue to develop thruout the winter if this is not done. Glad bulbs which have been pulled and stored in a dry place should now have the tops in condition so that they will separate readily from the bulb. Our practice is to break off the tops at this time, as well as the old corm, and put the bulbs of each variety in a paper bag which is properly labeled. If kept in a cool dry place they will not require further attention until planting time.

There are a great many people who are putting up greenhouses made almost entirely of hotbed sash. A house constructed of these is easily erected by most anyone, and one of a size 11 x 30 feet with a hot water heating plant installed would not require the expenditure of much over $300.00, according to the Massachusetts Experiment Station.

HISTORY OF APPLE VARIETIES

(Continued)

DELICIOUS. Originated on the farm of Jessie Hiatt at Winterset, Iowa a little more than fifty years ago. The original tree is said to be still standing and bearing fruit. It was discovered by the late Clarence M. Stark early in the nineties, and immediately propagated and introduced by the Nursery Company of that name. It is probably the most widely planted variety of recent times.

STARKING (RED DELICIOUS). This variety originated as a bud sport in the orchard of Louis Mood, near Monroeville, New Jersey, being introduced by Stark Bros. Nursery in 1925. The tree on which this bud sport appeared was a Delicious tree, and this limb was one of four or five main limbs of the tree. It attracted attention because the fruit of this branch developed marked color two or three weeks before the other apples on the tree.

GOLDEN DELICIOUS. This variety originated as a seedling on a steep mountain side in Clay County, West Virginia, the owner being Mr. A. J. Mullins, Odessa, West Virginia. This tree stood among a number of old seedling trees, its fruit attracting attention as compared to the balance. The variety was introduced by Starck Bros. in 1915. The parentage of the tree is unknown, but many think it has Grimes Golden ancestry on one side at least.—From Virginia Fruit.

(To be continued

Nosey Old Gent: "What are you doing, my little man, fishing?"

Disgusted Boy: "Naw. Drowndin' fishworms."

Fertilizers for Strawberries

STANLEY JOHNSTON
Michigan

THE material presented in this paper has been derived almost entirely from the results of experimental work by the Michigan State College, the application of these results in the field, and from the experiences of the most successful strawberry and raspberry growers in southwestern Michigan.

This paper was presented by Mr. Johnston at the annual convention of the Society at Oshkosh. It presents the latest information available on the subject of fertilizers for strawberries which our growers are particularly interested in at this time. By using the correct fertilizer, a great deal of money may be saved. Often times we apply plant food that the plant does not need. This is expensive and does no good.

The Strawberry

The three most important requisites with regard to the nutrient supply of the strawberry are as follows; good soil texture, an abundance of moisture, and a readily available supply of plant food.

Good soil texture cannot be had without an abundance of humus in the soil, and without good soil texture the bacterial and chemical action in the soil is greatly retarded while the water holding capacity is greatly reduced. The strawberry plant requires an enormous amount of water, especially during the period from blossoming to the maturity of the fruit.

Successful strawberry growers are becoming more convinced that it is necessary to start adding humus to the soil two or three years in advance of planting. Two ways of doing this are available, namely, by the application of farm manures or by plowing under green manure crops.

Farm manures are still the best general purpose fertilizer for strawberry plantations. Aside from adding humus to the soil they also add considerable quantities of plant food. They are rich in nitrogen which is the most essential element in strawberry production. From 10 to 20 tons per acre is considered sufficient on the average soil. Only one-third to one-half as much poultry manure should be used as it contains more quickly available nitrogen. If used as a top dressing one part of the poultry manure should be mixed with two or three parts of dry soil so that it will spread more evenly and also prevent burning the foliage. Coarse, strawy manure should not be used the spring the plants are set. A better plan is to apply such manure to the crop the year previous so that it will be well-rotted by planting time. Well-rotted manure may be applied in the spring while the soil is being prepared for planting.

Very often the strawberry grower does not have farm manures available. It is then necessary to use green manure crops for the addition of humus to the soil. Leguminous cover crops such as clover, vetch, beans, peas, and alfalfa are most desirable as they add some nitrogen to the soil. Clover is a deep-rooted plant and leaves the soil in splendid condition for strawberries. On light soil, rye and vetch is a very satisfactory soil building combination and is used extensively in Michigan. Rye and vetch can be seeded between corn rows at the time of the last cultivation, or it can be used following early crops. A slow growth is made in the fall but a very heavy growth in the spring. One bushel of rye and twenty pounds of vetch per acre are used. A combination of one bushel of oats and a peck of buckwheat per acre is sometimes used. This is an especially good mixture for an orchard cover crop. In some localities soy beans and cowpeas are satisfactory green manure crops. Alfalfa is a good crop to precede strawberries although it is sometimes difficult to kill out the alfalfa roots after the strawberry plants are set. The more permanent nature of an alfalfa planting also restricts its use somewhat in the strawberry rotation.

If a rotation of crops is followed the land should be kept in clover for one or two years. A cultivated crop such as corn or potatoes should follow, and the strawberry plants should be set the next spring.

A deficiency of nitrogen in the strawberry plant is attended with a slowing down of growth to the point where unprofitable crops will be produced. Too much nitrogen usually results in excess runner growth at the expense of fruit bud formation. Accordingly it behooves the strawberry grower to make a careful study of his own soil with particular attention to the supply of available nitrogen.

Many soils have enough of the essential plant nutrients to produce satisfactory crops of strawberries. The results of experiments and the observations of successful growers indicate that very often the application of commercial fertlizers will not prove profitable. The amount of humus in the soil, its water holding capacity, and the cultural care that the plants receive are often the most important factors. On the other hand, however, there are some soils that will benefit by the judicious application of commercial fertilizers.

The growth and appearance of the strawberry plants is the best index as to whether or not they have sufficient plant food. If the number of runners produced is small and if the color

of the foliage is a light green there is probably a lack of nitrogen in the soil. In cases of extreme nitrogen starvation the leaves may become reddish or purplish in color. This coloring of the foliage, however, must not be confused with leaf spot or drought injury. On the other hand, if the plants are making a satisfactory growth and the leaves are dark green in color there probably is no need for the application of commercial fertilizers.

If it is apparent that the soil needs commercial fertilizers the greatest benefit will be obtained if they are applied the first year the plants are set. In fact, some growers make the heaviest applications on the crop grown previous to setting the strawberry plants. The fertilizer is sometimes broadcast at the time of the last working of the soil before setting. It is probably better to apply the fertilizer as a side dressing about two weeks after the plants are set. If the soil is already in a good state of fertility the fertilizer should not be used the spring the plants are set, for if it is applied a very rank runner growth is likely to result at the expense of fruit bud formation which, on June-bearing varieties, takes place in the fall. If only one application is considered necessary it should be applied about the first of August. Such a practice usually results in many more flower clusters being formed.

Slight increases in yield have sometimes been obtained by the application of nitrogen the spring of the fruiting year. However, the increases in yield are not usually great enough to pay for the fertilizer used. There is also a very serious disadvantage in that the fruit is usually larger and softer so that the berries are in poor condition to market. If a strawberry plantation has been growing under adverse conditions the first year it will show a greater response to fertilizer applications the spring of the fruiting year.

Preparing the land thoroughly and setting the plants as early as possible is of great importance in giving the strawberry plantation the proper start. Plants that are properly handled and set early will establish more runners early in the season. Dr. Shoemaker of the Wooster Ohio Experiment Station has shown that early-rooted runners are much more productive than those rooted late in the season.

The following general recommendations for the use of commercial fertilizers in growing strawberries are taken verbatim from Special Bulletin No. 182 (Michigan State College) "Strawberry Growing in Michigan" by R. E. Loree.

1. Superphosphate (acid phosphate), 500 pounds per acre applied in the spring when preparing the soil for planting.
2. Ammonium sulphate, 200 pounds per acre applied as a side dressing two weeks after the plants are set, and 200 pounds per acre about August first.

The strawberry grower should do some experimental work on his own soil with these materials recommended. It may be possible that his soil has sufficient humus and is fertile to such a degree that these applications may not be necessary or that they may be used in different amounts. It is not possible to make fertilizer recommendations that will apply to all soils and all conditions without making considerable change in the recommendations. Such materials can be recommended that in a majority of tests have proved to be beneficial. The finer details for each particular strawberry plantation must be worked out by the individual grower.

Witness: "No, Doctor—the driver of the auto slowed down to let the street car have the right of way—and the motorman fainted."

MUCH OF STRAWBERRY CROP PUT IN STORAGE

MORE than 100,000 barrels of strawberries were packed by the "cold-pack" or "frozen-pack" method in 1928, according to George M. Darrow, senior pomologist of the United States Department of Agriculture. This amount is the equivalent of 4000 to 5000 carloads of fresh berries in crates, he says.

Handling strawberries in this way is the outstanding development of the industry in recent years, Mr. Darrow says. The fresh berries are packed in 50-gallon barrels, usually with one part sugar to two or three parts berries, and placed in storage at a temperature below freezing. Packed in this way they are like fresh berries when ready for use.

Preservers have found that a better preserve can be made from cold-packed berries than from berries fresh from the field.

Also because preserved berries deteriorate after a time, cold packing, and storage offer a remedy for this difficulty by making it possible to put up preserves as they are needed. Furthermore, the preserves can utilize their preserving plant the year through instead of for a brief period of a few weeks at the strawberry season.

A still newer development, Mr. Darrow says, is the cold packing and storing of both strawberries and raspberries in small containers for home use. Several million packages were handled by the cold-pack method this year.—From *The American Fruit Grower.*

Farmers Bulletin No. 702 is entitled "Cottontail Rabbits in Relation to Tree and Farm Crops." If you are troubled with them, as you quite likely are if you are trying to raise trees, I suggest that you get a copy from your Congressman at Washington or directly from the U. S. Department of Agriculture.

Federal Farm Board Aids Cherry Growers

(From Sturgeon Bay Advocate)

THE granting of a government loan of $720,000.00 to the local fruit growers organizations opens the way for the largest deal ever made in the cherry business. Mr. H. Ullsperger and M. B. Goff, according to the telegram received here last Saturday from the Federal Farm Board, were completely successful in their appeal for assistance in stabilizing cherry prices. The loan is to be used for the construction or purchase of cherry canneries in Michigan and for needed additions to Door County plants. The Michigan plants will be acquired in conjunction with the Michigan Cherry Growers Co-operative Association of Traverse City, Michigan and the Door County organizations, are to be operated by our local Fruit Growers Canning Company and Door County

Door County an Example

A very comprehensive brief was filed with the Farm Board by the local men, setting forth complete figures on the history of the local companies, and discussing the national problems of cherry marketing most thoroughly. During the four days of discussion with the Board and its investigators it was established beyond question that the Sturgeon Bay organization is the logical basis on which to build a national cherry co-operative marketing company which will quickly have control of more than half of the tonnage of the United States. The Farm Board, therefore, approved the formation of a company for the acquiring of Michigan plants, and agreed to tentative plans for the formation of a national cherry sales corporation.

Southern Michigan Growers Also Assisted

Part of the plan of the Farm Board includes the development of a separate grower controlled string of canneries in Southern Michigan for the handling of the mixed tonnage of peaches, raspberries, plums, grapes, apples and cherries of that section. For this purpose the large sum of $1,200,000.00 was made available, to be drawn on as fast as the Board's requirements are met, and to be used for the purchase or construction of canneries and packing houses in this section. It is proposed to call the southern Michigan organization, "Great Lakes Fruit Industries, Inc."

Close Relationships to be Maintained

Under terms of the loan both groups will unite in a combined selling organization, thus placing the cherries of Wisconsin and both northern and southern Michigan under one central sales management, controlled completely by the cherry growers. Likewise in the purchase of growers supplies economics are expected to be secured through the combination of the large tonnage of both states.

Terms of Loan Lenient

Under terms of the loan, repayments need not be made until after the second crop season following receipt of the money, and then at the rate of 1/10th annually. Interest will be approximately 3½%. The loans also require that the organizations must maintain their co-operative character, must carry on advertising campaigns and must operate in close co-operation with the Federal Farm Board.

ORCHARD PROGRAM FOR DOOR COUNTY

COUNTY Agent B. F. Rusy in cooperation with Prof. E. J. Delwiche of the State Experiment Station in Door County staged a very successful Farmers' Week at the Courthouse at Sturgeon Bay December 2–6.

The first two days were devoted to orchard problems. Prof. R. H. Roberts spoke on "New Ideas in Pruning", Prof. A. A. Granovsky on "Control of Cherry and Apple Aphids", Prof. G. W. Keitt on "Relative Value of Different Spray Mixtures", G. C. Oderkirk on "Mouse Control in Cherry Orchards". Control of leaf hopper on apples and case bearers on cherries was also discussed by Prof. Granovsky and Prof. Roberts gave a second talk on "The report of Soil Moisture Studies in Door County Orchards".

The balance of the week was devoted to a general farm program in which dairying, poultry feeding and farm crops were considered. For those who came from a distance, cots were available in the courthouse to stay over night.

A free dinner was provided each noon by the Lion's Club, the Rotary Club, Business Men, Chamber of Commerce, Standard Oil Company and Sturgeon Bay High School cooperating.

At the fruit growers section the attendance was reported between 175 and 200 people each day while for the balance of the week the total attendance ran up to 400. County Agent Rusy is to be complimented on the success of these meetings.

A young lawyer, pleading his first case, had been retained by a farmer to prosecute a railway company for killing twenty-four hogs. He wanted to impress the jury with the magnitude of the injury. "Twenty-four hogs, gentlemen. Twenty-four hogs, gentlemen. Twenty-four; twice the number there in the jury box."

"You say you served in France?" asked the restaurant proprietor, as he sampled the new cook's first soup.

"Yes, sir, officers' cook for two years and wounded twice."

"You're a lucky man. It's a wonder they didn't kill you."

Short Course in Home Beautification

A SHORT course of special interest to all members of the Horticultural Society and especially garden club members will be given during Farmers' Week the first week of February at the Wisconsin College of Agriculture.

The program has been arranged by the Department of Horticulture of the College of Agriculture and the topics look very interesting. Prof. J. G. Moore, chairman of the Department, extends a special invitation to all of our members to come to Madison for this week and attend the course.

In addition to the program on Home Beautification there will be an opportunity to take in other programs and hear some noted speakers on Agriculture and Home Economics.

From 10 a. m. until 2:30 p. m. special meetings will be held in Agricultural Hall where men nationally known in agricultural circles will appear on the program.

The course lasts the entire week. Perhaps you will be interested in some of the other topics. If so write to the College of Agriculture, Madison, Wisconsin, and ask for a complete program of the course. The following is the program on Home Beautification:

THE STAFF

F. A. Aust, Professor of Landscape Design; Mrs. Hannah S. Burdick, Instructor in Interior Decoration, Extension Division; Mrs. Frederick Fisher, President Illinois Garden Clubs; G. W. Longenecker, instructor of Landscape Design; James G. Moore, Professor of Horticulture; Huron H. Smith, Botanist, Milwaukee Public Museum; W. A. Toole, Nurseryman.

TUESDAY, FEBRUARY 4

9:00 A. M. Fundamentals of Home Grounds Planting. Illustrated. Mr. Aust.

9.40 A. M. The Home Grounds from a Woman's Standpoint. Mrs. Fisher.

10:25 A. M. Lawn Problems. Mr. Moore.

2:45 P. M. Flowers in Table Decoration. Mrs. Fisher.

3:30 P. M. Arrangement of Flowers in Boquets. Mr. Moore.

4:15 P. M. Round Table Discussion. Mrs. Fisher.

WEDNESDAY, FEBRUARY 5

9:00 A. M. Color Harmony in Floral Arrangement. Mrs. Burdick.

9:30 A. M. Perennials for Home Grounds. Illustrated. Mr. Longenecker.

10:00 A. M. Wild Flowers — Their Place and Desirable Kinds in the Home Grounds Planting. Illustrated. Mr. Smith.

2:45 P. M. Bulbs, Indoors and Out. Mr. Moore.

3:15 P. M. Some New Shrubs for the Home Grounds. Illustrated. Mr. Smith.

4:00 P. M. Question Box. Mr. Moore.

THURSDAY, FEBRUARY 6

9:00 A. M. Winter Care of Plants. Mr. Longenecker.

9:30 A. M. Should We Grow Annuals? Mr. Moore.

10:00 A. M. The Rock Garden, Where and How. Mr. Aust.

2:45 P. M. Rock Garden Plants. Illustrated. Mr. Toole.

3:30 P. M. Rock Garden Plants from Seed. Mr. Longenecker.

4:00 P. M. Round Table on Rock Gardens. Mr. Aust.

MUSHROOMS AND TOADSTOOLS

GUSSOW O'DELL

THIS book is put out by the Division of Botany of the Dominion Experimental Farm, Ottawa, Canada. It is one of the most descriptive books we have ever seen for the price. It contains 274 pages and 128 plates showing the different tpes of mushrooms. The descriptive matter is on the nature, general structure, development and classification of fungii, hints for collectors, fungii as food, suggestions for preparation for fungii for the table, poisoning by fungii and mushroom culture. The price is only $1.00. Address as follows: The King's Printer, Department of Public Printing and Stationery, Ottawa, Canada.

FOREIGN VARIETIES OF GLADIOLUS

DO YOU like to grow plants of foreign origin? Many gardeners like to have at least a few plants of European origin in their garden. Dr. A. J. Nelson, Stoughton, Wis., highly recommends the following gladiolus varieties of foreign selection, which he has grown in his garden and found very desirable. He lists these as outstanding and recommends them to all Glad fans.

Herbstzauber
Imperator
General Kuroki
Paul Pfitzer
Mrs. Van. Konynenburg
Emile Auburn
Heavenly Blue
Gertrude Errey
Lavinia
Maurice Barres
Nimrod
Phaenomen
Sans Pareil
Troubadour
Marechal Fayolle
Mrs. Anna Pfitzer
Veilchenblau
Aida
Ave Marie
Camille Flammarion
Don Sulluste
Paul Cambon
Pasteur
Joukheer Von Tetts
Heliosa
Trudel Grotz
Albatros
Coryphee
Hinemoa
Le Ro Lear
Marmora
Mme. Geo. Boulay
Othello
Paul Deschanel
Pelletier d'Oisy
Roi Albert
Memory of Wm. Pfitzer
Metz
Albert First
Mulhouse
Purest of all
Victor
Wodan
Pfitzer Triumph
Stuttgardia

New Books

MISS HARRIET C. LONG
Librarian

"A Library—Like a Tree—Adds New Leaves Every Year."

THE March number of *Wisconsin Horticulture* contained a list of books on horticultural subjects added to the Traveling Library since the publication of the lists in the April, May, and June 1927 numbers.

Since March the following books have been added to the library and are now available for loan.

Flowers and Lawns

Bahr, Fritz, Fritz Bahr's commercial floriculture 3d. ed. 1929.
Harada, Jiro, The Gardens of Japan. 1928.
Harry, W. C., Manual of floral designing. 1927.
Roberts, E. & Rehmann, E., American plants for American gardens. 1929.
Rockwell, F. F., Dahlias. 1929.
Rockwell, F. F. & Breitenbucher, W. G., Gardening with peat moss. 1928.
Rockwell, F. F., Lawns. 1929.
Rockwell, F. F., Rock Gardens. 1928.
Sawyer, R. V. & Perkins, E. H., Water gardens and gold fish. 1928.
Sherlock, C. C., City and suburban gardening. 1928.
Taylor, Mrs. H. O., Japanese gardens. 1928.
Wilson, E. H., America's greatest garden—The Arnold Arboretum.
Wright, R. L., Gardener's bed book. 1929.

Vegetable Gardening

Stuart, William, The potato—its culture, uses, history, and classification. rev. ed. 1928.
Vick, E. C., Audel's gardeners and grower's guide. 4 vol. 1928.

The Orchard

Auchter, E. C. & Knapp, H. B., Orchard and small fruit culture. 1929.
Smith, J. R., Tree crops; a permanent agriculture. 1929.

Insect Pests

Metcalf, C. L. & Flint, W. P., Destructive and useful insects. 1928.

To borrow these books by mail apply to the Traveling Library Department, Wisconsin Free Library Commission, Capitol Annex, Madison. The loan period is for three weeks with postage prepaid. Those who live in cities maintaining public libraries should apply to their local library, others should write direct to the Traveling Library Department.

The only cost of these books to the borrower is the return postage.

FLOWERS AND FLOWERING PLANTS

A NEW book by Raymond J. Pool, professor of Botany, University of Nebraska, has just been received. The title of the book is "Flowers and Flowering Plants," an introduction to the nature and work of flowers and the classification of flowering plants.

In the author's words, "The book is largely the outcome of a vigorous and constant desire to interest students and others in the essential nature, development, and classification of flowering plants." The volume contains 378 pages of descriptive matter, figures, and drawings.

Some of the interesting chapters are: Structure of the flower; The Work of the Flower; Fruits and Seeds; How Flowering Plants Travel; Classification of Plants; A Bit of Early History; and a description of all the important families such as Mallows, Geraniums, Primroses, Gentians, Phloxes, Snapdragons, Water Weeds, Irises, Orchids, and many others, also, how to collect and prepare specimens. It is published by the McGraw–Hill Book Company, Inc., 370 Seventh Avenue, New York City and retails at $3.50.

Wife (in rage): "What does that powder on your coat mean?"

Hubby (meekly): "Trouble, my dear, trouble."

FORCING RHUBARB IN THE CELLAR

RHUBARB is easily forced in the cellar if space is available. Two-year-old roots are best. They are dug as late as possible and allowed to freeze. It is best to keep the roots in piles and separated by leaves, straw or any other such material. If they freeze together, they are rather difficult to separate.

After the roots have been frozen, they may be removed to the cellar and placed on the floor, buds up. The space between should be filled with soil or sand, kept moist until the crop is over. When a quick crip is desired, a fairly high temperature may be maintained, but it is better to keep the temperature as uniformly near 60 degrees as possible. The resulting crop will continue for a longer period and be more satisfactory. It is well to force a few roots at a time, others being started as needed from the pile outside.

It is necessary that all direct light be kept from the cellar to get the delicate pink shade of forced rhubarb. Blankets may be used to curtain off one corner. Roots that have been used for forcing are usually discarded, being of no further use. It is seldom possible to force rhubarb satisfactorily until after January first. Roots for forcing may be purchased if none are available from the garden.

—From *Horticulture*.

Agassiz tomato, a cross between June Pink and Livingstone Globe, sent out for trial to our members, is being cataloged by Oscar H. Will & Co., Bismarck, this year. This scarlet fruited tomato has been a great favorite with many of our people in the state since its introduction. Among them are our Experimental Substation superintendents. We also know of a grower in Maryland who produces several acres.—N. Dakota Notes.

The Apple Maggot or Railroad Worm

C. L. FLUKE
Wisconsin College of Agriculture

THE apple maggot, or the railroad worm as it is sometimes called, has recently become a limiting factor in the production of apples in certain sections of Wisconsin. For a good many years the insect was never found as a pest in Wisconsin, but it is now causing from twenty to seventy-five percent injury in certain sections. Often fruit that appears perfect at the time of harvest is completely mined within a few weeks after it is on the market.

While the insect is fairly well understood in other localities in the United States and sprays applied in July have given commercial control, these same spray practices under Wisconsin conditions have so far failed to check the insect.

The College of Agriculture is opening a sub-experiment station this next year to make a detailed investigation of the maggot. Most of the work will be done in the Kickapoo Valley orchards at Gays Mills. A complete study of the apple maggot life history will be made so that an efficient and practical control may be recommended for Wisconsin Orchardists.

The railroad worm is becoming serious in Wisconsin. Last spring a group of orchard owners from Gays Mills led by J. J. McKenna asked the Legislature for an appropriation to investigate the control of the maggot. Three thousand dollars has been made available to the Dept. of Entomology for this work. Orchard men should cooperate in every way possible with the Department.

The Life of the Apple Maggot

The insect passes through four main stages in its development, including the egg, larva or maggot, pupa (called puparium in this case), and adult fly. The winter is passed in the soil as puparia. Late spring or early summer the flies begin to come out, but their emergence apparently continues well into early fall. The flies do not lay their eggs immediately; they seem first to feed upon the waxy secretions of the leaves and fruit for two or more weeks. In due time, however, the females insert their ovipositors through the skin of the fruit and there lay their small white eggs. These soon hatch and the maggots bore through the fruit. If infestation is early enough the fruit drops to the ground where the maggots soon complete their development. They then leave the fruit to go into the soil to pupate. Sometimes there is a second generation although this is doubted under our conditions.

Some of the larvae remain over in the soil until the second summer, so that if the fruit is picked up and destroyed it must be done over a period of two years to show any results.

Another peculiar happening is that maggots which develop late in the fall are the last to emerge the next year and those that complete their growth early in the summer are the first to emerge the next year.

The adult fly is a very pretty creature with black bars on the wings and white cross lines on the abdomen. It is very active on warm sunny days but hides quickly when it is cool or the sun goes under a cloud.

Our first problem is to determine the time of emergence of the flies so that the sprays may be put on at the proper time. We hope to accomplish much the first season and will try to keep all orchardists posted as to our findings. We will be glad to hear from you if you think you have the maggot in your fruit—be sure to send us samples.

TEXAS LAND BRINGS $273 AN ACRE PROFIT TO REALTY PROMOTERS

A NET profit of $273 an acre on land originally bought by it for $59 an acre and sold to Wisconsin citizens at $1,252 an acre has been realized by the Progreso Developments Co. of Texas.

Those were the figures offered in testimony by C. L. Malone, Houston, president of the company and vice president of the Guardian Trust Co. of Houston, at a hearing before the Wisconsin Real Estate Brokers' board Wednesday at the city hall.

The Progreso Co. is seeking a 1930 permit to sell acreage in Hidalgo county, Texas, to Wisconsin residents.

A total of 164 Wisconsin persons have bought land from the company, paying a total of about $1,500,000, it was revealed Thursday when 163 of them petitioned that the permit be granted. The hearing closed Thursday noon. A decision will be made in about two weeks.

Appeals to Northerners

The company offered through its attorney to modify its trust deeds to conform to conditions which the board may deem equitable.

C. O. Miles, property manager for the company, explained that the reason only six Texans have bought the land is because the attractions of the warm Texas climate are greater to Wisconsin and Michigan people than to Texans. The reason his company was denied a real estate permit in Ohio, he said, was because "that state won't let firms take money out of Ohio."—Milwaukee Journal.

Wisconsin Horticulture

Published Monthly by the
Wisconsin State Horticultural Society
119 E. Washington Avenue
Official Organ of the Society

H. J. RAHMLOW, Editor
Secretary W.S. H. S., Madison, Wis.
Associate Editors—E. L. Chambers, Mrs. C. E. Strong, Huron H. Smith, C. L. Kuehner.

Entered at the postoffice at Madison, Wisconsin, as second-class matter. Acceptance for mailing at special rate of postage provided for in Section 1103, Act of October 3, 1917, authorized July 15, 1918.

Advertising rates made known on application.

Wisconsin State Horticultural Society

Annual membership fee, one dollar per year. Wisconsin Horticulture and all other publications of the Society are sent to all members.

Send membership fees to the Secretary State Horticultural Society, Washington Bldg., Madison, Wis.
Personal checks accepted.

Please Do Not Send Stamps.

EXECUTIVE COMMITTEE
Ex Officio

President, Vice-President and Secretary
A. K. Bassett.....Baraboo
L. E. Birmingham.....Sturgeon Bay
H. C. Christensen.....Oshkosh
John Hauser.....Bayfield
M. S. Kellogg.....Janesville
James Livingstone.....Milwaukee
Wm. Longland.....Lake Geneva
W. E. Spreiter.....La Crosse
Mrs. C. E. Strong.....West Allis
J. F. Swartz.....Kenosha
H. W. Ullsperger.....Sturgeon Bay

We have just received a letter from a friend from northern Wisconsin who is visiting in the Rio Grand Valley of Texas this winter. Here is what he says. "This is a nice place to be in while it is cold but that is all. I bought a case of grape fruit for $1.25 the other day, about 60 grape fruit in the case; but we pay 4½¢ per pound for our potatoes."

This man is also interested in poultry and makes this statement. "Feed prices are higher than in northern Wisconsin. Eggs are high now but in the summer time go down to 18¢ per dozen. They say it doesn't cost very much for buildings in this country as it is warm but the price of the cheapest lumber is $100 per M. We get ours up North at $40 per M so I don't see where they save anything."

THE NEW YEAR

WE WISH the members of the Wisconsin State Horticultural Society a very Happy and Prosperous New Year.

Horticulturalists have a big part to play in the prosperity and happiness of the people. First of all, it takes an apple a day to keep the doctor away. So for health, we need the apple growers and surely we could not be happy without some of our other fruits at different seasons of the year. Who for instance would want to go through very many seasons without a delicious strawberry shortcake or some cherry pie?

We hear also that vegetables are very essential for health. If the ration is low in Vitamine A a person becomes suceptible to colds and pneumonia. The leafy vegetables are high in Vitamine A. These are beans, carrots, cabbage, chard, lettuce, spinach, squash, tomatoes, etc. Therefore eat vegetables this coming winter for health.

Flowers play a very important part in our happiness. When we have sufficient food to eat and clothes to wear, we look for beauty. Flowers are available every day in the year and will play an important part in the happiness of every true horticulturist in 1930.

"When citizens pay taxes to support paved highways they are paying not merely for so much concrete or asphalt" says the Editor of Better Homes and Gardens in the December issue.

"They are paying also for the scenery along the road and if they are cheated of this scenery they have a right to protest. Those who control the appearance of this landscape along paved highways have an obligation to refrain from making it ugly or depressing. The problem of highway beautification is intimately related to that of home beautification and it is one of the great concerns of civic America."

In 1930 the country will use from 70 to 75 million pounds of cherries according to Mr. H. W. Ullsperger, manager of the Door County Fruit Growers Union. In 1929 the production was approximately 59 million pounds.

Cherry pie is becoming very popular with the public according to Mr. Ullsperger. Canners and packers are placing a superior quality product on the market which is increasing consumption. Cherries are now being bought for home consumption in quantities unheard of years ago.

This is the time of year when you hear a great deal about Texas fruit land. In spite of the fact that many Wisconsin citizens have lost money buying Texas land and in spite of the prediction of the Bureau of Crop Estimates that there will be an over production of citrous fruit, northerners trying to get away from the cold and snow flock to southern Texas and spend some of their hard earned money.

Why not take a trip down there by auto during mid-summer to see the other side of the story. During a few winter months the country may be alluring but that's not the time to buy land. See both sides of the question before you invest.

"How to Grow Roses" by Robert Pyle, J. Horace McFarland and G. A. Stevens has just come to our desk. This is the 1930 edition put out by the Macmillan Company, New York. The price is two dollars.

It contains 32 photographic reproductions of roses and rose work and 32 pictures in color of many of the most beautiful varieties.

We doubt if three men better suited to write a book on roses could have been found than the authors of "How to Grow Roses".

Some of the interesting chapters are: Locating Rose Beds, Planting, Labeling, Care of Roses in Summer, How to Fight

Pests, Protecting Roses in Winter, How to Select Roses, and Roses for Special Districts.

The illustrations describing how to do various kinds of work in the rose garden are especially good.

FERTILIZERS FOR HOUSE PLANTS

IN THE December issue of Better Homes and Gardens we find the question: "What is an Efficient Fertilizer to apply to House Plants?" answered as follows:

"Special" prepared fertilizer. Any of the chemical fertilizers that you use in your garden may be used, or a special fertilizer may be prepared by using one pound of potassium nitrate and one-half pound of acid phosphate. One teaspoonful of this mixture dissolved in a gallon of water and applied every two weeks will keep your plants in healthy growth. Do not give a greater amount than this because it will injure them.

POISON BAIT BEST FOR MICE IN ORCHARD

WE WERE pleased to receive a call from Mr. G. C. Oderkirk, of the U. S. Bureau of Biological Survey, Purdue University, Lafayette, Indiana, in December. He made this significant statement "After many years of experimenting with different methods of mouse control we have found poison bait to be the most effective for mice in the orchard."

Mr. Oderkirk said that over one half million pounds of poison bait have been manufactured at the cooperative stations in the Western orchard sections. About ninety per cent of the world's supply of strychnine is used by the bureau of Biological Survey for mouse control.

We were pleased to have him assure us that strychnine will not harm pheasants, quail, prairie chickens, grouse, and domestic chickens.

Anyone wishing to buy poison bait in 100 pound sacks should write direct to Mr. Oderkirk at the above address. He will telegraph the order to the plant in Idaho, free of charge. The cost is $6.50 per hundred pounds. The freight is about 5½¢ per pound.

The Bureau expects to establish a station in the East next year.

RALPH PETERSON NEW CHIEF DEPT. OF MARKETS

MR. RALPH PETERSON, for a number of years County Agent of Wood County, where he did some very effective work in cooperative marketing, has just been appointed chief of the newly created Division of Cooperative Marketing, organized under the Department of Agriculture and Markets.

"Mr. Peterson will have active charge of merging small cooperatives into large scale marketing organizations", said Mr. H. M. Knipfel of the division of agriculture and markets in discussing the new position.

Fruit growers are making rapid strides in the direction of cooperative marketing. The new department no doubt will be able to do very effective work in the field of Horticulture. We wish Mr. Peterson success in his new position and assure him that he will find Horticulturists a fine group to work with.

ARTICLE ON HANDY ORCHARD LADDER BRINGS RESULTS

The following letter from Conrad L. Kuehner, extension Horticulturist shows that the magazine is bringing results:

"Apparently your Wisconsin Horticulture extends its usefulness beyond the borders of Wisconsin. The article and description of our Handy Orchard Ladder in the July issue was copied by the Fruits & Gardens Magazine and appeared in the November issue of this paper. To date plan requests for this ladder have been received from two provinces in Canada; namely, Ottawa, and Ontario, and from 14 different states outside of Wisconsin: Minnesota, Illinois, Michigan, Ohio, Massachusets, Missouri, Indiana, Oklahoma, New Jersey, Maryland, Oregon, Tennessee, Connecticut and New York. I'd say this is a case where words spoke louder than action.

Good work! Keep it up."

NEW FRUITS IN CANADA

THE Central Experiment Farm at Ottawa, Canada, is breeding some promising varieties of fruits according to W. R. Leslie of Morden, Manitoba in the December issue of the Minnesota Horticulturist.

The seedling McIntosh, the Melba, has a number of the merits of its McIntosh parent. It is earlier in season and decidedly more hardy. A few new varieties of raspberries have also been found. Newman and the Viking are of interest. Both have smooth canes.

At Morden, Manitoba, over 17 thousand apple seedlings have borne fruit and many promising selections are now undergoing second tests.

A large gooseberry of European type has come to light. The fruit is as large as that of "Industry".

The Early McIntosh apple, bred by the New York State Experiment Station at Geneva, is attracting considerable attention according to the American Fruit Grower.

The new variety is a cross between the McIntosh and the Yellow Transparent.

"A McIntosh apple ready to eat in August" is the way the apple is described by Dr. U. P. Hedrick, director of the N. Y. Experiment Station. It is similar and quite equal to McIntosh in flavor and of a very handsome appearance.

STATE GARDEN CLUB FEDERATION NEWS

MRS. R. H. MALISCH, President; Hales Corners
MRS. C. W. VAUGHN, Vice-president; Madison
MRS. A. W. SPERBER, Sec'y–Treasurer Hales Corners

PLANT PREMIUMS FOR GARDEN CLUB MEMBERS

IN THIS issue you will find a list of plant premiums to be given for all renewals and new members paying their dues during the months of January, February, or March.

These plant premiums are worth from 75¢ to $1.00 each. There are also some special prizes to be given to those who bring in the most new individual members at $1.00 each. The new member may also choose a plant premium.

This is a good time for all garden clubs to start their new year and collect their dues. We suggest that each garden club begin their new year in January, collecting dues from each member, whether they paid up during the middle of the year or not. It greatly facilitates the work of the secretary and is much more businesslike. The Plant Premiums will help make this possible.

When plant premiums are given affiliated club members memberships *will not be extended* beyond one year from the date they are received. All garden club fees should be paid to the secretary of the local club who should then send the total amount to Mrs. A. W. Sperber, Hales Corners, Federation Secretary, together with the premium number and the name of the plant desired. After January second choice should be given in each case as some of our premiums may be exhausted.

During the month of January we are quite sure we can give the first premium chosen.

Fifteen cents to pay the cost of wrapping and postage for



mailing the premium should be sent with the selection. This amount is paid to the nurseryman giving the premium.

THE WISCONSIN STATE GARDEN AND FLOWER SHOW

THE second annual State Garden and Flower Show under the auspices of the Garden Club Federation will be held at the Milwaukee Auditorium June 20–21–22. Exhibits will be set up on the 19th.

The above dates were the only ones available at the Auditorium and while a little late, are still in the peony season so that the show should have an unusually large number of peonies, perennials and roses in addition to the exhibits of gardens, shadow boxes, luncheon tables, miniature gardens, window boxes, and commercial exhibits.

During the coming months garden clubs will be asked to appoint their committees to have charge of the different garden club projects in order that these committees may meet at the Milwaukee Auditorium in the near future to discuss plans, rules, and the judging of these exhibits. Tickets will again be given to the clubs for each project put on. These details will be decided in a very short time. A number of new features will no doubt be introduced at the coming show that were not put on at the Loraine Hotel, Madison, last year. Many garden club committees will wish to attend the Chicago flower show to study methods of putting on their project.

FREE LANTERN SLIDES FOR GARDEN CLUB FEDERATION MEMBERS

THE Garden Club Federation at its annual convention voted to pay the annual fee of $12.00 for lantern slide and film service to the Bureau of Visual Instruction of the University of Wisconsin Extension Department for the coming year.

This will entitle any garden club affiliated with the Federation to the use of any sets of slides or films put out by the Bureau of Visual Instruction free of charge on payment of transportation both ways. In the case of lantern slides, this is not very much.

Regulations Governing Service

1. To facilitate the handling of these slides all requests should be sent to the State Horticultural Society, Washington Building, Madison, from where the orders will be telephoned to the Bureau of Visual Instruction, this will save considerable time.

2. Slides or films may not be used for financial profit to any individual.

3. Borrowers are required to pay cost of repair or replacement of slides broken or lost while in their possession.

4. Material borrowed must be returned on schedule time. Expenses due to failure to make correct shipment will be charged to the borrower.

5. Slides must be carefully examined when received and if breakage is found must be reported immediately to the local express office. Parcel post shipment must be insured.

6. Films are also available from this department to local clubs having access to motion picture lanterns. The following is a brief list of some of the slides and films now available. Manuscripts and explanatory matter accompanies the slides.

Be sure to state the exact date on which the material is wanted, so it may be shipped several days before the date of use.

LIST OF SLIDES

	No. of slides
1. Wisconsin Wild Flowers	70
2. Annual Flower Plants	40
3. Beautifying the Farmstead	47
4. Farm Home Grounds. Planting and Care	51
5. Flies and Their Control	53
6. Value of Birds in Relation to Agriculture	51
7. What the Wisconsin College of Agriculture is Doing.	45
8. Birds Versus Insects	93
9. Chinese Agriculture	47
10. Forestry in Agriculture	54
11. Forestry in the Orient	21
12. Japanese Agriculture	36
13. Nature of Plant Disease	44
14. Plant Propagation	49
15. Art of the Wisconsin State Capitol	51
16. Early Indian Life in Wisconsin	43
17. One Hundred Masterpieces of Art	100
18. Home Life in Alaska	37
19. Over Scenic Highways	104
20. Picturesque Alaska	67
21. Picturesque Wisconsin	100
22. See America	91
23. South America and the Antarctic	41
24. Yellowstone National Park N. P.	100
25. From the Black Forest to the Black Sea	84
26. Nature Pictures in Germany	46
27. Picturesque Holland	83
28. Garden Cities of England	57
29. Chinese Agriculture	47
30. Japanese Agriculture	36
31. Korea, Its Scenery and Industries	64
32. English Gothic Architecture	56
33. Color Schemes	65
34. The House Beautiful	50
35. Selection and Arrangement of Furniture	70
36. Period Furniture	19
37. Scenery and Landscape (Highlands, Uplands, Plains, Lowlands, Rivers, Sea coast Landscape Art, European Scenery	253
38. Wisconsin's Contribution to Science, Literature and Art	35
39. Biology (a) Cells, Seeds, Roots, Leaves, Branches, Stems, Buds, Stem Structure, Plant Fibers, Wood Structure, Leaf Structure.)	63
40. Biology (b) (Flowers, Fruits.)	36
41. Biology (c) (Bacteria, Algae, Fungi, Pteridophyta, Protozoa, Metazoa, Parasite Worms, Worms, Echinodermata, Mollusca.)	56
42. Birds Biographies and Life Histories	48
43. Birds and Their Nests	47
44. Birds in Their Season	44
45. Birds vs. Insects	93
46. Canada's Wild Life	58
47. Our Birds	63

MOTION PICTURE FILMS AVAILABLE

	No. of reels
1. Our Daily Bread From the wheat field to the oven—General Electric Co.	1
2. Cedar Camps in Cloudland A strikingly photographed scenic survey of the pole making industry amid the mountains of the North Pacific coast.	1
3. Forests Green or Forests Gray (Fire Protection)	1
4. The Land of the White Cedar Cedar-cutters in Canada and Minnesota.	1
5. Nature's Crop of White Pine	1
6. Out of the Woods (lumbering and camp life)	1
7. Trees of Tomorrow	2



Take up your **Planting Problems** with a firm that is a member of the **National Home Planting Bureau.**

COE, CONVERSE & EDWARDS COMPANY
Nurserymen (Send for catalog)
Ft. Atkinson, Wis.

SURPLUS BARGAINS

100 Good Gladiolus, mixed, At least fifteen varieties, postpaid, $2.15.

Alice Tiplady, Jewell, Souvenir, Glendale, Crimson Glow, Giant Nymph, Carmen Sylva, Le Marechal Foch, Mary Pickford, Scarlet Princeps.

2 for 15 cents; 25 for $1.50

Other bargains this month. Write

WATERLOO FLORAL GARDENS
Waterloo, Wis.

Delphiniums
Peonies **Iris**

Potted annuals for your garden ready for delivery May 1st.

Write for prices and reservations, wholesale and retail.

COOPER PEONY GARDENS
Box 471 **Kenosha, Wis.**

WHITE FOCH

A New Gladiolus

A sport of Le Mar. Foch, pure white with just a tinge of color in throat; acknowledged by all growers to be the best white shown at the Wisconsin State Fair at Milwaukee in 1929.

Send for price list of popular glads.

RAY C. BICKNELL
Ft. Atkinson, Wis.

8. The Land of Cherries---------- 1
   Cherry growing in Door County.
9. Home Gardening ---------- 1
   Proper methods for city and suburban vegetable gardens, and some examples of successful ones.

A great many slides are available on geography and travel from almost every country of the globe, also home economics, natural science, bird life, fish and sea life, insect life, plant life, etc. It will be impossible for us to publish the complete list but will be glad to have a catalog sent to any garden club secretary.

There is such a large list of slides and films that if a lantern is available we feel every club should have one set of lantern slides or films at every meeting. Bring out your members by giving them a good program.

A club may have several sets of slides and rolls of films at a time, but should only be used at garden club meetings.

The rules of the department require each school in a city to pay the $12.00 fee. It is only because garden clubs meet but once a month that all clubs in the Federation are allowed to have the material on one payment.

Special sets on Rock Gardens and other flower subjects will soon be ready.

On December 17th a letter was received from Mr. James H. Burdett, secretary of the Executive Committee, Chicago Garden and Flower Show, Hotel Sherman, Chicago, inviting the Wisconsin garden clubs to take part in the show. We understand that the entries close on January 15th. Copies of the premium list may be obtained by writing Mr. Burdett at the Hotel Sherman.

We also received a letter from Mr. John A. Servas, managing director of Central States Garden and Flower Show to be held at The Chicago Stadium, April 5 to 13, inviting Wisconsin garden clubs to take part in this flower show. He states "We will have exhibits from coast to coast. We already have plans for a wonderful garden from John Scheepers, Inc., New York City, and another interesting garden promised from a group of important growers in California."

We will have more details about these shows in our next issue. Anyone wishing a premium list of the Central States show should write to Mr. John A. Servas at the Chicago Stadium.

THE CHICAGO GARDEN AND FLOWER SHOWS

CHICAGO will have two garden and flower shows this coming spring. The fourth annual show at the Hotel Sherman will be held March 28 to April 5. Another show will be held at the Chicago Stadium and is called the Central States garden and flower show. The dates are April 5 to 13.

Wisconsin garden club members may therefore see both shows by attending on April 4–5–6.

The Illinois Federation of Women's Clubs is cooperating with the Sherman Hotel show while the 87 member clubs of the Garden Club of Illinois will exhibit at the show at the Stadium.

Premiums at the Sherman Hotel show will be given on the following classes: Table decorations, miniature gardens, bouquet in vase or bowl, outside window box, inside window box, sunparlor decorations, flower decorations for interior, garden poster, and arrangement of plant material other than flowers.

We understand the competition is not limited to exhibitors from Chicago but that Wisconsin garden club members may take part. It would be very fine indeed if Wisconsin garden clubs could take some of the prizes.

GARDEN CLUB MAY BE ORGANIZED AS BRANCH OF WOMEN'S CLUB

A LETTER from Mrs. E. C. Haasch of Wauwatosa states: "While we have not yet definitely organized a garden club we have had two very fine meetings on gardening. In the month of January Mr. Huron Smith has kindly consented to come out and give an illustrated talk on rock gardens. The ladies that started these meetings are the Wauwatosa Women's club members and I wish we could have some one talk on the night of January 21st about starting a garden club. We expect a large crowd. The Women's Club has offered us their Club House for a meeting place that night.

The convention at Oshkosh surely was a success from beginning to end."

KENOSHA CLUB HEARS A. M. FULLER

A. M. FULLER, assistant curator at the Milwaukee museum, gave an interesting lecture at the courthouse last evening before a meeting of the Kenosha Horticultural society.

In his talk, "The Zig-Zag Trail of a Botanist in the Southwest," Mr. Fuller told of various plants and vegetations encountered last spring while on a tour for the museum. The plants, many of which were in bloom, he declared were different species of cacti and other desert loving plants. The lecture was illustrated with colored slides.

A program committee consisting of Mrs. Ben Robinson, Mrs. Sutherland and Ralph Pedley was elected. Mrs. F. S. Ripley, vice-president, presided. A report of the State Federation of Garden Clubs' convention, held in Oshkosh last month, was given by Vincent Frantal.

SUM-MER-DEL HAS GUEST DAY

THE Sum-Mer-Del Garden Club held an open meeting in the Congregational Church at Hartland, on November 22. The neighboring Garden Clubs of Waukesha, Oconomowoc, Pewaukee, and Hartland were invited and each member had the privilege of bringing two guests.

Mrs. Maud Jacobs, on the Garfield Park Conservatory Staff, and Chicago Park Board Commission was secured for two lectures, one in the morning and another in the afternoon. Those attending enjoyed a picnic lunch between the lectures.

Mrs. Jacobs proved to be a splendid speaker on garden subjects, and also a leader of discussion on local problems.

Mrs. Jacobs on Succession of Bloom

In her talk to members of the Sum-Mer-Del Garden Club and their guests, Mrs. Jacobs gave the following plans for planting for a wooded lot:

Wild Blue Phlox, a favorite flower with Mrs. Jacobs
Pyrola
Wild Heuchera
Bunchberry
Wintergreen
Partridge berry
Pipsissiwa
Daffodils of Leedsii and Incomparabilis varieties
Scillas
Chionodoxa
Camassia Esculenta

For a succession of bloom, easy for an amateur gardener:

Crocus and Scilla
Early tulips and daffodils with Wild Blue Phlox
Darwin tulips
Iris
Petunias (Rosy Morn)
Marigold
Cosmos
Chrysanthemums or Asters

A succession of bloom for a fragrant garden:

Sweet Rocket or Hesperis
Columbine
Iris (Caprice, Fairy, Florentina Alba)
Nicotiana (White kind)
White Hardy Phlox
Tuberoses

Mrs. Jacobs also gave what she considered the best plants for both garden effect and cutting, beginning with Lilacs, Tree Peonies and Spirea Van Houttii, Mock Orange, Viburnums and Crab Apples, of which the native species is the prettiest, also serve splendidly for cutting and continued good effect throughout the year. In vines she stressed the Climbing roses, Polygonum auberti, or the Silver-Fleece Vine, Wild Wisteria and Lathyrus Latifolia. In annual vines; nasturtiums and Scarlet-Runner Bean.

For earliest plants, Wild Blue Phlox with Clara Butt tulips was stressed. Peonies and iris of course, mentioning pale blue iris planted with the salmon Oriental poppy.

Hardy phlox and delphinium form a substantial portion of a good border for effect, and pyrethrums and feverfew, pinks and day lilies serve two purposes well.

In annuals for both effect and cutting, Mrs. Jacobs named feverfew in cream, bachellor buttons, (which are beautiful with pink shirley poppies), snap dragons, cosmos, candytuft, calliopsis, and zinnias, in mixed colors.

Mrs. Jacobs also spoke freely on cultural methods and discussed local values of plants named.

EVERGREENS
RHODODENDRONS

Broad Leaf Flowering Shrubs

Rhododendrons
2-3 ft. 25 @ $11. 100 @ $35

Select Clumps
2-3 ft. 10 @ $9. 25 @ $20
100 @ $70
Carload lots 550 clumps @ $250

Seedlings
5-18 in. 100 @ $12 1,000 @ $75

Hemlock
Bushy Trees 2-3 ft.
25 @ $10.00 100 @ $37.00
Seedlings 5-18 in.
100 @ $10.00 1,000 @ $85.00

Cedar
Bushy Trees 2-3 ft.
25 @ $12.00 100 @ $45.00
Seedlings 5-18 in.
100 @ $13.00 1,000 @ $90.00
First class stock. Roots packed in wet moss or soil and burlaped. Cash with order, please.

Write for complete Price List

THOMAS ARP COMPANY
Box 536
Elizabethton, Tenn.

GLADIOLUS BULBS
Large Size

4 bulbs each of the following: General Petain, Evelyn Kirtland, America, Nora, Le Merechal Foch, Topaz, Venus, Lily White, Wilbrink, Myra, Peace, Mrs. Francis King.

The above collection prepaid for $2.00.

Mixed Gladiolus bulbs prepaid for $1.00 per 100. Cash with order. Spring delivery.

Catalog of Gladiolus and Dahlias free.

COLUMBIA GARDENS
Cedarburg, Wis.



Success with Your Planting

—depends upon the quality of the trees, plants, vines, shrubs, etc. you buy. You save time, money and disappointment when you get the BEST nursery stock available. Our stock will come to you hearty, healthy, vigorous and true-to-name!

White Elm Nursery

Hartland, Wis.

IT'S NOT A HOME UNTIL IT'S PLANTED

Accomplishment of Our Club in 1929

W. H. MILWARD
Madison Garden Club

THE answer to the above at first, seemed quite evident, but after giving the subject more thought, the more complex it became.

A Garden Club should have two major motives in view: First, to strive to derive all information and good, relative to Floriculture from others, and

Second, to spread the gospel so gained, as far as possible and in such ways that will do the most good to our friends and neighbors.

Which of the two is Paramount? Probably one hinges on the other.

The Madison Garden Club has been quite active in both during 1929, and is planning to accomplish more during the coming year, for, as some one has said, "It's the *striving* to reach our ideal that prompts us on", not the actual accomplishment for our Ideal is never attained.

One should keep striving for something a little higher—we as Garden Clubs should keep striving to reach that Ideal.

A brief summary of the year's work:

First: Assisted the State Garden Club Federation with their initial flower show held in the Loraine Hotel, Madison, in June. This sure was a wonderful show and the talk of the town. Yes, the talk of several towns. We are not trying to claim all the glory in this venture. The other clubs, especially the Federation Officials are included in this Eulogy. Too much praise cannot be given the management of this show. Somewhat of a problem for next Club to excell in splendor and accomplishments. Here's hoping they do.

Second: Our Summer show held in the State Capitol Rotunda in August proved a big success and much interest in floriculture was aroused as a result of this show. What a wonderful setting for a flower show, this beautiful building offers.

Third: Arranged and supervised the East side Garden Show in co-operation with the East Side Business Men's Association in September. This Show was held in the Four Lakes Ordnance building—a deserted World War Relic.

While this show lacked in splendor due mainly to excessive space and improper building, it was well attended and one of the main attractions of the Festival.

One of the most pleasant and entertaining, as well as instructive features of our Garden Club is our monthly summer tours and pilgrimages to gardens of members and neighboring towns. Some were taken Sunday afternoons while many were held evenings at some club member's home. Supper was generally served with proceeds of same going to the Club Treasury—one way of overcoming deficits that occur occasionally in the best of families.

A few of the trips taken this past season were as follows:

1. Mrs. E. L. Roloff's tulip garden.
2. Mr. Fred Bodenstein's Garden.
3. Mr. Warner at Cooksville.
4. Mr. Wm. Toole at Baraboo.
5. Mr. Turville's at Madison.
6. Lincoln Triangle Park.

While a flower show calls for much hard work, especially by the flower show committee, the pleasure and results derived more than off-sets the labor and all are anxiously looking forward to future shows with new ideas and improvements. Going back to the beginning there are so many accomplishments to be considered, we will pass them all up and merely say The Madison Garden Club has strived to do their bit to make this world a better and more beautiful Spot in which to live.

MILWAUKEE SOCIETY HAS GOOD PROGRAM

MISS MABEL THOMS
Secretary

THE November 26th meeting of the Milwaukee County Hoticultural Society was opened by President Huron Smith.

Mrs. E. C. Haasch, our delegate at Oshkosh reported that the Garden Club Federation had held a very interesting and successful convention. The Federation voted to furnish Lantern Slides for the various Garden Clubs. The cost of $12.00 a year is to be paid by the Federation. They also voted to join the National Federation of Garden Clubs and to hold their Flower Show at the Auditorium in Milwaukee next June.

A silver vase, first prize for the best Luncheon Table was won by Mrs. Haasch.

Mrs. R. H. Malish, president of the Garden Club Federation emphasized the importance of the decision to hold the Flower Show in Milwaukee. She also told us that the Garden Federation is planning a series of summer meetings to be held in cities, centrally located.

Mr. Geo. L. Waite gave us a talk on Color Photography followed by a demonstration of the actual process in taking a color picture of flowers. A flashlight picture of Miss Helen Haasch holding a spray of chrysanthemums was taken, developed and thrown on the screen. After this, interesting colored slides of various wild and garden flowers were shown to the members.

Mr. James Livingston because of limited time gave us an all too short talk on Lilies.

Kipling's beautiful nature poem, "The Glory of the Garden" by Miss Martha Krienitz closed the program for the evening and the meeting adjourned.

SUM-MER-DEL GARDEN CLUB NOTES FOR DECEMBER

MEMBERS met on December 13th at the home of Mrs. Ben Schneider at Hartland.

The Club has adopted an intensive study of trees for the coming year. Prof. Aust opened this study in September with a talk on Trees. Mrs. Whitman continued on this topic with special attention to the subject of Evergreens. She illustrated her lesson with branches of the various kinds. Mrs. Whitman stressed the point that evergreens must have greater conservation than other trees, because it is more difficult for them to propagate themselves.

Mrs. Passmore then gave a short talk on conserving Christmas greens, naming holly and ground pine as fast disappearing. A policy of certified Christmas trees raised for that purpose was suggested as being ideal, and more use should be made of substitutes.

Mrs. Holt urged winter care of birds, and told of her own methods of keeping many kinds here for the Winter. She uses suet, wheat, oatmeal, celery tops, chicken feed and cracked nuts.

Mrs. Henze gave a report of the State Convention at Oshkosh.

At the close of the meeting, the program committee had a surprise in the form of a year book, containing the official data, the places of meeting, the programs, and the list of special studies to be made by members. In addition to studying trees, each member will do research work on a particular plant, and also will do special study on a given topic.

All this research work and study will be carefully witten up and filed. Since there are thirty-five members, their combined work will produce garden knowledge which will be of inestimable value to this section of the State.

ROCK GARDEN PRIMER BY ARCHIE THORNTON

THIS is a new book by the A. T. DeLa Mare Company, 438 West 37th Street, New York City and will serve the needs of a beginner in rock gardening. It contains 132 pages of interesting reading matter and some very fine photographs of rock garden plants, plans and rock garden construction. There are several fine colored plates showing ideal rock gardens.

The choice for the site of a rock garden, types of rocks, drainage and soil, construction and building, propagation of rock plants, bulbs for the rock garden, small evergreens, flowering shrubs and trees suitable for background are fully discussed in the book.

A chapter devoted to construction of the rock garden is especially good for the beginner as the method of placing the rocks, and establishing the plants is fully discussed, and illustrated.

GLADIOLUS BULBS

Can still furnish special collections as offered last month. The bulbs listed are all of fine varieties, healthy, true to name, and properly labeled. State inspected. Shipped in spring.

Planting sizes and bulblets of these and many other varieties are priced in my list, out this month. Write for it.

HARRY F. MEREDITH
Box 483 Union Grove, Wis.

WINTER GARDENS

Evergreens give a note of warmth and cheer during the long cold months.

Order for next winter's enjoyment.

BAHR NURSERY
Manitowoc, Wis.

100,000 Dahlia Divisions



In Hundreds of Varieties from the Small Pompoms to the Largest Decoratives at Greatly Reduced Prices.

Our planting last year consisted of 13 acres. The crop was exceptionally good. Our dahlia divisions are from strong healthy stock, guaranteed to grow. We carry all of the best, leading varieties.

Write for catalog and special prices.

POLTL BULB FARM

Hartford, Wis. Dept. W.

THE NATIONAL FLOWER SHOW

THE 11th National Flower and Garden Show for 1930 will be held at the Minneapolis Auditorium March 29 to April 6. The National show is held each year in a different section of the United States to advance the love of Floriculture and Horticulture. While this show was supported mainly by commercial florists, enthusiasm for them has become so strong among the garden clubs that they are now called the National Flower and Garden Show.

Minnesota garden clubs will take part in this show, as well as commercial florists all over America.

The main hall of the Auditorium will be laid out as one immense garden with rose beds, tulip beds, and other flowers in harmonious design with plants from the Atlantic to the Pacific.

Further information about the show may be secured from Theodore Wirth, Superintendent of Parks, Minneapolis.

PLANTS FOR THE WATER GARDEN

WATER gardening is the cultivation and grouping of water lilies and aquatic plants, and can be successfully carried on by the use of submerged pots, tubs, and half barrels, says Harold Reed, St. Paul, in the December issue of the Minnesota Horticulturist.

Desirable plants for this purpose are listed by Mr. Reid as follows:

Lilies

Mrs. Woodrow Wilson, free flowering, lavender blue, fragrant.

Pennsylvania, free flowering, blue and large flowers.

Panama Pacific, reddish purple, fragrant.

Dentata Superba, night bloomer, free flowering, large white flowers 12-14 inches.

Rubra Rosea, free bloomer, Rosy carmine.

Aquatic Plants

Umbrella plant, Water Hyacinth, Parrots Feather, Water Poppy.

Plants for Borders and Backgrounds

Ferns, Columbine in variety, Campanula (Bell flower), Funkia Day Lily, Forget-Me-Nots, Phlox Subulata, Sedum in variety, Viola, Heuchera, Yucca, Astilbe, Trollius, Monkshood, Iris, Lady Slippers.

BOSTON FERNS NEED WATER

To the Editor: I was much interested in reading an article in Wisconsin Horticulture for December, about the *"Boston Fern."* This article stated that many people had trouble in keeping the ferns in a healthy condition, as the frond turned yellow or dropped off. It also stressed the danger of watering too freely. It said "Be sure to pour off all surplus water that has accumulated in the bottom of the Jardenier".

Early this fall when calling on a neighbor I remarked on the magnificent Boston Fern that stood in a window. I asked her how she obtained such a wonderful growth. She said, "I keep water in the Jardenier all the time."

I tried my "luck", this fall, in much the same way. I bought two, $2.00 ferns, of medium size, and set the pots in brass Jardeniers. About twice a week I pour into the Jardenier (not in the pot) about two or three quarts of water, *do not* pour any water on the plants. I have had these ferns over six weeks and they are nearly double the size they were when I bought them. Every frond is perfect in shape and color. They stand in sunny windows with radiators across the back, so are kept very warm.

It seems to me their growth has been phenomenal.

MELISSA V. BROWN,
Madison, Wisconsin.

We would appreciate hearing from other members who have had experience with Boston ferns. There seems to be a difference i nthe treatment required by potted plants in a home where the air is dry, and in a green house where the air is kept humid. ("Editor").

AMERICAN ELM LOSING FAVOR

THAT the common American elm tree is losing favor with the discriminating buyer due to a disease called Elm Canker is the report of the state nursery inspectors. About 5,000 elm trees in 42 Wisconsin nurseries were condemned and destroyed last summer because of this disease. The inspectors report, however, that certain of the grafted elms are apparently immune to this disease. Anyone contemplating planting elms should take this into consideration.

Elm canker, according to Noel F. Thompson, Plant Pathologist of the State Department of Agriculture and Markets, is a fungus disease which is widely distributed in Wisconsin. It attacks the twigs and smaller branches of the elm and gradually works into the larger limbs. The diseased branches die and in ornamental trees are usually pruned out. It is seldom, however, that pruning eliminates all the disease and year after year more limbs die until ultimately the tree becomes so unsightly that it is removed.

No satisfactory control measures have been developed but apparently some of the horticultural varieties of the American elm are practically immune to the disease. Among these are the Moline elm and the Vase elm. These are grated trees and the first cost is slightly higher than the common seedling elms. Since, however, the loss to the nurseryman from culls and from disease among the grafted trees is very small, the cost to the consumer is little, if any, higher than the cost of the seedling.—From Bulletin of the Department of Agriculture and Markets.

Teacher: "What is the 'Order of the Bath'?"

Kid: "Pa first, then ma, then us kids, and then the hired girl."

Constructing Miniature Garden Models

MRS. R. H. MALISCH

WATCHING the absorbed crowds studying the miniature garden models at the Chicago flower show last spring, one realized what valuable lessons in landscape architecture can be taught in this way. It was illuminating to hear the intelligent comment on the different models. Seeing how a garden actually looked after being completed, the good or bad features of the design could easily be pointed out. Undoubtedly many gained a good conception of what ought to be done to their own garden to improve its appearance.

The idea of the model is to show plans for shrubbery planting, perennial borders, walks, gardens etc.—in other words, it is to represent an ideal back yard.

The construction of the model is very fascinating. First of all, draw a plan according to the scale, which is ¼ inch to the foot. The model is made on a piece of ply wood 18x24 inches. The rear wall of the house and a garage are used in this model. As you see the living room faces the back yard. More and more of our homes are being built in this way. What is more pleasant to view a beautiful garden picture in your hours of relaxation?

Another idea that is finding favor is to place the garage near the street. Valuable space is saved and the problem of how to treat the driveway is also eliminated. After the rear wall and garage are put into place a wall is made out of boards and nailed around the model. A wall or hedge gives the necessary privacy, forming a screen against the world where there might be absence of beauty.

The solution to the question of how to obtain breadth in a limited space is solved by having the central lawn area open with the border of trees and shrubs on the sides.

A picture of the Miniature Model constructed by Mrs. Malisch, referred to in this article may be seen on the cover page of this issue.

Each garden club should construct and exhibit at least one model at the next State Flower Show.

The back of the lot is considerably lower. Instead of filling this in like most people would, the change of levels is cleverly made use of. A wall garden is made to hold the abrupt slope. Above this wall we have a shrubbery border, which hides the wild and rock garden from the more formal area. And below, hidden by this shrubbery, thereby winning a little of the precious quality of mystery, we find the rock garden, two pools connected by a tiny bridge and a bog garden. A vine covered informal tea house is in one corner and a garden seat on the opposite side.

Coming back to the construction of the model. After the wall is placed around the board, the shrubbery border is marked off on the wood, the remaining space being covered with felt to represent grass. Different materials can be used for this purpose, but we found this the most satisfactory. We must keep within our scale, so we need something very close to the ground.

The slope toward the back and the rock garden area are filled with paper machi. This is made by tearing news papers into tiny bits. These are covered with water and set to boil until it is a smooth sticky mass. A little glue is added and then it is ready for use. You can easily form your contours with this paste. Stones can also be made of it. We used little pebbles and set them into the paper machi while it was still wet. This is allowed to dry for several days. Then the tiny flowers and greens are glued into place. The trees and shrubs are then set into the border.

Now that our outdoor garden activities are over we could still catch some of the fleeting joys of gardening by employing our evenings in making one of these models. If every garden club would construct one, we would have a fine showing at our next annual flower show.

ORNAMENTAL DWARF FRUIT TREES

EBERHARD ABJORSON has written a book entitled "Ornamental Dwarf Fruit Trees"; how to grow and train them in the home garden, published by the A. T. De LaMare Company, New York.

This book will be of interest to those who have a small back yard in which they wish to grow dwarf fruit trees.

While the project may not be entirely practical or profitable, nevertheless it is interesting and we have had severel requests for information in regard to it.

The book discusses the advantage and disadvantages of dwarf fruit trees, selecting and planting the trees, pruning principles and practices, forming and training dwarf trees, budding and grafting and why more dwarf trees.

It is well illustrated with pictures on pruning and training methods.

Father (reading school report): "Conduct, bad; reading, bad; composition, bad; arithmetic, history, bad, bad. What is the meaning of this, Bobby?"

Bobby (looking wise): "I can't understand it, Dad! Do you think it might be forgery?"

About the Home and Garden

MRS. C. E. STRONG, Editor, 877-79th Ave., West Allis

THE RIVER AND THE TREE

"You are white and tall and swaying,"
said the river to the tree,
"And your leaves are touched with
silver—but you never smile on
me;
"For your branches murmur love
songs to the sun-kissed turquoise
sky,
And you seem so far above me that
I always hurry by!"

"You are laughing in your shallows,
you are somber in your deeps,
And below your shining surface
there's a heart that never sleeps.
But all day you pass me, dancing,
and at evening time you dream.
And I didn't think you liked me",
said the birch tree to the stream.

So they got a bit acquainted on a
glowing summer day
And they found they liked each
other (which is oftentimes the
way);
And the river got so friendly, and it
ran so very slow,
That the birch tree shone reflected
in the water down below.

(Author unknown.)

THE WINTER WINDOW GARDEN

BECAUSE we are such real gardeners, most of us try to have a few plants in our living room or sun room windows. They help to banish the thoughts of storm and cold. But as in the outdoor garden—so in the indoor garden there are problems.

"Why does my fern turn yellow? Why does the bulb of my Cyclamen rot? I have given it plenty of water. When I kept it rather dry, the leaves withered and buds blasted. It was so lovely when it came from the florists.

I visited the green house and they do not keep the soil very moist, on any of the plants. When I try to do as they do, my plants die. What am I to do? I want a few plants."

I could only tell my neighbor as I have told many others, that the growing of plants in a green house and the growing of plants in the home are two separate subjects. Green houses are built especially for the growing of plants. The men who run them are trained for that purpose. Consequently they usually are very successful, at least to the outsider. Most of the folks who view the thrifty plants shown in the shops, have no idea of the trials of the "glass house men".

It is not my intention to tell these troubles, I simply mention them because of my neighbor's visit to the green house and her assertion that she tried to keep her plants in the same condition as they did there.

When she noticed the degree of moisture in the soil, she forgot to notice the moist atmosphere as compared with the hot dry air of the room in which she kept her plants. They need much more water than do the plants in the greenhouse, because the outside of the pots are dry and hot. If you invert a plant as it comes from the greenhouse you will find a ball of roots, moist and growing, because the pot has been kept cool and moist in the damper atmosphere of the greenhouse. After a week in the ordinary home again invert the pot. Those roots will be dry and dead. Is it any wonder that the fern leaves turn yellow, cyclamen buds blast, and leaves wither?

But my neighbor said tearfully, "When I gave the Cyclamen plenty of water the bulbs rotted." They rotted because a Cyclamen is a mass of fleshy leaf and flower stems growing out of a bulb. When you poured a lot of water over the top of the plant there was no chance for the moisture to dry out and the bulb rotted as any bulb will if kept under water. Had you watered from the side, or set the pot in a pan of water until well dampened, the plant would have done nicely.

"How about my ferns—when they get dry they turn yellow and if I stand them in another dish or jardinier they do not act much better. The water soon has a very bad odor and the fronds look sickly."

Usually the trouble is the same, the outer roots dry up and die from lack of moisture. When the jardinier is used, it is usually a tight fitting one that allows no air to reach the plant and the soil becomes soggy and sour. There is a difference between a soggy sour soil and soil that is nicely moist and sweet smelling.

Ferns Like Moisture

Ferns do like moisture; we can see that in the way they grow out of doors when the soil is damp and cool. How green and thrifty the fronds are as compared with those grown in a hot dry place. You just feel sorry for them.

I like to experiment with plants and perhaps you will like to hear how I grow some of my ferns. A Polypodium was outgrowing the pot in which it came from the greenhouse, so I decided to try an experiment as unfortunately I had only a very small amount of soil fit to plant a fern in. I took a medium sized market basket, removed the handle and set it in a fernery, lining the basket with a thick layer of sphagnum moss that was thoroughly soaked, over this a thin layer of leaf mold. Removing the fern from the pot, I set it in the center of the basket and packed a good deal of wet moss and a small amount of leaf mold around the fern until the basket was filled,

gave it a good watering with warm water and waited to see what it would do. Because the basket did not fill the fernery I placed a potted cyclamen at either end on some dampened moss. The effect was very good.

Ferns Need Plenty of Water

But presently that fern began to send out new fronds—so many of them and of such length that the poor cyclamen plants were entirely hidden and shaded, so they were removed. The fern takes up all the room. Evidently that combination of soil and moss with plenty of water was just right. Did you notice that I said plenty of water? A quart of warm water every day seems to be just right and there is no drainage as the basket sets right in the metal container, but there is a space at each end with only a layer of the sphagnum moss.

Another fern, the Ostrich plume variety, was in a small pot also. This was "planted", pot and all, in a wire hanging basket, lined and packed with sphagnum moss. It grew so rapidly and of such length of fronds that I placed it in a shallow earthern pan on a corner bracket. It took up too much room as a hanging basket.

Evidently these ferns need the continual moisture and coolness given by the sphagnum moss.

No doubt there are others who have been successful in growing ferns in other ways. Cannot we hear from them, also about other plants?

What Makes Narcissus Grow Tall and Spindly?

Usually because they have been grown too warm, a cool north window until almost ready to bloom will usually give stocky strong plants. At least that has been my experience.

Why is it some bulbs do well and others remain stunted and small?

There are a number of reasons, but the most common are, not enough time for root growth, too warm, or the bulbs were over heated in transit thus destroying the leaf and flower or weakening them so they are of no value. If good strong bulbs are bought of a reliable dealer there is no doubt the first named reasons are the trouble. Bulbs need plenty of time to develop root growth and should be kept cool.

Hardy Perennials
Gladiolus
Iris Lillies
THE FAR NORTH GARDENS
IRON RIVER, WIS.

MAKE NEXT YEAR'S CROP MORE PROFITABLE!



Think of Your Apples in Storage

ORCHARD BRAND SPRAYS
Lime Sulphur Solution
Oil Emulsion
Bordeaux Mixture
Arsenate of Lead
Calcium Arsenate
Arsenite of Zinc
Dritomic Sulphur

ORCHARD BRAND DUSTS
Sulphur Dusts
(with and without arsenicals)

In a season of over production, QUALITY is the only saving asset. The care and thoroughness of your efforts to grow **Fancy** fruit pays big dividends over casual spraying and dusting. And the place where care and thoroughness start is in the selection of Spray and Dust Materials of known potency.

"Orchard Brand" Materials are a nation-wide standard of quality. Growers have learned by experience that safety with Orchard Brand Sprays has a value much greater than any fraction-of-a-cent-a-pound difference in price.

Have you received the new 1930 "Cash Crops." If not, send for your copy. It's free.

GENERAL CHEMICAL COMPANY
40 Rector Street, New York
St. Louis Los Angeles San Francisco
GCI-64



ORCHARD BRAND
REG. U.S. PAT. OFF.
SPRAY & DUST MATERIALS

Do Not Forget to Appoint Committees for the Flower Show Early

A Committee that has time to think and plan will be able to do better work than one hastily appointed at the last moment.

Give them time to plan for that Little Garden, the Miniature Garden, the Shadow Box, and the Table.

One Garden Club member is planning to "do" her dream garden for the Show. Isn't that a fine idea? It will be of help to her as well, for she can see and correct faults much easier there than in the real garden.

A Miniature Garden is a real lesson in Landscaping. This is also work that can be done during the winter when the garden out side is not clamoring for attention.

ON, WISCONSIN

Real Estate Board Right

THE Wisconsin Real Estate Brokers' board, when it recently refused to license certain dealers in Texas fruit lands, aroused a storm of criticism and protest. The protest comes, of course, from those most closely interested in Texas lands, but it comes, too, from loyal Texans who think they are aggrieved.

Those Texans are wrong. Wisconsin merely is refusing to permit certain of their land companies to operate in this state. It has no quarrel with Texas. And it is recalled that a few years ago the United States senate on petition of 600 dissatisfied investors passed a bill for an investigation of conditions in the Rio Grande fruit belt.

In any event, the Wisconsin Real Estate Brokers' board made a searching investigation, held long and exhaustive hearings, then rendered a decision denying licenses.

In this it deserves the support of Wisconsin's people. It should have that support whether criticisms are made, protests are filed, cries of retaliation are raised by Texans or not. The support should be emphatic and should extend from the people themselves to the state's officials, including the governor.

For whatever is the ultimate disposal of this matter, the real estate board has endeavored to protect the people of this state. That is its duty. When the duty is conscientiously done, Wisconsin can only commend.

If any Texas land company has been misjudged; if any fruit growing venture in Texas has been misunderstood and unfairly treated by the board, it has further recourse in Wisconsin. It can go to the courts; it can attempt to upset the real estate board's decision. And it will get a full and fair hearing in Wisconsin's courts.

Meanwhile the real estate board should stand firmly by its opinions and conclusions. It should be unmoved by criticisms. It should be strong because it has tried to be fair and because, in fairness, it has felt that it could not put its stamp of approval on a campaign to sell these particular Texas lands to prospective Wisconsin investors—From the Milwaukee Journal.

Ike: Did you get damages for the wreck you were in?

Sol: Sure. I got $5000 for myself and $2000 for Sara.

Ike: But your wife wasn't hurt.

Sol: No; but in the wreck I had presence of mind enough to kick her in the face.

Lily pools would be much more common if our people realized how easy they are to construct and handle. A successful grower states that a good way to build a pool is to dig a trench six inches wide and two feet deep, the size the pool is to be. Fill this with concrete level with the ground and finish with stones or any surfacing material which may be desired. The inside is then dug out down even with the bottom of the concrete wall and the concrete floor is poured. If the floor is six inches thick your pool will then be 1½ feet deep, which is better than a greater depth for our climate.

300,293 VIEW FLOWERS AT MITCHELL PARK

MILWAUKEEANS are really evincing interest in flowers this year.

For the year ending in October 300,293 persons visited Mitchell park conservatory, almost 100,000 more than for the same period a year ago.

These were the figures released by Curtis W. Davison, park superintendent. The highest single day for this year came on a Sunday when 6,000 persons passed through the gardens.

And, incidentally visitors are more interested in chrysanthemums than any other flower. The "mum" show in November drew 70,000 persons, by far the largest ever attracted in a single month.

The chrysanthemum show will be held again in November. It resulted in the induction of more than 200 more varieties for the coming show. There will be 411 varieties of chrysanthemums on display this year as compared with 152 varieties a year ago, Mr. Davison said.

Coming shows are expected to swell the visiting total for there are four big exhibits coming soon. After the chrysanthemum show will come the Christmas, primrose, spring and Easter shows.

But of more immediate interest is night blooming cereus, known more familiarly as the "Queen of the Night Flower." Cereus blooms will start this week at the conservatory, probably the forepart of the week.

This strange white nocturnal flower blooms only in the hours of darkness, opening at about 9 p. m. and closing about daylight the following morning.

—MILWAUKEE SENTINEL.

He: "I've had this car for years and I've never had a wreck."

She: "You mean you've had this wreck for years and never had a car."

(Continued from page 135)

another treatment should be given ten days to two weeks later.

On early varieties in warm dry seasons it may be unnecessary to spray further for scab, if the disease has been fully controlled earlier in the season. If early control was not thorough, or if the weather continues cool and moist, early varieties should receive a further treatment about thirty days after petal fall. The same lime-sulphur used in the earlier treatments can usually be used in this spray without serious fruit "burning". However, this is a time when fruit burning is liable to occur if clear hot weather comes on. The danger of such burning may be lessoned by using a milder sulphur spray.

For late varieties, following the calyx and ten-day sprays, a summer application should be put on at the time best suited for control of the second brood of codling moth. (Information about insect control may be had from the Department of Economic Entomology, University of Wisconsin.) If the disease has not been well controlled earlier and the weather is cool, lime-sulphur is preferred. If there is prospect of clear hot weather, one of the milder wettable sulphur sprays may be used to lessen the danger of fruit "burning". Dry lime-sulphur, 3 or 4-50, with or without three or four pounds of lime in 50 gallons, has given very good results in this treatment, but is not wholly free from danger of "burning" the fruit. If the milder wettable sulphur sprays are used, they should not be expected to have the duration of effectiveness per treatment that lime-sulphur gives. *Thorough control early in the season greatly simplifies control later in the season when danger of fruit "burning" may limit the choice of materials.*

Summary of Recommendations

No single program can be recommended as the most economical and efficient for scab control under all conditions. The following is recommended as a good program for Wisconsin growers, subject to intelligent modifications to meet the needs of individual situations. Use lime-sulphur 1-40, (with arsenate of lead as recommended by the Department of Economic Entomology) in the following applications (See Fig. 1): (1) delayed dormant, (2) pre-pink, (3) pink, (4) calyx, (5) ten-day, (6) summer. The summer spray is omitted on early varieties which, however, may need an additional treatment about 30 days after petal-fall if cool rainy weather prevails or if the disease was not well controlled earlier in the season. A substitute for liquid lime-sulphur should be used in very hot clear weather to lessen the danger of fruit "burning".

Scotty was saving Christmas money by putting away a penny every time he kissed his wife. He was amazed on opening the bank just before Christmas to find it nearly filled with coins of larger denominations. "Well," the good wife responded, "some men aren't as stingy as you."

Freddie: "What's the matter, can't you skate?"

Eddie (trying for the first time): "I don't know yet—I can't stand up long enough to find out."

KINKADE GARDEN TRACTOR

A Practical, Proven Power Cultivator for Gardeners, Fruit Growers, Truckers, Florists, Nurserymen, Suburbanites, Country Estates and Poultrymen.



New Low Prices—Easy Terms

AMERICAN FARM MACHINE CO.
1085-33rd Ave. S. E. MINNEAPOLIS, MINN.

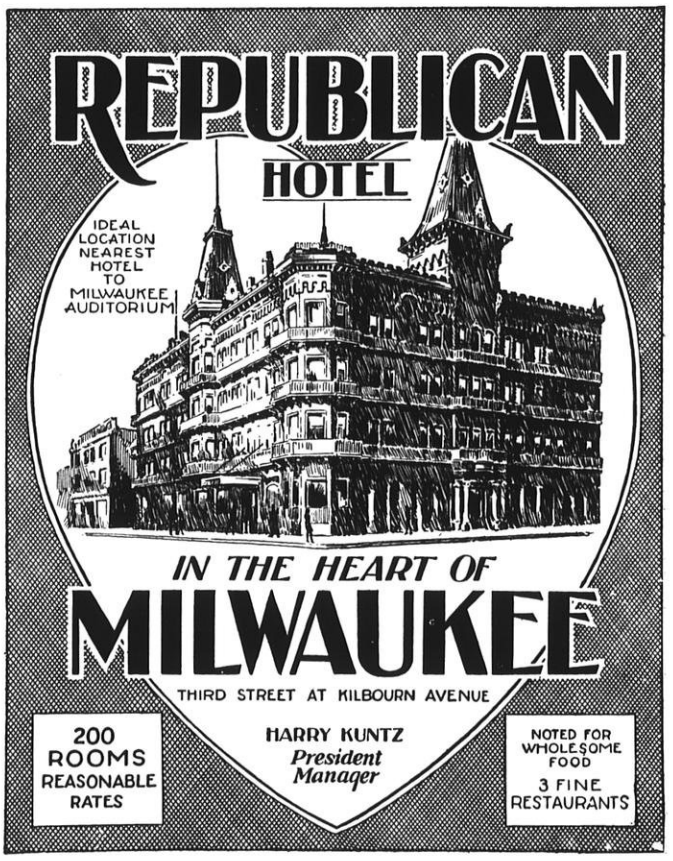

The Growers Market

Advertisements for this department will be accepted from members of this society who produce the articles offered for sale. Rate 2 cents per word, minimum charge 25c per issue. "Adds" of nursery stock and plants will be accepted only from those listed by the State Entomologist as having been inspected. No discounts from these prices.
Copy should reach us by the 20th of the month. Send cash with order.

WATER LILIES, ORNAMENTAL Water Plants, Berry-bearing shrubs and Plants for attracting birds, etc. Write Terrell's Aquatic Farm, 1006 W. Blk., Oshkosh, Wis.

GLADIOLUS BULBS

Mixture twenty-five one inch and larger bulbs one dollar prepaid. Collection thirty, inch and larger bulbs, six or more varieties, labeled, and packed separately two dollars prepaid. March shipment. Cash only. **G. H. Jaeger, Waterloo, Wisconsin.**

PERSONAL Correspondence Paper, 200 Sheets, 100 Envelopes; name or monogram and address: $1.00 post-paid. FREE — Packet Poppy seed from Flanders' Field with each order. Universal Stationers, Desk H, Oshkosh, Wis.

OUR BUYERS GUIDE

(Advertisements found in this issue)

AQUATIC PLANTS

Terrell's Aquatic Farms ..... Oshkosh, Wis.

BERRY BOXES

Cumberland Fruit Package Co..... Cumberland, Wis.
Sheboygan Fruit Box Co..... Sheboygan, Wis.

DAHLIAS

J. T. Fitchett ..... Janesville, Wis.
Dr. A. J. Nelson ..... Stoughton, Wis.
Poltl Bulb Farm ..... Hartford, Wis.

EVERGREENS

American Forestry Company ..... Pembine, Wis.
Tennessee Evergreen Co..... Elizabethton, Tenn.
Thomas Arp Co..... Elizabethton, Tenn.

GLADIOLUS

Ray C. Bicknell ..... Ft. Atkinson, Wis.
Columbia Gardens ..... Cedarburg, Wis.
Floriadale Gardens ..... Ft. Atkinson, Wis.
G. H. Jaeger ..... Waterloo, Wis.
Harry F. Meredith ..... Union Grove, Wis.
Miss Emma Patterson ..... Burlington, Wis.
Waterloo Floral Gardens ..... Waterloo, Wis.

NURSERY STOCK

Bahr Nursery ..... Manitowoc, Wis.
Coe, Converse & Edwards Co..... Ft. Atkinson, Wis.
Dahlberg Nursery ..... Ladysmith, Wis.
Eschrich's Nursery, Station F ..... Milwaukee
N. A. Rasmussen ..... Oshkosh, Wis.
Strand's Nursery ..... Tayolr Falls, Minn.
Swedberg Bros. Nursery ..... Battle Lake, Minn.
White Elm Nursery ..... Hartland, Wis.
Wisconsin Nurseries ..... Union Grove, Wis.

ORCHARD AND GARDENERS SUPPLIES

F. R. Gifford Company, 2201 University Ave..... Madison, Wis.

PEONIES AND IRIS

Cooper Peony Gardens ..... Kenosha, Wis.
Sisson's Peonies ..... Rosendale, Wis.

PERENNIALS AND BULBS

Chequamegon Flower Gardens ..... Washburn, Wis.
Far North Gardens ..... Iron River, Wis.
Edw. J. Gardner, Nursery ..... West De Pere, Wis.
John F. Hauser ..... Bayfield, Wis.
Stonecrest Gardens ..... Eau Claire, Wis.
W. A. Toole..... Baraboo, Wis.

SPRAY MATERIAL

General Chemical Company, 40 Rector St..... New York

STATIONERY

Universal Stationers, Desk H ..... Oshkosh, Wis.

STRAWBERRY AND RASPBERRY PLANTS

Fred Hecklinger ..... Menomonie, Wis.

GLADIOLUS BULBS AND PLANTING STOCK

New and Standard Varieties
Grown by Emma E. Patterson
Burlington, Wisconsin

Wholesale List Ready December The First

TWO DOZEN HARDY PERENNIALS

$3.75 postpaid, spring delivery

Your selection
of 8 varieties listed in our catalog, 3 each variety.

Send for Catalog

Chequamegon Flower Gardens
V. E. BRUBAKER, Proprietor
Washburn, Wis.

SPECIAL BARGAINS IN GLADIOLUS BULBS

Order now. All No. 1 sized bulbs.

No.		Price
1.	8 White Butterfly	$.50
2.	2 Peach Rose	.50
4.	6 Magic	.50
5.	2 Copper Bronze	.50
7.	7 Orange Glory	.50
8.	6 Byron L. Smith	.50
9.	6 Genesse	.50
10.	8 Alice Tiplady	.50
11.	6 Baron J. Hulot	.50
12.	2 Opalescent	25
14.	3 Albania	.25
21.	2 Lacinatus	.25
22.	3 Lily White	.25
23.	2 Los Angeles	.25
27.	2 Avalon	.25

Watch for our bargains this winter.

FLORIADALE GARDENS
Ft. Atkinson, Wis.
Route 1

TABLE OF CONTENTS

	Page
Spraying in '91	131
Too Many Apple Varieties	132
Outstanding Contribution to Horticulture in 1929	133
Beekeepers Join Marketing Association	134
Cranberry Growers Hold Convention	134
Spray Program for Apple Scab	135
Plant Premiums for Members	136
Items from North Dakota	137
History of Apple Varieties	137
Fertilizers for Strawberries	138
Farm Board Aids Cherry Growers	140
Orchard Program for Door County	140
Short Course in Home Beautification	141
Foreign Glad Varieties	141
New Books	142
Forcing Rhubarb in Cellar	142
Apple Maggot or Railroad Worm	143
Editorials	144
Garden Club Federation News	146
State Garden and Flower Show	146
Free Lantern Slides for Garden Club Members	147
National Flower Show	152
Boston Ferns Need Water	152
Plants for the Water Garden	152
American Elm Losing Favor	152
Constructing a Miniature Garden Model	153
About the Home and Garden	154

BEGIN PRUNING NOW

We carry a full line of

Shears Saws
Hooks Poles
Tree Protectors
Grafting Wax, etc.

We handle the Bean line of spray machines. Write for information.

F. R. GIFFORD CO.
2201 University Avenue
Madison, Wis.

HARDY PERENNIALS

New & Standard Varieties

300 Kinds

Strawflowers—All Varieties

J. F. HAUSER
Bayfield, Wisconsin

Send for Price List

Berry Boxes And Crates

Either made up or in the K. D., American Quart Berry Baskets, Climax Grape and Peach Baskets, Till or Repacking Baskets, Plant Boxes and Veneer Tree Protectors.

Circular and Price List mailed upon request.

Write for special prices on carload lots.

Liberal discounts on early orders.

SHEBOYGAN FRUIT BOX COMPANY

Sheboygan, Wis.

Dependable—

That is a quality we constantly strive for; we want every customer to feel confident that his orders will be cared for in a dependable manner, and that the plants he receives will be of highest quality and absolutely true to name and description.

We grow a complete line of fruit and shade trees, ornamental shrubs, perennials, climbing vines, berry plants, etc. consisting of the best varieties.

—Catalog on Request—

Visitors Always Welcome

RASMUSSEN'S

FRUIT FARM AND NURSERIES

Oshkosh **Wisconsin**



W. A. Sisson W. A. Lawson

Sisson's Peonies

Rosendale, Wisconsin

Specializing in

Peonies—Irises and Gladiolus

Let us start you in the business or send you additions to your collection

Write or head your auto this way. Intersection Highways 23 and 26

Memorial Peony bed at Riverside Cemetery, Oshkosh

Thanks—

At this season we wish to return thanks to our legion of friends who have helped, by their patronage and kindly interest, to spread the fame of Fitchett Dahlias.

We have in our cellars a well-ripened stock of sound tubers, the best we have had in years. New catalog ready soon. Early orders accompanied by cash receive a special premium.

Fitchett Dahlia Gardens

735 E. Milton Ave., Janesville, Wisconsin

Rock Gardens

Let us help you plan or build your rock garden.

Send sketch of your location with important details and information about soil, exposure and amount of shade.

We will either complete your plans by locating different species of plants and other rock garden features, or we will build your garden complete.

New Varieties

We are constantly trying out many new varieties of plants under Wisconsin conditions.

Write for our catalog of rock garden plants, Wisconsin wild flowers and hardy perennials. Sent free on request.

W. A. Toole

Garry-Nee-Dule

Baraboo, Wisconsin

Hardy Perennials

Phlox Iris Peonies

Gladiolus and Dahlia Bulbs

Catalogue Free

Edw. J. Gardner Nursery

West De Pere, Wis.

DEMOCRAT PRINTING COMPANY
MADISON, WISCONSIN

WISCONSIN HORTICULTURE



February, 1930

EVERGREENS
Native Rhododendrons

Broad Leaved Flowering Shrubs for all around beauty. Write for illustrated price list. Now booking fall orders.

TENNESSEE EVERGREEN CO.
P. O. Box 575
Elizabethton, Tenn.

BARGAINS

100 finest Gladiolus Bulbs $2.00 F. O. B. or $2.25 postpaid, 10 varieties 10 each. Spring delivery.

30 popular Iris roots, 5 each 6 kinds for $2.25. Postpaid April—July—August delivery.

6 Peony roots, 2 red, 2 white, 2 pink for $3.00 postpaid. Sept.—Oct. delivery.

STONECREST GARDENS
Eau Claire, Wis.

Send for catalog. It's free.



Fig. 1 Fig. 2 Fig. 3

Berry Boxes
Crates, Bushel Boxes and Climax Baskets

As You Like Them

We manufacture the Ewald Patent Folding Berry Boxes of wood veneer that give satisfaction. Berry box and crate material in the K. D. in carload lots our specialty. We constantly carry in stock 16-quart crates all made up ready for use, either for strawberries or blueberries. No order too small or too large for us to handle. We can ship the folding boxes and crates in K. D. from Milwaukee. Promptness is essential in handling fruit, and we aim to do our part well. A large discount for early orders. A postal brings our price list.

Cumberland Fruit Package Company

Dept. D, Cumberland, Wis.

FOR SALE

State Inspected Latham Raspberry Plants.
$2.50 per 100 $20 per 1,000

STRAWBERRY PLANTS

Dunlap and Gibson
75c per 100 $5 per 1,000
Progressive and Champion
$1 per 100 $6 per 1,000
Mastodon
$1.75 per 100 $10 per 1,000

FRED HECKLINGER
Menomonie, Wis.

DAHLIAS, GLADIOLUS PEONIES and IRIS

Select Varieties

Write for my 1930 Prices

DR. A. J. NELSON
214 N. Division Street
Stoughton, Wis.

TREES SHRUBS PLANTS EVERGREENS

For Landscape Planting

ESCHRICH'S NURSERY

Growers—Designers—Planters

Ask for our Catalog

Sta. F Milwaukee, Wis.

Visitors Welcome



THE BEST LILACS

Belle-de Nancy: Beautiful double pink.
Congo: Single, deep wine red, exquisite.
Lamark: Rosey lilac, double.
Mme. Able Chatney: The best double white, hardy and a prolific bloomer.
Mrs. Hoover: A beautiful pink Persian, bewitching in daintiness.

These five lilacs, one to two feet, postpaid for $2.50. **Order Today.**

WISCONSIN NURSERIES
W. J. Moyle & Sons
UNION GROVE, WIS.

FLORISTS AND OTHERS
Your Orders Please!

Cut Greens, Evergreen Roping, and Christmas Trees
By the bag or the carload
Hardy Northern Nursery Stock

Wholesale and Retail

DAHLBERG NURSERIES
Ladysmith, Wis.

Some Get Acquainted Offers
For Spring Delivery

10 Delphiniums Gold Medal Hybrid	$1.25
7 Hardy lilies (Single and double, Tiger lily; red, Elegan; scarlet, Regale; white Asst.)	1.25
10 Hemarcallis-yellow, orange lily	1.25
10 Assorted Iris in three or more colors	1.25
5 Spireas Van Houtii shrubs	1.25
50 Assorted Gladiolus	1.25

Every Wisconsin State Horticultural Society member should avail himself of these special offers. Our catalog is free.

SWEDBERG BROS NURSERIES
Battle Lake, Minnesota

HARDY EVERGREENS

Deciduous Trees Perennials
Bulbs Ornamental Shrubs
Ferns Vines Climbers

Selected for landscape and home ground planting.

Tree seeds and seedlings at wholesale to the trade.

Write for price list

AMERICAN FORESTRY CO.
Pembine, Wis.

SPECIAL SPRING OFFER

6 Assorted Evergreens—
1 to 1½ ft. $5.00
6 Assorted Flowering
Shrubs—2 to 3 ft. 2.50

Express F. O. B.

DAHLBERG NURSERIES
Ladysmith, Wis.



Take up your **Planting Problems** with a firm that is a member of the **National Home Planting Bureau.**
COE, CONVERSE & EDWARDS COMPANY
Nurserymen (Send for catalog)
Ft. Atkinson, Wis.

REDUCED PRICES ON EVERYTHING FOR THE HOME GROUNDS

10 Mixed Phlox **$1.00**
10 Mixed Dahlias **$1.00**
6 Cactus Dahlias, 2 white, 2 old rose, 2 maroon... **1.00**
6 Decorative Dahlias, 2 yellow, 2 purple, 2 red. **1.00**
50 Mixed Gladiolus **1.00**
10 Japanese Barberry **1.00**
100 Premier Strawberry plants **1.00**
40 Mastadon everbearing strawberry plants **1.00**
All postpaid. Ask for price list.

MYERS NURSERY
Arcadia, Wis.

WHITE ELM NURSERY COMPANY
Hartland, Wis.

Landscape Designers

Rock Plants, Perennials, Dahlias, Gladiolus, Trees, Shrubs, Evergreens, Roses, Vines, Fruit Trees and Berry Plants.

REGAL LILIES

We have grown Regal lilies for 10 years and find spring planting best for Wisconsin conditions.

Price, per dozen, postpaid
Small bulbs, one bloom to bulb **$1.25**
Large bulbs, two to four blooms to bulb..... **2.00**
Extra large bulbs, 5 to 10 blooms to bulb..... **3.00**

H. C. CHRISTENSEN
1625 Ninth St. Oshkosh, Wis.

BLACK WALNUT SEEDLINGS

Will produce trees of rapid growth, beautiful shade and the highest priced lumber.

Seedlings 24 inches and over
Per hundred.....**$10**
Per thousand **$80**

Delivered this fall or next spring.

DR. A. H. LEMKE
Wausau, Wis.

Profit Most By Using The Best

Wisconsin Made

Spray Materials

At the Right Prices

Lime Sulphur (Liquid and Dry)
Bordeaux Mixture (Paste and Dry)
Arsenate of Lead,
Nicotine Sulphate,
Calcium Arsenate,
Cabbage Maggot Killer

Products of

Cream City Chemical Works

766-774 Kinnickinnic Ave.
MILWAUKEE, WISCONSIN

BEGIN PRUNING NOW

We carry a full line of

Shears Saws
Hooks Poles
Tree Protectors
Grafting Wax, etc.

We handle the Bean line of spray machines. Write for information.

F. R. GIFFORD CO.
2201 University Avenue
Madison, Wis.

HARDY PERENNIALS

New & Standard Varieties

300 Kinds

Strawflowers—All Varieties

J. F. HAUSER
Bayfield, Wisconsin

Send for Price List

GLADIOLUS BULBS

My price list is ready. Besides large bulbs, I am offering special lots of planting sizes and bulblets of a great many varieties. I think you will find something in this list of interest to you.

Will extend for a time the specials offered in the December issue of Wisconsin Horticulture.

HARRY F. MEREDITH
Box 483 Union Grove, Wis.

TENUIFOLIUM LILIES

2 years old
Per 100, $5. Per 1,000, $40
April Delivery
Seeds, 500 for $1.00.

Send for perennial and gladiolus list—Wholesale and Retail

THE FAR NORTH GARDENS
Iron River, Wisconsin

Wisconsin Horticulture

The Official Organ of the Wisconsin State Horticultural Society
The Wisconsin Garden Club Federation

Established 1910

Entered at the postoffice at Madison, Wisconsin, as second-class matter. Acceptance for mailing at special rate of postage provided for in Section 1103, Act of October 3, 1917, authorized July 15, 1918.

Published Monthly by the

WISCONSIN STATE HORTICULTURAL SOCIETY
Washington Building
Madison, Wisconsin

H. J. RAHMLOW, *Editor*
Secretary State Horticultural Society

Associate Editors—E. L. Chambers, Mrs. C. E. Strong, Huron H. Smith, C. L. Kuehner.

Volume XX **FEBRUARY, 1930** **No. 6**

TABLE OF CONTENTS

	Page
Japanese Flower Arrangement	165
Wisconsin May get U. S. Tree Nursery	166
Fertilizers for Raspberries	167
The Cherry Case Bearer	168
Glass Substitutes not Practical for Greenhouses or Hot Beds	170
Vines to Grow Indoors	170
Master Farmers Chosen by Farm Journal	170
Flower Patch Neighbors	171
Cherry Growers Re-elect Officers	173
A Northern Garden in Florida	173
Planning Our Country Home	174
Wisconsin Organizes a Gladiolus Society	175
Editorials	176
About the Home and Garden	178
Garden Club Federation News	180
Garden Club Projects	180
Pointers on Table Decoration	182
Program for Garden Clubs	182
Garden Club of Virginia Has Rose Test Garden	187
Free Plant Premiums	188

EXECUTIVE COMMITTEE
State Horticultural Society

President, Vice-President and Secretary

A. K. Bassett.....Baraboo
L. E. Birmingham..Sturgeon Bay
H. C. Christensen.....Oshkosh
John Hauser.....Bayfield
M. S. Kellogg.....Janesville
James Livingstone ....Milwaukee
Wm. Longland .....Lake Geneva
W. E. Spreiter.....La Crosse
Mrs. C. E. Strong.....West Allis
J. F. Swartz.....Kenosha
H. W. Ullsperger...Sturgeon Bay

BOARD OF MANAGERS
State Horticultural Society

C. J. Telfer, Pres.....Green Bay
M. B. Goff, Vice-Pres., ... Sturgeon Bay
H. J. Rahmlow, Sec.....Madison

EXECUTIVE COMMITTEE
Wisconsin Garden Club Federation

Mrs. R. H. Malisch, Pres., ... Hales Corners
Mrs. C. W. Vaughn, Vice-Pres., ... Madison
Mrs. A. W. Sperber, Sec.-Treas., ... Hales Corners
Mrs. C. E. Strong.....West Allis
H. J. Rahmlow, Cor. Sec..Madison

Subscription to Wisconsin Horticulture is obtained by membership in the Wisconsin State Horticultural Society for which annual dues are $1 per year or $1.50 for two years. Garden Clubs, local Horticultural Societies, and other Horticultural Organizations are affiliated at a reduced membership rate.

Please Do Not Send Stamps.

Wisconsin Horticulture

Wisconsin
State Horticultural Society
Organized 1865

Devoted to better fruits, flowers and vegetables



OFFICERS

President
C. J. Telfer, Green Bay

Vice-President
M. B. Goff, Sturgeon Bay

Secretary
H. J. Rahmlow, Madison

Japanese Flower Arrangement

The Japanese Method Is Invariably Simple, Often Fantastic, Always Lovely

SYMBOLISM is the basis of Japanese flower arrangement. The motive of heaven, man and earth runs through all Japanese art, from landscape gardens to the arranging of flowers in a vase. So we find in any display a grouping in threes, in harmony with this fundamental idea.

The Japanese chooses each stalk carefully, cuts it to the proper length with scissors. First the longest, and main branch, which is Heaven, or Father or Earth. Then one somewhat shorter is Man, Mother or Air; and a third still shorter, either Earth, Child or Water. Each piece is bent with the hand to give it the satisfactory curve. Then the branches are placed in proper relation to each other in the vase.

The whole idea is expressed in the Japanese word for flower arrangement, "Ikebana." "Ike" means living and "bana" is flower. So we have "living flower," arranging to reproduce the living plant, not to gather a mass of cut and frail blooms.

One of the Japanese rules is to keep all branches or stems together for at least four inches above the surface of the water to form the parent stock. The water then represents the surface of the soil from which this parent stock naturally springs.

The attractive cuts of the Japanese art of flower arrangement shown with this article were loaned us thru the courtesy of "Home Acres", the official organ of the Woman's National Farm and Garden Association. The article was also taken from the January issue of this publication. The photographs were by the courtesy of the Japan Tourist Bureau.

Mrs. Henry Ford is president of the association and Miss Dorothy Biddle is editor of Home Acres.

One of the principle purposes of the association is to stimulate an interest in and a love for country life.

For those who are interested in Japanese Flower Arrangement we would suggest reading the book "Japanese Flower Arrangement", by Mary Averill, published by Dodd, Mead & Company, New York City. While the Japanese art is not used to any extent in this country it is nevertheless a very beautiful and interesting method of arranging flowers. Many of our flower lovers will wish to know more about it.



A simple arrangement of primroses symbolizing February



For March, the Artist has chosen three daffodils, and he has skillfully manipulated the leaves until he has achieved a picture of cloud-skirted Fujiyama.

Another rule is to use only an odd number of stalks, never an even—three, five or seven. Thus symmetry and even balance are avoided.

The Japanese use branches and leaves in flower arrangements. Branches are used to suggest Winter. Often the branches are arranged in long sweeping curves to represent the wind.

The Autumn arrangements of fruits, yellow leaves and berries are very simple, typifying Peace.

The Japanese uses leaves for his Summer decorations—cool, green leaves. He puts these in shallow vases which show much of the water. It is surprising how lovely just plain Aspidistra leaves are in Japanese style. Morning glory leaves are lovely too.

A ragged, torn edge of a leaf is considered an interesting feature, or a curled up portion which has been pinched together to suggest the home of an insect.

Spring decorations are made from flowers. The Japanese uses buds that he may have the pleasure of seeing the flower come to perfection.

In a Japanese house hanging vases are fastened on a partition, most often near the place of honor in the room, always *half way* between the ceiling and floor.

The Japanese method of arranging flowers is invariably simple, often fantastic, always lovely.

WISCONSIN MAY GET U. S. TREE NURSERY

MADISON — Establishment by the federal government of a tree nursery in Wisconsin is foreseen by the state conservation commission with the announcement that a bill before congress authorizing the United States secretary of agriculture to enlarge tree planting operations in national forests east of the Mississippi is almost certain to pass. Last year the Wisconsin legislature made it possible for the federal government to acquire 1,000,000 acres of land in the state for use as a national forest. From MILWAUKEE LEADER.

Glee Club Leader: "What'll we sing for an encore?"

Sarcastic Guy: "Sing the same song—they'll never recognize it."

"My papa's a bookkeeper," said little Albert proudly.

"Yes, I know it," rejoined small Dorothy, daughter of a minister.

"He borrowed a book from my papa."



An arrangement typifying summer. Cool green leaves in a shallow dish.

Fertilizers for Raspberries

September Application of Nitrate Brings Results

STANLEY JOHNSTON
Michigan

PROBABLY even less experimental work on the nutrient requirements of the raspberry has been done than with the strawberry. The Michigan Experiment Station has just completed a four year experiment with black raspberries, a brief summary of which follows.

This experiment was conducted in a plantation of Cumberland black raspberries that was three years of age when the experiment was started. The plants were growing very satisfactorliy and they were apparently free from disease. The soil was a sandy loam of good fertility. The plants were set 7 x 4 ft. In the computations 1167 plants to the acre were used, thereby allowing for a 25% loss in stand that is likely to occur in the average plantation.

Table 1.—Yields of Black Raspberries From Different Fertilizer Treatments.

(Aver. yields for 1927–1928–1929)

Treatments	Yield per acre in qts. (1167 plants)
Spring N. (200 lbs. Sul of Am.)	2,032
June N. (200 lbs. Sul. of Am.)	1,840
August N. (200 lbs. Sul. of Am.)	1,952
September N. (200 lbs. Sul. of Am.)	2,064
Spring double N. (400 No)	2,032
Acid Phosphate (500 lbs.)	1,856
Check (No fertilizer)	1,904

A study of Table 1 shows that the greatest increase in yield was secured by the application of 200 lbs. of sulphate of ammonia per acre about September 1st. This increase over the check was 160 qts. At a price of 15 cents per quart this increase in yield amounts to $24.00. The 200 lbs. of sulphate would cost $6.50. Allowing $1.50 for applying the fertilizer there is a profit of $16.00 per acre. The spring application shows an increase of 128 quarts per acre over the check. The application of 500 lbs. of acid phosphate resulted in a decrease in yield of 48 quarts. In considering these results emphasis must be placed on the fact that this plantation was probably above the average in natural fertility.

One of the outstanding points in this experiment was the influence of the fertilizer applications on the time of ripening of the fruit. The plots receiving nitrogen the first of September and those plots receiving a double application of nitrogen in the spring produced from 150 to 200 per cent more fruit on the first two pickings than the check plots. Near the end of the picking season the check plots produced the greatest quantity of fruit. The application of nitrogen as just explained might be a very important factor in producing a large proportion of the crop for an early fresh fruit market.

Practically no detailed experimental work on the application of commercial fertilizers to red raspberries has been completed. A few preliminary tests and observations in Michigan show that very frequently an application of nitrogen increases the vigor of the plantation and increases yields to some extent. On the other hand, some red raspberry growers feel that the application of quickly available nitrogenous fertilizers is likely to result in the production of soft berries and in immature canes that are more susceptible to winter injury. Many growers prefer to build up the soil thoroughly before planting and then to depend on cover crops or the application of manures to maintain fertility. It is very likely that red raspberry plantations of low vigor growing on rather infertile soils will benefit by the application of 200 lbs. of sulphate of ammonia or of nitrate of soda per acre. On the other hand, caution should be used with these fertilizers on red raspberry plantations making a good growth on fertile soils.

Pruning Suggestions for Red Raspberries

The Michigan Experiment Station just recently completed several years' work on the pruning of the red raspberry. This work was done with the Cuthbert variety but no doubt the results are, to a large extent, applicable to other varieties. As Wisconsin grows considerable quantities of red raspberries, a few of the results of these investigations may be of interest.

Red raspberries are grown both in hills and in hedgerows. Investigation shows that hedgerows will yield from a fourth to a third more fruit than plants in hills.

One of the first problems in pruning red raspberries is to determine which canes to leave. Table 2 shows that much higher yields can be expected from the large canes.

Table 2.—Relation of cane diameter to total yield and size of berry

Diameter Av. Cane (inches)	Yield in oz.	No. berries per oz.
.312	4.0	31
.375	5.8	28
.406	5.7	26
.437	7.5	26

In many plantations too much cane thining is done. The small, weak canes should be taken out. In southwestern Michigan about 10 canes to 4 feet of hedgerow, and in hills, 8 canes per hill should be left for fruiting.

Light heading back of the canes, in these investigations, resulted in an increased total yield over no pruning, while severe heading back greatly reduced the total yield. There was no marked increase in size of fruit due to heading back the canes, except in one exceptionally dry season.

The Cherry Case Bearer

Another Insect Changes Its Food Habits and Becomes A Serious Menace; Controlled with Oil Spray

A. A. GRANOVSKY
Department of Entomology
Wisconsin College of Agriculture

EVERY industry has its troubles. The rapidly growing cherry industry in Door County, is not without its specific problems, requiring intelligent solution.

In order to produce quality fruits the growers must control insect pests and plant diseases. Not only is it necessary to protect their crop from insect pests of long standing, but they have to constantly face newly introduced foreign pests, as well as to cope with native insect species that heretofore were feeding on wild plants, but have changed their table manners and are becoming a menace of major importance.

With the exception of the cherry aphids, most of the cherry insects in Door County have been successfully controlled with the same spray schedule used against the "shot hole" disease if three quarters of a pound of arsenate of lead is added to 50 gallons of this spray.

It has been found that the cherry aphids can be best controlled with nicotine sulphate or derrisol using 1 pint to 100 gallons of water at the time when the leaves just begin to open from the buds. This, of course, necessitates the application of a pre-blossom spray, which unfortunately is seldom considered by most of the cherry growers.

Origin of Case Bearer

The cherry fruit fly, the most dreaded insect of all pests of cherries, is as yet unknown in Door County. In recent years, however, a peculiar injury to cherry leaves has been observed in several cherry orchards of the county. This injury was caused by a species of small insects known as the case bearer. Though it resembled two of its close relatives, the cigar and the pistol case bearers, it was recognized at once that it is neither of these, but is "something new".



The case bearer lives within a protective case, shown above.

The same insect was observed to feed in Door County on white paper birch, choke cherry, wild black cherry, and pin cherry and is quite generally distributed in the wood lots near the cherry orchards.

A detailed study revealed that it is a native wild insect species and is a new pest of cultivated cherries. Although it was described in 1861 as *Coleophora pruniella* Clemens, it was reported to be a rare and obscure insect, feeding on wild black cherries only. It has never been reported before from any section of the country as being of economic importance on any cultivated crop.

It is apparent that with the introduction into and the increase of the cherry industry in Door County which covers considerable acreage and neighbors the woods with the wild hosts plants of the insect, this case bearer gradually changed its food habits, adopting the cultivated cherries as a more suitable host for its subsistance. Such changes of feeding habits from wild plants to cultivated crops are not uncommon among native insects. Several well known now destructive fruit insects were at one time harmless. Such insects as the plum curculio, peach-tree borer, apple tent-caterpillar, apple maggot, strawberry weevil, lesser apple worm and a dozen or more others are the best examples.

After once adopting the cultivated cherries for its food, the cherry case bearer has been steadily increasing in number in the cherry orchards for the last few years, until the summer of 1929, when it proved to be a pest of major importance. Indications are that the situation for the future will be of even greater concern, unless energetic measures are assumed for its control.

Life History of the Insect

Since the successful and economical control of any insect must be based on intelligent understanding of the life habits and the seasonal activities of the insect in question, it is necessary to apply proper control measures at the weakest point in the life cycle of the insect. Accordingly the life history studies of this insect were inaugurated last summer in order to give immediate help to the cherry growers.



Left: Case bearer on leaves.
Right: Case bearer on blossom buds.
The case bearers penetrate and injure young unfolding leaves and blossoms. Flower ovaries are destroyed.

It is well established that the cherry case bearers spend the winter in a half grown larval stage in their protective cases tightly attached to the bark near the buds. In many instances there are 30 or more case bearers around a small cluster of buds. As cherry buds begin to swell the case bearers move to the green tips of unfolding leaves for their first spring feeding.

Early in the spring the case bearers feed on buds, moving from place to place, thus making several feeding holes, deep enough to devour the young unfolding foliage and blossoms. As soon as the first leaves and blossoms appear from the buds, they move to these severaly injuring them. Just at this time of the year when the trees are vitally in need of their functioning leaves, the injury is much greater than it may appear and the trees are seriously impaired.

How the Insect Feeds

The case bearers in moving always carry their protective cases which they seldom leave during the entire period of larval and pupal stages. The larvae have a very peculiar feeding habit, which gives a striking illustration of the insects protective adaptation. They firmly attach their protective cases to the lower surfaces of the leaves and each larva cuts a very small hole through the skin of the leaf, large enough to work its way into the fleshy inner part of the leaf tissue on which it subsists. They feed in their mines without injuring the upper or lower skin of the leaves until the excavations become too large to reach the green tissue without leaving their protective cases. They move then to an uninjured area on the leaves to make new excavations. One larva can make several such mines, measuring from a few millemeters to one centimeter each. In time, both the upper and lower epidermis fall out from the injured areas and the leaves have a very ragged appearance. Such a method of feeding reduces the functioning green area of t he leaves and consequently the trees fail to make adequate new growth, develop and mature fruit and is depleted of its reserves for the coming season.

The larvae feed mainly on leaves, but they also attack the flowers and petals and feed on petioles. They often excavate deep holes through the calyx and destroy the ovaries of the fruit. Later in the season they



Injury to leaf by case bearer. Insect mines leaf without leaving its case. Control difficult.

attack the fruit proper as well as the fruit stems, rendering the fruit unfit for market. A large percentage of the injured fruit drops off the trees, considerably reducing the yield of cherries.

Larvae feed from early spring until the middle or latter part of June, and as they grow, they deposit additions to their cases, made of bits of leaves. In the fully constructed cases there are five additions, corresponding to the five developmental stages of the larvae.

When the larvae are fully developed, they move to the uninjured areas on the upper surface of the leaves for pupation, and after four weeks of pupal rest, tiny gray moths emerge. The majority of moths appear between July 12 and 17, although they continue to emerge until the beginning of August. In a few days after their appearance, they lay on the lower side of the leaves their tiny yellow eggs, singly, from a few to as many as 60 or 70 eggs to a leaf.

The egg stage lasts for about two weeks, after which time young larvae hatch from the eggs by way of a tiny hole cut next to the leaf. They tunnel into the inner portions of the leaves and make their first cases from the upper and lower epidermis of the first mine they make in the leaf. As soon as the first case is cut, they move to a new area for feeding. The injury produced by young larvae in making their first protective cases suggests that of the "shot hole" disease of cherry, and in fact has been taken for it by many fruit growers. On account of this injury many trees lose their foliage prematurely and are in danger of being winter-killed. Before the leaves drop, however, the half-grown larvae move to the small branches for overwintering near the buds.

Because of the protective feeding habits from hatching of the larvae to the emergence of adults, this insect is very difficult to control. The regular spray schedule adopted by the growers on cherries is ineffective, because larvae feed in between the epidermis and cannot be reached with the spray. Foliage may be completely covered with the arsenical spray, yet insects feed on inner parts of the leaves unhurt.

Control Methods

Experimental tests in the control of this insect indicate that there is a possibility of controlling this insect, although with difficulty, by using home-made oil emulsion prepared from lubricating oils such as "Diamond

(Continued on page 189)

GLASS SUBSTITUTES NOT PRACTICAL FOR GREENHOUSES OR HOT BEDS

ORDINARY window glass, when used to cover greenhouses or hot beds, will result in hardier and stronger plants than will follow the use of glass substitutes which permit the passage of ultra violet rays of the sun, but which are largely held back by ordinary glass. This conclusion has come out of a study made by W. E. Tottingham (Agricultural Chemistry) and J. G. Moore (Horticulture) at the University of Wisconsin, College of Agriculture.

Chemical analysis of the tissues of the plants grown under vitaglass (a type of glass substitute which permits passage of ultra violet), compared with plants grown under identical conditions except that they were under ordinary glass, showed that the ultra violet rays seemingly stimulated the production in the plant of nitrogenous compounds at the expense of the sugars. The plant cells were more largely of the tender, embryonic type.

When 3 weeks old corn, tomato and cabbage plants, grown under vitaglass, were exposed out of doors to temperatures near freezing there were much greater resulting symptoms of lack of hardiness than with similar plants grown under ordinary glass. Wheat did not show a like lack of hardiness, but the effects of the short wave, (ultra violet) radiation persisted for six weeks under direct exposure to sunlight. Wheat plants grown under vitaglass retain an erect form with little stooling. With wheat, soybean and soleus the effect of vitaglass has been to suppress the amount of growth.

Raymond: "What would you say if I were to throw you a kiss?"

Cathleen: "I'd say you were the laziest man I'd ever met."

VINES TO GROW INDOORS

VINES which can be grown successfully in the average living room or dining room are few and those adaptable for indoor plant boxes fewer still. The Wandering Jew is probably the easiest to handle and the most resistant to the unfavorable conditions found in the house. The variegated form is the prettiest and is very easy to grow but should be pinched frequently to make it more branching. It is propagated from slips very readily.

Periwinkle (Vinca major) is prettier but less easy to keep in good condition throughout the Winter. It grows rapidly but the shoots must be kept pinched back to have it look well. The best time to do this pinching is when the shoots are from four to six inches long. New plants are obtained readily by burying one of the stems in a little soil. It will root in six or eight weeks and can then be detached from the parent plant.

English ivy is very readily handled when grown in pots and thrives even when there is no direct sunlight. In a light window it will grow more readily and can be trained around the sill or in a circular form on stakes or a trellis in the pot. This ivy is always at its best when allowed to climb. Very pretty glass bowls are now being made especially to contain ivy, which will thrive in water with no soil.

Kenilworth ivy (Linaria cymbalaria) is equally useful although not so well known. Its leaves are small, round and green and it makes rapid growth. Not infrequently it flowers, producing a pretty little white blossom. The Kenilworth ivy is a much better plant than German ivy (Senecio mikanioides) although the latter plant is not to be despised in spite of the fact that it is somewhat coarse. It is a pretty vine and grows with remarkable rapidity, but it must be pinched severely to keep it from becoming spindling.

—From "HORTICULTURE"

MASTER FARMERS CHOSEN BY FARM JOURNAL

HONOR paid to achievement by "dirt" farmers and their families was featured at a banquet in the Schroeder hotel, Milwaukee, Monday, January 27, at which time ten Master Farmer medals were awarded to men from ten counties of the state by the editors of Wisconsin Agriculturist & Farmer.

Good farming, high class citizenship, business judgment and contributions to home and community welfare were the points making up the Master Farmer degrees. Those receiving them for 1929 were A. P. Bean, Wood county; Charles Schmaling, Walworth county; C. J. Ritland, Chippewa county; Sam Schaffner, Jr., Buffalo county; Jay C. Waterman, Columbia county; C. J. Taylor, Jefferson county; Emerson Strohman, Douglas county; Art Laabs, Marathon county; Everett Martin, Waukesha county; and Charles A. Wilkins, Grant county.

Judge Henry Graas, Green Bay circuit court, delivered the principal address to the Master Farmers and the wives. A number of civic and commercial leaders were present. This is the first time that the state farm journal has given out Master Farmer medals, a custom which has spread into many different states during the past few years. The candidates are selected by voluntary nominations, and only those who are nominated may be considered, so that the paper cannot go out and pick its own nominees. The average age of the farmers who received the medals this year was 51 years, and they operated an average of 295 acres, with a herd average of 364 pounds of butter fat per cow.

Flower Patch Neighbors

Report of Mariam Skiff
Elkhorn Garden Club

This delightful report on the book "Flower Patch Neighbors" was presented by Miss Skiff at a recent meeting of the Elkhorn Garden Club. The description of the flowers grown in the garden makes one wish that spring were here.

This report is a valuable suggestion to garden clubs to make their program more interesting.

THE book assigned me for review, Flower Patch Neighbors, is written by Flora Klickman and is a description of English country life.

There are several lines of interest in this book. One is the Christmas festival. The mistress of the Flower Patch and the Head of Affairs coming down from London, near Christmas, brought carefully selected gifts for many of their country neighbors. Their Christmas decorations were not electric light stunts but unlimited quantities of holly, mistletoe, ivy trails, vases of Jasmine and primrose and bowls of violets—all from their own woodland.

She tells of the holiday guests, who have come down from the great city, who were delighted with the Flower Patch of the white snow outside; the long hours of sunshine so different from foggy London; the old wood house, where the long ivy sprays had crept through the tiles forming a lovely wall decoration—and within doors, they were charmed with the open wood fires, the roasting crabapples sending out their spicy odors from the different hearths, the china cupboard, the linen closet, and all the details of the home. In the evening, they were just remarking on the all-enveloping silence out-of-doors when soft voices outside the living room started to sing a carol. This was the small church choir from a neighboring parish, the Vicar and his wife who had come especially to sing their Christmas carols to their Flower Patch friends.

But the main interest, for us, as a garden club lies in those portions of the book dealing with gardens. The writer speaks of the Free Woods. A large tract of woodland along one hillside of their estate was set apart centuries ago for the poor belonging to the district, and any parishoner who chooses to regard himself as coming under this heading is at liberty to help himself to timber for home consumption, but not for commerce.

Let me say right here, one year early in December the Mistress of the Flower Patch in her London home was indisposed and looking forward to a tedious illness called the Doctor. She enumerated the symptoms. The doctor said emphatically. "Can't be! Pain's in the wrong place. What you are suffering with is over work and listening to too many ailment recitals. Go to the Garden Patch and stay three weeks."

Let us bear in mind this is early December in England some thirty miles from London. In arriving at the Flower Patch, the Mistress found "the violets in bloom and a good many primroses. The laurestinus bushes were covered with clusters of coral red buds and creamy pink blossoms. Clumps of polyanthus were making a brave show of flowers. Yellow jasmine was smothering the walls with its stars, the long stems hanging down like cascades of sunshine. A scarlet anemone was in bud. Spanish irises and daffodils and crocuses were pushing up through the soil. Here and there was a courageous daisy and small purple violas had not all gone from the rock garden. In sheltered woods the wild strawberry was actually in flower—a few roses were in bloom, and the evergreen honey suckle which smothered a south window had one or two blossoms to its credit."

"Even the bare trees didn't look desolate, for though they had shed their leaves, they hadn't shed their lichens; also apples, pears and hawthorn trees were nearly all dangling great bunches of mistletoe, covered with white berries. The hollies were literally gleaming crimson—while the rich dark green ivy always looks especially beautiful when the leaves are off the trees. And in company with the ivy, some trees were waving silvery tufts of Traveller's Joy, that darling of the woods that climbs and climbs and festoons everything it can lay hands on, until at last it surprises one by blooming gaily at the top of some venerable oak or dignified fir."

She mentions a wonderful variety of trees. "On one side of the cottage, a long belt of trees protects the house and garden and the home fields from the north winds. There are many different conifers—magnificent larches, towering spruces, Scots firs, Douglas firs, their tall straight trunks looking like colonades, with long vistas down the hill. In the foreground on the southern side are great oaks, Spanish Chestnuts, birch, ash, walnut, lime, and hazel, with a sprinkling of mountain ash and hawthorn—this belt of trees connects the upper and lower woods."

To make the landscape intelligible the writer explains that "The whole estate, garden beds, orchards, fields, woods, with the cottage itself—all are on the side of a very steep hill, with no level ground anywhere save where a path has been cut into the side of the hill. The garden is bounded on the upper side by

a stone wall—three feet high, which banks up the garden soil and keeps it from slipping down hill. The garden beds slope upwards forty or fifty feet intersected by tiny paths, till another leveled path runs along the hillside higher up and so it goes up the steep, leveled paths with walls banking up sloping beds which rise higher and higher.

I quote the author's own words from her chapter—The Days of the Gleaming Lights.

"It is in the early months of the year that the trees are seen to their best advantage; when the sap is rising and giving unsuspected colour to twigs and to buds all ready to burst. And then, when the soft grey and brown mist of the woods takes on, one sunny day, a faint flush of green, when the hawthorn buds turn from tiny pearls to little green fans, when the black-thorn bursts into bloom, and the tiny flowers can be found on hazel bushes, when Elder opens its leaves and the honey suckle hurries forward its softly green shoots, the woods are miracles of loveliness. Their beauty is the nearest we can ever get here on earth to the beauty of the Tree which grows by the river in our Heavenly Father's Home. With the days of the gleaming lights come the early flowers—the wild snow drops are out, and are thick down the side of more than one field, all their little white heads nodding and dancing perpetually in the wind. One of the marvels of this flower is the fact that it does grow actually under the snow. I have proved it myself. One year when I looked, as I always do, for the first signs of the milky green spear points among the grass, they were not more than an inch above ground. That night a blizzard swept over the county, and we woke next morning to find the snow eighteen inches deep at its shallowest and six feet in many of the drifts. It took a considerable amount of sun, even after a south wind set in to melt it. And then I noticed that though the snow had gone from the rest of the place, it seemed to linger in the snow drop fields. I wondered why? But when I went across to investigate I found the grass white with flowers! Yet, before the snow fell, not a bloom had been visible.

"The snow drop bloom is followed by daffodils so thick and sturdy you wonder how the snowdrops found room to grow in such closely packed formation. When these die down blue bells carpet the ground."

In her chapter on a Bouquet of Herbs the author states that after experimenting with herbs she decided to grow them for their sweet odors and beauty of flower. There is borage, placed above the eyeline the heavenly blue flowers show to best advantage.

She mentions various kinds of mints among which are such palatable herbs as thyme, marjoram, sage, winter and summer savory, sweet baxil, and for the making of perfume--balm, peppermint, bergamot, lavender, hyssop. She grew many others. Some of her herbs she used in home cooking—but she used more for the lining of her flower boxes sent to friends.

"They all have an invigorating quality which is especially noticeable when one opens a box of them in the spent and stifling air of town."

She made an earnest attempt at rock gardening in her Flower Patch but finally gave it up, knowing the natural rockeries on her estate far surpassed her efforts. Here is her description of these rockeries.

"Here, in these natural rockeries, in the home of their own choosing, are literally thousands of rock plants, and others which have found in niches between the boulders, shelter and comforting protection. Ferns are thick in every shady corner all the year round. And such a variety! From the tiny English maiden hair to magnificent fronds several feet high. Wild snowdrops, daffodils, primroses and violets grow here in more than masses. Ground ivy wood betony, woodruff, birds foot trefoid and speed well clamber about among the stones. Both the red campion and the white bladder campion are prolific. Pink ragged robins and golden flea bane haunt the grass beside the streams. Several members of the orchid family have spread themselves all over the place—the butterfly orchis, the pyraniedal orchis, the purple orchis are there. Foxgloves are very plentiful—the lovely wood spurge is there in the spring; among the special treasures is a mauve pink sorrel, which clothes some of the sontes with delicate looking bells. Also the cyclamen grows wild in this same place. I could hardly believe my eyes, I thought the gardener must have put them there, as a surprise for me. But no; they were true wildlings. The stones which edge the brooks show a lovely array of water plants and mosses. Tiny leaves vegatation lines every cavern and crevice where the water spills over the rocks.

"Plants are friends and neighbors in a real sense. In addition to delighting and satisfying the eye, they bring rest of mind, peace of soul, and certainly increase one's faith in the One who made them so wonderfully beautiful. Can any friend do more?"

Sky: "I hear you and your wife had some words."

Hy: "I still have mine. I didn't get a chance to use them."

PAY MEMBERSHIP FEES NOW

Be sure and read the list of free plant premiums on page

CHERRY GROWERS RE-ELECT OFFICERS

AT THE annual meeting of the stockholders of the Fruit Growers Canning Company at Sturgeon Bay, Dr. H. F. Schroeder, Marinette, and H. E. Stedman, and Attorney T. A. Sanderson of Sturgeon Bay were elected to the Board of Directors. At the meeting of the Door County Fruit Growers Union on December 28th W. L. Lawrence, John Boler, and John Miles, Sturgeon Bay, were elected as directors of the Union Board. Following the stockholders meeting the two boards met and re-elected all the officers which are, Fruit Growers Canning Company: A. W. Lawrence, Sturgeon Bay, President; C. H. Donahue, Milwaukee, Vice-president; and H. W. Ullsperger, Sturgeon Bay, Secretary-Treasurer.

On the Fruit Growers Union Board, M. B. Goff, Sturgeon Bay, is President, Kurt Stock, Fish Creek, Vice-president, John Boler, Sturgeon Bay, Secretary, and H. W. Ullsperger, Treasurer.

With only one dissenting vote on the Union Board, the two boards passed a resolution authorizing their respective presidents and secretaries to accept loans from the Federal Farm Board not to exceed $720,000, forming a new Cooperative. Steps to acquire canneries in Michigan will be taken immediately after a meeting of the Michigan growers.

A number of Michigan plants will be acquired by the local Cooperative and are to be operated by the Door County Company until the Michigan organization pays the loan and releases them from all liability.

About $50,000 will be spent to increase facilities at the Door County plant.

Mr. Ullsperger, general manager of the Union, made the following statement: "We must meet merger with merger."

The Door County growers control only 20% of the cherry crop and have succeeded in maintaining a fair price only by an informal agreement with privately owned canneries in Michigan. With a greatly increased acreage now coming into bearing which will result in a much larger production, a nation-wide cooperative organization is the only means of safe guarding the industry's future."

A NORTHERN GARDEN IN FLORIDA

MR. JAS. ROE of Oshkosh wrote the following letter about his Florida home, to Mr. H. C. Christensen of Oshkosh. The letter was enjoyed by the members of the Oshkosh Society at their January meeting.

"I was surprised at the growth that my plantings had attained. I could hardly believe my eyes.

"Our little cottage has nestled down among the trees and shrubbery planted only 11 months ago. The fire place chimney had covered itself with vines. It is dried with moss and ferns, as if years had intervened since I last saw it. Of course, I started these things last winter after building the chimney. The mosses, ferns, and orchids and vines I brought in from the woods.

"I selected and saved when clearing my ground trees, Palmeto Palms, and other wild plants. These with what I have added, have developed wonderfully. They make quite an attractive setting for my lawn. I used native trees and shrubbery, bringing many specimens in from the woods.

"I believe in using native plants and trees for the ground work of any landscape setting. The use of native plants insures a back ground that can be depended upon. Other plants that we are not so sure will thrive can be placed here and there to try them out. Many things are catalogued for planting here in Florida as well as in the North, that do not find congenial ground in the home plantings and would if depended upon too far, be disappointing in results.

"One of our pleasures here is in our birds. We call them our birds because they have become quite as intimate as barnyard fowls. I started feeding the birds Scotch food, cracked corn, wheat, etc., last winter when I was seeding my lawn. I did this to attract the birds from the grass seed. The birds that were here told other birds no doubt, for now we have a great many, and of many kinds.

"Among the most common are the red winged black birds, mocking birds, quail, Florida blue jays, Cardinal red birds, meadow larks, ground robins, woodpeckers, and love birds.

"These birds have become so tame that only when strangers come are they timid.

"We are singularly free from bug pests, owing, I think, to our many bird friends.

"While it is getting to be quite an expense buying feed for the birds, I feel the money is well spent. It is now over a year since we have spread feed night and morning on the lawn and among the shrubbery on my Florida estate. While I am at home in Wisconsin I have a care taker feed the birds and cut the grass.

"Usually there is enough rain fall during the summer time to keep our plants growing, but at this time we have to sprinkle the lawns to keep them green.

"I find a great pleasure in my garden here in Florida. The same as you know I do at home."

Soph: "What did Paul Revere say at the end of his ride?"
Frosh: "Whoa!"

Tourist (at a country hotel): Can my wife and I have a room with a shower?

Proprietor: Waal, I can give you a room that leaks but I'm ding busted if I can guarantee rain.

Planning Our Country Home

W. H. MILWARD
Pres. Madison Garden Club



Mrs. Milward in the perennial border at Coney Weston.

ONE of my earliest recollections is Mother's interesting stories of going to market with Grandfather in Old England. They started before dawn from their home in "Coney Weston", a small English hamlet, with "Smart" and "Boxer" and traveled to the next village with their produce, arriving about sunrise. I also remember my Uncle's interesting stories about his large orchards in Colorado, planted when Denver was a mere village, which was finally endowed to a Tuberculosis Sanatorium after it had fully matured and served its purpose.

Horticulture apparently was a dominant factor in Mother's family. This inherent love for nature and wild life budded early in the writer's life. What a joy to get out in the country as soon as school closed for the summer vacation or to work among the flowers at home; later to develop and beautify our "first home" and finally to purchase and develop our present little farm "Coney Weston". We named it in memory of Mother's old home in England—surely a worthy incentive to do our utmost in attaining our goal to make it attractive and homelike. It is too long a story to describe here the gradual development of our little farm from the beginning to the present day.

Nature was over-generous in giving us the background with wonderful Oaks and Hickories set upon a beautiful knoll with a gradual sunny, southern slope and exposure. One look convinced us we had found our Ideal. So many obstacles arose at the beginning that we were almost discouraged. The first season was spent mostly in getting the orchard and vineyard planted, also small fruit for our family use. Land was cleared of stumps and stone, plowed and thoroughly prepared for the reception of our future orchard and fruit crop.

The next year was spent in building our residence, also the planning and planting of flowers and shrubbery to make it a Home.

We have Spirea (Van Houtte) at the front of the house. Some claim that after flowering the bush grows unsightly, but quite the opposite if properly pruned. It grows naturally into a beautiful drooping position adding charm the entire summer.

Barberry was planted in front of the Spirea, not in straight lines and at some distance so as not to give a crowded effect. Between the two are planted dwarf evergreens — varieties that will not grow so as to obstruct and detract from the Spirea. The red berries against the green background give a wonderful effect in winter. At the corners of the house is planted Rose Rugosa, trimmed slightly. The natural shape of this rose is symmetrical the entire season and in harmony with outlines of the house. A large pergola connects the North and South porches and is entirely covered with that old favorite climber, Cobaea, with its bell-shaped flowers so delicate and artistic. As the South side of the house attracts the hot summer sun we find the flowering currant well adapted for these conditions, being an exceedingly hardy, early spring bloomer and



above all deliciously fragrant. It retains its green foliage in defiance to all weather conditions. The West side includes Dogwood, Elder, Rose Rugosa and flowering currant blended harmoniously with contour of residence.

This vague picture would be incomplete without special mention being given to our Blue Spruce (Kosters), the aristocrat of the Evergreen family. Their silvery foliage and symmetrical form add cheer the year round. They have been carefully placed so as to not obstruct the view when fully matured—the main fault with so many of the old homesteads.

Flowers must receive some recognition. A farm looks barren to most Horticulturists if entirely devoid of floral beauty. Grandmother's old favorites are again in fashion, with many new creations in Zinnias, Marigolds, Snapdragons, Sweet William, Phlox, Cosmos, Scabiosa and many others. And what a revelation in Perennials and Biennials.

A back ground of Holly-Hocks of all colors and types, single and double, over two hundred feet in length—next in front English and American strains of Delphinum in blues undescribable and ending in a row of Fox glove and Canterbells of all leading shades, harmoniously blended. One of the most gorgeous color schemes imaginable. But leaving the Asthetic, our orchard has developed into one of practical value, producing yearly a paying crop.

However, we realize there is still much to be learned and much to be mastered. One must ever keep striving to attain an Ideal, however remote, or failure is certain.

There are many other pleasant diversions accompanying rural life which cannot be mentioned in this short article. Bird life in particular plays an important part at Coney Weston Farm. In fact, we consider it inseparable from Horticulture

WISCONSIN ORGANIZES A GLADIOLUS SOCIETY

GEO. C. MORRIS
Secretary

A MEETING was called in Madison on January 4 for the purpose of organizing a Wisconsin Gladiolus Society. At this meeting the following officers were elected: Robert C. Leitsch, Columbus, president; W. A. Sisson, Rosendale, vice-president; Geo. C. Morris, Madison, secretary; Walter F. Miller, Sun Prairie, treasurer.

On January 9 a meeting was held in Milwaukee to arrange details for inviting the American Gladiolus Society to hold their 1930 convention and show in Milwaukee. Mr. Huron H. Smith was elected a delegate to attend the meeting at Goshen, Indiana, to extend the invitation, which however, was not accepted.

The Wisconsin Gladiolus Society was organized to interest more people in the beautiful Gladiolus. It is one of the most popular and satisfactory flowers for cutting and decoration.

Many new varieties are being offered every year by growers, but some of the older varieties are still among the best. In the last few years the varieties from Australia and Scotland have been creating considerable interest in Glad circles, then the wonderful Pfitzer varieties also are in great demand. Our own American growers are doing a great deal to give the gladiolus the popular place it so justly deserves.

The Wisconsin Gladiolus Society is not an organization for professional growers, it is a Society for all lovers of the Glad.

The dues for the Society have been set at two dollars per year, one dollar for the Wisconsin Gladiolus Society and the other pays for a membership in the American Gladiolus Society with which we are affiliated. If any who wish to join have paid their dues to the American Gladiolus Society, the dues will be one dollar.

Every new member receives ten mixed bulbs of unnamed, choice varieties or one extra choice named variety. Anyone who sends in five names besides their own will receive an extra choice variety. The address of the secretary is 1911 Monroe Street, Madison, Wisconsin.

To Hold State Show

At the first meeting we decided to hold a Wisconsin Gladiolus Show, the first show to be held in 1930 at a time and place set by the Board of Directors. A premium list that will appeal to all will be issued later. There will be sections for the professional, the advanced amateur, and the novice. We will try to have a very wonderful show this fall. Let us all get together and plant fine varieties in quantity and compete for the many premiums that will be offered in the show next August.

RECEIPT OR RECIPE

YOU have no doubt seen people smile when someone said, "What is your receipt for making this cake?" We have always called it recipe.

We now find, however, that both are correct. Both words come from the Latin recipere, meaning to receive, recipe being the imperative form, equivalent to the "R" at the beginning of a doctor's prescription.

"The Kablegram", a magazine for editorial writers, says, "It would be correct to speak of a recipe or a receipt for making cake."

"John, dear, how do you suppose those dozens and dozens of empty bottles ever got into our cellar?"

"Why, I don't know, my dear. I never bought an empty bottle in my life."

"Shall I put the parrot on the back porch?"

"No—father is out in the yard repairing the car."

EDITORIALS



E. L. Chambers Appointed Superintendent of Horticulture at State Fair

MR. E. L. CHAMBERS, State Entomologist, has been appointed superintendent of the Horticulture Building at the State Fair by the State Department of Agriculture and Markets.

Mr. N. A. Rasmussen of Oshkosh, who has done splendid work as superintendent for a great many years, stated that the Fair required too much of his time during his busiest season. The Society, however, wishes to express its sincere appreciation of the work Mr. Rasmussen has done in building up the exhibits in the Horticultural Building to a point where it is second to none on the Fair grounds.

Mr. Chambers states that he will use every effort to continue the good work started so that the Horticulture Building will continue to have one of the outstanding exhibits at the Fair.

The new addition to the present building, for which an appropriation was voted by the last Legislature, seems now to be a reality. The sum of $20,000, which was voted for this extension, will be released upon the signature of the Governor providing the money is available in the treasury.

This will make the building about 72 ft. wide by 260 ft. long. It will then be possible to take care of the exhibits formerly housed in a tent at the rear of the present building.

The 1930 premium list is now being rearranged. Mr. Chambers advises us that he would appreciate any criticizm or suggestion which might make for a bigger and better exhibit. Conferences have already been held by Mr. Chambers and your secretary, who will be assistant to the superintendent, with the commercial and amateur florists, vegetable growers and fruit growers.

Landscape Gardeners Elect Officers

AT A meeting of the Milwaukee Landscape Gardeners Association held in the LaSalle Hotel on January 14th the following officers were elected: Mr. Edward Gerlach, president; Chas. Hawks, vice-president; Tony Singer, secretary; and, A. Sommers, treasurer.

Name Wanted for New Raspberry

THE new Minnesota No. 223 raspberry is to be given a name. The Minnesota Nurseryman's Association at their last annual meeting passed a resolution asking that this variety be named.

A prize of 100 plants of the new variety will be given to the winner of a contest in choosing a name which is being put on thru the Minnesota Horticulturist.

The No. 223 raspberry has been under test at the fruit breeding farm for over 10 years. It originated as a seedling of the Latham raspberry and was selected from an original group of 4,000 seedlings. Three years ago it was distributed to the trial stations thruout Minnesota and very favorable reports have been received from these stations.

It has outyielded Latham during the past two years. The foliage is luxurious, heavy and resistant to mildew. While not immune to mosaic, there has been very little trouble with this disease. It is somewhat hardier than the Latham, and the fruit matures a week earlier while the berries are a little smaller equaling in size those of the King. The berries are, however, rich in quality, have an attractive red color and are exceptionally firm, making a promising shipping variety.

Anyone, whether a member of the Minnesota society or not may send in one or more names. The contest closes on February 15th.

There is Hope for Wisconsin Fruit

WISCONSIN now has 159 spray rings with a total membership of 1800 farmers living in 27 different counties according to C. L. Kuehner, Extension Horticulturist.

By buying modern spraying machinery, learning how to prune and fertilize their orchards, the spray ring members have been able to greatly improve the quality of the fruit they produced. Furthermore, they are pooling their orders in purchasing supplies thereby saving considerable money and also getting the most up-to-date improved equipment.

The county agents in the 27 different counties are working closely with the spray ring members.

It Doesn't Always Pay to Cultivate

EVERY now and then we run across an experiment showing that cultivation does no material good to the plant. The New York, Cornell Station, has made some long, continuous studies of the effects of cultivation of vegetables.

For carrots, cabbage and tomatoes, cultivation did not increase the yield over plots which were simply scraped to remove the weeds. The conclusion was that the principle beneficial result of cultivation is not in conservation of moisture but in the removal of weeds. In fact, just scraping to kill weeds gave better results some years than did deep cultivation.

We all know of course, that good care improves the garden. Weather conditions, amount of rainfall and type of crop effects the results. More information on this subject is needed.

Wisconsin Had Fruit and Flower Shows in 1872

FRUIT and Flower shows are not a new thing. A clipping from the Madison State Journal shows that flower shows were held in Madison shortly after the Civil War by the Madison Horticultural Club. The following is an item which appeared in the State Journal, June 27, 1872.

"We need hardly call attention to the exhibition of the Horticultural society this evening for our citizens generally attend as a matter of course. There is every reason, however, to anticipate a very fine display of flowers and strawberries tonight at this first exhibition of the season, and we hope the liberality of the society in its premium list will be encouraged by a large attendance of those who take an interest in such things."

Nitrogen Benefits Fruits in Oregon

IN "BETTER Fruits" for January we find a detailed article on the value of different types of fertilizer for Oregon Fruits, written by Clayton Long, Horticultural specialist.

He summarizes his discussion on the value of nitrogen as follows:

Nitrogen

Nitrogen is the element of fertility most lacking in Oregon soils for production of horticultural crops. It is the element which has produced most, and in many cases, all of the increased yields of apples, pears, cherries, peaches, prunes, bramble fruits, and even strawberries in the Hood River Valley. Most orchards and berry fields of the state may be made more profitable by fertilizing with a nitrogenous fertilizer.

Massachusetts Society Receives $50,000

THE Massachusetts Horticultural Society has been presented with $50,000 by its president Mr. Albert C. Burrage according to the January issue of "Horticulture" the official organ of the Massachusetts, New York, and Pennsylvania Societies.

The gift is to be divided into two funds, one amounting to $30,000, the income of which will be used to purchase books for the Society's library. The other $20,000 will provide an annual income of $1,000 for a gold cup to be awarded at the end of each year for the best exhibit which has been made by any of the Society exhibitions in the course of the year.

Mr. Burrage is now serving his 10th term as president and enjoys the distinction of having served for a longer period than any other president in the hundred years of the Society's history.

The Society held its centennial spring exhibition last spring at which there was an attendance of 117,000.

Wisconsin College of Agriculture Honors Five Notable Leaders

THREE men and two women who have made notable contributions to the fields of Agriculture and Homemaking of the State and Nation were honored during the annual Farmer's Week February 3 to 8 by the College of Agriculture.

The names which were added to Wisconsin's honor roll are Math. Michels, Fond du Lac county; Marie Borgman Hanrahan, Kewaunee county; Edward O'Connor, Waushara county; Burton Marion Smith, Waukesha county; and Virginia Claypool Meredith, LaFayette, Indiana.

Representing a wide diversity of accomplishments, these honored individuals have contributed much to agriculture, homemaking and rural life.

Glenn Frank, president of the university, made the presentation of Illuminated testimonials and delivered an address following the services.

The custom of honoring outstanding agriculturists originated at the University in 1909 after the idea was pushed by Governor W. D. Hoard and Dean H. L. Russell. So far 78 people have been honored by the College during the past 20 years.

We have made several changes in the make up of the magazine this month. Do you approve of them? Do you like the heading for this page? Three guesses—who are the children in the picture?

About the Home and Garden

MRS. C. E. STRONG, Editor, 877-79th Ave., West Allis

TO ANY SUBURBANITE

You have heard of the woman who lived in the shoe
And all of her children, but have you heard, too,
Of the woman who lived in a house and who had
A garden that one time was empty and sad
Until she sowed packets of seeds which she bought
For sixpence, and did as the catalogue taught?
Her garden became so chock-full, then, of flowers,
It looked like an Eden—in fifty-nine hours.
In fact, the flowers blossomed so thick and so high,
They quite hid her house and a part of the sky!
The woman could never look out any more—
Her windows were covered and so was her door!

Now, where are this house and this garden so fine?
Oh, no; I assure you, the place isn't mine!
I planted nine packets of choicest of seeds,
And all I have grown now is myriad weeds!
The garden where blossoms this house hiding border
Was pictured in catalogues sent with each order!

—VIOLET ALLEYN STOREY.

MRS. HOLLISTER DROPS IN FOR A CHAT ABOUT SEEDS AND PLANTS

DEAR Mrs. Strong:—About my Amaryllis bulb from seed—it has not yet blossomed but this past year it has grown very vigorously and has given growth to several bulblets, which I have transplanted and now I've put the original bulb down cellar to rest, hoping it will blossom in the spring.

Two years ago last spring I planted seed of cyclamen and last winter when the bulbs were 1½ years old, two of them blossomed—one white with dark red center, the other a bright dark red. They were in blossom all last winter and this winter the same bulbs are just loaded with buds. The rest of the bulbs have not done much but I've not given up hopes of them yet.

I suppose you know the mint plant, called variously horse mint, bee balm, and by Gene Stratton Porter was called Red Bergamot. It is a wonderfully effective plant in a border, starts easily from slips, is in blossom a long time, strongly aromatic, and is distinctly worth while.

It grows wild in Indiana and possibly here, although I have never seen it wild here.

The botanical name is Monarda dioyma.

I have a wonderfully beautiful plant, given to me with the name Star of Bethlehem and I've not yet been able to place it botanically. It grows rapidly from slips, is loaded with blossoms on its long pendant stems for five or six months, fullest in July, August and September, and is like a beautiful white star.

I would like to know its botanical name.

Very truly
ALURA COLLINS HOLLISTER,

Mukwonago, Wisconsin.

Neither have my seedling Amaryllis bloomed tho they too have grown nicely. I too am hoping they will decide to give me blossoms in the spring. If they do not I am going to plant them out in the garden during the summer. I tried that out with other varieties of Amaryllis and they bloomed the next year.

The red Monarda is one of the red flowers I really admire. When well grown it is a striking plant. The rose colored variety is also very attractive, as is the native lavender blossoming variety we see along the fence rows. Transplanted to the garden borders its flower heads nearly double in size.

The plant called Star of Bethlehem, is Campanula Isophyllia, a native of Italy. It is indeed a most attractive plant for the house. The first time I ever saw a real well grown plant of this variety, was at Oshkosh a number of years ago at the State Horticultural Convention. Mr. Philippson had a very large plant on the porch of his home, where it attracted a great deal of attention.

There is a blue variety also, but this is rarely seen, being even more uncommon than the white.

If some of the Cyclamen have never shown any signs of buds it may be possible they are what the florists call "blind". These bulbs never flower and are discarded. In every lot of seedlings you are liable to find these blind bulbs. I was quite surprised the first time I raised Cyclamen and some of the bulbs looked "queer". I carried them to a well known florist, who kindly explained this as just one of the things that are bound to happen when growing flowers.

Isn't it a pleasure to grow plants from seeds? I think we appreciate the time and patience needed to produce some of the rarer varieties after patiently waiting and watching many months for a tiny seedling to appear. Just now I am anxiously watching nine little Tree Peony plants growing in pots in the plant room window.

The seeds came from Japan, and the Japanese seedsman fervently assured us that every seedling would be beautiful, but that some of them would be very wonderful and delight the

heart; naturally I am hoping some of the nine will be of that type.

I planted the seeds last January as soon as they arrived, (first however soaking them in warm water for two days,) in pots filled with a good garden loam and some sharp sand. I kept the soil moderately moist until spring, then placed the pots in a shaded spot, always trying to keep the soil fairly damp. After a long wait one seedling showed up quite strong, and the rest followed at intervals of from a week to two months.

A careful stirring of the soil shows other seeds rooted, so I am hoping for more plants. Those plants that came up early have three leaves, others only one.

Because I believe in several ways of sowing seed part of the Peony seed was kept in a pan of sand until early spring, then planted in a sheltered spot in the garden. Am anxiously waiting to see whether there will be more little plants that may "delight the heart".

Growing Lilies

In this same plant room window I am watching very tiny bulbs develop on some scales or outer petals from Madonna or Candidum lily bulbs.

Because of a very insistent plumber a group of these lilies had to be disturbed late in the fall. In potting them, some of the scales were broken off. These were placed on a plate of dry sand and placed in the window. After two months, tiny bulbs began to show at the base of some of the scales. One scale has two tiny bulbs about the size of a pin head. It is very interesting to watch them develop, but as a means of accumulating a stock of blooming bulbs, a rather slow process. Growing from seed I think would be easier and also very interesting.

Just happened to remember that in talking with another flower lover about raising lilies from seed I discovered she did not know one very important fact, that there are many varieties which form small bulblets before sending up leaves, leaves appearing the second year. Do not become discouraged and throw out the contents of the seed pan if your lilies do not come up. I did. Luckily I needed some soil and dumped the contents of the pan on a paper, thus discovering the tiny bulbs, and managed to save a very few. This taught me patience.

New Varieties

I wonder if you too like to try a few new seeds every year? I do! This spring there are three down on my list. Rose Jacobea, (Senecio), a tall strong growing annual, producing large sprays of brilliant rose flowers resembling a Star Cineraria. It is extremely valuable for cutting and makes a particularly striking table decoration.

After reading this description, do you wonder that it was added to my list?

Linaria Alpina, a hardy perennial with brilliant orange and purple flowers like miniature snapdragons. It blooms in summer and autumn, height six inches.

Kaulfussia Amelloides. An excellent hardy annual for edging. Blue, height six inches.

With such a name the poor plant will just have to make good.

What a nice visit we have had Mrs. Hollister. Do come again soon, for you are a real inspiration. Do you know it is hard to decide just what to put on this page that will be of interest and help to someone.

I wish other flower lovers would write of their work with seeds and plants. We would all be glad to learn new ways of caring for plants indoors and out. We would also be glad to have pictures of gardens.

A Few Suggestions

Some tulips that came too late to plant outside, have been planted in pots. They are being kept in the very coolest spot possible and so far are not making any top growth to speak of. Am in hopes to hold them back so they may be carefully planted out in the spring, in the exact spot planned for when they were ordered.

Am trying out Hyacinths planted in pure ground peat. They are looking strong, and fat buds are showing. Has any one else tried this way of growing bulbs?

Are you looking over the Garden book and planning your garden for the coming summer? You will find more time right now to plan those changes than you will when spring comes and the actual work of the garden takes all our time and energy. Perhaps a Miniature Garden will serve two purposes help to make your dream garden come true, and help to make the Flower Show a help to someone who does not quite know how to go about planting the garden they would so like to have. Each Garden Club should have at least one member who will furnish one of these miniature models for our June Show.

Cady: I saw a man swallow a sword.

Stout: That's nothin'. I saw a man inhale a camel.

WHITE FOCH

A New Gladiolus

A sport of Le Mar. Foch, pure white with just a tinge of color in throat; acknowledged by all growers to be the best white shown at the Wisconsin State Fair at Milwaukee in 1929.

Send for price list of popular glads.

RAY C. BICKNELL
Ft. Atkinson, Wis.

STATE GARDEN CLUB FEDERATION NEWS

Federation Aims: To stimulate and help garden clubs throughout the state: to develop interest in and broaden the knowledge of gardening; to aid in the protection of trees, plants and birds, and promote civic beautifications.

GARDEN CLUB PROJECTS FOR SECOND ANNUAL STATE GARDEN AND FLOWER SHOW

Milwaukee Auditorium
June 19–20–21–22

THE State Garden and Flower Show at the Milwaukee Auditorium June 20–21–22 will without question far surpass even the splendid show at the Loraine Hotel, Madison, last year.

Several important matters have been decided during the past month.

Mr. Alfred Boerner of the Milwaukee County Regional Planning Department, a member of the Boerner Company, Landscape architects, will again have charge of the layout and design. His Company will plan a model suburb in which all the miniature gardens will be placed.

The Elkhorn Garden Club has already announced they will have three miniature models.

There are 17 garden clubs located within 40 miles of Milwaukee. There are also a large number of nurseries and landscape architects in and near the city. This assures the success of the exhibits at the show.

This Garden and Flower Show will be the most beautiful and educational show of its kind ever put on in Wisconsin.

There are several new garden club projects this year. Committees should be appointed soon to plan these projects. Remember this: Any profit made by the show will be used by the Federation to help the work of the garden clubs of the state.

GARDEN CLUB PROJECTS

THE following will be the projects for the second annual garden and flower show.

I. Shadow boxes.
II. Table Decorations.
III. Miniature Garden Models.
IV. Little Gardens.
V. Room decoration using flowers and other accessories.
VI. Miniature Home Grounds.
VII. Original Exhibit.
VIII. Garden or Flower Posters.

Each club should appoint committees consisting of one, two, or three members to plan and execute as many as possible of these projects.

Tickets to the show will be 35¢ each. A certain number of tickets will again be donated to clubs for each project they put on which may be sold to cover the cost of putting on the exhibit.

Plans For Each Project

I. Shadow Boxes.

Limited to 24. The size of the shadow box is 30 inches high, 24 inches wide and 18 inches deep. Boxes will be furnished lined in black cloth which may not be altered or covered. Vases, flowers, and accessories must be furnished by the club.

II. Table Decorations.

a. Special occasion table. 42 x 84 inches; set for 6. No limit in value. No flat silver allowed on any table classes.

b. Luncheon tables. 42 x 84 inches. Set for 6. Value should not exceed one hundred dollars on everything used including flowers.

c. Garden tea tables. 42 x 42 inches. No limit in value. Only one table of each type may be entered by each club.

Judging will be based on the following points:

1. Originality.
2. Appropriateness.
3. Color harmony.
4. Flower Arrangement.

Miniature Models

The size of the models will be 15 x 30 inches to represent a home grounds of 60 x 120 feet. The problem is to create in miniature and correct scale a reproduction of a complete garden. The scale will be ¼ inch to a foot. Judging will be based on the following points:

1. Layout of grounds.
2. Design of garden picture.
3. Credit will be given for scale, good workmanship, general finish, and neatness of model.

Little Gardens

The size of the garden: A uniform depth of 8 feet will be required. Garden may be 8, 10, or 12 feet long. Soil, rocks, grass, and evergreens for background will be furnished on request. Flowers, shrubs and special features must be provided by the exhibitor. While advice may be obtained from experts and professionals the actual work of putting up the gardens must be done by club members.

Room Decoration, Using Flowers and Other Accessories

The exhibitor will furnish a piece of wall board 36 x 48 inches suitably painted or decorated to represent a section of the wall of a room. This will be mounted by the show management in the exhibition room and before it the exhibitor will place a table, stand or shelf, or some means of holding a vase, bowl or flower container in which they have an arrangement of flowers and plants. Other accessories may be used if desired. The problem is to illustrate the correct use of flowers as an accent to interior decoration.

A piece of fabric to represent a window hanging or a wall hanging may be draped over the wall board if desired. Judging will be based on the following points:

1. Harmony of wall decoration and hanging if used with flowers and container.
2. Composition of entire effect.
3. Originality in taste.

Miniature Home Grounds

The problem here is to construct in miniature, on a scale of ¼ inch to a foot, your ideal home grounds. Plots should be larger than in the miniature models, or in other words, represent grounds larger than 60 x 120 feet. For illustration, home grounds of 1 or 1½ acres in extent. This model may be used to plan your home grounds in the future. Nothing will be furnished the exhibitor in these models. Credit will be given for good workmanship, scale and the general finish of the model.

Original Exhibit

The problem in this exhibit is for the garden club to create something original; some project in home or garden beautification which has not already been listed. Suggestions for this exhibit may be obtained from other garden club exhibits, or from magazine accounts of exhibits held in some of the large shows.

Space for this exhibit must be approved by the management.

Garden and Flower Posters

The posters may be made from many types of material. They should be approximately 14 x 22 inches. Each poster should bear a garden slogan.

GARDEN NOTES

MRS. R. H. MALISCH
President

As the new seed catalogs are beginning to arrive, we feel like singing "Happy days are here again". Just going through the list of wonderful new things we have an entrancing vision of how our garden will look this summer, and we forget all about last year's disappointments. Our dream gardens somehow are the most enjoyable ones. Artistic longings are inherent in all of us. At this time of the year we can give them full sway. How richly we will be compensated to see some of these dreams come true in our real garden.

We are longing to see our flower friends again, yes, we should love our flowers as real friends and treat them as such, for they really are living. They have their hopes and disappointments, but they cannot express themselves and are at our mercy. Let us resolve to give them the kindest treatment this year and they will not fail to recompense us for our efforts.

Now, with spring "just around the corner" we are faced with starting the seeds of the annual flowers. If your garden is to be gay with great masses of bloom all summer, the seeds must be started early indoors. Waiting till they may be planted outside results in delaying bloom till midsummer and later. Many kinds need to become well established before warm weather arrives. (The American Home)

If you want to make friends with the birds, build homes for them. It's the quickest and best way to bring the more attractive ones right up into your yard; and they'll repay you for all your trouble, for watching the feathered tenants build their nests and rear their families is as much entertainment as a circus.

Winter is the time to build bird houses, so as to have them finished and located by nest building time in the spring. Place the houses in protected spots where you can watch them without disturbing the occupants. (The Country Gentleman).

NOTICE TO GARDEN CLUBS

If the members of a garden club pays their dues before April 1st they are entitled to the plant premiums listed on page 188.

Teacher: "Johnny, what were the leaders of Indian tribes called?"

Johnny: "Chiefs, ma'am."

Teacher: "Correct! Now what were the chiefs' wives called?"

Johnny: Mischiefs."

Special Offer
TREES SHRUBS EVERGREENS
BROAD LEAF FLOWERING SHRUBS

Rhododendron maximum
2-3 ft. 25 @ $8 100 @ $30
Select Clumps
2-3 ft. 10 @ $8 25 @ $18
100 @ $60
Carload lots 550 clumps $200
Seedlings
5-18 in. 100 @ $8 1,00 @ $70
Hemlock
Bushy Trees 2-3 ft.
25 @ $9 100 @ $32
Seedlings
5-18 in. 100 @ $8 1,000 @ $70
Cedar
Bushy Trees 2-3 ft.
25 @ $9 100 @ $32
Seedlings 5-18 in.
100 @ $8 1,000 @ $70

All first class stock. Roots packed in wet moss or soil — balled and burlaped. Cash with order, please.

THOMAS ARP COMPANY
Box 536 Elizabeton, Tenn.

GLADIOLUS BULBS
Large Size

4 bulbs each of the following: General Petain, Evelyn Kirtland, America, Nora, Le Merechal Foch, Topaz, Venus, Lily White, Wilbrink, Myra, Peace, Mrs. Francis King.

The above collection prepaid for $2.00.

Mixed Gladiolus bulbs prepaid for $1.00 per 100. Cash with order. Spring delivery.

Catalog of Gladiolus and Dahlias free.

COLUMBIA GARDENS
Cedarburg, Wis.

WILD FLOWERING PLANTS
SHRUBS
BULBS



12 fast growing Arrowhead tubers (illustration on left) for moist places or aquarium $1; 18 assorted flowering water plants $5, all postpaid. 85varieties. TERRELL'S, 1011 W Blk, Oshkosh, Wis.

Send for **FREE** *Booklet*

GLADIOLUS BULBS

Per 100	No. 1	No. 2	No. 3	No. 4	No. 5	No. 6
Alice Tiplady	....	....	....	$1.50	$1.00	$.50
Helen Franklin	....	....	$1.75	1.25	.75	.25
Mixed	$2.00	$1.00	....	....	....	....

Write for folder listing 20 named varieties.
THERON M. MOSER, Richland Center, Wis.

POINTERS ON TABLE DECORATION

MRS. CHARLES HUBBARD of Lake Forest, gave a talk to the garden club of Illinois on "Artistic Flower Arrangement and Table Decoration" at a meeting held at the Chicago Stadium in December.

In the "Home and Garden Review" for January are listed the following pointers which Mrs. Hubbard presented on the subject.

1. Do not confuse formal and informal tables.

(The formal table occurs seldom in anyone's life—it is a "Prince of Wales affair.")

2. Suitability should be the key-note of all flower arrangements.

3. Balance, scale and appropriateness are almost synonymous.

4. Table decorations are out of scale if too large.

5. Table decorations are out of scale if too gorgeous.

6. Table decorations should be planned to suit the china and glassware used throughout the meal.

7. The store window table or the one on the colored page—is assembled for "sales-talk" and need not be taken seriously.

8. Candles should be high enough so that when lighted, the flare is above the vision of those seated about the table.

(Mrs. Hubbard does not use candles in mid-day.)

9. The most expensive container is not always the most appropriate. (Two jelly moulds and two honey jars displayed on little teakwood standards demonstrated that.)

10. China or glassware in "sets" does not reflect the study or thought which must be employed when the various dozens are different and yet harmonize and complement each other.

11. Originality cannot be borrowed or bought.

PROGRAM FOR GARDEN CLUBS

HOW can we keep up the attendance at our garden club meetings? How can we attract new members to join our club? These are some of the questions being asked by those interested in garden clubs.

Here is our answer to these questions:

First, last, and foremost, **have an interesting program.** Find out what your members want and then give it to them. That is an important responsibility vested in the officers and program committee. Members should express their desires in this respect.

We are listing a few of the subjects that might be discussed during the next three months. Never mind if you can't get an outside speaker to talk on these subjects. There are such good books now written on every phase of gardening that any member can prepare a garden topic the same as a member of a study club can give a book report. Free discussion following the presentation of topics is also of interest.

SUGGESTIVE TOPICS FOR MARCH

How to Plan a Perennial Border.
New Plants to Try in your Border.
How to Make a Good Lawn.
Trees for the Garden and Street.
How to Attract Birds.
Care of Cold Frames and Hot Beds.
Plans may be made to visit outstanding bulb gardens when they come into bloom in April or the first part of May.

APRIL

Shall We do Spring Pruning.
What to do About Soils and Fertilizers.
Care of the Lawn.
New Plants to try in the Rock Garden.
The Use of Evergreens in the Home Grounds.
Shall we Plant Annuals? How, and What Kind.
Plan a trip to Outstanding gardens.

MAY

Tulips and other flowers for the May Garden.
Members should bring their favorite tulip or other flower to the meeting which may be Discussed at Roll Call.
Trips to outstanding gardens.

SPRING FLOWER SHOW

Plans for iris and peony show should also be made.

If your local library does not have the books you will need to give these topics, write to the Free Traveling Library, State Capitol Annex, Madison, Wisconsin. A book may be borrowed for a period of three weeks and will be sent postpaid, the borrower to pay return postage.

HILLCREST (WEST ALLIS) CLUB ADOPTS NEW SLOGAN

MRS. GEO. LEVERENZ
Secretary

THE Hillcrest Garden Club met on January 6th at the home of Mrs. Horton. We discussed flower shows and new ways of exhibiting flowers at shows. The members of the club feel it would be more educational to stress artistic arrangement instead of quantity. They also feel that the little gardens and the miniature gardens as shown at the flower shows are of great educational value to both the public and the individual.

Our club has chosen a slogan, "Give flowers to the Living". We have all agreed to live up to this and we are sure there will be many more happy lives.

We heard two splendid poems. One very clever one read by Mrs. Strong called "To Any Suburbanite", and a lovely one called "A Rock Garden" read by Mrs. Park. Both happened to be by the same author, Violet Allegn Storey.

We will have election of officers at our next meeting. We also are to bring our new seed catalogs with us so that we may order some of our seeds in quantity.

After the meeting a lovely lunch was served by our hostess.

MADISON GARDEN CLUB ELECTS OFFICERS

THE Madison Garden Club held its annual meeting in the Horticulture Building at the College of Agriculture Tuesday evening, January 14th. About 45 members were present.

The following officers were elected: W. H. Milward, president; Miss Melissa Brown, vice-president; Mrs. Chas. Dean, secretary; and Fred Bodenstein, treasurer.

Participation in the buying of a 21 acre old Indian camping grounds on Lake Monona were discussed. This plot is known as Frost Woods and it is proposed to preserve this area for its historical interest.

Prof. J. G. Moore of the Horticultural Department of the University gave a very splendid lecture on "Beauty Spots of Wisconsin", which was enjoyed by all present.

WAUKESHA COUNTY GARDEN CLUB FEDERATION ORGANIZED

HELEN M. MOORE

TWENTY-ONE delegates from the seven garden clubs in the county met in the home of Miss Mary Lowerre, Delafield, and unanimously organized the Waukesha County Garden Clubs Federation.

It was a very enthusiastic meeting and much may be expected from it in the future. The officers were elected and one committee chairman appointed as follows:

Miss Mary Lowerre, President, Delafield.
Judge Newton W. Evans, Vice-president, Oconomowoc.
Mrs. J. C. Atkin, Secretary, Waukesha.
Mrs. G. H. Harland, Treasurer, Pewaukee.
Publicity Chairman, Miss Helen Moore, Delafield.

We will have a longer report for the March number when plans and details will have been worked out.

It may also be of interest to know that the *Delafield* Garden Club was organized here in Delafield Saturday night, January 11th. It was a very bad night, a heavy snow storm, which would test the loyalty of most any one for a more serious meeting, and in spite of it nineteen people were interested enough to come out to the organization call. Officers were elected as follows: Miss Mary Lowerre, President; Mr. H. B. Jacques, Vice-president; Miss Sarah Hearding, Secretary; Mrs. L. G. Morris, Treasurer. Many others have called up to say they would be present next time. The meetings will be held once a month and the dues are fifty cents a year. More of **this** organization at another time also.

Nervous Musician: "Madam, your cat has kept us awake two nights with its serenade."

Mrs. Nextdoor (tartly): "What do you want me to do, shoot the cat?"

Nervous Musician: "No madam, but couldn't you have him tuned?"

KINKADE GARDEN TRACTOR

A Practical, Proven Power Cultivator for Gardeners, Fruit Growers, Truckers, Florists, Nurserymen, Suburbanites, Country Estates and Poultrymen.



New Low Prices—Easy Terms
AMERICAN FARM MACHINE CO.
1085-33rd Ave. S. E. MINNEAPOLIS, MINN.

WINTER GARDENS

Evergreens give a note of warmth and cheer during the long cold months.

Order for next winter's enjoyment.

BAHR NURSERY
Manitowoc, Wis.

100,000 Dahlia Divisions



In Hundreds of Varieties from the Small Pompoms to the Largest Decoratives at Greatly Reduced Prices.

Our planting last year consisted of 13 acres. The crop was exceptionally good. Our dahlia divisions are from strong healthy stock, guaranteed to grow. We carry all of the best, leading varieties.

Write for catalog and special prices.

POLTL BULB FARM

Hartford, Wis. **Dept. W.**

SUPERIOR CLUB ENTERTAINS AUXILIARIES

USING charts, maps and petrified roots to demonstrate many of his topics, Mr. Leonard Wilson, talked scientifically and humorously on the subject of "English Flowers and Gardens" before the Garden Club and its auxiliaries Jan. 2.

2,000 Native Plants

"British isles are isles of enchantment. They hold secrets that are open to everyone. I met a number of interesting men on my trip, men who spent all of their time drawing orchids, perfecting primroses or studying rock plants. Over there, about 2,000 plants are native to the country and 5,000 are alien, brought over from other coasts.

"When I reached Leeds university the atmosphere was dull, dark and miserable, but I became used to it after a while. In history we are told that at one time in the wars between the Moors and other factions, the forests were almost a jungle and easy to hide an army from the enemy.

"The Moors burned the forests down and today for miles and miles the countryside is covered with heather. In Wordsworth country I noticed English daffodils and even the walls of York are yellow with them in May. I took a bicycle trip to the Pennines, a backbone of English hills into the Shakespeare country and was surprised to find that that section of England is similar to the southeastern glaciated part of Wisconsin.

Ann Hathaway's Cottage

"We visited Ann Hathaway's cottage, around which is an old-fashioned garden where the flowers of long ago are still in bloom. We went from Bristol to Hull, then to Chetter and Wells Cathedral. Quite a unique place is the 'Beggars Porch' where beggars congregate and ask for alms. From there we went to Devonshire.

"Gardens there are sub-tropical. When I saw them it was Easter time and they were a beautiful sight. The greenhouses in that country are very extensive and contain some of the most delicate plants in the world. There are paths on top of the flower houses where one can look down and see the rare plants.

"I stayed two weeks at the marine station where I made a study of sea weeds and moss. Moss is very plentiful in England and is never out of bloom. People say 'when moss is out of bloom, kissing is out of date.'

"The people in England are very hospitable. Men who are employed as shepherds, mill workers and dyers work six days a week and on Sunday they study flowers and nature. I was thoroughly surprised to find out that the common laborers have a wide knowledge of science, literature and are engrossed in the philosophies.

JEFFERSON CLUB MEETING

THE Jefferson Garden club after a vacation of two months resumed its regular monthly meetings January 13th. The officers of the club are Mrs. C. T. Fargo, President, and Miss Esther Friedel, Secretary-Treasurer.

The Club's object is to assist in all small garden problems of the members and usually half of the scheduled time is devoted to these problems.

At this meeting the Club decided to take advantage of the splendid premiums offered through the Wisconsin Horticulture for all dues paid before April 1st.

After all business was disposed of Mr. Copeland, President of the Copeland Ryder Shoe Co., and a very successful apple grower took charge of the meeting. He had brought a basketful of a variety of apples as fresh as though just picked from the trees. While the members enjoyed the luscious fruit, Mr. Copeland gave an interesting talk on "Apples" and read a selection from the Life of Johnny Appleseed. With the unhappy love life of Johnny Appleseed in mind the club was reminded that if disappointed in love to turn to the growing of apples.

KENOSHA SOCIETY DISCUSSES HOME BEAUTIFICATION

VINCENT FRANTAL
Secretary

THE Kenosha Horticultural Society met at the Courthouse on the evening of January 21st. Despite the zero weather prevailing, a large number of members were present.

We were pleased to enter Clifford Sykes, Roy Bain, and Mrs. E. E. Brenamen, all of Kenosha, as members of our Society.

Howard O. Taylor, landscape architect and gardener, began a series of programs on "Home Beautification" with a talk on "Beautifying the Small Home Grounds". He told how by the use of shrubs and evergreens used in a foundation, boundary, curb, and backyard planting, a home grounds can be made beautiful. The talk was illustrated by a few selected slides obtained from the University of Wisconsin.

Fred W. Becker was unanimously elected president to succeed Mr. C. M. Findlay, who on account of illness, asked that he be allowed to resign.

The short course in "Home Beautification" to be conducted by the Department of Horticulture, University of Wisconsin, was announced.

The society expects Mr. Rahmlow to be with us for the March meeting with an illustrated lecture on "Dahlias".

HAWTHORN CLUB MAKES SPLENDID SHOWING

MRS. JOHN H. PAUL

AS A representative of the Hawthorn Garden Club I believe we can point with pride to the accomplishments of our organization.

The Hawthorn Garden Club is centered in and about a community having less than 700 inhabitants.

The primary purpose of our organization is to develope gardens, encourage flower growing, and improve the home and garden.

To have a good garden club we found we must work together unselfishly and have for our slogan "One for all, and All for One". This has brought about the friendliest feeling. The results are not only the interchange of helpful suggestions and ideas but also in exchanging plants and flowers and dividing our plants with those who are making new gardens.

We have tried many of the new seeds of perennials and I believe we have enjoyed the French and English Delphinium most of all.

We held a flower show in our Bank in June and from an artistic standpoint it was pronounced a great success and very well attended.

The past year we concentrated our efforts on the State Flower show held at Madison. Our president who I am pleased to say is State president of the Federation of Garden Clubs, made, with the help of another member, a miniature garden which received first prize. Our club also submitted a shadow box which received 2nd prize, and a luncheon table.

We are trying to interest the children by giving a prize for the best garden. It is nice to see how many respond and we hope to have still more interest shown.

One of our greatest pleasures is visiting different gardens, not only of our own members, but the surrounding country, and we gain much inspiration seeing how others work out their ideas.

A garden club is an inspiration to any locality. The results in our little village alone has shown that, Hales Corners has changed to a community of beautiful homes. Homes made beautiful through lovely gardens.

Delphiniums
Peonies **Iris**

Potted annuals for your garden ready for delivery May 1st.

Write for prices and reservations, wholesale and retail.

COOPER PEONY GARDENS
Box 471 **Kenosha, Wis.**

HIGHLAND PARK GLADIOLUS

Special offer very fine Gladiolus

We offer 126 large blooming sized bulbs as listed below, catalog value $15.30, for $6.50 postpaid.

One half the collection, including Purple Queen and Golden Frills at $3.50 postpaid.

One dozen each of the following, having regular retail price as indicated: Muriel, Blue, $1; E. J. Shaylor, rose pink, $1; Rose Glory, $1.50; Mrs. Dr. Norton, $1; Glorious, creamy yellow, $2; Ventura, $1; Gret. Zaug, pink, 50c; Pink Wonder, $1; Lacinatus, $2.

Also the following newer varieties:

4 Dream, 80c; 4 Tempa, 60c; 4 Ruth Huntington, 60c; 4 A. B. Kunderd, 80c; 1 Purple Queen, 50c; 1 Golden Frills, $1.

State inspected.

Shipment about April 1st.

J. J. GERHART
HIGHLAND PARK GARDENS
258 E. 14th Street
Fond du Lac, Wis.



OSHKOSH SOCIETY ELECTS OFFICERS

FLORENCE WINCHESTER
Secretary

THE annual oyster supper of the Oshkosh Horticultural Society was held Monday evening January 6, at the Museum.

The first order of business, the election of officers, was quickly disposed of because all the former officers were re-elected for 1930, namely Pres., Mr. John Geiger; Vice-pres., Mr. Herman Christensen, and sec.-treas., Miss Florence Winchester.

Mr. Herman Christensen read a very interesting letter from Mr. James Roe who is spending the winter in Florida.

Several new members joined the society.

Mr. Cuff, the county agent, invited the society to attend the meetings of the Winnebago Farm Week to be held in the Village Hall at Winneconne beginning January 14. Some of the members of our society are to give talks during the day and fine entertainment is provided for the evening.

The program committee asked that each one think of one thing that had been grown profitably in his garden to talk about at the next meeting.

The hostesses for this meeting were Miss Clara Friday and Mrs. J. U. Basilliere, and Miss Bessie Pease was in charge of the supper.

Mr. Rasmussen told about the annual banquet of the Isaac Walton League to be held January 15 at the Raulf Hotel. There will be two noted speakers and good music during the dinner. He also told about the work the League has been doing out his way. They have put up protection for pheasants, quail and prairie chickens and are furnishing them with food.

The principal feature of the evening was an illustrated travel talk given by Dr. W. N. Linn. He told of the trip he and Mrs. Linn took last winter in the south. They motored to New Orleans and spent a few days there, then going on to Florida stopping at places of interest along the way. They left their car at Key West and took a cruise through the West Indies and on to the Panama Canal.

ELKHORN GARDEN CLUB ELECTS OFFICERS

MRS. C. LEE SHAW
Secretary

AT OUR December meeting Mrs. Evelyn McCormick gave us a book review "Our National Parks". This was very interesting and of course we all wanted to take trips to see these beautiful wonder lands of ours.

Different members brought pictures of their gardens and flowers and these were passed around so that we made a number of garden visits.

It was decided at this meeting to meet at the members' homes as our faithful member, Miss Jessie Sprague, who always opens the Court House for us, is to take a vacation in the South for the next few months. Mrs. H. D. L. Adkins very kindly offered her home for the next meeting.

In January we met at the home of Mrs. H. D. L. Adkins. We didn't have a program as we always elect new officers in January. Mrs. Ed Hicks was elected president, Mrs. Harry Agard, vice-president, and Mrs. Lee Shaw, secretary and treasurer. Mrs. Harry Agard, our 1929 president, was presented with a beautiful green etched vase to show our appreciation for the wonderful work she has done during the year.

Mrs. Hicks appointed Mrs. Dallas Davis, Mrs. Chas. Jahr, and Mrs. Carrie Howe on the program committee for this year.

Our dues which were $1.50 last year were fixed at $1 this year. Fifty cents of this is to go to the Federation.

Mrs. H. D. L. Adkins, Mrs. Robert Adler, and Mrs. Lee Shaw have promised to attempt to make a miniature model.

PIERCE COUNTY HORTICULTURAL SOCIETY MAKES PLANS FOR SCHOOL BEAUTIFICATION

MRS. ALVIN D. HURTGEN

THE January issue of Wisconsin Horticulture just hit the nail on the head for us. We had discussed the matter of garden books of the circulating library and the possibility of the Society offering premiums for renewals and new members the day before New Years, at a meeting held for the purpose of discussing the school planting contest we intend to put on in this county the coming year.

In this contest we decided to allow the use of native shrubs, trees, vines or nursery stock, just as the board and teacher sees fit. A banner and also a supply of perennials and shrubs will be given the winner to be divided among the children for home planting.

We also wish to do the same for 2nd prize, and honorable mention. I believe we can stimulate the home planting idea in this way.

THE NEW EARLY RED RASPBERRY

Minnesota No. 223

Hardiest, Earliest, Heaviest yielding red raspberry.

Splendid shipper — Highest quality.

We have a large stock of No. 223; Latham and other leading varieties of the Northwest's best fruits and ornamentals.

Send for big, free catalog.

THE DANIELS NURSERY

Box 300 Long Lake, Minn.

Garden Club of Virginia Has Rose Test Garden

"GARDEN Gossip" is the name of the very interesting magazine published by the Garden Club of Virginia. Mrs. Joseph D. Walker, Woodberry Forest, Virginia is editor.

The garden club of Virginia now has 1750 members. The membership has been doubled during the last two years.

One of the projects of the Federation is the Rose Test Garden. In a letter from Mrs. Walker, the editor, in regard to this test garden, says, "It is an undertaking that we have long been trying to put on its feet, for I think the generally published literature on roses deals mainly with one or two sections of the country, and we who are outside of those sections have to work out our problems laboriously and uncertainly for ourselves.

"Our first stumbling block was lack of funds, the Garden Club of Virginia being a most impecunious organization, and even our very modest beginnings looked, at first, impossible. We have a main Test Garden under the care and management of Mr. and Mrs. Edward Gay Butler, of Boyce, Virginia, in which are tried out a certain number of the newest roses each year. The following year, 4 or 6 of these roses are recommended for general testing, and a Rosarian in each club takes 3 each of each variety, giving them ordinary treatment, and turning in an accurate report of their behavior for three years. At the end of that time, their average behavior can be determined.

"The funds for the purchase of the roses for the Test Garden are supplied by the Garden Club of Virginia, as are also the funds for the upkeep. The individual clubs purchase the dozen roses for their club Rosarians, who incorporate them in their regular garden work. The nurseries have assisted us to the extent of giving us lower rates in the purchase of the roses, as the Director buys for all the Rosarians, and is therefore able to place the larger orders with the nurserymen."

SURPLUS BARGAINS

100 Good Gladiolus, mixed, At least fifteen varieties, postpaid, $2.15.

Alice Tiplady, Jewell, Souvenir, Glendale, Crimson Glow, Giant Nymph, Carmen Sylva, Le Marechal Foch, Mary Pickford, Scarlet Princeps.

2 for 15 cents; 25 for $1.50

Other bargains this month. Write

WATERLOO FLORAL GARDENS
Waterloo, Wis.

THINK OF YOUR HARVEST NOW!

Prevention Pays



It costs just as much to pick unmarketable fruit as it does a 90% "Fancy" and "No. 1" crop. Now is the time to start making this year's harvest more profitable. A thorough spraying with "Orchard Brand" Oil Emulsion or Lime Sulphur Solution, as soon as the temperature rises above a safe 45°, will keep scale under control. It's none too early to be planning your delayed dormant and cluster-bud sprays. You've got to stop scab infection on the foliage before the blossoms fall—or risk a harvest of scabby fruit. Let the "Orchard Brand" publication "Cash Crops" guide your spray and dust campaign.

You Can Trust "Orchard Brand" Effectiveness

LIME SULPHUR SOLUTION
OIL EMULSION
BORDEAUX MIXTURE
ARSENATE OF LEAD
CALCIUM ARSENATE
ARSENITE OF ZINC
DRITOMIC SULPHUR
SULPHUR DUSTS
(with and without Arsenicals)

GENERAL CHEMICAL COMPANY
40 Rector Street, New York
St. Louis Los Angeles San Francisco

GCI-66



ORCHARD BRAND
REG. U.S. PAT. OFF.
SPRAY & DUST MATERIALS



Free Plant Premiums for Members

Prizes Worth Thirty-three Dollars for Person Sending in Most New Members Before April 1st

NOW is the time to renew your membership and take advantage of the plant premiums we are offering. This offer positively closes on April 1st.

These plant premiums are worth from 75¢ to $1 each, and are given for all renewals or new memberships paid before April 1st.

This month we have several additional premiums to those listed in the January issue. Notice the special premiums given to the one sending in the most new members. The first prize in this contest is valued at $33.

We have three classes of members. Plant premiums will be given as follows:

Individual Members

Individual members paying $1 per year membership dues or $1.50 for two years, may select any plant premium which will be sent to them during the planting season, postpaid. Send your plant premium selection when you send in your dues.

Local Club Members

Members of local societies or clubs affiliated directly with the State Horticultural Society should pay their dues to the local secretary to whom they should also give the number of the plant premium, variety of plant desired, together with 15¢ to cover cost of postage and wrapping. Dues of an entire club should be sent in at one time whenever possible.

Garden Club Federation Members

Members of garden clubs affiliated with the State Garden Club Federation should pay their fees and give their choice of plant premium to their local garden club secretary who should send them to Mrs. A. W. Sperber, Hales Corners, secretary-treasurer of the Federation. Dues for these members are 50¢ for membership in the Federation and Horticultural Society, and 15¢ for postage and wrapping, or a total of 65¢ for each member.

Wisconsin Horticulture is sent free to all of our members so your membership fee includes the magazine as well as plant premium.

We would suggest that you give a second choice of plant premium as some of the numbers may be exhausted.

SPECIAL PREMIUMS MEMBERSHIP CONTEST

To the person sending in the greatest number of new individual members, at $1.00 each, before April 1st the following special premiums are offered:

1. By the North Star Nursery Co., Pardeeville, Wis. A Waukegan Juniper (Juniperus horizontalis Duglasi 24–30 in. spread, ballad and burlaped. Value $8.00. Freight paid by Horticultural Society.

2. By W. A. Sisson, Rosendale, Wis. One new Walter F. Miller Peony (Wettengel 1928) Deep rose. Value $25.00.

For 2nd, 3rd, 4th and 5th prizes

We have several valuable additional prizes offered in this contest. In order that the winners may receive prizes they can use to best advantage we will give them in this way:

The person sending in the second largest number of new members may choose any TWO of the following premiums, and the winner of third prize, fourth prize, and fifth prize may choose one each from the remainder of the list, in consecutive order. Shipping charges will be paid by the Society in each case.

1. Baker Nursery Co., Fond du Lac, Wis.
   5 Kentucky Coffee Trees (Gymnocladus Canadensis) 6 to 8 feet.
2. H. B. Blackman, Richland Center, Wis.
   25 Minnesota No. 223 Red Raspberry plants. The new variety that looks better than Latham.
3. H. C. Christensen, Oshkosh, Wis. Clematis recta.
4. Coe Converse and Edwards Co., Fort Atkinson, Wis.
   1 Norway maple 5–6 feet. Express pd. by Society.
5. W. A. Dana, Stonecrest Gardens, Eau Claire, Wis.
   100 gladiolus bulbs.
6. Rasmussen's Fruit Farm, Oshkosh, Wis.
   1 Black Hills Spruce, 18x25" B & 8.

PREMIUMS FOR MEMBERSHIPS PAID BEFORE APRIL 1ST

Premium No. 1
THE AMERICAN FORESTRY CO.
Pembine, Wis.

American Arborvitea, 18 inch. B. & B.
Premium: 3 trees.

Premium No. 2
BAKER NURSERY AND SEED CO.
Fond du Lac, Wis.

Baby's Breath (Gysophila) Perennial.
Premium: Four plants.

Premium No. 3
H. B. BLACKMAN
Richland Center, Wis.

100 gladiolus bulbs, labeled: Mary Pickford, cream and white; Anna Eberius, purple; E. J. Shaylor, pink; Crimson Glow, red; Purple Glory; Los Angeles, light pink; Mrs. Leon Douglas, pink; Two new red varieties. Premium; 10 bulbs.
Lillum Elegans, blooming size. Premium: 3 bulbs.
Hydrangeas—either P. G. or A. G. 18-24 inches. Premiums: 3 shrubs.
Spirea Van Houtti. Premium: 2 shrubs.
Delphiniums. Premiums: 5 plants.
Latham red raspberry plants. Premium: 10 plants.
Mastodon strawberry plants (everbearing). Premium: 5 plants.

Premium No. 4
H. C. CHRISTENSEN
Oshkosh, Wis.

Regal Lilly bulbs, blooming size.
Premium: 3 bulbs.

Premium No. 5
THE COE CONVERSE AND EDWARDS CO.
Ft. Atkinson, Wis.

White Meehans Mallow. Premium: 3 plants. Strawberry Plants, Premier, Gibson, Finch. Premium: 25 plants.

Premium No. 6
W. A. DANA
Eau Claire, Wis.

Gladiolus bulbs.
Premiums: 1 dozen bulbs.

Premium No. 7
FITCHETT DAHLIA GARDENS
Janesville, Wis.

A dollar in Dahlias. Our selection. Each root labeled and listed in our catalog at $1.00.

Premium No. 8
FLORIADALE GARDENS
Fort Atkinson, Wis.

The following varieties of gladiolus bulbs:
Lacinatus; Baron J. Hulot. Orange Glory; Panama Pink.

Premium: Choice of 5 bulbs including one Lachinatus, value 20c.

Premium No. 9
JOHN HAUSER
Bayfield, Wis.

Incarvillea, or hardy gloxinia, 2 yr. old.
Premium: 3 plants.

Premium No. 10
KELLOGG'S NURSERY
Janesville, Wis.

Peony roots, blooming size, our selection of varieties in red, pink or white.
Premium: 1 root value $1.00.

Premium No. 11
MENOMONIE-EAU CLAIRE NURSERY CO., GEO. M. MOSEMAN
Eau Claire, Wis.

Mixed glads—Premium: 10 bulbs.
Mixed dahlias—Premium: 2 roots.
Iris—by color—Premium: 3 rhizomes.

Premium No. 12
W. J. MOYLE AND SON, WISCONSIN NURSERIES
Union Grove, Wis.

Clematis paniculata, blue, red or white.
Dutchman's Pipe; Scarlet Honeysuckle; Persian Lilac, (double white, red or purple); Hills of Snow; Red Weigela; Spirea, red or yellow; Japan Quince. Golden Bell; or red leaved Barberry.
Premium: 1 shrub.

Premium No. 13
DR. A. J. NELSON
Stoughton, Wis.

Gladiolus bulbs, named varieties.
Premium: 4 bulbs.
Dahlias, named varieties.
Premium: 1 root, value $1.00.

Premium No. 14
THE NORTH STAR NURSERY CO.
Pardeeville, Wis.

Cutleaf Elder, 2–3 ft.; Spirea Anthony Waterer, 12–18 in.
Spirea V. H. 2–3 ft.; Purple Lilac, 2–3 ft.
Premium: 1 shrub.

Premium No. 15
POLTL BULB FARM
Hartford, Wis.

Dahlia divisions, named varieties. Large flowering types, any color.
Premium: 2 roots, value 50c each.

Premium No. 16
W. A. SISSON
Rosendale, Wis.

Peony roots, named varieties, any color.
Premium: 1 root, value $1.00.

Premium No. 17
W. A. TOOLE
Baraboo, Wis.

Anchusa italica, Dropmore, variety.
Aquilegia long spurred hybrids.
Delphiniums.
Coreopsis Lanceolata.
Shasta Daisy Alaska.
Dianthus-caesius, deltiodes, plumarius.
Gaillardia grandiflora.
Hollyhock, double or single.
Linum perenne.
Lupinus polyphyllus.
Lythrum roseum.
Nepeta mussini.
Papaver orientale.
Pentstemon bar. tor.
Iris-Afterglow, Juniata, L. A. Williamson.
Monsignor, Mrs. Alan Gray, Mme. Chereau.
Prosper Laugier, Quaker Lady, Rhein Nixie.
Sherwin Wright, Walhalla, Siberica Orientalis.
Hardy Phlox, field grown plants, following varieties:
B. Compte, Beranger, Eclaireur, Flora Reidy, Koenigshofer, LaVague, Milly von Hoboken, Rheinlander, Riverton Jewel, Rosalind, R. P. Struthers, Siebold, Von Lassburg, W. C. Egan, Widar.
Pyrethrum roseum.
Rudbeckia purpurea.
Salvia azurea gr.
Saponaria ocymoides.
Sedum-album, ewerslii, sarmentosum, spectabile, lydium, stolonifera.
Statice latifolia.
Tunica saxifraga.
Premium: 3 large plants, your choice.

Premium No. 18
WATERLOO FLORAL GARDENS
Waterloo, Wis.

Gladiolus bulbs.
Varieties: Le Marshal Foch, A. B. Kunderd, Jewell, Ming Toy, Apple Blossom, Fairfax Scarlet Princeps, Crackerjack, Bengal Tiger, Elf, Peace.
Premium: 6 bulbs.

Premium No. 19
TERRELL'S AQUATIC FARMS AND NURSERIES
Oshkosh, Wis.

Japanese Barberry, 12 to 18 in.; Coral-Berry, 12 to 18 in.; Wild Frost Grape, 2 year vines; Sweet Elderberry, 12 to 18 in. Premium: Choice of 1 shrub or vine.
Flowering Water Plants.
Blue Water Iris; Wapata (Arrowhead).
Premium: Choice 3 roots or bulbs.
Pink Swamp Loosestrife.
Premium: 1 plant.
Evergreens.
White Cedar (Arbor Vitae) 12 to 18 in.; Prostrate Juniper, 6 to 10 in. spread. Premiums: Choice of 1 tree.

Premium No. 20
DAHLBERG NURSERIES
Ladysmith, Wis.

Spirea VanHoutte, 2–3 ft.
Spirea Sorbifolia, 2–3 ft.
Premium: 2 shrubs.

Premium No. 21
WHITE ELM NURSERY COMPANY
Hartland, Wisconsin

Alyssum Rostratum.
Anchusa Barelleri.
Aquilegia Dobbies Hybrids.
Artemisia Lactiflora.
Aster Amellus, named varieties.
Campanula Percifolia: Blue, Lavender Queen or White.
Centaurea Macrocephala Yellow.
Pink Daisy, Kellway's Exhibition Strain.
Chrysanthemum Arcticum.
Crucianella Stylosa.
Delphinium Belladonna, Fanny Stormonth.
Dianthus Caessius.
Dianthus Deltoides, Major Stearnes Var.
Erigeron Speciosus.
Gypsophila Repens.
Iberis Sempervirens.
Iris: Choice of 20 varieties.
Lathyrus Latifolia.
Linum Blue.
Limonium Latifolia.
Lychnis Chalcedonica.
Lythrum Roseum.
Myosotis Palustris.
Nepeta Mussini.
Papaver Orientalis, Mrs. Perry.
Penstetemon Barbatus Torreyi.
Phlox Miss Lingard.
Platycoden.
Salvia Azurea.
Saponaria Ocymoides Alba.
Sempervivum Tectorum.
Sedum: Acre, Reflexum, Sexangular, Sarmentosa, or Spurium Coccineum, Tritoma, Tunica Saxifraga, Veronica Incana, Viola Jersey Gem.
Premium: Choice of three plants.

Premium No. 22
MYERS NURSERY
A. W. Myers, Prop., Arcadia, Wis.

Mixed Phlox.
Premium: 5 plants.
Mixed Dahlias.
Premium: 4 roots.

Premium No. 23
RASMUSSEN'S FRUIT FARM AND NURSERIES
Oshkosh, Wis.

Delphiniums: Double French, Wrexham, Vanderbilt. Blackmore & Langdon.
Premium: 2 plants.
Varieties: Belladonna, Bellamosum or Summer Cloud.
Premium: 3 plants.
Iris, German: Assorted colors.
Premium: 4 plants.
Columbine—Mrs. Scott Elliott's strain: Assorted colors.
Premium: 3 plants.
Oshkosh Strawberry Plants.
Premium: 25 plants.

THE CHERRY CASE BEARER

(Continued from page 169)

Paraffin Oil" or "Junior Red Oil". The cherry orchards should be sprayed with 8 per cent oil emulsion during the dormant stage of the tree and before the larvae move to the buds for their first spring feeding.

The following method can be used in making the home-made cold mixed oil emulsion: Take about 4 gallons of water in a tank for each 100 gallons of spray. Start the engine, and pour one pound of Kayzo emulsifier for each 100 gallons of spray. When 4 gallons of water and Kayzo are well mixed, pour 8 gallons of oil and keep the engine running and pump the spray through the nozzle back into the tank. When emulsion is well mixed, dilute to 100 gallons with water. Keep engine going all the time while driving from the filling station to the orchard. If engine should for any reason stop for more than 15 minutes there will be a separation of the oil and such spray is unsafe to use.

In spraying cover both sides of the tree well, applying not less than 2 gallons of the oil spray to a tree about 18 to 20 years of age. Thoroughness of spraying will yield the results.

The Growers Market

Advertisements for this department will be accepted from members of this society who produce the articles offered for sale. Rate 2 cents per word, minimum charge 25c per issue. "Adds" of nursery stock and plants will be accepted only from those listed by the State Entomologist as having been inspected. No discounts from these prices.
Copy should reach us by the 20th of the month. Send cash with order.

FOR YOUR POOL—Collection of 18 beautiful flowering water plants blooming from spring until fall, $5.00, postpaid. TERRELL'S 1010 W. Blk, Oshkosh, Wisconsin.

GLADIOLUS BULBS

Mixture twenty-five one inch and larger bulbs one dollar prepaid. Collection thirty, inch and larger bulbs, six or more varieties, labeled, and packed separately two dollars prepaid. March shipment. Cash only. **G. H. Jaeger, Waterloo, Wisconsin.**

PERSONAL Correspondence Paper, 200 Sheets, 100 Envelopes; name or monogram and address: $1.00 post-paid. FREE — Packet Poppy seed from Flanders' Field with each order. Universal Stationers, Desk H, Oshkosh, Wis.

GLADIOLUS
BULBS AND PLANTING STOCK
NEW STANDARD

Partial list of newer introductions—Golden Dream—Pfitzer's Triumph, Rose Precoce, Sulphur Frills, Titan, Trudel Grotz, Vaughan's White, Copper Bronze, Orange Queen, Longfellow, Gertrude Errey, Mrs. P. W. Sisson, etc.

Complete list on request

EMMA E. PATTERSON
Burlington, Wis.

TWO DOZEN HARDY PERENNIALS

$3.75 postpaid, spring delivery

Your selection
of 8 varieties listed in our catalog, 3 each variety.

Send for Catalog

Chequamegon Flower Gardens
V. E. BRUBAKER, Proprietor
Washburn, Wis.

OUR BUYERS GUIDE

Our Advertisers Are Reliable. Mention of Wisconsin Horticulture When Writing Them Will Be Greatly Appreciated.

AQUATIC PLANTS

	Page
Terrell's Aquatic Farms, Oshkosh, Wis.	181, 190

BERRY BOXES

Cumberland Fruit Package Co., Cumberland, Wis.	162
Sheboygan Fruit Box Co., Sheboygan, Wis.	191

DAHLIAS

Dr. A. J. Nelson, Stoughton, Wis.	162
Poltl Bulb Farm, Hartford, Wis.	183

EVERGREENS

American Forestry Company, Pembine, Wis.	162
Evergreen Nursery Company, Sturgeon Bay, Wis.	192
Tennessee Evergreen Co., Elizabethton, Tenn.	162
Thomas Arp Co., Elizabethton, Tenn.	181

GLADIOLUS

Ray C. Bicknell, Ft. Atkinson, Wis.	179
Columbia Gardens, Cedarburg, Wis.	181
Floriadale Gardens, Ft. Atkinson, Wis.	190
J. J. Gerhart, Fond du Lac, Wis.	185
G. H. Jaeger, Waterloo, Wis.	190
Harry F. Meredith, Union Grove, Wis.	164
Theron M. Moser, Richland Center, Wis.	181
Miss Emma Patterson, Burlington, Wis.	190
Waterloo Floral Gardens, Waterloo, Wis.	191

NURSERY STOCK

Bahr Nursery, Manitowoc, Wis.	183
Coe, Converse & Edwards Co., Ft. Atkinson, Wis.	163
Dahlberg Nursery, Ladysmith, Wis.	163
Eschrich's Nursery, Sta. f., Milwaukee, Wis.	162
Dr. A. H. Lemke, Wausau, Wis.	163
N. A. Rasmussen, Oshkosh, Wis.	191
Strand's Nursery, Taylor Falls, Minn.	162
Swedberg Bros. Nursery, Battle Lake, Minn.	162
White Elm Nursery, Hartland, Wis.	163
Wisconsin Nurseries, Union Grove, Wis.	162

ORCHARD AND GARDENERS SUPPLIES

American Farm Machine Co., Minneapolis, Minn., Garden Tractors	183
F. R. Gifford Company, Madison, Wis.	164

PEONIES AND IRIS

Cooper Peony Gardens, Kenosha, Wis.	191
Sisson's Peonies, Rosendale, Wis.	192

PERENNIALS AND BULBS

Chequamegon Flower Gardens, Washburn, Wis.	190
H. C. Christensen, Oshkosh, Wis.	163
Far North Gardens, Iron River, Wis.	164
Edw. J. Gardner Nursery, West De Pere, Wis.	192
John F. Hauser, Bayfield, Wis.	164
Myers Nursery, Arcadia, Wis.	163
Stonecrest Gardens, Eau Claire, Wis.	162
W. A. Toole, Baraboo, Wis.	191

SPRAY MATERIAL

Cream City Chemical Co., Milwaukee, Wis.	163
General Chemical Company, New York	187

STATIONERY

Universal Stationers, Desk H, Oshkosh, Wis.	190

STRAWBERRY AND RASPBERRY PLANTS

Fred Hecklinger, Menomonie, Wis.	162

SPECIAL BARGAINS GLADIOLUS BULBS

Order now. All No. 1 sized bulbs, January bargains are still good.

No. 6.	4 Helga	50c
No. 13.	1 Peach Rose	25c
No. 15.	3 Baron J. Hulot	25c
No. 16.	2 Break O. Day	25c
No. 17.	3 Byron L. Smith	25c
No. 18.	1 Copper Bronze	25c
No. 19.	3 Genesse	25c
No. 20.	3 Golden Swallow	25c
No. 24.	3 Magic	25c
No. 25.	3 Rose Ash	25c
No. 26.	2 Cowee's Scarlet Wonder	25c
No. 28.	3 Orange Glory	25c
	Bulblets	
No. 29.	100 Baron J. Hulot	25c
No. 30.	50 Cowee's Scarlet Wonder	10c
No. 31.	12 Copper Bronze	20c
No. 32.	12 Gold Eagle	25c

Watch for our bargains this winter.

FLORIADALE GARDENS
Route 1, Ft. Atkinson, Wis.

Seeds For The Rock Garden

This collection of seeds of Rock Garden plants, 14 packages valued separately at $1.60, for only $1.00.

Alyssum saxatile compactum. 10c; Arabis alpina, 10c; Aster alpinus mixed, 10c; Campanula carpatica, 10c; Cheiranthus allioni, 10c; Dianthus deltoides, 10c; Nepeta mussini, 15c; Papaver nudicaule, Baker's Sunbeam, 10c; Saponaria ocymoides, 10c; Statice incana, 10c; Tunica saxifraga, 10c; Veronica teucrium, 15c; Primula auricula, 20c; Sedum mixed varieties, 10c; Total, $1.60.

Toole's Collection of Perennial Seeds

$1.80 Worth of Seeds for $1.00, Postpaid

For those who want to try their fortune at growing a Perennial Garden from seed, I have selected a collection of a dozen varieties that are not hard to grow, at the very low price of ONE DOLLAR FOR TWELVE PACKAGES of selected seed. No change may be made in this collection at the price quoted. The collection contains one package each of Anchusa Dropmore Variety; Aquilegia long spurred hybrids; Campanula medium; Centaurea macrocephala; Coreopsis lanceolata grandiflora; Delphinium Garry-nee-Dule Blue hybrids; Dianthus barbatus; Gaillardia grandiflora; Hollyhocks, double mixed; Lupinus polyphyllus, choiced mixed; Papaver nudicaule, Baker's Sunbeam; Pyrethrum hybridum fl. pl. VALUE $1.80—for $1.00—POSTPAID TO YOUR DOOR.

Write for my 1930 catalog of Hardy Perennials, Rock Garden Plants and Wisconsin Wild Flowers. Free on request.

W. A. TOOLE
Garry-Nee-Dule
Baraboo, Wisconsin

Berry Boxes And Crates

Either made up or in the K. D., American Quart Berry Baskets, Climax Grape and Peach Baskets, Till or Repacking Baskets, Plant Boxes and Veneer Tree Protectors.

Circular and Price List mailed upon request.

Write for special prices on carload lots.

Liberal discounts on early orders.

SHEBOYGAN FRUIT BOX COMPANY

Sheboygan, Wis.



Wolfgang von Goethe--orange, scarlet, 50c postpaid.

Attractive prices in new catolog, free on request.

Fitchett Dahlia Gardens

735 E. Milton Ave. Janesville, Wisconsin



Summertime at Rasmussen's
Drive In We're Home

Trees, Shrubs, Flowers
Everything For Your Garden

Catalog On Request

Rasmussen's Fruit Farm and Nurseries
Oshkosh, Wis.



W. A. Sisson W. A. Lawson

Sisson's Peonies

Rosendale, Wisconsin

Specializing in

Peonies—Irises and Gladiolus

Let us start you in the business or send you additions to your collection

**Write or head your auto this way.
Intersection Highways 23 and 26**

**Memorial Peony bed at
Riverside Cemetery, Oshkosh**

Real Bargains
in
Perennials and Bulbs

40 Gladiolus bulbs for $1. Large flowering size bulbs, 1¼ inches and up. Mixed colors, all fine large flowered varieties.

12 Iris roots for $2. 1 large root each of 12 different colored iris, each root labeled. All colors, purple, lavender, pink, yellow, etc. All good up-to-date sorts. Catalog price 25c to 35c per root.

3 Peony roots for $2. 1 each;—Felix Crousse, red; Madam de Verneville, white; Delicatissima, pink. Large, strong roots. Regular price $2.50.

We grow hundreds of varieties of Hardy Perennials, Flower bulbs, ornamental shrubs. New catalog ready soon. Write for copy, it's free.

Edw. J. Gardner Nursery

West De Pere, Wis.

GROW CHRISTMAS TREES!



Over **Five Million** Christmas trees consumed annually every year in the United States. The wild supply is practically exhausted. The price is rapidly climbing each year.

PLANT THIS SPRING

Supply your local market and nearby large centers. Locally grown trees much preferred as they are far superior to wild stock.

GET IN ON THE GROUND FLOOR OF THIS NEW INDUSTRY

Write us today for our special Christmas tree circular and new low 1930 prices on small spruce suitable to grow on into Christmas trees.

Evergreen Nursery Co.

Established 1864 **Sturgeon Bay, Wis.**

DEMOCRAT PRINTING COMPANY
MADISON, WISCONSIN

WISCONSIN HORTICULTURE



MARCH, 1930

EVERGREENS
Native Rhododendrons

Broad Leaved Flowering Shrubs for all around beauty. Write for illustrated price list. Now booking fall orders.

TENNESSEE EVERGREEN CO.
P. O. Box 575
Elizabethton, Tenn.

BARGAINS

100 finest Gladiolus Bulbs $2.00 F. O. B. or $2.25 postpaid, 10 varieties 10 each. Spring delivery.

30 popular Iris roots, 5 each 6 kinds for $2.25. Postpaid April—July—August delivery.

6 Peony roots, 2 red, 2 white, 2 pink for $3.00 postpaid. Sept.—Oct. delivery.

STONECREST GARDENS
Eau Claire, Wis.

Send for catalog. It's free.

TREES SHRUBS PLANTS EVERGREENS

For Landscape Planting

ESCHRICH'S NURSERY

Growers—Designers—Planters

Ask for our Catalog

Sta. F Milwaukee, Wis.

Visitors Welcome

DAHLIA BULBS

1 bulb each of the following: Cigarette, Kitty Dunlap, Rosa Nell, Mrs. I. De Ver Warner, Washington City, Judge Marean, Pride of California, D. M. Moore.

The above collection prepaid for $4.

Mixed gladiolus bulbs prepaid for $1 per 100. Cash with order please. Spring delivery.

Catalog of gladiolus, dahlias and perennials free.

COLUMBIA GARDENS
Cedarburg, Wis.

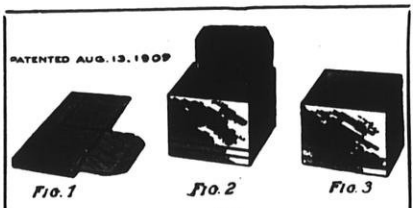

Berry Boxes

Crates, Bushel Boxes and Climax Baskets

As You Like Them

We manufacture the Ewald Patent Folding Berry Boxes of wood veneer that give satisfaction. Berry box and crate material in the K. D. in carload lots our specialty. We constantly carry in stock 16-quart crates all made up ready for use, either for strawberries or blueberries. No order too small or too large for us to handle. We can ship the folding boxes and crates in K. D. from Milwaukee. Promptness is essential in handling fruit, and we aim to do our part well. A large discount for early orders. A postal brings our price list.

Cumberland Fruit Package Company

Dept. D, Cumberland, Wis.



Some Get Acquainted Offers For Spring Delivery

10 Delphiniums Gold Medal Hybrid	$1.25
7 Hardy lilies (Single and double, Tiger lily; red, Elegan; scarlet, Regale; white Asst.)	1.25
10 Hemarcallis-yellow, orange lily	1.25
10 Assorted Iris in three or more colors	1.25
5 Spireas Van Houtii shrubs	1.25
50 Assorted Gladiolus	1.25

Every Wisconsin State Horticultural Society member should avail himself of these special offers. Our catalog is free.

SWEDBERG BROS NURSERIES
Battle Lake, Minnesota

FOR SALE

State Inspected Latham Raspberry Plants.
$2.50 per 100 $20 per 1,000

STRAWBERRY PLANTS

Dunlap and Gibson
75c per 100 $5 per 1,000
Progressive and Champion
$1 per 100 $6 per 1,000
Mastodon
$1.75 per 100 $10 per 1,000

FRED HECKLINGER
Menomonie, Wis.

DAHLIAS, GLADIOLUS PEONIES and IRIS

Select Varieties

Write for my 1930 Prices

DR. A. J. NELSON
214 N. Division Street
Stoughton, Wis.

THE BEST LILACS

Belle-de Nancy: Beautiful double pink.
Congo: Single, deep wine red, exquisite.
Lamark: Rosey lilac, double.
Mme. Able Chatney: The best double white, hardy and a prolific bloomer.
Mrs. Hoover: A beautiful pink Persian, bewitching in daintiness.

These five lilacs, one to two feet, postpaid for $2.50. **Order Today.**

WISCONSIN NURSERIES
W. J. Moyle & Sons
UNION GROVE, WIS.

HARDY EVERGREENS

Deciduous Trees Perennials
Bulbs Ornamental Shrubs
Ferns Vines Climbers

Selected for landscape and home ground planting.

Tree seeds and seedlings at wholesale to the trade.

Write for price list

AMERICAN FORESTRY CO.
Pembine, Wis.

SPECIAL SPRING OFFER

6 Assorted Evergreens—
1 to 1½ ft. $5.00
6 Assorted Flowering
Shrubs—2 to 3 ft. 2.50

Express F. O. B.

DAHLBERG NURSERIES
Ladysmith, Wis.



Take up your **Planting Problems** with a firm that is a member of the **National Home Planting Bureau.**
COE, CONVERSE & EDWARDS COMPANY
Nurserymen (Send for catalog)
Ft. Atkinson, Wis.

REDUCED PRICES ON EVERYTHING FOR THE HOME GROUNDS

10	Mixed Phlox	$1.00
10	Mixed Dahlias	$1.00
6	Cactus Dahlias, 2 white, 2 old rose, 2 maroon	1.00
6	Decorative Dahlias, 2 yellow, 2 purple, 2 red.	1.00
50	Mixed Gladiolus	1.00
10	Japanese Barberry	1.00
100	Premier Strawberry plants	1.00
40	Mastadon everbearing strawberry plants	1.00

All postpaid. Ask for price list.

MYERS NURSERY
Arcadia, Wis.

Delphiniums
Peonies **Iris**

Potted annuals for your garden ready for delivery May 1st.

Write for prices and reservations, wholesale and retail.

COOPER PEONY GARDENS
Box 471 Kenosha, Wis.

REGAL LILIES

We have grown Regal lilies for 10 years and find spring planting best for Wisconsin conditions.

Price, per dozen, postpaid

Small bulbs, one bloom to bulb	$1.25
Large bulbs, two to four blooms to bulb	2.00
Extra large bulbs, 5 to 10 blooms to bulb	3.00

H. C. CHRISTENSEN
1625 Ninth St. Oshkosh, Wis.

BLACK WALNUT SEEDLINGS

Will produce trees of rapid growth, beautiful shade and the highest priced lumber.

Seedlings 24 inches and over
Per hundred $10
Per thousand $80

Delivered this fall or next spring.

DR. A. H. LEMKE
Wausau, Wis.



Wolfgang von Goethe--orange, scarlet, 50c postpaid.

Attractive prices in new catalog, free on request.

Fitchett Dahlia Gardens

735 E. Milton Ave. Janesville, Wisconsin



Summertime at Rasmussen's
Drive In We're Home

Trees, Shrubs, Flowers
Everything For Your Garden

Catalog On Request

Rasmussen's Fruit Farm and Nurseries
Oshkosh, Wis.

BEGIN PRUNING NOW

We carry a full line of

Shears Saws
Hooks Poles
Tree Protectors
Grafting Wax, etc.

We handle the Bean line of spray machines. Write for information.

F. R. GIFFORD CO.
2201 University Avenue
Madison, Wis.

HARDY PERENNIALS

New & Standard Varieties

300 Kinds

Strawflowers—All Varieties

J. F. HAUSER
Bayfield, Wisconsin

Send for Price List

GLADIOLUS BULBS

My price list is ready. Besides large bulbs, I am offering special lots of planting sizes and bulblets of a great many varieties. I think you will find something in this list of interest to you.

Will extend for a time the specials offered in the December issue of Wisconsin Horticulture.

HARRY F. MEREDITH
Box 483 Union Grove, Wis.

TENUIFOLIUM LILIES

2 years old
Per 100, $5. Per 1,000, $40
April Delivery
Seeds, 500 for $1.00.

Send for perennial and gladiolus list—Wholesale and Retail

THE FAR NORTH GARDENS
Iron River, Wisconsin

Wisconsin Horticulture

The Official Organ of the Wisconsin State Horticultural Society
The Wisconsin Garden Club Federation

Established 1910

Entered at the postoffice at Madison, Wisconsin, as second-class matter. Acceptance for mailing at special rate of postage provided for in Section 1103, Act of October 3, 1917, authorized July 15, 1918.

Published Monthly by the

WISCONSIN STATE HORTICULTURAL SOCIETY
Washington Building
Madison, Wisconsin

H. J. RAHMLOW, *Editor*
Secretary State Horticultural Society

Associate Editors—E. L. Chambers, Mrs. C. E. Strong, Huron H. Smith, C. L. Kuehner.

Volume XX **MARCH, 1930** **No. 7**

TABLE OF CONTENTS

	Page
Design In the Garden	197
Shadow Box Arrangement	198
Making the Perennial Border	199
Growing Strawberries and Raspberries	201
Among Our Fruit Growers	203
We Can Grow Rhododendrons	204
Landscaping an English Home	205
New Vegetable Varieties	206
Warrens Fruit Growers Meeting	206
Fruit Trees Need Nitrates	207
Ammon Appointed Chief of Fair	207
Editorials	208
Keeping Evergreen Foliage Green	210
Spring Flower Show In Milwaukee	211
Garden Club Federation News	212
News of the Garden Clubs	215
Central States Flower Show	218
Last Month for Plant Premiums	219

EXECUTIVE COMMITTEE
State Horticultural Society
President, Vice-President and Secretary

A. K. Bassett.....Baraboo
L. E. Birmingham..Sturgeon Bay
H. C. Christensen.....Oshkosh
John Hauser.....Bayfield
M. S. Kellogg.....Janesville
James Livingstone ....Milwaukee
Wm. Longland .....Lake Geneva
W. E. Spreiter.....La Crosse
Mrs. C. E. Strong.....West Allis
J. F. Swartz.....Kenosha
H. W. Ullsperger...Sturgeon Bay

BOARD OF MANAGERS
State Horticultural Society
C. J. Telfer, Pres.....Green Bay
M. B. Goff, Vice-Pres., ... Sturgeon Bay
H. J. Rahmlow, Sec.....Madison

EXECUTIVE COMMITTEE
Wisconsin Garden Club Federation
Mrs. R. H. Malisch, Pres., ... Hales Corners
Mrs. C. W. Vaughn, Vice-Pres., ... Madison
Mrs. A. W. Sperber, Sec.-Treas., ... Hales Corners
Mrs. C. E. Strong.....West Allis
H. J. Rahmlow, Cor. Sec..Madison

Subscription to Wisconsin Horticulture is obtained by membership in the Wisconsin State Horticultural Society for which annual dues are $1 per year or $1.50 for two years. Garden Clubs, local Horticultural Societies, and other Horticultural Organizations are affiliated at a reduced membership rate.

Please Do Not Send Stamps.

Wisconsin Horticulture

Wisconsin
State Horticultural Society
Organized 1865

Devoted to better fruits, flowers and vegetables



OFFICERS

President
C. J. Telfer, Green Bay

Vice-President
M. B. Goff, Sturgeon Bay

Secretary
H. J. Rahmlow, Madison

Design in the Garden

Fashions May Be Disregarded But the Picture Must Be Beautiful and Interesting

HOUSES designed for modern gardens on average size lots are being provided with garden entrances in the rear, which permit of direct communication between the garden and the living room indoors. If such an entrance exists, or can be developed, then the axis of the garden should lead from it. The garden axis has been much discussed. Every design, whether symmetrical, or unsymmetrical, is based upon a center; and the first step in designing is to determine that center.

The garden axis is merely the center of the garden picture, and since this picture is built in three dimensions, the axis is not always the middle line. It is the center of balance, and in the case of unsmmetrical balance, there may be more space on one side of this line than on the other. But if the axis leads directly from the garden entrance, then as one stands in the door, and looks out, he sees the picture as he should; and at the end of the axis he should see some carefully planned and interesting feature. In a formal garden, this should be the dominating feature of the design.

Where there is no garden entrance. the axis may be planned to lead from a window, a gate or from some other point, chosen so that the relationship between the garden and the house, is logical, pleasing in appearance, and provides communication as convenient as possible. The problem should be approached with an earnest attempt to understand the principles involved, and to disregard habits and out-of-date fashions. Methods of arranging and using small home grounds common to the age of horse-drawn vehicles must be rejected, if the mind is to work out a solution which meets present needs.

Garden design is difficult to explain, and perhaps not easy for a novice to understand. In a discussion of this length, it is impossible to go into the principles of composition, which are involved in the garden picture just as they are in painted pictures. But these principles are familiar to many; and those who have not been taught them, have an instinctive appreciation of them. We know when a room is well arranged. In placing furniture and ornaments, we apply the same laws that govern



the creation of beauty in our garden picture.

In garden design there are traditions, and conventions. Methods of arranging plants in gardens have been generally accepted in different countries at different periods, and these methods have become traditional. In certain types of gardens, especially formal gardens, there are rules which have been laid down as desirable in such gardens and these, like similar rules in bridge whist, are conventions. But now the tendency is to disregard traditions and conventions. Perhaps the less one knows of them the better, since they handicap originality. In designing a garden, one merely arranges flowers and other plants, so that they make a beautiful picture, and a picture of a kind that one can walk in, and live in, and not merely admire as it hangs on the wall. If the picture is beautiful, it is well done, though all the traditions and conventions which have been laid down by practitioners of garden art since ancient Egypt may be violated. And if the picture is not beautiful and interesting, then it is poorly done, though it may conform to all the conventions, as many dull gardens do.

NO FURTHER AMBITION

Judge—"Now, Mose, if I give you this divorce, are you going to get married again?"

Mose—"No, suh, Judge, ah should say not! Ah wants to be withdrawn entirely from circulation, suh."

A GOOD IDEA

I save all the one-pound butter cartons for future use as bands in which to grow garden seeds. The cartons are cut in two and about four seeds planted in each one. The spindling plants are removed and others may be placed directly in the ground.—Mrs. S. G. P., Wis.

—SUCCESSFUL FARMING.

Shadow Box Arrangement

DELL MICHELSON RINDY
Madison

THE shadow box represents a picture, a flower painting, therefore some of the principles used in creating a picture will also apply to your shadow box problem. Consider first, the flowers you wish to show, then build up your picture selecting the vase, still life, etc. with the color note of the whole in mind.

If you are using peonies, for instance, a cluster of different varieties will give you the opportunity to use a wider range of color in the objects in your picture, than if but one variety is shown.

Mixed bouquets of flowers are decorative and appealing. As to color, all delicate hues combine well. In the deeper shades, care is necessary in choosing colors that will harmonize or look well together. A few white flowers give contrast, and work in very successfully with combinations.

Cutting the stems of the flowers different lengths will bring them to various heights in the picture, which is a desirable thing.

A piece of tapestry or old velvet about the size of the base of the shadow box may be placed flat, or arranged with a suggestion of folds at the back. This serves as a table mat.

Of greatest importance is the bowl in which you place your flowers for it can make or mar the effect of your shadow box. A tall narrow vase should not be used, as it brings the flower mass to the top of the picture, leaving too much uninteresting space underneath. The best type of vase to use is one which corresponds somewhat in its proportions to the general shape of the box in which it is shown, in other words, higher than it is wide. It should not be elaborate in design or brilliant in color, but subordinate in interest to the flowers.

Try your flowers, if possible, in more than one vase. The bowl containing flowers should be placed slightly to one side, never directly in the middle of the table. The flower mass may then be pulled out a trifle more on this side, so they fill the picture, regardless of the vase not standing in the center.

If you wish to use still life, this may be placed at the side of your flower container, but somewhat forward or nearer the frame. A decorative plate, perhaps of brass or pewter, may be used effectively behind your object. This will balance the flower mass and make the lower part of the study more attractive. Brass candlesticks, small colorful jars, or low bowls of colired glass or pottery can provide suitable still life.

The flowers must determine the color key of your shadow box. If brilliant in color, the objects shown with them should possess touches of brilliant color. On the other hand, if the flowers are delicate in tone, the objects should likewise be of the same value.

It is important that the flower mass and other articles fill the picture, to a certain extent. Moreover, careful consideration in the selection, color, and placing of the material used, will result in a successful effect.

The shadow box has a purpose; it creates and stimulates interest in the artistic arrangement and display of flowers, and for this reason is particularly worth while.

Customer: "Are those eggs strictly fresh?"

Grocer (to boy helper): "George, are those eggs cool enough to sell yet?"

Making That Perennial Border

MRS. C. E. STRONG

I HAVE heard many folks say "I cannot grow flowers because the ground in my yard is just plain red clay". Others say "If the soil in my yard was nice and mellow like this you have, I could grow nice flowers too".

The spot we picked for a home site, while attractive, was not blessed with that deep loamy soil you read about and are told about as being the proper variety for any sort of flower bed. In fact, I think it would have been better suited for making bricks, for if you stirred it up when it was the least bit damp it dried in lumps, that no amount of labor reduced. As a greater part of the transplanting is done when the ground is moist, you can imagine this ground was not the ideal sort.

But I wanted a perennial border, so something had to be done about it. I staked out an irregular border along the fence about 140 feet long and from 5 to 10 feet wide, then asked the good man of the house if he would help. He looked at the stakes, looked at me, and said "Some flower bed". However, it really does not matter what he said, for this is what he did.

Preparing the Soil

Using a spading fork, he spaded as deeply as he could, throwing each fork full outside of the space staked off, until he had gone about 40 feet. Then he covered the bottom of the bed with about four inches of unsifted coal ashes, (there were no very large clinkers) and spaded as deeply as possible, working up the soil and ashes together. Then he put on as much coarse strawy manure as he could spade in and worked it over again.

After this was finished we added sifted coal ashes and well rotted manure to the clay that had been thrown out, working all together very thoroughly. We added ashes until the ground felt fine and crumbly to the touch when taken up in the hands. Then it was replaced in the bed, raked smoothly and allowed to settle before planting.

As time permitted, the rest of the border was made in the same way, and all of the flower beds have had similar soil preparation. It has been considerable work, but it has been very satisfactory. We have found coal ashes better than sand for lightening our clay soil. Where sand was used on one small bed the ground seems to pack down solid, although the plants do fairly well.



Delphiniums are unsurpassed in the garden. Mrs. Strong in her Perennial Border.

Such gardens were not made
By singing; "Oh how beautiful–" and sitting in the shade,
While better men than we go out and start their working lives
At grubbing weeds from gravel paths with broken dinner knives.
There's not a pair of legs so thin, there's not a head so thick,
There's not a hand so weak and white, nor yet a heart so sick,
But it can find some needful job that's crying to be done,
For the Glory of the Garden glorifieth every one.
—Rudyard Kipling.

The beds in which peonies were planted had no barnyard manure put in the top soil, but plenty in the lower layer, for we soon discovered that the tubers were inclined to rot if they came in contact with manure, so we use bone meal instead. I rather favor bonemeal for all bulbs, thoroughly mixed with the soil. If there has been a plentiful supply of coal ashes used with clay soil, have never had any rot with tulips or peonies.

Wherever I wish to plant Lilies, those spots are dug up even deeper, about 2½ feet, the bottom filled with stones, unsifted coal ashes, some well rotted manure and bonemeal. No manure is used around the lily bulbs, nor are they covered with manure.

I have always had mulch piles in some out of the way spot, where leaves, sods and other refuse were placed and kept wet enough to rot down into fine rich soil. This is added to the borders in turn, so the brick like clay has become an easily worked soil where all sorts of plants shrubs and bulbs grow happily.

Kinds of Fertilizer

For a number of years I have used bone meal, commercial fertilizer and Milorganite in preference to barnyard manures as a top dressing for the borders. There are too many weed seeds in the manure, the vicious sorts, such as quack grass and Canada thistles. Liquid manure is used however, especially just as the buds are developing.

I wish to stress the fact that well prepared soil in the border, or any spot where trees, shrubs or flowers are planted is a joy for many years. While it of course means much real hard work, it will save many hours of labor in the future, while the

growth of the plants will be so much more satisfactory. I agree with the gardener who once said he thought it better to plant a ten cent rose bush in a five dollar hole, than a five dollar bush in a ten cent hole. Much of the dissatisfaction expressed by some makers of gardens about the plants and shrubs bought of the nursery man, is due to lack of soil preparation.

Even the landscape gardener has no end of trouble trying to convince his patrons that it is very necessary to spend both time and money on the preparation of that hard clay before it will be fit for either lawns, trees, or flower borders. There seems to be a very wrong idea prevalent that flowers will grow any where,—if they are the right kind of flowers. If they do not—why there is some thing wrong with the plants or the one who planted them.

Add sifted coal ashes to that sticky red clay soil, it will transform it in a few seasons to a "soil you like to work".

Planting the Border

Planting the border is a big subject. I am only going to give you a few of my special "likes" along that line.

The first thing I would plant in the border would be bulbs, all sorts—Scillias, Crocus, Snowdrops, Tulips, Narcissus, Hyacinths, and of course Lilies.

I have learned to plant all bulbs far enough back from the edge of the border so that when the leaves begin to get unsightly, the edging plants will hide them. Some how I can never be convinced that the proper way to grow tulips is to dig them up every year. It seems like a lot of unnecessary work, for both tulips and narcissus are growing and blooming splendidly in my borders that have not been disturbed for six years. Of course you may disagree with me, I am quite willing you should, but nevertheless I shall continue to leave them there.

This article on Soils, Fertilizers, and Planting for the Perennial Border was presented by Mrs. Strong at the annual convention of the Society and the Garden Club Federation at Oshkosh November, 1929.

By proper management almost any type of soil can be improved so that it will grow flowers. Mrs. Strong tells how she reduced a red clay to a friable soil.

The suggestions on new varieties and how to plant them mentioned here will be of help to all gardeners.

Siberian Wallflower, hardy Candytuft, Violas, Cerastium Tomentosum and the early Daisy are good masking plants, all having good foliage without being too tall. Some of the Myosotis are also good, Daffodils growing out of a mass of For-get-me-nots are doubly attractive—and if you ever see the double white narcissus in combination with Siberian Wall flower on a rainy day in spring you will know the sun shines anyway.

Where the tulips are planted in irregular groups of from 1 to 3 dozen bulbs, some of the annuals, such as larkspur, nigella, and calliopsis can be sown in the fall over the bulbs, coming up early and covering the fading leaves nicely. Personally I prefer the perennial plants.

White Flowers Effective

After the bulbs, I spoke of them first because they are the first to bloom, come the perennial plants. I like them planted in groups of from 3 to 40 plants according to the size of the border and one's liking for color and plant. What ever you like in the way of colors, do not forget you will need plenty of white to soften or accentuate, which ever the need. Plenty of green will help, but white is an absolute necessity. Sweet rocket, Shasta Daisies, White Astilbe and the white phlox, Miss Lingard, are good. If the border is large, groups of white Peonies are very effective.

Besides the usual Iris, Peonies, Delphiniums and Shasta Daisies that are the backbone of the perennial border I should like other plants not seen as often as they should be such as the Aconitums. Bi-color, that lovely blue and white; Sparks variety, darkest blue; Napellus, tall stately dark blue with dark green glossy foliage; Wilsonii, a most exquisite shade of blue and at its best late in September. Another late September and October blooming plant is Desmodium Penduliflorum, it grows about 4 feet high and is simply covered with wine red, pea shaped blossoms. The catalogue description is not exaggerated.

Helleborus Niger is another late blooming plant that should be tried out in gardens, it has glossy green foliage and large rose shaped flowers, white delicately tinted pink.

Dictamnus or Gas plant, in white or rose shades, should be included in your collection, both for the beauty of bloom and the thick glossy green foliage with quite a lemon odor.

Digitalis Lutea, a perfectly hardy Fox glove with clear pale yellow bells are lovely against a green background, or as neighbors to the Delphiniums. Since growing this Foxglove I am partially resigned when the other varieties of Foxglove obstinately refuse to live thru the winter.

Astilbes, Meadowsweet, the graceful plumy sweet scented flowers are seen all too seldom, tho they grow as easily as the commonest flower, and like the semi shady spots in the border.

And there are a whole family of Hemerocalles to keep company with the sweet scented lemon lily. They will prolong the blooming season from early May to late August, ranging from pale yellow to deep orange in color.

Growing Strawberries and Raspberries

R. H. EBERDT
Warrens

I AM sure that when we start a discussion on the merits and demerits of the many varieties of small fruit grown in Wisconsin, we are apt to find a very radical difference of opinion in any mixed group of Fruit Growers. This difference of opinion is very much to be expected, both because of the human element involved, and because there are so many climatical and soil conditions which can so easily increase or decrease the productiveness and quality of the fruit.

We are compelled to admit that in several kinds of small fruit we are rather timid about making such a broad statement as, "A certain variety of this or that is especially productive in Wisconsin", for many times we are forced to qualify the statement and restrict it to certain districts of the State only.

When we study varieties of small fruit with the idea of growing for a financial profit we find that our problem is almost an unlimited one. We must first decide which varieties of the kind of fruit we are going to raise are most productive, and then from these varieties select something that is going to be best suited to market that you expect to supply.

Many of us may have a fairly good crop of berries but think we should have more crates per acre and blame the variety for all the shortcoming of the season. A little diligent study will often convince us that our trouble is either with the weatherman or ourselves. Good summer weather with a liberal amount of percipitation or irrigation is necessary to fruit properly any variety of raspberries or blackberries.

Use of Mulch

Many times moisture is preserved for fruiting by putting on marsh hay, straw, or some other similar mulch around the hills and between the rows. The best system to follow in the use of mulch, is to cultivate regularly until a short time before the picking season and then apply mulch liberally. Mulch when applied too long before the fruiting season often causes small roots to grow too close to the surface of the ground and makes the fruit less drouth resistant.

This paper on small fruits was presented by Mr. Rex Eberdt at the annual convention of the Society of Oshkosh last November.

Mr. Eberdt is manager of the Warrens Fruit Growers Association and is well acquainted with the marketing of small fruits. This article is therefore of special interest because it emphasizes some of the requirements for producing berries for the market.

Most varieties of all kinds of small fruits produce the best crops when given proper winter protection.

For many years the Cuthbert red raspberry was the popular raspberry in many Wisconsin districts, and it still is a popular berry both in Wisconsin and Michigan, as in the lake regions where a consistent winter temperature is maintained. The Cuthbert when properly grown produces a fine crop of fruit, and of a very fine quality. We found however, that in the central part of the state it was very susceptible to winter killing, and after trying several varieties, many fields of Cuthberts were replaced by the Latham or Red Path variety, as they seem to survive the severe winters and produce good crops. While many growers think that it is unnecessary to cover the variety for winter protection, it is often found advisable to do so, although in many cases fine crops have been harvested from fields that have not been covered. Other nearby fields that have been covered have produced still better crops. When the time to cover for winter protection arrives, we have no way of looking into the future to determine definitely how mild or severe the winter is going to be.

Before we condemn a variety we must also consider many other things. Perhaps we have not applied a proper amount of fertility. Fruit, like every other farm crop thrives on fertile soil. Again our plants may be too thick in the rows or in the hill, as the case may be, and when properly thinned down produce satisfactory results.

Early in the winter each year we get a large number of nursery catalogues in the mail. Those of us who are greatly interested in fruit read them over carefully, read the nurserymen's descriptions of their new or leading varieties and gazing at the beautiful highly colored cuts are often inclined to want to discontinue something which is fairly well suited to our purpose and plunge into something new.

I firmly believe that every fruit grower should have a small experimental plot and try out any new variety that looks good to him, and fruit them two or three years before either accepting or discarding them, as one year is not a fair trial for any common variety. This is a far better policy than to stake everything on a new and foreign plant. Plants that are usually most successfully introduced into our fields are plants that are propagated and grown under similar climatical conditions as our own. Strawberry or raspberry plants of a variety which appears to be hardy in Minnesota or Michigan, should be a good type to try out in Wisconsin, whereas southern varieties might not prove satisfactory.

Strawberry Varieties

When we start to discuss strawberries for Wisconsin, we find a large number of varieties being grown, and before we select a variety we should decide for what purpose we are going to raise these berries. Strawberries are grown in Wisconsin for three distinct purposes; for the local home markets, for commercial shipping to the more distant markets, and for canning.

For either local or distant markets the first, and outstanding quality that any variety must have, to be a financial success, is a good, attractive appearance. There is only one time when general appearance is important, and that is when the crate is opened on the market and subjected to the approval or disapproval of the man buying for the retail trade.

There are five different elements that play an important part in the attractiveness of a crate of strawberries: size, uniformity, color, texture and fulness of pack. When strawberries are raised for home or distant markets, a fair sized strawberry is always more popular than a small one, and commands a better price. Also we know that if the majority of the berries in the boxes are fairly uniform in size, they look much more attractive. The color of the strawberry is often what first attracts the eye of the purchaser, and the majority of all the varieties grown in Wisconsin are fairly acceptable to the trade in the near by home markets if delivered as soon as picked. However, if we are going to ship these berries to distant markets, we must select something that has texture and body enough to remain fairly firm and maintain as much as possible of the original luster of the berry. Many varieties carry too much water and not enough body and while they look beautiful when picked, present a very poor appearance a day or two later when placed on the market. A strawberry of this type is very undesirable for anything but a home market where it will immediately reach the consumer. Should this berry be shipped it would reach the market soft, and dull in appearance, and would have a tendency to settle down and leave the boxes about two thirds full which also detracts from the general appearance of the crate.

When we ship strawberries in car lots to distant markets we have to be especially careful of our pack, as berries in transit have a tendency to settle down to a certain extent unless we ship a firm variety and have both the bottom and top layers of the crate well filled. The bottom layer of boxes should always be filled so that the top layer of berries touch the bottom of the top containers without smashing the berries. The top layer of boxes should be filled the same way and touch the cover without smashing. Good strawberries packed in this manner will often ship several hundred miles under refrigeration and over a period of two or three days or even longer, without settling down or losing their good general appearance.

The requirements of a strawberry for canning purposes are somewhat similar to that of a good shipping berry with the exception of size. Most canning factories prefer a small or medium uniform sized berry. A berry that does not hold together well when processed is very undesirable and is not often canned. A good canning berry should, when cut, show attractive color and have the ability to hold this color in the proper degree of syrup for several months. This quality is lacking in many varieties.

I will outline here a few of the varieties and their characteristics as we have found them to be in our district. However this classification may or may not apply to other districts, as soils and seasons may differ.

Heritage: Large vigorous plants, very productive, rather late in fruiting, very flat in flavor, and too light colored for marketing.

Dr. Burrill: A good strawberry fairly productive and a fair shipper.

Warfield: A non fertilizing variety, of medium size, often running extremely small towards the end of the picking season. A thrifty plant maker, often producing too many plants. A fair shipper and a fair canner and very productive. Very frost resistant.

Senator Dunlap: Grown for many years to fertilize the Warfield variety. A very productive strawberry, of fair size, color and texture. Grown extensively in some districts for canning, and a very highly flavored berry for table use. Quite largely discontinued in our district because of false blossoms.

Pokomoke: A thrifty grower and very productive, but of poor texture and a poor shipper.

Enhance: An old variety grown to fertilize the Warfield, very productive, a good shipper, but rather light colored and often have light green tips.

Cooper: Large sized berry, fine in color, but not overly productive or good for shipping.

Eaton: A medium size variety, rich in color and perfect in shape, fairly productive, and fair for shipping. Easily Frozen

Aroma: Fair size berry of good appearance. Not extremely good for shipping, the foliage has a tendency to blight some years in central Wisconsin.

Reynolds Special: A variety not grown extensively, fairly productive and unusually light in color. A very late variety.

Oshkosh: We have this variety, but have not had it long enough to pass our opinion, the few we raised this year looked fine packed in the crate.

Howard No. 17, or Premier: A very fine strawberry for our district. Must be set fairly close, as it is not a heavy plant make. Very productive, and a beautiful strawberry. Large in size and a good shipper. Early.

Beaver: At present the most popular strawberry in our district. Large in size, rich in color and flavor, and apparently stands more handling than any variety we have tried. It is a vigorous plantmaker and fairly productive. Ripens slowly and over a longer period of time than the average strawberry. It is rapidly becoming a popular canning berry in spite of its enormous size.

Among Our Fruit Growers

OZAUKEE COUNTY ASSOCIATION JOINS HORTICULTURAL SOCIETY

AT THE annual business meeting of the Ozaukee County Fruit Growers Association held at Port Washington on February 11, the Association decided, by a unanimous vote, to affiliate with the State Horticultural Society.

The officers of the Association are: president, Martin Wiepking, Cedarburg; vice-president, William Peterson, Fredonia; secretary-treasurer, James Ubbink, Port Washington.

This Association comprising 103 members in 15 different spray rings is a very active organization. During the business meeting orders were taken by the secretary for a carload of ammonium sulphate, and he estimated that 40 tons will be used by the association members. 3,500 gallons of lime sulphur, and 3,600 pounds of lead arsenate were also ordered.

The growers had a very active discussion on several important problems one of which was the disposition of the cull apple. One grower suggested that a campaign be put on for fruit growers to cut down all trees of poor varieties. Another grower told of a member who had sold a lot of culls to a dealer at a low price in order to get rid of them. Later he found that these apples had been sold about town and that everyone knew that they came from his place. The advertising he received from these cull apples was very detrimental as it spoiled the sale of the good apples he had left.

Plans were made to put on a number of pruning demonstrations in the county this coming spring. The growers voted to ask Prof. C. L. Kuehner to carry on the demonstration by having two or three growers work on one tree while the rest of them looked on to see how the work was being done, Mr. Kuehner to direct the cuts made by the men in the tree.

Mr. Guy Hales, county agent of Ozaukee County, is very active in promoting the work of these spray rings and deserves a great deal of credit for their accomplishments.

Two orchard schools were held on January 28th and 29th in the county at which County Agent Hales, C. L. Kuehner, and H. J. Rahmlow discussed various problems of fruit growing.

TWO MORE FRUIT GROWERS ASSOCIATIONS FORMED

DURING February the Washington County Fruit Growers Association and also the Racine County Fruit Growers Association was organized. The organizations hope to benefit by cooperative purchases of fertilizers, spray materials, and nursery stock, and also carry on cooperative effort in advertising and marketing their fruit.

County Agent E. D. Byrns of Washington County and C. L. Kuehner of Madison helped to organize the Washington Association. The following officers were elected: president, G. Schroeder, West Bend; vice-president, Joe Morawetz, West Bend; secretary-treasurer, Paul Horlamus, West Bend.

Mr. Hugo G. Klumb of the Racine County Agricultural School and C. L. Kuehner organized the Racine Association. The following officers were elected: president, Chas. Patterson of Raymond Center; vice-president, Art Heise of Hales Corners; secretary-treasurer, Liman Skewes of Union Grove.

A movement has already been started by the Ozaukee County Fruit Growers Association to federate the different county associations near Milwaukee including Ozaukee, Milwaukee, Racine, Jefferson and Washington counties into a federation in order to further the work of growing and marketing good apples.

JEFFERSON COUNTY FRUIT GROWERS HOLD ANNUAL MEETING

THE Jefferson County Fruit Growers Association met on Tuesday, February 25, at Ft. Atkinson.

Orders for spray materials and fertilizer were placed. Secretary H. J. Rahmlow talked on fertilizers in the orchard. He illustrated the effect of nitrates on the growth of the tree with different types of branches.

All the officers of the Association were reelected. They are: Wm. Leonard, Ft. Atkinson, President; Wm. Boese, Ft. Atkinson, Vice-President; and, Theo. Ward, Ft. Atkinson, Secretary-Treasurer.

The Jefferson County Association has 127 members, and is a very active organization. Plans were made to attend the orchard pruning school to be put on by Mr. H. A. Hovde of the Ft. Atkinson High School, Agricultural Department. Plans for a summer picnic were also discussed, and a committee appointed to make arrangements.

The Association voted to again affiliate with the State Horticultural Society.

NATIONAL FLOWER AND GARDEN SHOW

The 11th national flower and garden show will be held in the Minneapolis Auditorium March 29–April 6. This will be a very wonderful show staged by the National Florists' Association and our members are urged to attend if possible.

The greatest invention of the century will be a device that will get the back seat to agree with the front.

We Can Grow Rhododendrons

ROBERT BOERNER
Milwaukee

EXPERIENCE has shown that broad leafed evergreens can be enjoyed in this territory by those willing to make the necessary soil preparations. It was indeed a surprise to me to see a bed of rhododendrons three and one-half to four feet in height banked in two feet of snow and yet in very thrifty appearance.

I had the privilege of meeting Mrs. W. L. Karcher of Freeport, Illinois, at whose residence these rhododendrons were growing. She was kind enough to tell me of her experiences in their culture which I feel will be of interest to many folks who have seen the rhododendrons and azaleas growing and blooming throughout the east and have wondered how they might be successfully transposed to Illinois or Wisconsin conditions.

Mrs. Karcher's experience has been that rhododendrons do best if planted in partial shade or on the north side of a residence where they will have protection against the damaging effects of the winter sun's rays and devastating southwest prairie winds. If they are used in a garden where partial protection or shade in the winter time is not provided, it is desirable to build a shade for them either in the form of a wooden canopy or burlap formed as a tent.

In preparing a bed for rhododendrons or azaleas, the ground is excavated to a depth of four feet. Into this excavation is placed approximately one foot of cinders. The purpose of the cinders is to prevent angle worms bringing to the surface soil matter which will tend to neutralize the acid media in which rhododendrons thrive. On this bed of cinders is placed a layer of sharp sand which acts as a means of furnishing additional drainage. On this sand is placed a compost of leaf mold, preferably of oak leaves, and soil to which has been added aluminum sulphate at the rate of one pound per square yard of bed. The compost should be of a sandy nature having considerable humus.

The most successful size for transplanting rhododendrons in an artificially created media, as experienced by Mrs. Karcher, is eighteen to twenty-four inches. After transplanting them the ground is kept mulched, oak leaves preferred, and watered during periods of drought with a solution of one pound of aluminum sulphate per one hundred gallons of water. Where city water in limestone regions is used direct from hydrants, the water tends to neutralize the acid condition of the bed and make it basic in nature. This will not make for a good thrifty rhododendron growth.

During the month of July after the plants have ceased blooming (they do bloom) it has been found beneficial to feed them. The most satisfactory fertilizer, according to Mrs. Karchers's experience, is cotton seed meal. This supplies the plant with available nitrogen and brings the foliage back to the thrifty green color of early spring. Old blossoms are cut off as soon as the bloom is completed.

As in the case of other evergreens, it is highly desirable that rhododendrons and azaleas go into dormancy with wet feet. In case there are no late fall rains, a liberal application of the aluminum sulphate solution just before freezing is very beneficial.

Mrs. Karcher has been successful with rhododendrons for the past six years. The pink blooming varieties have thrived better than the white ones. Her experiences herein narrated show how diligence and perseverance in face of early failure, application of known cultural practices and a love for growing plants have made possible the growth of rhododendrons and azaleas.

HOME BEAUTIFICATION COURSE DRAWS LARGE CROWD

THE Home Beautification course held during the annual Farmers' Week at the College of Agriculture drew such a large crowd that it was impossible to hold the meeting in the Horticultural Building. We would estimate that about 200 people attended most of the seasions.

The quality of the program was unusually good which probably accounts for the attendance. Topics of vital interest to garden club members and folks interested in Home Beautification were presented.

Prof. J. G. Moore, head of the Department of Horticulture, deserves a great deal of credit for putting on a program of such interest, to our horticultural folks. We hope that a similar program will be presented next year.

In "House and Garden" we find a suggestion that the foliage of house plants be given a daily sprinkling with cool water. This lessens the inevitable drying effect of room air. House plants which have been grown in warm, humid greenhouses find living room conditions rather a rude jolt. Sprinkling will minimize the shock of the change and the life of the plant will be prolonged thereby.

PAY MEMBERSHIP FEES NOW

Be sure and read the list of free plant premiums on page 219.

Landscaping An English Home

ALFRED BOERNER
Milwaukee

MUCH of the charm that is peculiarly characteristic of the English countryside can be traced to the cottage gardens dotted along the highways and by-ways. It is not alone the coloring, but the fragrance as well, that leaves a pleasant, lingering memory with the passerby.

The landscape development for the English type of house is inspired by the feeling of the cottager's home, rather than the gardens of the larger estates. These cottage gardens were developed by the middle class who could not affard to travel Continental Europe to absorb foreign garden styles. Their gardens are, therefore, an expression of their own living. The gardens were in the same families for generations and were developed by a home loving people, tenacious to tradition.

The cottage garden differs from the mansion garden development in character as well as position. It is usually without definite studied design, and it is this artless grace that makes it attractive. All manner of old fashioned flowers grow at random—a profusion of blossom, a riot of color, a medley of scent. Ancient gnarled fruit trees, sweet scented jasmine bushes, lilacs, roses, and yews are almost always to be found.

In democratic America it is not the custom, as it is European countries, to have walls and gardens in front of our places. We have come to organize our home grounds, in developments properly considered, into three areas; the public area, the private garden area, and the place set aside for service. The plan accompanying this article has each of these areas indicated.

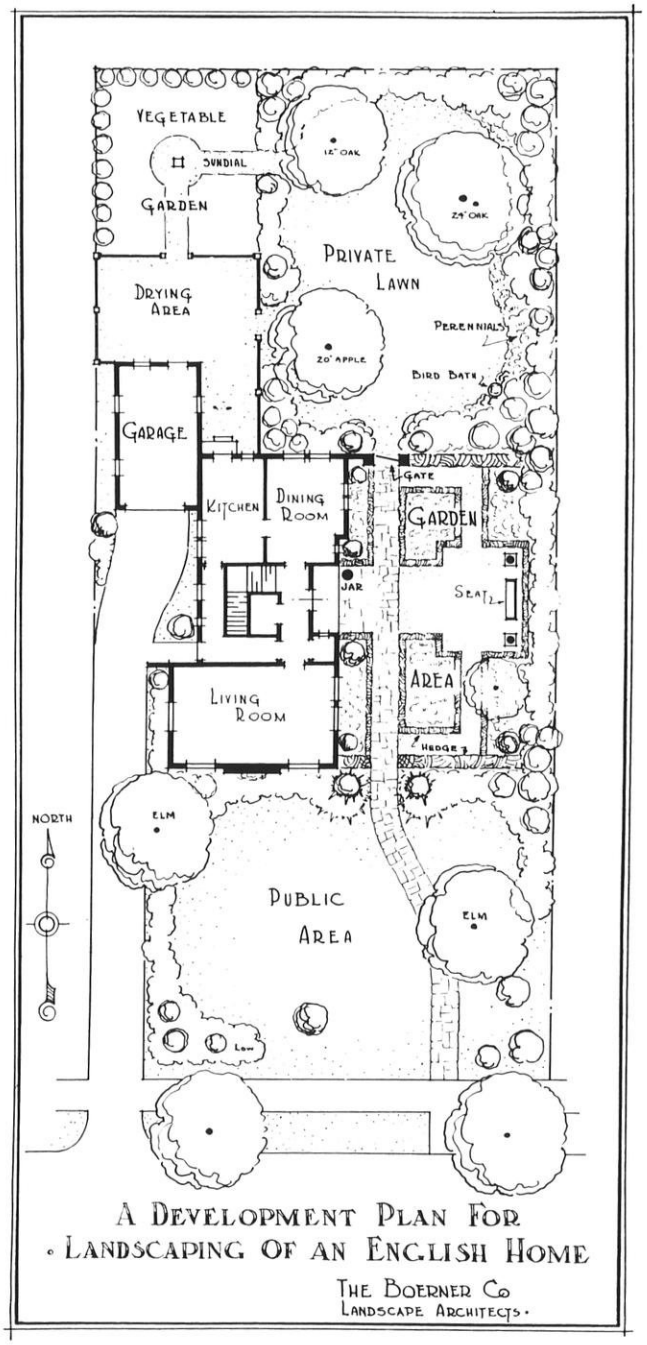

This plan appeared in the Home Builders Book of the Milwaukee home show as a typical garden layout for an English type house.

The space between the house and the street is treated as a public area, and is developed for the view and enjoyment of the passerby as much as it is for the aspect from the rooms within the house, with windows looking out upon it. This area belongs to the public in that it becomes part of the environment of everyone using the street, just the same as every other lot should be considered. The home

owner should keep in mind that it is his duty to do everything in his power to make his street more attractive.

The private area is composed of two parts, the lawn area and the flower garden. The private lawn area with its perennial borders forms a beautiful outlook from the dining and living room windows, as well as providing a place for the children to play. It affords adults an opportunity to retreat to quietude after an arduous day of office work. The garden area is so located as to be easily accessible to the living portions of the house. This gives it a more intimate feeling than if it were entirely detached in some back corner.

The intimate details of an English garden can be largely accepted in its American development. The perennial flowers, such as delphiniums, asters, pinks, roses, sweet William, daisies, iris, phlox, lilies, hollyhocks, violets, veronica, etc., have all acclimatized themselves to our condition.

We can learn much from English architectural detail in a garden. Flagstone walks, brick walks, or even gravel can be used. Garden axis can be terminated by sundials, seats, preferably of wood stained brown, or pergolas of rough timber stained brown. Pools are often used to advantage, if a plan can be developed which calls for one. The dove cote is also a feature the English like to use, although we show more partiality to bird houses in this country. More care could well be given to the design of gate-piers, gates, and steps in many of our gardens. Much of the charm of a yard depends upon the character and appearance of such details.

The service area is built off of the service end of the house. It includes the drying yard, vegetable garden, and garage court. The vegetable garden of the Englishman is succeeded by the American Salad garden, where radishes, mint, lettuce, onions, chives and other vegetables used as garnishings can be grown. This forms a minor rather than a major part in the garden scheme in this country.

No English home is complete without its ivy-covered walls. It is part of the traditional English home. Hedges and clipped specimens can be used if they fit into the scheme of development. However, the individual should not permit his love for flowers or plants to blind him to the appearance of his place as a whole. He should think of beauty not as it is expressed in the individual thing alone, but in its relation to all things about it. It is then that there will be a realization of careful and tasteful expression of individuality in the grounds as well as in the home.

There is no employment or recreation which affords the mind greater or more permanent satisfaction than that of cultivating the earth and adorning our own property.

NEW EXPERIMENTS IN HORTICULTURE

"As you plant your gladiolus bulbs, set around and about them plants of salvia farinacea, which will send up many blue spires about the time the glads fade, thus concealing the unsightly stalks."

This very good suggestion is found in the almanac of the Garden Club of America. No doubt a number of other flowering plants may be used in the same way, to hide the gladiolus stalks.

Another suggestion found in the almanac is that tin boxes of typewriter ribbons be selected and saved to hold seeds from your flowers next fall. The names of the plants can be written or typed on a slip of paper and glued to the top of the box. A collection of these small boxes usually thrown in the waste basket, well filled and well labeled is a stimulating sight.

WARRENS FRUIT GROWERS HEAR DIRECTOR OF MARKETS

MR. R. A. PETERSON, chief of the State Department of Markets, gave a very interesting talk on the problems of cooperative marketing and the work of the Federal Farm Board at the annual meeting of the Warrens Fruit Growers, on February 26th.

Everybody enjoyed the discussion and we hope to avail ourselves of the assistance offered through the new department.

The State Strawberry Day to be held at Alma Center this spring was discussed with much interest shown. It is evident that a large delegation from Warrens will attend. This meeting was the best since the organization of the association, a large crowd attending in spite of the bad roads.

Mr. J. P. Peterson retiring from the office of Director was the only change made in the Board of Directors. He was succeeded by E. M. Wildes, who has formerly served in that capacity.

We were very sorry to have Mr. Peterson leave us as he has been an ardent worker for our organization since it started and has been one of our corner stones. Upon his retiring from office a rising vote of appreciation of his work was tended him by all present. How easy it would be to cooperate if we had a few more like Mr. Peterson and just a few less knockers. More power to him.

After the routine business was completed the membership of the Horticultural Society was discussed and following the discussion the stockholders voted unanimously to have the association renew its club membership to the society.

Lady if you want to know bigger and better ways of running the house, ask your husband; and if you want to show why they won't work, let him try them a week.

FLOWERS IN SHAKESPEAREAN GARDEN DESCRIBED BY SMITH

A GLIMPSE into Shakespearean gardens where grow all the species of flowers and plants mentioned by the great author in his plays, was afforded members of the Green Bay Woman's club on Jan. 8 in an illustrated lecture given by Huron H. Smith, curator of botany at the Milwaukee public museum.

That William Shakespeare was as ardent a student of natural history as he was a keen judge of human nature, is shown from the accuracy with which he makes references to various plants in the context of his plays, Mr. Smith pointed out.

The botanist spent three months in England, devoting most of his time to studying the gardens designed to perpetuate the horticultural genius of Shakespeare.

Many of the flowers shown were familiar to the audience, being common species of American plants. Among them were the Camomile Marigold, (called the Cuckoo Bud by Shakespeare), Daisy, Fern, Larkspur, Lavender, and Pansy. Other less common varieties included in the collection shown were the Heather, Holy Thistle, the Rue (sour herb of grace) and the ivy, peppermint, and spearmint vines.

Some amusing superstitions are attached to some of the plants grown in England, Mr. Smith stated. For instance, the burning of the fern is supposed to bring rain, and when farmers are experiencing a dry season they frequently assemble for a "fern-burning." The mistletoe was believed to be the spirit of the oak tree and if it were not plucked carefully from the trunk of the tree it was bound to bring misfortune. An instance was told of a man who disregarded this warning and a short while afterward broke his leg.

—GREEN BAY GAZETTE.

MR. RALPH AMMON APPOINTED CHIEF OF FAIRS AND STATE DEVELOPMENT

COMPETING with a number of other applicants in a civil service examination for the position of Chief of Fairs and State Development, Mr. Ralph Ammon of Madison, for a number of years agricultural editor for the Wisconsin State Journal and secretary of the Dane County Fair, was chosen for the position. Mr. Ammon received the highest score in the examination before the State Civil Service Department and was certified to



Mr. Ralph Ammon

the Department of Agriculture and Markets who chose him for the position.

A number of departments have been consolidated over which Mr. Ammon will have charge. They include the management of the State Fair, Advisor to County Fairs, Department of Immigration, Land Economics Survey, and publicity for the Department of Agriculture and Markets.

While this is a big job, we feel sure that Mr. Ammon is capable of handling it.

FRUIT TREES NEED NITRATE FERTILIZER

PRACTICALLY all orchardists have now agreed that trees need some type of nitrate fertilizer for best results. The kind and amount to use is an important question. Prof. R. H. Roberts makes the following recommendation:

"The usual recommendation based upon practical and experimental experience is to apply 2 to 5 pounds of nitrate of soda or sulphate of ammonia per tree, two or three weeks before the trees are due to blossom. In general, use about one pound for each 4 years of age. In other words, a twelve year old tree would receive 3 pounds and a sixteen year old tree would receive 4 pounds of fertilizer.

This amount, however, depends largely upon the amount of growth made by the tree. Sometimes, for instance, a dry location prevents the tree from making use of the fertilizer. Use the growth of the tree as an index for its fertilizer needs."

The reason why the orchard requires nitrate fertilizer early in the season is because fruit trees make much of their growth in the early spring, before the soil is warm, when but little nitrogen is formed by the decomposition of organic matter in the soil.

Those crops that make most of their growth in mid-summer present a different problem.

Whether a complete fertilizer, including potash and phosphate, should be used or not is determined by the weeds and grass growing in the orchard. If they are improved by the application of potash and phosphate then a complete fertilizer should be used. This will provide more humus, so necessary for the moisture holding capacity of the soil. However, the maturity or color will not be improved by the use of either of these two elements.

EDITORIALS



Last Month For Plant Premiums

OUR offer of free plant premiums closes on April 1st. Even if your membership expires in April, May, or June, it will still pay to renew this month in order to receive one of these premiums.

The Society is very grateful to the nurserymen and growers who so generously donated the long list of shrubs, small fruits, flowers, and bulbs listed (for the last time) on page 220 of this issue.

Notice too, the special premiums for those sending in the most new members. Each new member also receives a premium.

This Applies to All of us

NOT so very many years ago the Wisconsin farmer could get along almost entirely without the outside world. He produced his own food and in many cases made his own clothing and furniture. Today everything is changed. In the Minnesota Horticulturist for February we find the statement that in 1926 over a million carloads of fruits and vegetables were hauled at an average distance of about 1500 miles. 42% of the entire fruit and vegetable production of California traveled 3,000 miles to eastern markets.

The idea is illustrated in an article in the Arkansas Democrat.

"The farmer gets up at the alarm of a Connecticut clock; buttons his Chicago suspenders to Detroit overalls; washes his face with Cincinnati soap in a Pennsylvania pan; sits down to a Grand Rapids table; eats Chicago meat and Tennessee flour, cooked with Kansas lard on a St. Louis stove; puts a New York bridle on a Kentucky mule, fed with Iowa corn; plows a farm covered by an Ohio mortgage with a Chattanooga plow; when bed time comes he reads a chapter from a Bible printed in Boston, says a prayer written in Jerusalem, crawls under a blanket made in New Jersey, only to be kept awake by an Arkansas dog—the only home product on his place."

An Error

THOSE of our members who studied the pictures of Japanese Flower Arrangement in our February issue and read the legends will at once have seen the error in the description of the two cuts on page 156. In some way the legends were transposed and the one typifying summer was substituted for the one typifying March. In other words, the two legends were changed around.

Up to this writing no one has mentioned it and we wonder if our members noticed it. Look at it again. It will prove to you that the Japanese method of flower arrangement is very expressive. To say that the lower picture typifies summer seems almost ridiculous while it does give one a feeling of March.

Before Quarreling

WHEN you feel you are going to quarrel shut your eyes and then cooly compare your own turbulent condition with the ways of a raging sea. The waves strike the shore with powerful fury, roll over the break waters and then retire leaving worthless driftwood, dead fish, shells, etc.

Control the tempo of your voice and you control your temper.

Look for your own shortcomings before you become critical of others.

Chas. M. Schwab once made the following statement: "I have never seen a man who could do real work except under the stimulus of encouragement and enthusiasm and with the approval of the people he was working for."

A well known writer has given the following as some of the marks of an intelligent man.

He keeps his mind open to every question until all the evidence is in.

He never laughs at new ideas.

He knows the value of good habits and how to form them.

He lives a forward looking, outward looking life.

He cultivates a love for the beautiful.

H. W. Ullsperger on Board of Regents

MR. H. W. ULLSPERGER of Sturgeon Bay was appointed on the University Board of Regents by Governor Walter J. Kohler early in February.

Mr. Ullsperger is manager of the Door County Fruit Growers Union and a member of the Executive Committee of the State Horticultural Society. He is admirably suited for the position of Regent, having graduated from the Wisconsin College of Agriculture in 1911, and was at one time a member of the Agricultural College Extension staff.

Governor Kohler made the statement that Mr. Ullsperger brings to the Board a ripe and valuable experience in cooperative marketing which will be of great help in cooperative research in the University. It will assist in bringing about a closer working between the University and the farmer in this phaze of the farm problem.

The State Garden and Flower Show

PLANS for the State Garden and Flower Show at Milwaukee Auditorium June 19–22 are almost completed.

The editor has visited a number of garden clubs during the last month and finds interest in the show keen. We do not hesitate at this time to say that we believe that every garden club in the state will be represented at the show, some of them with entries in every project. We now have 24 garden clubs listed and no doubt a number of new ones will be organized this spring.

Nurserymen who exhibited gardens at the show at Madison last year state they were very well satisfied and up to date the White Elm Nursery at Hartland, The Swartz Nursery Company at Kenosha, and W. A. Toole of Baraboo have requested space for gardens at the Auditorium show. Since there are a large number of nurseries in and around Milwaukee we anticipate some very fine exhibits from this group.

Mr. Alfred Boerner of Boerner & Company, Milwaukee landscape architects, is already busy planning the lay-out of the show. The Boerner Company will plan a model suburb with the miniature gardens exhibited by garden club members. These gardens will contain houses and garages, the models being furnished by the show management.

The executive committee of the State Garden Club Federation will have general supervision of the show. The editor has been chosen as general manager and Mr. Huron Smith of the Milwaukee Museum is in charge of publicity.

Committees will be appointed during the coming month.

Florists Cooperate With Amateurs at Home Show

THE Milwaukee Florists Club is to be complimented upon its plan of offering prizes to amateurs at the annual exhibit at the Milwaukee Home Show to be held in the Milwaukee Auditorium March 15–22.

Garden club members have been invited by the Florists to exhibit shadow boxes and luncheon tables. The Florists Club is giving premiums for the exhibits and have arranged with the Home Show management to provide tickets which the exhibitors may sell to pay the cost of putting up the exhibit. Tickets to the value of five dollars will be given to each exhibitor.

The State Horticultural Society, the Garden Club Federation, and the Milwaukee Florists are cooperating in putting on a one day school at the Auditorium on Thursday, March 6th on the subject of shadow boxes and luncheon tables. At this program Mrs. Della Rindy, flower painter of Madison will talk on shadow boxes, and Mrs. H. O. Burdick of Milton will talk on color harmony in floral arrangement. The Milwaukee Florists Educational Committee will give a demonstration on arranging flowers.

We feel that it is a very commendable move for different organizations to work together, especially the commercial and amateur groups. It will lead to a better understanding, and all will benefit thereby.

Do you know that in Milwaukee there are 162 retail florists, 4 wholesalers, and 92 growers supplying wholesalers?

This is no small industry. In capital investment it represents a tremendous amount, probably greater than that invested in many other businesses of the state.

Our Buyers Guide

WE HAVE this month 50 advertisers listing practically everything you may wish to buy in fruits and flowers.

This magazine is serving a need as a low priced advertising medium for those of our members who are professional horticulturists.

Since we aim to accept ads only from reliable parties, we will appreciate hearing from any buyer who is dissatisfied.

However, if stock is received in good condition but dies during the summer, it is usually not the fault of the shipper.

The per capita consumption of fresh fruit in England increased from 68.4 lbs. for 1928 to 81.9 lbs. for 1929. The average consumption was 73.8 lbs. for the period from 1924 to 1927, according to the estimate of the Fruit Intelligence Bureau of the British Empire.

Keeping Evergreen Foliage Green

The Red Spider Is a Serious Pest; Control Not Difficult

E. L. CHAMBERS
State Entomologist

WITH the advent of hot, dry summer weather evergreens sometimes assume a dingy, rusty color. The bright green of the foliage so much desired turns grey, and close examination reveals delicate threads of a web-like nature spun over the twig. Upon further study very minute crawling mites are found which, under magnification, are recognized as having eight tiny legs, distinguishing them from the insects which have only six. These mites responsible for causing this "rusty" condition to the foliage by sucking out the sap are more commonly known as red spiders. While there are several different species of mites included under this term, they all yield to the same methods of control.

Since the evergreen is becoming more and more popular each year for landscaping work, nurserymen are making an attempt to acquaint their customers with the facts concerning this mite and its control in order that they may maintain the bright green foliage in their plantings that the trees possessed when planted. In addition to the miscible oils, lime-sulphur, whale-oil soap, and oil emulsions may be used sucessfully for this purpose as dormant sprays. Any dormant spray used should be applied when there is no danger of freezing during its application.

When an infestation of these mites becomes serious during the growing season, the simplest method of controlling them where water is available is to syringe the trees thoroughly with water. By placing the thumb over the end of the hose to form a fan-shaped spray and applying forcibly, to the underside of the foiliage, these mites will be dislodged and very few will return. To be entirely effective this treatment should be repeated several times at a week or ten day intervals since the pest develops very rapidly and is blown about by the wind from higher shade trees in the immediate neighborhood, especially the elms.

Where water is not available under pressure either from a hydrant or power spray pump, the mites can be controlled by dusting the foliage thoroughly with superfine dusting sulphur especially adapted for dusting, using care to cover the undersides of the foliage in its application, or by spraying with glue water made up by using one and one-half pounds of glue to ten gallons of water. An application of glue improves the appearance of the trees and leaves the needles shining as if they had been specially cleaned. In case so much glue has been applied that some of the needles mat together, it can be removed again by an application of water.

These various mites pass the winter in the egg stage, the eggs being tucked in around the bud scales and the bases of the needles. The eggs hatch in the spring before growth of the trees start. Several generations are produced annually, the number produced being governed by temperature and moisture conditions, becoming of course most abundant in hot, dry seasons.

Control (While Dormant)

A spray consisting of one of the miscible oils (such as Sunoco Spray Oil, Dendrol, Volck, etc.) now on the market for this purpose applied as a dormant spray just before growth starts in the spring, diluted according to the specifications of the manufacturer, serves to eliminate or check the mites. At this time the foliage of conifers, being entirely made up of ripe needles will withstand the most drastic treatment while if delayed until growth starts, these oils must be used in very dilute proportions as they are liable to burn new foliage, especially when the outdoor temperature exceeds 80 degrees. Again, the bluish white glaucous covering of Colorado blue, Koster's blue spruce and similar bluish foliage will be removed by this treatment, while if the application is made before growth starts the color will return with the new foliage.

STARLING NEW CROP MENACE MAY RUIN CHERRY CROP

With the number of sparrows diminishing in cities, the starling is about to take the place of the sparrow as a civic nuisance and an agricultural menace, according to Prof. George Wagner, member of the research bureau of the conservation commission.

Passing of city horses and city chickens have brought the decline in the number of sparrows because the stable and chicken yard were formerly the favorite sparrow banquet table, Professor Wagner declared.

The menu of the all-devouring starling, however, includes fruit, insects or grain and Professor Wagner predicts that in five years Wisconsin will have "more starlings than it wants."

"In Washington, D. C., the starling menace has become so great that a person hardly dares to go out without an umbrella," Professor Wagner said. "Public buildings are becoming defaced. As many as 3,000 starlings were taken out of a single church steeple in one evening."

In two weeks starlings cleaned every cherry from two large orchards in Connecticut, causing a loss estimated at $1,000. This shows what may happen to the cherry industry of the Door county peninsula if starlings increase in number during the next few years as predicted, says the professor.

"Shoot at sight," is Professor Wagner's advice for the riddance of starlings. "Unlike sparrows, they cannot be poisoned successfully because of the danger to other birds with similar appetites.

Milwaukee Flower Show Is Prophecy of Spring

HURON H. SMITH

LONG winters and promises of spring are especially interesting to Wisconsin folk. In Texas, the winter is short and the interval of flowerless landscape is brief. In Wisconsin, the winter is long and the growing season correspondingly brief. We therefore cherish spring, summer, and autumn the more. Spring is at best but brief in northern latitudes and spring ectasy is more fully experienced here than in northern latitudes.

The greenhouse man is the only one who can cheat winter and help us to visualize spring that is to come. He forces the bulbs dedicated to spring, to expand their gorgeous hues and permeate our buttoned-up atmosphere with the breath of spring. Crocuses in wooden shoes, graceful freesias in rainbow colors, early tulips in pastel shades, bicolored narcissi, golden trumpets with kingly names, double daffodils, pussy willows unmindful of winter's icy fingers, homely but delicious mignonettes, a bit of heaven in the new chinese forgetmenots, johnny-jump-up with a college education and clowning pansies all vie to carry our thoughts forward to the hope of spring.

Where and when? are the breathless questions. We wouldn't fool you nor keep you waiting unduly. Saturday March 15 to Saturday March 22nd in Engelmann Hall and the Fifth Street entrance of the Milwaukee Auditorium, during the annual Home Show. These shows starting at the Milwaukee Public Museum in the spring of 1920 have outgrown the available space at the Museum and are even now, at their second home, expanding at a rapid pace. Why wouldn't they, with 92 growers, 4 wholesalers and 162 retailers back of them?

With last year's experience, the coming show has been well thought out. The club's flower show committee is Alfred Locker, Chairman, Oscar Golin, Edwin C. Hunkel, Henry J. Welke, Walter A. Rojahn, Wm. A. Kennedy, Jr., and Curt T. Riebs. The job is still further subdivided into sectional activities. The decorating committee chairman is Oscar Golin, of the A. F. Kellner Company, whose fame as interior decorators is state wide. Carl Menger and Arnold Preuss both skilled designers are his helpers. The retail committee chairman is Henry J. Welke, of the House of Roses and "The Turg" with Herbert G. Froemming, Mary J. Skinner, and Paul Gaulke to help him. When they met to assign the space for twelve booths, February 4th, 17 came forward to draw these spaces. The growers committee is headed by Edwin C. Hunkel with Lawrence Pollworth and Norbert M. Sebastian to help him. Private exhibitors from Milwaukee's Lake Shore drive will be solicited and cared for by Harold Baumgarten and C. C. Pollworth.

Amateur exhibits will be solicited by Wm. A. Kennedy, Jr., as chairman, past president of the club, Curt T. Riebs, William Mueller, and H. J. Rahmlow. Blocks of tickets for the amateur to sell and gain his funds for the expense of preparation of exhibits are forthcoming, as well as a loan of shadow boxes from the Horticultural Society and a whole balcony to spread themselves.

Publicity will be cared for by Archie H. MacDonald and Huron H. Smith. Music and entertainment, always mutually suggested by flowers will be arranged by Chester R. Bell and Walter A. Rojahn. F. T. D. exhibits will be staged by Arthur R. Leidiger and Estelle Gumz.

As a last thought—the Milwaukee Florist Club comes back into the fold of the Wisconsin Horticultural Society one hundred per cent members. Does that compliment our secretary?

HIGHLAND PARK GLADIOLUS AND PERENNIALS

Standard mixture gladiolus includes Blue Ribbon, Glory, and other mixtures. 100 blooming size bulbs for $1. prepaid. Also 100 choice bulbs in collection 20 or more choice varieties separately packed for $3 prepaid.

Perennials

Two dozen good flowering size plants, 1 and 2 year. Achillea, Pyrethrum, Columbine, Delphinium, Statice, Sweet William, Gaillardia, Forget Me Not, Shasta Daisy, Coreopsis, Gypsophila, for $2 prepaid.

J. J. GERHART
HIGHLAND PARK GARDENS
258 E. 14th Street
Fond du Lac, Wis.

HUNTINGTON'S DEPENDABLE SEEDS

The most complete catalogue of alpine and rare perennial seeds issued in the United States.

Our novelties for 1930 include—Arabis alpina rosea, Primula florindae, Meconopsis baileyii, Campanula garganica, Viola Apricot Gem, Dryas octopetala, Trollius Golden Queen—and 2,000 other fine varieties.

The catalogue also presents

Hardy Herbaceous Plants
Roses
Choice Annual Seeds
Selected Rock Plants
Ornamental Shrubs
Novelty Bulbs

Ralph E. Huntington Nursery
Painesville, Ohio

STATE GARDEN CLUB FEDERATION NEWS

Federation Aims: To stimulate and help garden clubs throughout the state: to develop interest in and broaden the knowledge of gardening; to aid in the protection of trees, plants and birds, and promote civic beautifications.

CHANGE IN GARDEN CLUB PROJECT RULES FOR THE FLOWER SHOW

Miniature Models

WE ARE pleased to announce that a change has been made in the requirements for the miniature garden and also shadow boxes. The Federation was able to have a number of miniature English type houses made at reasonable cost and will provide these to all exhibitors free of charge, also the tray on which to build the miniature garden.

The houses will not be painted nor will they have windows, doors or porches. This will be left to each exhibitor.

Requests for a miniature house and tray should be made as early as possible so that arrangements can be made to have them delivered. It is rather difficult to ship them but if the request is received early no doubt arrangements can be made to have them delivered.

The size of the models will be the same, 15x30 inches to represent a home grounds 60x120 feet.

Shadow Boxes

There will be three classes of shadow boxes as follows:

Class I. Boxes will be furnished lined in black cloth which may not be altered or covered. Vases, flowers and accessories are to be furnished by the exhibitor.

Class II. The interior of the box may be changed to suit the exhibitor using different colored cloth or changing it in any way desired. All accessories to be furnished by the exhibitor.

Class III. The shadow box Study. In this class the background may be changed by the exhibitor and it must be a copy of a picture. The picture must



accompany the shadow box and will be pinned below the box. The judging of this class will be on adaptability, and faithfulness in copying the print.

Only 8 entries will be accepted in each, Class II and III.

BOOK ON LANDSCAPING

A little booklet entitled "Landscaping the Better Home" by Francis Asbury Robinson will be of interest to garden club members, especially those who may wish to put up a little garden at one of the flower shows.

The booklet is published by Better Homes and Gardens, Des Moines, Iowa, and sells for 25¢.

It contains some very fine illustrations and pictures of landscaping work.

NATIONAL COUNCIL ACTIVITIES

Wisconsin Garden Club Members Invited to Attend Annual Convention During Flower Show, Chicago, April 8–9

NOW that the Wisconsin Garden Club Federation is a member of the National Council of Garden Club Federations, it will be of interest to keep in touch with the Council's activities.

The Board of Directors of the Council met in New York in January. Acting president, Mrs. Thos. Motley, Jr. presided. State Federations represented were Connecticut, Massachusetts, New York, Ohio, New Jersey, Tennessee, and Washington, D. C. Letters of regret were read from Wisconsin, Texas, Georgia, Illinois, and Florida.

The directors voted to indorse the work of the National Committee for the Preservation of Rural Beauty.

Plans were made for the approaching annual meeting to be held at the Palmer House, Chicago, April 8 and 9. This is during the Garden and Flower Show at the Chicago Stadium.

The railroads are offering reduced fares from all points at this time. An interesting program is being planned by the hostess Federation, Illinois.

All members of the Wisconsin Garden Club Federation are invited to attend the program, although only appointed delegates may vote.

For further information write Mrs. Frederick Kellogg, 25 Colles Avenue, Morristown, New Jersey.

THE CHICAGO FLOWER SHOWS

Two Shows May be Seen on One Trip

THOSE who wish to attend the Garden and Flower Shows at Chicago in April may see two shows on one trip. The 4th annual show at the Sherman Hotel will end on Saturday, April 5th, which is also the opening date for the Central States Garden and Flower Show at the Chicago Stadium.

The week-end may therefore be spent to good advantage attending both shows.

Be sure to ask for the reduced railroad rates to the show.

PROGRAM SUGGESTIONS FOR GARDEN CLUBS

WE ARE preparing a little mimeographed circular on suggestions for organizing garden clubs which will be available to garden clubs soon. If you know of anyone wishing to organize a garden club send us their name.

The following program suggestions appear in this circular. They may be of interest to your garden club in preparing future programs.

GENERAL TOPICS

Varieties for the Garden.
Use of Catalogs, the Commercial Side of Gardening.
The Best Catalog should be on Exhibit.
Construction of Cold Frames and Hot Beds.
How to Attract Birds.
An Exhibit of Feeding Trays.
Bird Houses should be planned—school children should be invited to see the exhibit and take part in same.

March

Planning a Perennial Border.
How to Make a Good Lawn.
Kind of Shrubs for your Garden and Border.
Trees for the Garden and Streets.
Fruit Trees—Varieties and where to plant.

April

Soils and Fertilizer in the Garden.
Starting Seeds in the Garden.
Annuals—Where—How and When.

May

Tulips and Spring Bulbs in the Garden.
For Roll Call—Each member may be requested to give the name of his favorite variety.
Perhaps a Flower Show can be planned.
Iris in the Garden.
A trip should be planned to visit some outstanding iris gardens.
An Iris Show—is especially desirable.
The Lilacs.
The New Species, how to plant them and how to grow them.

A FLOWER SHOW QUESTION

WE WOULD like to hear from some of our members who have had experience with flower shows in regard to the following question. "Shall or shall not the judges at our flower shows be allowed to see the names of the exhibitor attached to the exhibits?

There are certainly two sides to this question. One of the largest of our national garden magazines carries an article in its March issue in regard to staging a flower show. The statement is made, and we think it is important, that "After the judging the people like to know to whom the exhibits belong." However, they also make this statement. "The names of the exhibitors must not appear before the judging is done." Write us your experience in regard to this.

We will start the argument off with this statement. If we get an outside judge who is not acquainted with the exhibitors, we believe it will make no difference whether a name or number appears on the entry tag.

We admit that if a local judge does the work, one who knows the exhibitors and in whose fairness the exhibitors have little confidence, then by all means the names should not be exposed although in that case, probably the judge will know the exhibits of many of his friends without any name being attached.

The article in the magazine referred to also makes the statement "In classes where the same entrant is allowed only one ribbon it is easy for the judges to adhere to the rule without know-

NOTICE TO GARDEN CLUBS

If the members of a garden club pay their dues before April 1st they are entitled to the plant premiums listed on page 219.

Special Offer
TREES SHRUBS EVERGREENS BROAD LEAF FLOWERING SHRUBS

Rhododendron maximum
2-3 ft. 25 @ $8 100 @ $30
Select Clumps
2-3 ft. 10 @ $8 25 @ $18
100 @ $60
Carload lots 550 clumps $200
Seedlings
5-18 in 100 @ $8 1,00 @ $70
Hemlock
Bushy Trees 2-3 ft.
25 @ $9 100 @ $32
Seedlings
5-18 in. 100 @ $8 1,000 @ $70
Cedar
Bushy Trees 2-3 ft.
25 @ $9 100 @ $32
Seedlings 5-18 in.
100 @ $8 1,000 @ $7[illegible]
All first class stock. Roots packed in wet moss or soil—balled and burlaped. Cash with order, please.

THOMAS ARP COMPANY
Box 536 Elizabeton, Tenn.

WILD FLOWERING PLANTS SHRUBS BULBS



12 fast growing Arrowhead tubers (Illustration on left) for moist places or aquarium $1; 18 assorted flowering water plants $5, all postpaid. 85varieties. TERRELL'S, 1011 W Blk, Oshkosh, Wis

Send for FREE Booklet

GLADIOLUS BULBS

Per 100	No. 1	No. 2	No. 3	No. 4	No. 5	No. 6
Alice Tiplady	....	....	....	$1.50	$1.00	$.50
Helen Franklin	....	....	$1.75	1.25	.75	.25
Mixed	$2.00	$1.00	.75	.50	....	....

Write for folder listing 20 named varieties.
THERON M. MOSER, Richland Center, Wis.

ing the name of the exhibitor merely by watching the numbers." The judges must, therefore, watch and become somewhat familiar with the different numbers of the exhibitors.

We wish to raise this question. Why does it seem quite satisfactory for exhibitors of all types of live stock to hold their own animals while being judged, on which quite a large prize is at stake, while in our flower and vegetable shows, where in many cases only a ribbon is given, we must be careful to keep the judge from knowing to whom the exhibit belongs. You answer it.

WHAT KIND OF CLUBS SHALL WE HAVE

MRS. Frederic Fisher, president of the Garden Clubs of Illinois appeared on the Home Beautification program at the College of Agriculture during the week of February 3rd and made a significant statement relative to the garden club movement. She said that in Illinois they find it desirable to divide some of their clubs into different sections, one section putting on a program for the beginners who wish to learn the A B C of gardening and another section for those who have had more experience.

No doubt this same plan will have to be adopted in Wisconsin. A high school student will not get much out of attending classes at a College and the College student will not be particularly interested in what is going on in a high school.

We believe there is no place for the small neighborhood garden club. A group of people living in the same community having the same type of home may wish a different kind of a program from those whose circumstances are not the same. We shall probably see during the next few years a development of the small community type of garden club, intensely studying



the problems in which they are particularly interested and each member a worker for the improvement of his community.

The next step, of course, will be for these community garden clubs to cooperate in putting on flower shows, developing civic improvement, conservation and preservation of natural resources in a larger way.

There has been a tendency on the part of a few to feel that when a group organizes a club in a community that they wish to be "exclusive". That is probably not the case at all. They simply wish to get together to discuss and study their own particular problems. There is plenty of opportunity for a club for everyone. Let us encourage and not discourage this work.

OCONOMOWOC GARDEN CLUB HAS SPECIAL MEETING

IN SPITE of rain and fog, a large crowd attended the special meeting of the Oconomowoc Garden Club on Tuesday evening, February 25. Almost the entire membership of the Delafield Garden Club drove over for the program.

The meeting was called to hear secretary H. J. Rahmlow talk on plans for the State Garden and Flower Show and an illustrated talk on rock gardens.

At the close of the meeting a motion was unanimous passed to invite the State Garden Club Federation to hold a summer meeting at Oconomowoc, the local club to act as the host organization.

RADIO TALKS ON GARDENING

A NOTABLE series of garden talks will be broadcast by the National Broadcasting system from station WJZ New York and associated stations.

The programs will be given each Monday at 2:45 Central time.

Some of the leading speakers in the country on gardening subjects will be heard. These programs have been arranged by the National Garden Bureau.

Dean Bailey of Cornell spoke on February 17th, Leonard Barron of the American Home Magazine on February 24th, Prof. Alfred Hottes of Better Homes and Gardens on March 3rd. The following are the subjects to be presented during March and April:

March 17—A representative of the Garden Club of America, the pioneer garden club federation, which has member clubs throughout the country, will speak on the subject: "The Social Value of Beautiful Gardens."

March 24—F. F. Rockwell, landscape architect and author of 15 books on gardening will speak on—"Rock Gardening."

March 31—Mrs. Henry Ford, president of the Women's National Farm and Garden Association, whose garden is her chief interest, will speak on: "Woman's Part in Making America Beautiful."

April 7—Chesla Sherlock, managing editor of the Ladies' Home Journal and author, will speak on: "What Gardening Offers to Homemakers."

April 14—Mrs. Francis King, pioneer in the garden club movement, author and editor of garden books, honorary president of the Woman's National Farm and Garden Association, will speak on: 'The Goal of the Garden Clubs."

April 21—Mrs. John F. Sippel, president of the General Federation of Woman's Clubs, which has an active garden department, will speak on: "Making America a Garden Spot."

100 Gladiolus bulbs—$3 prepaid
At least 40 different varieties
100 Le Marachal Foch ---------- $2.00
100 Fair Fax---- 1.50
100 Orange Glory 2.25
F. O. B.
Write for other offers
WATERLOO FLORAL GARDENS
Waterloo, Wis.

News of the Garden Clubs

The Eau Claire Garden Club at its February meeting heard Mr. Gardner C. Beall, author and lecturer. Mr. Beall is the author of numerous garden books contributed to garden magazines. He discussed the subject of English Gardens.

The Racine Garden Club discussed the culture and care of roses at their February meeting. Thirty members of the club attended. Mr. Richard Salm of Union Grove was the speaker of the evening and explained the entire process of rose culture from the cutting to the bend. Mr. Salm emphasized the importance of sunshine in the growing of roses as it brings out the color in the bloom. Most plants, he stated, require three times as much nourishment as they get. At the close of his talk he distributed roses to every woman in the audience and extended an invitation to visit his greenhouse any day except Sunday. Mrs. A. L. Schacht, secretary of the club, was the official representative of the club at the recent Farm Folks Week in Madison and read a report of the Home Beautification program. Mr. L. H. Fisher presided at the meeting. The next meeting will be held on March 10th when secretary H. J. Rahmlow of the State Horticultural Society will give an illustrated talk on Dahlias and Rock Gardens.

The Art Institute Garden Club of Milwaukee heard Mrs. Frederic Fisher, president of the Illinois Garden Club, at their February meeting. Mrs. Fisher Spoke on Planting for Continued Bloom.

The Madison Rosarians have planned a municipal rose garden. The plan was discussed in detail at the February meeting. Mrs. J. A. Reed, secretary of the club, secured the service of the Landscaping Department of the College of Agriculture, and completed plans for the rose garden which will be submitted at the next meeting of the club.

The Superior Garden Club elected Mrs. J. M. Kennedy president, Mrs. Dean Foster, vice-president, and Mrs. H. A. Juneau, secretary-treasurer, at their February meeting. Mrs. Clough Gates and Mrs. F. A. Kemp were elected joint chairmen of the Board of Gardens. The membership committee chairman is Mrs. A. L. Peck, program committee chairman is Mrs. E. A. Benishek, landscape committtee chairman is Mrs. H. A. Juneau assisted by Mrs. Clough Gates and Mrs. P. G. Stratton.

Mrs. P. G. Stratton, the retiring president, served for four years. She expressed her appreciation at the meeting for the splendid cooperation given her by the various committees throughout her term. The February meeting was held at the home of Mrs. E. A. Banister. The Superior Club carried on a very interesting series of programs and had several unusually good flower shows during the past year.

The Menasha Garden Club, which has been sponsored by the Economics Club, is planning on holding some very interesting garden meetings during the coming month. The topics taken up at the January meeting were: February and March Ideal as Pruning Time. Latin Remains a Living Tongue in the Plant World, Starting A Garden, The Aquatic Garden, Mrs. Harry E. Bullard was elected secretary for the ensuing year and Mrs. Ida Van Buren Watkins elected chairman.

The Elkhorn Garden Club met at the home of Mrs. Chas. Jahr in February. Mrs. Minnie Hall was submitted as a new member. Mrs. Harry Howe gave a very interesting book review on gardening under glass by F. F. Rockwell. She also told of her experiences with plant pests in the greenhouse. The next topic will be new varieties of flowers for spring planting to be

GLADIOLUS

	Med.	Small	
Le. Mar. Foch..	10	10	
1,000 bulblets...			$0.50
Los Angeles	5	10	
500 bulblets ...			.50
Rose Ash	5	10	
300 bulblets ...			.50
Scarlet Princeps	5	10	
300 bulblets ...			.50
Scarlet Wonder .	3	8	
200 bulblets ...			.50
Tycko Zang	3	5	
200 bulblets ...			.50
White Foch	2	6	
60 bulblets			5.00

RAY C. BICKNELL
Ft. Atkinson, Wis.

WINTER GARDENS

Evergreens give a note of warmth and cheer during the long cold months.

Order for next winter's enjoyment.

BAHR NURSERY
Manitowoc, Wis.

100,000 Dahlia Divisions



In Hundreds of Varieties from the Small Pompoms to the Largest Decoratives at Greatly Reduced Prices.

Our planting last year consisted of 13 acres. The crop was exceptionally good. Our dahlia divisions are from strong healthy stock, guaranteed to grow. We carry all of the best, leading varieties.

Write for catalog and special prices.

POLTL BULB FARM

Hartford, Wis. **Dept. W.**

given by Mrs. C. Lee Shaw, secretary of the club. Mrs. Shaw reports that she has found Vaughan's catalog and also an article in the Milwaukee Journal very helpful in preparing this report.

A number of the Elkhorn Garden Club members will visit the Beloit Garden Club at their February meeting. For the March meeting of the Elkhorn Club, H. J. Rahmlow, secretary of the State Horticultural Society will give an illustrated talk on Rock Gardens. This will be guest night for the club.

The Elkhorn club has prepared a very neat printed program for the coming year's work. The program was made very inexpensively on mimeograph paper with a very neat green cover.

The following are some of the topics listed in this booklet. April 4th, My Rock Garden, by Mrs. H. D. L. Adkins. Planning the Garden, by Mrs. Chas. Jahr. May 2nd, Roses, by Jessie Sprague. Shadow Box, Containers and Arrangement of Flowers, by Sarah Francis. June, the Flower Show. Committee, Mrs. C. Lee Shaw, Mrs. Ed. Marquardt, Mrs. Harry Howe. July, Garden Tour. August, Home Garden Tour and Picnic. September, Book Review-Harvest of the Years, by Mrs. A. G. Oleson. Bulbs, by Mrs. Will Tubbs. October, Evergreens, by Mrs. Dallas Davis. Perennials for Fall planting, by Mrs. H. Mills. November, Picturesque Wisconsin, Mrs. Harry Agard.

The Milwaukee Horticultural Society heard Mrs. Theo. Koerner give a very interesting paper entitled "How To Attract Our Garden Birds" at their January 28 meeting, reports Miss Mabel Thoms, Secretary. Slides of the various kinds of birds were shown with the talk, to help identify our feathered friends.

Winter protection and care of plants was discussed by Mr. Aug. Peter. Mr. Peter, a rose lover, said his knowledge of winter protection applied mostly to roses. He gave a general classification of the different kinds of roses and their hardiness to withstand cold.

Rock gardens will be the subject for the February program, presented by three local rock garden Fans.

The Ft. Atkinson Garden Club journeyed to Jefferson on February 10th to meet with the Jefferson Garden Club. Mr. H. J. Rahmlow, secretary of the Horticultural Society, gave an illustrated talk on rock gardens and presented some of the details of the coming State Garden and Flower Show. The club members are planning on taking part in a number of the garden club projects. The meeting was thoroughly enjoyed by all. President Mr. E. White invited the Jefferson Garden Club to meet with the Ft. Atkinson Club in March.

PIERCE COUNTY SOCIETY ISSUES HORTICULTURAL NEWS LETTER

Mrs. J. H. Graslie, Sec.

The officers of the Pierce County Horticultural Society for the coming year are as follows: President, Mrs. Alvin Hurtgen, Spring Valley; Vice-president, Mrs. W. H. Bittner, Ellsworth; Sec.-Treas., Mrs. J. H. Graslie, Spring Valley.

The first issue of the "Horticultural News" has just been sent to each member of our Society. The news for this paper is sent in to our county agent Mr. Seyforth who makes up the news letter and sends it out to all of our members. It contains articles on the experience of our members with flowers and gardens. Members also send in questions and it contains notifications of meetings, flower and bulb exchange, and in fact anything pertaining to horticultural news.

We have a garden club in Spring Valley independent of the Pierce County Horticultural Society.

SUM-MER-DEL GARDEN CLUB HAS EXCELLENT PROGRAM

Mrs. L. A. Henze, Sec.

The Sum-Mer-Del Garden Club held its monthly meeting, January 24, at the home of Mrs. Hewitt Jacques, in Delafield.

Mrs. Hassall read a magazine article on the making of a perennial border, which was then discussed.

Mrs. Parker gave a tree lesson. Her study was on the Willow family, which includes the poplar. She showed some interesting examples of branches, both healthy and diseased.

Mrs. Hitz talked about the English cottage gardens and roadsides which she visited last year. Mrs. Hitz and Mrs. Rogers spent the spring months visiting the most beautiful parts of England, and many famous gardens. Miss Moore assisted Mrs. Hitz by showing lantern slides. A wealth of interesting pictures displayed the beauties of the English countryside.

A list of things to do in the garden and for house plants in February was given by Mrs. Day. Many additional hints were contributed by the members.

THE WEST ALLIS CLUB MEETING

Martha L. Krienitz, Sec.

The West Allis Garden Club had its January meeting at the home of Miss Martha Krienitz. Mrs. Robert Stoll, president, and Miss M. Krienitz, secretary-treasurer, were re-elected for the coming year.

The February meeting was held at the home of Mrs. C. E. Strong. (I wonder how many readers of Horticulture know that our Mrs. C. E. Strong's and Geo. Washington's birthdays could almost be celebrated on the same day?)

This being the month of catalogs we were knee-deep in discussions, and plans of the lovely things we want to give a trial this year.

What personal friends these catalogs seem to become to us with the passing years. Sometimes, I believe, we give very little thought to the fact that it's quite a tremendous bit of work to construct a garden catalog.

Humorous, instructive, editorial pages as J. D. Long's Boulder, Colorado, offers, adds to their interest and create smiles and wisdom.

Our wild flower lesson for the February meeting covered the Campanula Rotundifolia and Silene Virginica. A delicious birthday lunch was served by our hostess.

OSHKOSH SOCIETY HAS INTERESTING MEETING

Miss Florence Winchester, Sec.

The Fberuary meeting of the Oshkosh Horticultural Society was held at the Museum Monday evening, February 3, 1930. The tables were prettily decorated in valentine colors, and candy hearts were strewn about. Mr. and Mrs. E. Wright and Mr. and Mrs. H. W. Gerdes were hosts and hostesses for this meeting and Miss Ruby Winchester had charge of the supper.

After a delicious supper the meeting was called to order by the president, Mr. Geiger. The society enjoyed community singing after which the usual order of business was taken up.

Mr. Herman Christensen started the discussion of novelites and new things advertised in the seed catalogs. Mr. Titus spoke about a New Zealand spinach which he thought was very fine. This led to a lively discussion, showing that individual tastes differ by the many varieties named as being favorites.

Mr. Gerdes told about an experiment he is making regarding the keeping of dahlia roots during the winter. He has paraffined some to prevent shrinking. Mrs. John Geiger told of her success in raising dahlias. Many others told of their experiences in raising flowers and vegetables.

Mrs. N. P. Rasmussen talked on roses, stressing that the Hybrid Rugosa variety is especially suitable for this climate.

It seems to be better for those wishing to grow roses to buy from local nurserymen because then one could get the variety that grows best in this climate.

JEFFERSON GARDEN CLUB WILL ENTER STATE SHOW

Miss Esther Friedel, Sec.

On February 10th, the members of the Fort Atkinson Garden Club were the guests of the Jefferson Garden Club. The regular business meeting was dispensed with and the time was given to Mr. H. J. Rahmlow who gave a splendid illustrated talk on "Rock Gardens". The points "How to" and "How not to" make a rock garden were particularly stressed and the club members feel they can now view rock gardens with critical minds.

The projects of the State Show were discussed and all members were so enthusiastic as to want to enter a number of the projects.

After the meeting light refreshments were served. It is hoped that these joint meetings of the Fort Atkinson and Jefferson Garden Clubs will be held occasionally.

KENOSHA CLUB HAS UNUSUAL MEETING

Vincent L. Frantal, Sec.

Mr. Lewis Turner gave an interesting lecture on "Cutting Flowers and Arranging Bouquets" at a meeting of the Kenosha Horticultural Society on February 18th. He illustrated his talk by arranging a patrictic centerpiece with the use of a blue bowl, red caranations, blue narcissi, white sweet peas and pink pussy willows. Combined with white candles tied with red ribbon, a complete luncheon table decorative scheme was designed. Mr. Turner also described combinations of garden flowers to be used for centerpieces or bowls, and the care of cut flowers.

Mr. Oscar Hoefer gave a talk on "Planting of Seeds and Bulbs" in which he described the construction of hotbeds and cold frames and the preparation of soil. Mr. Hoefer empnasized the fact that no matter how strong the urge to work in the garden, seeds should not be sown until the first of April. He also named varieties of flowers worth trying.

The balance of the program included readings by Miss Ethel Palt, consisting of "Showing the Garden", and encore. Piano solos, Chopin, "Polonaise" and Granger, "In a Country Garden" were played by Leo Rewinski. Songs, Joyce Kilmer, "Trees" and Hope, "Caution" by Miss Edith Nohling.

Each of the entertainers was presented with a pot of tulips in bud as an expression of the society's appreciation. Mrs. G. A. Sutherland, Mrs. John Hillrugle and Mrs. R. Nimino also received bouquets provided by Lewis Turner. All members were urged to bring plants for exchange at the next meeting, which is to be held March 11th.

Forty members attended this meeting, said to be the most unusual of the year. Fred Becker presided. members joining our organization are Mrs. Leroy C. Jensen and E. E. Brenaman, both of Kenosha.

The next meeting will be March 11, when Secretary H. J. Rahmlow will give an illustrated talk on Rock Gardens and Dahlias. The State Garden and Flower show will be discussed.



IT'S NOT A
HOME
UNTIL IT'S
PLANTED

A house without the softening beauty of trees, shrubs, vines and flowers, looks stark, naked and uninviting —It's Not a Home Until It's Planted. Plan now the planting you will do this spring.

Let Us Help Make Your Ground Beautiful

We'll gladly advise you just what you need and which varieties will give the best and quickest results.

White Elm Nursery Co.
Hartland, Wis.





WHEN TO PLANT

The following are notes taken from Mr. Hoefer's talk:;

Plant in hotbed about April 5–10:

Snap Dragons, Petunia, Salvia Lobelia, Salpiglossis.

Plant about April 10–15:

Ageratum, Alyssum, Carnation, Celosia, Hidiscus, Heliotrope, Nigella, Phlox Drummondi, Portulaca, Verbena and Wallflower.

Plant about April 15–20:

Aster, Calendula, Calliopsis, Centurea, Clarkia, Cosmos, Helianthus, Marigold, Scabiosa, Stocks and Zinnias.

Sow outdoors in location wanted:

Candytuft, Poppies, Annual Larkspur, Four-O'Clocks, Mignonette, and Sweet Peas.

HILLCREST (WEST ALLIS) CLUB ELECTS OFFICERS

Mrs. Geo. A. Leverenz, Sec.

The Hillcrest Garden Club held their annual business meeting at the home of Mrs. Hohberg on February 3rd. At the election of officers Mrs. J. Simons was elected president, and Mrs. Geo. A. Leverenz was reelected secretary.

In pursuance with our new slogan adopted at our last meeting the retiring president was presented with a beautiful cyclamen plant as was also the secretary.

The members brought their catalogs and the balance of the meeting was spent in choosing seeds and plants which the club will buy together and divide.

CHERRY AND PLUM TREES NEED FERTILIZER

CHERRY and plum trees seem to be more in need of nitrogen than apples.

Barnyard manure is an excellent fertilizer for the stone fruits. It supplies both humus and nitrogen and therefore provides moisture and fertility for the later seasonal growth of these trees. Since we are not concerned about the coloring of the fruit as we are with apples, it is perfectly safe in this respect.

The proper growth for a tree to make is from 12 to 15 inches. Experience shows that these lengths of the shoots give the best fruiting responses.

Central States Garden & Flower Show, Chicago Stadium

JOHN A. SERVAS
Manager

FOR the fourth time in its short existence, the 87 member clubs of the Garden Club of Illinois will stage its annual Garden and Flower Show at the new Chicago Stadium, April 5th to 13th, 1930.

With the cooperation of the Chicago park systems, the various trade groups and private growers, a spectacle will be developed that will surpass anything ever before attempted. The mammoth Chicago Stadium is admirably adapted for the purpose of the show, having a ceiling height of nearly 100 feet, with no obstructions throughout its vast area. The entire interior has a marble terrazo floor, making it very convenient for the assembling of the various gardens which will be the outstanding feature of the show. These gardens can be viewed in daylight, which will be a distinct advantage, as the colors of the thousands of blooms will be seen at their best and in their true color.

Among the outstanding garden features that will be shown will be those of the Chicago Parks. An interesting feature in connection with the gardens will be a group of varied types, including formal, informal, rock gardens, naturalistic gardens and modernistic gardens.

Not to be outdone by the larger displays which will be built by the parks and commercial interests, the Garden Club of Illinois will also have its series of model gardens which will give the public an opportunity to see many new ideas in the treatment of various phases of gardening and arrangement of plants and flowers. Among the eight competitions in which the Garden Clubs will compete will be a demonstration of porch arrangements, another series will depict the arrangement and plan for treating the garden gate. The miniature model of a house and garden which will be exhibited by each of about 30 Clubs, will prove an exceptionally interesting feature for those wishing to get a complete and comprehensive idea of the garden arrangement in relation to the house. Some striking examples of architecture and garden plans will be given in this group.

As in past years, the table decorations will form a pleasing attraction. Three distinct groups in this class will be exhibited and every Club will participate in one or more of these groups.

To those for whom the Garden and Flower Show will be a source of education, a lecture program has been provided and authorative speakers will lecture on various topics of interest to the gardener.

THE NEW EARLY RED RASPBERRY

Minnesota No. 223

Hardiest, Earliest, Heaviest yielding red raspberry.

Splendid shipper — Highest quality.

We have a large stock of No. 223; Latham and other leading varieties of the Northwest's best fruits and ornamentals.

Send for big, free catalog.

THE DANIELS NURSERY

Box 300 Long Lake, Minn.

Last Month for Plant Premiums

Send Dues This Month for One of These Premiums

THIS is the last month in which you may get free plant premiums for membership in the State Horticultural Society. This offer positively closes on April 1st.

May we suggest that even if your membership expires during April, May or June it will still pay to renew this month.

See the January or February issues for instructions. Individual members who pay $1 for one year or $1.50 for two years may receive a premium free. Members of local clubs should send 15¢ to pay the postage on the premium.

SPECIAL PREMIUMS MEMBERSHIP CONTEST

To the person sending in the greatest number of new individual members, at $1.00 each, before April 1st the following special premiums are offered:

1. By the North Star Nursery Co., Pardeeville, Wis. A Waukegan Juniper (Juniperus horizontalis Duglasi 24–30 in. spread, ballad and burlaped. Value $8.00. Freight paid by Horticultural Society.

2. By W. A. Sisson, Rosendale, Wis. One new Walter F. Miller Peony (Wettengel 1928) Deep rose. Value $25.00.

For 2nd, 3rd, 4th and 5th prizes

We have several valuable additional prizes offered in this contest. In order that the winners may receive prizes they can use to best advantage we will give them in this way:

The person sending in the second largest number of new members may choose any TWO of the following premiums, and the winner of third prize, fourth prize, and fifth prize may choose one each from the remainder of the list, in consecutive order. Shipping charges will be paid by the Society in each case.

1. Baker Nursery Co., Fond du Lac, Wis.
   5 Kentucky Coffee Trees (Gymnocladus Canadensis) 6 to 8 feet.
2. H. B. Blackman, Richland Center, Wis.
   25 Minnesota No. 223 Red Raspberry plants. The new variety that looks better than Latham.
3. H. C. Christensen, Oshkosh, Wis.
   Clematis recta.
4. Coe Converse and Edwards Co., Fort Atkinson, Wis.
   1 Norway maple 5–6 feet. Express pd. by Society.
5. W. A. Dana, Stonecrest Gardens, Eau Claire, Wis.
   100 gladiolus bulbs.
6. Rasmussen's Fruit Farm, Oshkosh, Wis.
   1 Black Hills Spruce, 18x25" B & 8.

PREMIUMS FOR MEMBERSHIPS PAID BEFORE APRIL 1ST

Premium No. 1

THE AMERICAN FORESTRY CO.
Pembine, Wis.

American Arborvitea, 18 inch. B. & B.
Premium: 3 trees.

Premium No. 2

BAKER NURSERY AND SEED CO.
Fond du Lac, Wis.

Baby's Breath (Gysophila) Perennial.
Premium: Four plants.

WILL YOUR HARVEST BE "FANCY" FRUIT?



Every Spraying Counts

FOR PEACHES: At Blossom time spray your peach trees with "Dritomic" Sulphur or with "Fungi" Dust. It will pay you in protecting against brown rot losses and has the added advantage of discouraging the Oriental Peach Moth. FOR APPLES: Now's the time to control scab. Get rid of last year's hang-over infection first. Plow under the fallen leaves as soon as the weather permits. Then—when the trees are showing green—give the orchard a thorough spraying with "Orchard Brand" Oil Emulsion or Bordeaux Mixture. Next the cluster-bud application—equally important as the means of preventing scabby fruit.

Have you a 1930 copy of" Cash Crops?"

Ask us to send one.

STANDARDIZE ON "ORCHARD BRAND"

ARSENATE OF LEAD — CALCIUM ARSENATE — ARSENITE OF ZINC
DRITOMIC SULPHUR — BORDEAUX MIXTURE — FUNGI DUST
A S P DUST — 85–15 DUST — 90–10 DUST

Quality fruit Commands a readier market and a higher price!

GENERAL CHEMICAL COMPANY
40 Rector Street, New York
St. Louis Los Angeles San Francisco

GCI-65



ORCHARD BRAND
REG. U.S. PAT. OFF.
SPRAY & DUST MATERIALS



Premium No. 3

H. B. BLACKMAN
Richland Center, Wis.

100 gladiolus bulbs, labeled: Mary Pickford, cream and white; Anna Eberius, purple; E. J. Shaylor, pink; Crimson Glow, red; Purple Glory; Los Angeles, light pink; Mrs. Leon Douglas, pink; Two new red varieties. Premium; 10 bulbs.
Lillum Elegans, blooming size. Premium: 3 bulbs.
Hydrangeas—either P. G. or A. G. 18-24 inches. Premiums: 3 shrubs.
Spirea Van Houtti. Premium: 2 shrubs.
Delphiniums. Premiums: 5 plants.
Latham red raspberry plants. Premium: 10 plants.
Mastodon strawberry plants (everbearing). Premium: 5 plants.

Premium No. 4

H. C. CHRISTENSEN
Oshkosh, Wis.

Regal Lilly bulbs, blooming size.
Premium: 3 bulbs.

Premium No. 5

THE COE CONVERSE AND EDWARDS CO.
Ft. Atkinson, Wis.

White Mechans Mallow. Premium: 3 plants. Strawberry Plants, Premier, Gibson, Finch. Premium: 25 plants.

Premium No. 6

W. A. DANA
Eau Claire, Wis.

Gladiolus bulbs.
Premiums: 1 dozen bulbs.

Premium No. 7

FITCHETT DAHLIA GARDENS
Janesville, Wis.

A dollar in Dahlias. Our selection.
Each root labeled and listed in our catalog at $1.00.

Premium No. 8

FLORIADALE GARDENS
Fort Atkinson, Wis.

The following varieties of gladiolus bulbs:
Lacinatus; Baron J. Hulot. Orange Glory; Panama Pink.
Premium: Choice of 5 bulbs including one Lachinatus, value 20c.

Premium No. 9

JOHN HAUSER
Bayfield, Wis.

Incarvillea, or hardy gloxinia, 2 yr. old.
Premium: 3 plants.

Premium No. 10

KELLOGG'S NURSERY
Janesville, Wis.

Peony roots, blooming size, our selection of varieties in red, pink or white.
Premium: 1 root value $1.00.

Premium No. 11

MENOMONIE-EAU CLAIRE NURSERY CO., GEO. M. MOSEMAN
Eau Claire, Wis.

Mixed glads—Premium: 10 bulbs.
Mixed dahlias—Premium: 2 roots.
Iris—by color—Premium: 3 rhizomes.

Premium No. 12

W. J. MOYLE AND SON, WISCONSIN NURSERIES
Union Grove, Wis.

Clematis paniculata, blue, red or white.
Dutchman's Pipe; Scarlet Honeysuckle; Persian Lilac, (double white, red or purple); Hills of Snow; Red Weigella; Spirea, red or yellow; Japan Quince. Golden Bell; or red leaved Barberry.
Premium: 1 shrub.

Premium No. 13

DR. A. J. NELSON
Stoughton, Wis.

Gladiolus bulbs, named varieties.
Premium: 4 bulbs.
Dahlias, named varieties.
Premium: 1 root, value $1.00.

Premium No. 14

THE NORTH STAR NURSERY CO.
Pardeeville, Wis.

Cutleaf Elder, 2–3 ft.; Spirea Anthony Waterer, 12–18 in.
Spirea V. H. 2–3 ft.; Purple Lilac, 2–3 ft.
Premium: 1 shrub.

Premium No. 15

POLTL BULB FARM
Hartford, Wis.

Dahlia divisions, named varieties. Large flowering types, any color.
Premium: 2 roots, value 50c each.

Premium No. 16

W. A. SISSON
Rosendale, Wis.

Peony roots, named varieties, any color.
Premium: 1 root, value $1.00.

Premium No. 17

W. A. TOOLE
Baraboo, Wis.

Anchusa italica, Dropmore, variety.
Aquilegia long spurred hybrids.
Delphiniums.
Coreopsis Lanceolata.
Shasta Daisy Alaska.
Dianthus-caesius, deltiodes, plumarius.
Gaillardia grandiflora.
Hollyhock, double or single.
Linum perenne.
Lupinus polyphyllus.
Lythrum roseum.
Nepeta mussini.
Papaver orientale.
Pentstemon bar. tor.
Iris-Afterglow, Juniata, L. A. Williamson.
Monsignor, Mrs. Alan Gray, Mme. Chereau.
Prosper Laugier, Quaker Lady, Rhein Nixie.
Sherwin Wright, Walhalla, Siberica Orientalis.
Hardy Phlox, field grown plants, following varieties:
B. Compte, Beranger, Eclaireur, Flora Reidy, Koenigshofer, LaVague, Milly von Hoboken, Rheinlander, Riverton Jewel, Rosalind, R. P. Struthers, Siebold, Von Lassburg, W. C. Egan, Widar.
Pyrethrum roseum.
Rudbeckia purpurea.
Salvia azurea gr.
Saponaria ocymoides.
Sedum-album, ewerslii, sarmentosum, spectabile, lydium, stolonifera.
Statice latifolia.
Tunica saxifraga.
Premium: 3 large plants, your choice.

Premium No. 18

WATERLOO FLORAL GARDENS
Waterloo, Wis.

Gladiolus bulbs.
Varieties: Le Marshal Foch, A. B. Kunderd, Jewell, Ming Toy, Apple Blossom, Fairfax Scarlet Princeps, Crackerjack, Bengal Tiger, Elf, Peace.
Premium: 6 bulbs.

Premium No. 19

TERRELL'S AQUATIC FARMS AND NURSERIES
Oshkosh, Wis.

Japanese Barberry, 12 to 18 in.; Coral-Berry, 12 to 18 in.; Wild Frost Grape, 2 year vines; Sweet Elderberry, 12 to 18 in. Premium: Choice of 1 shrub or vine.
Flowering Water Plants.
Blue Water Iris; Wapata (Arrowhead).
Premium: Choice 3 roots or bulbs.
Pink Swamp Loosestrife.
Premium: 1 plant.
Evergreens.
White Cedar (Arbor Vitae) 12 to 18 in.; Prostrate Juniper, 6 to 10 in. spread. Premiums: Choice of 1 tree.

Premium No. 20

DAHLBERG NURSERIES
Ladysmith, Wis.

Spirea VanHoutte, 2–3 ft.
Spirea Sorbifolia, 2–3 ft.
Premium: 2 shrubs.

Premium No. 21

WHITE ELM NURSERY COMPANY
Hartland, Wisconsin

Alyssum Rostratum.
Anchusa Barelleri.
Aquilegia Dobbies Hybrids.
Artemisia Lactiflora.
Aster Amellus, named varieties.
Campanula Percifolia: Blue, Lavender Queen or White.
Centaurea Macrocephala Yellow.
Pink Daisy, Kellway's Exhibition Strain.
Chrysanthemum Arcticum.
Crucianella Stylosa.
Delphinium Belladonna, Fanny Stormonth.
Dianthus Caessius.
Dianthus Deltoides, Major Stearnes Var.
Erigeron Speciosus.
Gypsophila Repens.
Iberis Sempervirens.
Iris: Choice of 20 varieties.
Lathyrus Latifolia.
Linum Blue.
Limonium Latifolia.
Lychnis Chalcedonica.
Lythrum Roseum.
Myosotis Palustris.
Nepeta Mussini.
Papaver Orientalis, Mrs. Perry.
Penstetemon Barbatus Torreyi.
Phlox Miss Lingard.
Platycoden.
Salvia Azurea.
Saponaria Ocymoides Alba.
Sempervivum Tectorum.
Sedum: Acre, Reflexum, Sexangular, Sarmentosa, or Spurium Coccineum Tritoma, Tunica Saxifraga, Veronica Incana, Viola Jersey Gem.
Premium: Choice of three plants.

Premium No. 22

MYERS NURSERY
A. W. Myers, Prop., Arcadia, Wis.

Mixed Phlox.
Premium: 5 plants.
Mixed Dahlias.
Premium: 4 roots.

Premium No. 23

RASMUSSEN'S FRUIT FARM AND NURSERIES
Oshkosh, Wis.

Delphiniums: Double French, Wrexham, Vanderbilt. Blackmore & Langdon.
Premium: 2 plants.
Varieties: Belladonna, Bellamosum or Summer Cloud.
Premium: 3 plants.
Iris, German: Assorted colors.
Premium: 4 plants.
Columbine—Mrs. Scott Elliott's strain: Assorted colors.
Premium: 3 plants.
Oshkosh Strawberry Plants.
Premium: 25 plants.

PERSONAL Correspondence Paper, 200 Sheets, 100 Envelopes; name or monogram and address: $1.00 post-paid. FREE — Packet Poppy seed from Flanders' Field with each order. Universal Stationers, Desk H, Oshkosh, Wis.

STANDARD GARDEN TRACTORS

Plows Seeds Cultivates Mows Hay and Lawns

A Powerful Tractor for Small Farms. Gardeners, Florists, Nurseries, fruits Growers and Poultrymen

DOES 4 MEN'S WORK

Walking and Riding Equipment. Does Belt Work.



Free Catalog.

STANDARD ENGINE COMPANY

3241 Como Ave. Minneapolis, Minn.

FOR SALE

State Inspected Raspberry Plants

Black Caps

Plum Farmer and Cumberland

St. Regis Red

$2.50 per 100 *$20 per 1,000*

THE MT. VERNON NURSERY

Viola, Wisconsin

SPECIAL BARGAINS GLADIOLUS BULBS

Order now. All No. 1 sized bulbs, January bargains are still good.

No. 6. 4 Helga ---------- 50c
No. 13. 1 Peach Rose ---- 25c
No. 15. 3 Baron J. Hulot -- 25c
No. 16. 2 Break O. Day --- 25c
No. 17. 3 Byron L. Smith -- 25c
No. 18. 1 Copper Bronze --- 25c
No. 19. 3 Genesse -------- 25c
No. 20. 3 Golden Swallow -- 25c
No. 24. 3 Magic ---------- 25c
No. 25. 3 Rose Ash -------- 25c
No. 26. 2 Cowee's Scarlet Wonder ------- 25c
No. 28. 3 Orange Glory --- 25c

Bulblets

No. 29. 100 Baron J. Hulot 25c
No. 30. 50 Cowee's Scarlet Wonder ---- 10c
No. 31. 12 Copper Bronze -- 20c
No. 32. 12 Gold Eagle ---- 25c

Watch for our bargains this winter.

FLORIADALE GARDENS

Route 1, Ft. Atkinson, Wis.

OUR BUYERS GUIDE

Our Advertisers Are Reliable. Mention of Wisconsin Horticulture When Writing Them Will Be Greatly Appreciated.

AQUATIC PLANTS

	Page
Terrell's Aquatic Farms, Oshkosh, Wis.	213–222

BERRY BOXES

Cumberland Fruit Package Co., Cumberland, Wis.	194
Sheboygan Fruit Box Co., Sheboygan, Wis.	223

DAHLIAS

Fitchett Dahlia Gardens, Janesville, Wis.	195
Dr. A. J. Nelson, Stoughton, Wis.	194
Poltl Bulb Farm, Hartford, Wis.	215

EVERGREENS

American Forestry Company, Pembine, Wis.	194
J. F. Norris, Doeville, Tenn.	222
Tennessee Evergreen Co., Elizabethton, Tenn.	194
Thomas Arp Co., Elizabethton, Tenn.	213

GLADIOLUS

Ray C. Bicknell, Ft. Atkinson, Wis.	215
Columbia Gardens, Cedarburg, Wis.	194
Floriadale Gardens, Ft. Atkinson, Wis.	221
J. J. Gerhart, Fond du Lac, Wis.	211
Harry F. Meredith, Union Grove, Wis.	196
Theron M. Moser, Richland Center, Wis.	213
Miss Emma Patterson, Burlington, Wis.	222
Waterloo Floral Gardens, Waterloo, Wis.	219

NURSERY STOCK

Bahr Nursery, Manitowoc, Wis.	215
Coe, Converse & Edwards Co., Ft. Atkinson, Wis.	195
Dahlberg Nursery, Ladysmith, Wis.	195
Eschrich's Nursery, Sta. f., Milwaukee, Wis.	194
Ralph E. Huntington Nursery, Painesville, Ohio	211
Dr. A. H. Lemke, Wausau, Wis.	195
McKay Nursery Co.	224
N. A. Rasmussen, Oshkosh, Wis.	195
Strand's Nursery, Taylor Falls, Minn.	194
Swedberg Bros. Nursery, Battle Lake, Minn.	194
White Elm Nursery, Hartland, Wis.	217
Wisconsin Nurseries, Union Grove, Wis.	194

ORCHARD AND GARDENERS SUPPLIES

American Farm Machine Co., Minneapolis, Minn., Garden Tractors	222
F. R. Gifford Company, Madison, Wis.	196
Hardie Mfg. Co.	223
Standard Engine Co., Minneapolis, Minn.	221

PEONIES AND IRIS

Cooper Peony Gardens, Kenosha, Wis.	195
Sisson's Peonies, Rosendale, Wis.	224

PERENNIALS AND BULBS

Chequamegon Flower Gardens, Washburn, Wis.	222
H. C. Christensen, Oshkosh, Wis.	195
Far North Gardens, Iron River, Wis.	196
Edw. J. Gardner Nursery, West De Pere, Wis.	224
John F. Hauser, Bayfield, Wis.	196
Myers Nursery, Arcadia, Wis.	195
Stonecrest Gardens, Eau Claire, Wis.	194
W. A. Toole, Baraboo, Wis.	223

SPRAY MATERIAL

Cream City Chemical Co., Milwaukee, Wis.	222
General Chemical Company, New York	219

STATIONERY

Universal Stationers, Desk H, Oshkosh, Wis.	221

STRAWBERRY AND RASPBERRY PLANTS

The Daniels Nursery, Long Lake, Minn.	218
Fred Hecklinger, Menomonie, Wis.	194
The Mt. Vernon Nursery, Viola, Wis.	221

The Growers Market

Advertisements for this department will be accepted from members of this society who produce the articles offered for sale. Rate 2 cents per word. minimum charge 25c per issue. "Adds" of nursery stock and plants will be accepted only from those listed by the State Entomologist as having been inspected. No discounts from these prices.
Copy should reach us by the 20th of the month. Send cash with order.

FOR YOUR POOL—Collection of 18 beautiful flowering water plants blooming from spring until fall, $5.00, postpaid. TERRELL'S 1010 W. Blk, Oshkosh, Wisconsin.

$1.00 postpaid—(any ONE item, 6 for $5.00.)
25 Mastodon Strawberries; or Latham Raspberries.
3 Chinese elm, Peonies, Roses or Lilacs.
4 Shrubs, Vines, Evergreen or Regal Lilies.
7 Iris, Phlox, Ferns, Lilies (all different.)
Complete List of Bargains on Request.
Strand's Nursery, Box 23, Taylors Falls, Minn.

Flowering Evergreen Shrubs

Rhododendron Max. Kalmia. Hemlock and Holly, Seedlings 6-18 in., 100 @ $6, 1,000 @ $50, 2-4 ft., 25 @ $5, 100 @ $18. Carload of clumps for $150. Flowering Dodwood and Maple, 2-4 ft., 25 @ $5; 100 @ $18.

Local orders burlaped, roots packed in moss.

J. F. NORRIS
Doeville, Tennessee

WANTED—Reliable party to operate orchard located 6 miles southwest of Freedom, Wis. Contains 600 12 year old trees in bearing, about 200 younger trees. Write Frank Ballone, 347 Prospect Ave., Milwaukee, Wis.

Consider the Lilies

The second edition of the book "Consider the Lilies" has just been received. It is issued by W. E. Marshall & Company, 150 West 23rd Street, New York.

KINKADE GARDEN TRACTOR

A Practical, Proven Power Cultivator for Gardeners, Fruit Growers, Truckers, Florists, Nurserymen, Suburbanites, Country Estates and Poultrymen.



New Low Prices—Easy Terms
AMERICAN FARM MACHINE CO.
1085-33rd Ave. S. E. MINNEAPOLIS, MINN.

GLADIOLUS
BULBS AND PLANTING STOCK
NEW STANDARD

Partial list of newer introductions—Golden Dream—Pfitzer's Triumph, Rose Precoce, Sulphur Frills, Titan, Trudel Grotz, Vaughan's White, Copper Bronze, Orange Queen, Longfellow, Gertrude Errey, Mrs. P. W. Sisson, etc.

Complete list on request

EMMA E. PATTERSON
Burlington, Wis.

TWO DOZEN HARDY PERENNIALS

$3.75 postpaid, spring delivery

Your selection
of 8 varieties listed in our catalog, 3 each variety.

Send for Catalog

Chequamegon Flower Gardens
V. E. BRUBAKER, Proprietor
Washburn, Wis.

Stealing The Profit From Your Orchard?





Millions of Dollars Are Stolen from the Fruit Growers by Insects and Disease

Spray as a Preventative

ORDER YOUR SPRAY MATERIALS NOW

Lime Sulphur (Liquid and Dry)	Calcium Arsenate	Arsenate of zinc	Nicotine Dust	Corrosive Sublimate (Weed Killer)
Arsenate of Lead	Bordeaux Mixture (Paste or Dry)	Potato Special	Cabbage Special (Maggot Killer)	High Grade Lime
		Black Leaf 40		

Products of

CREAM CITY CHEMICAL WORKS

766–774 Kinnickinnic Ave., Milwaukee, Wis.
Phone Hanover 1117

Seeds For The Rock Garden

This collection of seeds of Rock Garden plants, 14 packages valued separately at $1.60, for only $1.00.

Alyssum saxatile compactum. 10c; Arabis alpina, 10c; Aster alpinus mixed, 10c; Campanula carpatica, 10c; Cheiranthus allioni, 10c; Dianthus deltoides, 10c; Nepeta mussini, 15c; Papaver nudicaule, Baker's Sunbeam, 10c; Saponaria ocymoides, 10c; Statice incana, 10c; Tunica saxifraga, 10c; Veronica teucrium, 15c; Primula auricula, 20c; Sedum mixed varieties, 10c; Total, $1.60.

Toole's Collection of Perennial Seeds

$1.80 Worth of Seeds for $1.00, Postpaid

For those who want to try their fortune at growing a Perennial Garden from seed, I have selected a collection of a dozen varieties that are not hard to grow, at the very low price of ONE DOLLAR FOR TWELVE PACKAGES of selected seed. No change may be made in this collection at the price quoted. The collection contains one package each of Anchusa Dropmore Variety; Aquilegia long spurred hybrids; Campanula medium; Centaurea macrocephala; Coreopsis lanceolata grandiflora; Delphinium Garry-nee-Dule Blue hybrids; Dianthus barbatus; Gaillardia grandiflora; Hollyhocks, double mixed; Lupinus polyphyllus, choiced mixed; Papaver nudicaule, Baker's Sunbeam; Pyrethrum hybridum fl. pl. VALUE $1.80—for $1.00—POSTPAID TO YOUR DOOR.

Write for my 1930 catalog of Hardy Perennials, Rock Garden Plants and Wisconsin Wild Flowers. Free on request.

W. A. TOOLE
Garry-Nee-Dule
Baraboo, Wisconsin



Berry Boxes And Crates

Either made up or in the K. D., American Quart Berry Baskets, Climax Grape and Peach Baskets, Till or Repacking Baskets, Plant Boxes and Veneer Tree Protectors.

Circular and Price List mailed upon request.

Write for special prices on carload lots.

Liberal discounts on early orders.

SHEBOYGAN FRUIT BOX COMPANY
Sheboygan, Wis.

Engineered and Built

like a fine automobile

This Hardie No. 16 Master Mogul Sprayer is an example of quality, skill, and precision with which all Hardie sprayers are built. Hardie standards are not surpassed by the finest motor cars. The specifications of a Hardie read like the latest page from the automobile industry. It operates smoothly, powerfully, economically. Inbuilt is tremendous strength lasting durability, and a large measure of surplus capacity speed and stamina. Hardie offers a thoroughly complete line for orchard and field. Whatever may be your spraying need there is a Hardie to exactly meet it, and the same high quality of design and construction in all. Write for the Hardie catalog and learn what are the specifications of a real sprayer.





The Hardie Duplex Special power sprayer is offered unqualifiedly as the biggest sprayer for the price ever offered by any manufacturer. This amazingly low-priced outfit includes features never before offered in any but the big, high-priced machines. Investigate it.

The Hardie Mfg. Co. Hudson, Mich.
Portland, Ore. Kansas City Petrolia, Ont. Los Angeles

HARDIE
DEPENDABLE SPRAYERS



W. A. Sisson W. A. Lawson

Sisson's Peonies

Rosendale, Wisconsin

Specializing in

Peonies—Irises and Gladiolus

Let us start you in the business or send you additions to your collection

Write or head your auto this way.
Intersection Highways 23 and 26

Memorial Peony bed at
Riverside Cemetery, Oshkosh

Real Bargains
in
Perennials and Bulbs

40 Gladiolus bulbs for $1. Large flowering size bulbs, 1¼ inches and up. Mixed colors, all fine large flowered varieties.

12 Iris roots for $2. 1 large root each of 12 different colored iris, each root labeled. All colors, purple, lavender, pink, yellow, etc. All good up-to-date sorts. Catalog price 25c to 35c per root.

3 Peony roots for $2. 1 each;—Felix Crousse, red; Madam de Verneville, white; Delicatissima, pink. Large, strong roots. Regular price $2.50.

We grow hundreds of varieties of Hardy Perennials, Flower bulbs, ornamental shrubs. New catalog ready soon. Write for copy, it's free.

Edw. J. Gardner Nursery

West De Pere, Wis.

"It's not a Home-



until it's PLANTED

Shade Trees - Fruit Trees
Plants and Shrubs
Evergreens

All northern grown to withstand the rigorous climatic conditions of the Northwest

Vase and Moline Grafted Elms are one of our specialties.

McKay Nursery Company

Wisconsin's Greatest Nursery

Offices—Madison, Wis. Nurseries—Waterloo, Wis.

DEMOCRAT PRINTING COMPANY
MADISON, WISCONSIN

WISCONSIN HORTICULTURE



APRIL, 1930

EVERGREENS
Native Rhododendrons

Broad Leaved Flowering Shrubs for all around beauty. Write for illustrated price list. Now booking fall orders.

TENNESSEE EVERGREEN CO.
P. O. Box 575
Elizabethton, Tenn.

BARGAINS

100 finest Gladiolus Bulbs $2.00 F. O. B. or $2.25 postpaid, 10 varieties 10 each. Spring delivery.

30 popular Iris roots, 5 each 6 kinds for $2.25. Postpaid April—July—August delivery.

6 Peony roots, 2 red, 2 white, 2 pink for $3.00 postpaid. Sept.—Oct. delivery.

STONECREST GARDENS
Eau Claire, Wis.

Send for catalog. It's free.

TREES SHRUBS PLANTS EVERGREENS

For Landscape Planting

ESCHRICH'S NURSERY

Growers—Designers—Planters

Ask for our Catalog

Sta. F Milwaukee, Wis.

Visitors Welcome

DAHLIA BULBS

1 bulb each of the following: Cigarette, Kitty Dunlap, Rosa Nell, Mrs. I. De Ver Warner, Washington City, Judge Marean, Pride of California, D. M. Moore.

The above collection prepaid for $4.

Mixed gladiolus bulbs prepaid for $1 per 100. Cash with order please. Spring delivery.

Catalog of gladiolus, dahlias and perennials free.

COLUMBIA GARDENS
Cedarburg, Wis.



Fig. 1 Fig. 2 Fig. 3

Berry Boxes

Crates, Bushel Boxes and Climax Baskets

As You Like Them

We manufacture the Ewald Patent Folding Berry Boxes of wood veneer that give satisfaction. Berry box and crate material in the K. D. in carload lots our specialty. We constantly carry in stock 16-quart crates all made up ready for use, either for strawberries or blueberries. No order too small or too large for us to handle. We can ship the folding boxes and crates in K. D. from Milwaukee. Promptness is essential in handling fruit, and we aim to do our part well. A large discount for early orders. A postal brings our price list.

Cumberland Fruit Package Company

Dept. D, Cumberland, Wis.



Some Get Acquainted Offers For Spring Delivery

10 Delphiniums Gold Medal Hybrid	$1.25
7 Hardy lilies (Single and double, Tiger lily; red, Elegan; scarlet, Regale; white Asst.)	1.25
10 Hemarcallis-yellow, orange lily	1.25
10 Assorted Iris in three or more colors	1.25
5 Spireas Van Houtii shrubs	1.25
50 Assorted Gladiolus	1.25

Every Wisconsin State Horticultural Society member should avail himself of these special offers. Our catalog is free.

SWEDBERG BROS NURSERIES
Battle Lake, Minnesota

FOR SALE

State Inspected Latham Raspberry Plants.
$2.50 per 100 $20 per 1,000

STRAWBERRY PLANTS

Dunlap and Gibson
75c per 100 $5 per 1,000
Progressive and Champion
$1 per 100 $6 per 1,000
Mastodon
$1.75 per 100 $10 per 1,000

FRED HECKLINGER
Menomonie, Wis.

DAHLIAS, GLADIOLUS PEONIES and IRIS

Select Varieties

Write for my 1930 Prices

DR. A. J. NELSON
214 N. Division Street
Stoughton, Wis.

THE BEST LILACS

Belle-de Nancy: Beautiful double pink.
Congo: Single, deep wine red, exquisite.
Lamark: Rosey lilac, double.
Mme. Able Chatney; The best double white, hardy and a prolific bloomer.
Mrs. Hoover: A beautiful pink Persian, bewitching in daintiness.

These five lilacs, one to two feet, postpaid for $2.50. **Order Today.**

WISCONSIN NURSERIES
W. J. Moyle & Sons
UNION GROVE, WIS.

HARDY EVERGREENS

Deciduous Trees Perennials
Bulbs Ornamental Shrubs
Ferns Vines Climbers

Selected for landscape and home ground planting.

Tree seeds and seedlings at wholesale to the trade.

Write for price list

AMERICAN FORESTRY CO
Pembine, Wis.

SPECIAL SPRING OFFER

6 Assorted Evergreens—
1 to 1½ ft. $5.00
6 Assorted Flowering
Shrubs—2 to 3 ft. 2.50

Express F. O. B.

DAHLBERG NURSERIES
Ladysmith, Wis.



Take up your **Planting Problems** with a firm that is a member of the **National Home Planting Bureau.**
COE, CONVERSE & EDWARDS COMPANY
Nurserymen (Send for catalog)
Ft. Atkinson, Wis.

REDUCED PRICES ON EVERYTHING FOR THE HOME GROUNDS

10 Mixed Phlox $1.00
10 Mixed Dahlias $1.00
6 Cactus Dahlias, 2 white, 2 old rose, 2 maroon... 1.00
6 Decorative Dahlias, 2 yellow, 2 purple, 2 red. 1.00
50 Mixed Gladiolus 1.00
10 Japanese Barberry 1.00
100 Premier Strawberry plants 1.00
40 Mastadon everbearing strawberry plants 1.00
All postpaid. Ask for price list.

MYERS NURSERY
Arcadia, Wis.

Delphiniums
Peonies **Iris**

Potted annuals for your garden ready for delivery May 1st.

Write for prices and reservations, wholesale and retail.

COOPER PEONY GARDENS
Box 471 Kenosha, Wis.

REGAL LILIES

We have grown Regal lilies for 10 years and find spring planting best for Wisconsin conditions.

Price, per dozen, postpaid
Small bulbs, one bloom to bulb $1.25
Large bulbs, two to four blooms to bulb..... 2.00
Extra large bulbs, 5 to 10 blooms to bulb..... 3.00

H. C. CHRISTENSEN
1625 Ninth St. Oshkosh, Wis.

BLACK WALNUT SEEDLINGS

Will produce trees of rapid growth, beautiful shade and the highest priced lumber.

Seedlings 24 inches and over
Per hundred.....$10
Per thousand $80

Delivered this fall or next spring.

DR. A. H. LEMKE
Wausau, Wis.



Wolfgang von Goethe--orange, scarlet, 50c postpaid.

Attractive prices in new catalog, free on request.

Fitchett Dahlia Gardens

735 E. Milton Ave. Janesville, Wisconsin



Summertime at Rasmussen's
Drive In We're Home

Trees, Shrubs, Flowers
Everything For Your Garden

Catalog On Request

Rasmussen's Fruit Farm and Nurseries
Oshkosh, Wis.

SPRAY MACHINES—THE BEAN LINE

All spraying equipment
Spray materials
Lime sulphur—dry and liquid
Lead Arsenate—Sunoco
Black Leaf 40

PRUNING TOOLS
Grafting Wax
Nurserymens' Tape

Write for catalogue and prices

F. R. GIFFORD CO.
2201 University Avenue
Madison, Wis.

HARDY PERENNIALS

New & Standard Varieties

300 Kinds

Strawflowers—All Varieties

J. F. HAUSER
Bayfield, Wisconsin

Send for Price List

GLADIOLUS BULBS

My price list is ready. Besides large bulbs, I am offering special lots of planting sizes and bulblets of a great many varieties. I think you will find something in this list of interest to you.

Will extend for a time the specials offered in the December issue of Wisconsin Horticulture.

HARRY F. MEREDITH
Box 483 Union Grove, Wis.

TENUIFOLIUM LILIES

2 years old
Per 100, $5. Per 1,000, $40
April Delivery
Seeds, 500 for $1.00.

Send for perennial and gladiolus list—Wholesale and Retail

THE FAR NORTH GARDENS
Iron River, Wisconsin

Wisconsin Horticulture

The Official Organ of the Wisconsin State Horticultural Society
The Wisconsin Garden Club Federation

Established 1910

Entered at the postoffice at Madison, Wisconsin, as second-class matter. Acceptance for mailing at special rate of postage provided for in Section 1103, Act of October 3, 1917, authorized July 15, 1918.

Published Monthly by the

WISCONSIN STATE HORTICULTURAL SOCIETY
Washington Building
Madison, Wisconsin

H. J. RAHMLOW, *Editor*
Secretary State Horticultural Society

Associate Editors—E. L. Chambers, Mrs. C. E. Strong, Huron H. Smith, C. L. Kuehner.

Volume XX **APRIL, 1930** **No. 8**

TABLE OF CONTENTS

	Page
Planning the Flower Garden	229
How to Attract Birds to Your Garden	231
How We Grow Good Strawberries	233
Spring Work in the Strawberry Patch	234
A Plan for the Garden	236
Free Bulletins for Fruit Growers	237
Spring Work in the Orchard	237
Some Childhood Recollections	238
North Dakota Notes	239
Editorials	240
About the Home and Garden	242
Among Our Cranberry Growers	243
Garden Club Federation News	244
Judging Points for Flower Shows	244
News of the Garden Clubs	246
Free Bulletins for Garden Club Members	248
The Rose Test Garden of Garden Club of Virginia	249
The Spring Flower Show at Milwaukee	250
Wisconsin Nurserymen Convene at Milwaukee	252

EXECUTIVE COMMITTEE
State Horticultural Society
President, Vice-President and Secretary

A. K. Bassett.....Baraboo
L. E. Birmingham..Sturgeon Bay
H. C. Christensen.....Oshkosh
John Hauser.....Bayfield
M. S. Kellogg.....Janesville
James Livingstone ....Milwaukee
Wm. Longland .....Lake Geneva
W. E. Spreiter.....La Crosse
Mrs. C. E. Strong.....West Allis
J. F. Swartz.....Kenosha
H. W. Ullsperger...Sturgeon Bay

BOARD OF MANAGERS
State Horticultural Society
C. J. Telfer, Pres.....Green Bay
M. B. Goff, Vice-Pres., ... Sturgeon Bay
H. J. Rahmlow, Sec.....Madison

EXECUTIVE COMMITTEE
Wisconsin Garden Club Federation
Mrs. R. H. Malisch, Pres., ... Hales Corners
Mrs. C. W. Vaughn, Vice-Pres., ... Madison
Mrs. A. W. Sperber, Sec.-Treas., ... Hales Corners
Mrs. C. E. Strong.....West Allis
H. J. Rahmlow, Cor. Sec..Madison

Subscription to Wisconsin Horticulture is obtained by membership in the Wisconsin State Horticultural Society for which annual dues are $1 per year or $1.50 for two years. Garden Clubs, local Horticultural Societies, and other Horticultural Organizations are affiliated at a reduced membership rate.

Please Do Not Send Stamps.

Wisconsin Horticulture

Wisconsin
State Horticultural Society
Organized 1865

Devoted to better fruits, flowers and vegetables



OFFICERS

President
C. J. Telfer, Green Bay

Vice-President
M. B. Goff, Sturgeon Bay

Secretary
H. J. Rahmlow, Madison

Planning the Flower Garden

Varieties Recommended For Wisconsin by Special Committee

MRS. C. E. STRONG, Chairman, W. A. TOOLE, V. E. BRUBAKER

IN MAKING plans for continuous bloom in the flower garden it is best to divide the blooming period into three seasons—the early or spring season, mid-summer, and the later or fall blooming period.

The early bloom comes with the bulbs which stretches along to welcome the summer Show. This in turn merges into the later or fall blooming period. To the gardener this is pleasing as there is always some bloom to enjoy and keep up the interest in the garden.

In order to have this continuous bloom, however, we must plan our gardens—whether they be large or small, with care, choosing shrubs, bulbs, and plants for each season.

For example, such bulbs as Tulips, Narcissus and Scillias are naturally the dominant flowers of spring, but their beauty is enhanced by the low growing Phlox subulata, Arabis Alpina, Cheiranthus Allioni, Myosotis, followed by the Iris pumila in variety.

When the Iris, those Orchids of the garden, are in bloom, early Shasta Daisies, Oriental Poppies, Violas, Alyssum Saxatile, Aquilegias and others lend their graceful beauty to the stately dominant flower.

Peonies, truly regal flowers, follow closely. While we are thinking nothing can equal their beauty, nature seems to try to overwhelm us with a profusion of bloom. Delphiniums, every shade of blue, spires six feet and more; waxen Lilies; the fairy coral bells of Heucheras; feathery masses of snowy white Clematis Recta; Gypsophila; plumy spikes of rose and white Astilbe; the gold and bronze of Gaillardia; more blue in Veronica and Campanula, crowned with the massive branched spikes—set with the creamy bells of the Yucca.

We must not forget the sweetness of the golden Hemerocalles family nor the lemon fragrance of Dictanmus, while rock garden and edges are rosy with Dianthus Deltoides and Saponaria.

Late summer brings Phlox, and other beautiful flowers. Penstemon may be seen in variety, tall Sedums, Tiger Lilies, Artemesia Lactiflora and Aconitum carry their bloom to merge with Rudbekias, Boltonias and Hardy Asters until after the frost.



All the season through, as you walk in the garden and revel in its beauty of bloom and foliage, we hope you will remember that it is as essential to be a tidy gardener as it to be a tidy housekeeper.

Keep straggly plants pinched back and remove all fading flowers in order to prevent seed pods forming. Keep the edges of your borders neatly trimmed and the garden will repay you with added beauty.

Of course you have learned that your plants need cultivation. If you have remembered this, weeds have had no chance to grow in your garden.

Perennials for Early Bloom

Arabis Alpina
Alyssum Saxatile
Cheiranthus Allioni
Dicentra Formosa (Plumy Bleeding Heart)
Iris Pumila
Iceland Poppies
Phlox Subulata (in variety)
Phlox Divaricata

For June and July Bloom

Iris
Peony
Clematis Recta
Campanula
Aquilegia
Dictanmus
Hemerocalles
Pyrethrum
Oriental and Iceland Poppies
Dianthus
Delphiniums
Gaillardias
Gypsophila
Heuchera
Lupines
Saponaria Ocymoides
Low growing Sedums
Astilbes
Shasta Daisies
Some of the Veronicas
Thalictrum
Yucca
Violas
Lilies in variety, Madonna, Elegans Regale, etc.
Cheiranthus Allioni
Salvia Virgata Nemorosa
Silene Shafta
Dicentra (Bleeding Heart)

August and September Bloom

Phlox
Aconitum
Penstemon, in variety
Clematis Davidiana
Sedums (tall varieties)
Gaillardia
Heuchera
Violas
Shasta Daisies
Delphiniums
Tiger Lily
Rudbekias
Liatris
Statice Latifolia
Artemesia Lactiflora
Tunica
Veronica Subsessilis
Cherianthus Allioni
Boltonia
Hardy Asters
Campanulas
Dicentra Formosum (Plumy Bleeding Heart)
Silene Shata

Many of these bloom until late October.

COLORS

Red or Pink

Hardy Asters
Astilbe
Aquilegia
Boltonia
Dictanmus
Dicentra
Dianthus
Heuchera
Lupines
Pyrethrum
Penstemon
Poppies
Peonies
Phlox
Saponaria O.
Silene

White

Arabis Alpina
Aquilegia
Astilbe
Clematis Recta
Dictanmus
Gypsophila
Dianthus
Lupines
Peonies
Iris
Phlox
Artemesia Lactiflora
Boltonia
Yucca
Saponaria
Dianthus

Blue to Lavender

Delphiniums
Aconitums
Clematis Davidiana
Campanulas
Lupines
Myosotis
Salvia
Statice Latifolia
Iris
Violas
Veronicas
Aquilegias

Yellow

Alyssum
Aquilegias
Cheiranthus Allioni
Gaillardia
Violas
Lupines
Hemerrocalles
Iris
Rudbekias
Iceland Poppies

Perennials For Dominant Planting

Iris
Peonies
Delphiniums
Clematis Recta
Phlox
Aconitum
Aquilegia
Hardy Asters

Tall Perennials For Background

Delphiniums
Aconitum
Artemesia Lactiflora
Thalictrum
Rudbekias
Dictanmus
Boltonia
Hardy Asters

Edging Plants

Arabis
Cheiranthus Allioni
Dianthus Deltoides
Phlox Subulata
Dwarf Iris
Violas
Silene Shafta
Alyssum Saxatile

Plants of Medium Height

Aquilegia
Dicentra
Campanula
Gypsophila
Gaillardia
Phlox
Penstemon
Oriental Poppies
Salvia
Veronica
Shasta Daisies
Hemerocalles
Iris
Statice Latifolia
Lupines

For Sunny Dry Location

Sedums
Yucca
Gypsophila
Gaillardia
Liatris
Iris (not Siberian)

Nearly all rock plants can be used in such places.

Plants For Shady Places

Aconitum
Dicentra (Bleeding Heart)
Coral Bell (Heuchera)
Myosotis
Astilbe
Aquilegia (Partial Shade)
Hemerocalles

Rock Plants

Arabis Alpina
Alyssum Saxatile
Aquilegia
Cheiranthus Allioni
Campanula Carpatica
Campnula Alba
Dicentra Formosa (Plumy Bleeding Heart)
Dianthus Deltoides
Gypsophila Repens
Dwarf Iris
Phlox Subulata
Statice Latifolia
Saponaria Ocymoides
Silene Shafta
Sedums (all varieties)
Veronica Repens
Veronica Rupestris
Violas

Plants For Wet Spots

Siberian and Native Iris
Myosotis
Thalictrum (Meadow Rue)
Astilbe or Meadow Sweet

"Yes, Jeremiah, Alice said that last night she dreamed she was dancing with you."

"You thrill me all to pieces, Hezekiah."

"—and then she woke up to find her kid brother pounding her feet with a flat-iron."

EIGHTH MID-WEST HORTICULTURAL EXPOSITION

THE eighth Mid-West Horticultural exposition will be held at Shenandoah, Iowa, on May 11th to 16th, 1930 according to R. S. Herrick secretary of the Iowa Horticultural Society.

This exposition is the greatest of its kind in the country and our horticulturists should plan now to attend.

DEFER PASSING JUDGMENT

THERE has been some opposition on the part of private business to the activities of the Federal Farm Board. This is to be expected. The Boards plan of consolidating small cooperatives into large national marketing organizations sounded like a harmless theory when first formulated. But when the Farm Board actually put it into effect by loaning money at a low interest rate and actually combining small cooperatives into large marketing organizations, there was at once opposition. It is interesting to note that the Chamber of Commerce of the United States came to the following decision relative to this subject during the past month:

"Organized business should defer passing judgment upon the operation of the Agricultural marketing act until there is more definite evidence of its actual effect upon private enterprise than at present is available."

If the American farmer is seriously ill, harmless pills will do him no good. We think that the Federal Farm Board is prescribing some real helpful medicine.

Surgeon (to attendant): "Go and get the name of the accident victim so that we can inform his mother."

Attendant (three minutes later): "He says his mother knows his name."

How to Attract Birds to Your Garden

MRS. THEO. KOERNER
Milwaukee Society

IN THIS industrial world of ours, the mad rush to become the biggest and most efficient factor in whatever capacity engaged, MAN has overlooked the importance of our most beautiful, interesting and very useful friends our *birds*.

Fortunately, our horticulturists and agriculturists, by studying ways and means for producing the best and largest crops are realizing more and more the need of attracting and protecting our native birds for our gardens, fields and forests. Time and money spent for food lunch counters, shelter and bathing pools for our feathered friends will be rewarded with very large dividends. The birds do not wait to see what favors you will do in return for cleaning your gardens or saving your crops but go ahead and do the work in a most thorough and efficient manner, so that it makes us the debtors and we should be the ones to be thankful.

The economic value of birds is in destroying insects, larvae, weed seeds, grubs, gophers, mice and the like. The quantity they consume is unbelievable.

The educational value we derive by studying birds in our gardens is not to be overlooked. It also induces us to go forth to study their relatives in their natural haunts of the field and forest. During spring migration season, you can expect to see 100 or more species, and in the late fall and winter months when hiking in the country you can expect to see 20 to 50 varieties.

It is the winter residents we wish to help mostly. Mother Nature provided them with a warm enough feathered suit, but the storms are the cause of the shortage of their food, because the weed seeds and the bark of trees and shrubs are covered with snow and ice. So it is well to have our bird shelter and



This interesting article on attracting birds to the garden was presented by Mrs. Koerner at the January meeting of the Milwaukee Horticultural Society. This is the season when we are particularly interested in how to bring birds to our gardens.

cafeteria ready by the first of October.

The natural attractions for most of our birds are the trees and shrubs, for food, shelter and nesting places. Those bearing edible fruits are desirable, especially those which keep through the winter months like Mountain Ash, Highbush Cranberry, cedar trees, barberry, wild grape, virginia creeper, snowberry, nannyberry, dogwoods, sumac, privet, ash trees, maple and box elders. Suet helps to provide the extra body-heat for the insect and grub destroyers. A pudding made by mixing cranberries, nuts, raisens, sunflower seed and suet and placed on the feeding counter is relished several times a day by the hairy and the downy woodpecker, white-breasted nuthatch, chicadee, brown creeper, cardinal, and tufted titmouse. The seed eaters, tree sparrows, grosbeaks, finches, junco and cardinals like hemp, canary-seed, sunflower, millet and unroasted peanuts. If the evening grosbeak finds a supply of salt, garden, although he may not find a favorable nesting place near by. Apples on the counter supply the necessary water substitute.

Occasional visitors like the pine siskin, pine or evening grosbeak and the red poll may come now and then. They may be here one year and not come again for several years. Purple finches, Bohemian and Cedar Waxwings roam about like gypsies and are seen only occasionally. Fruits on trees and shrubs attract them and in the spring time the purple finch feeds on young poplar leafbuds and so intent is he on getting his full share, not even a large crowd watching him will disturb him. He also feeds on the seeds of the maple, ash and box-elder. In the suburbs, the American and white winged crossbills are attracted to places where there is plenty of evergreens for they are the cone-eaters.

The helpful little screech-owl only requires a good warm bird house up on a tree 15 feet above the ground.

A pile of branches and logs will sometimes house a winter wren. The flicker, and red headed woodpecker will winter with us once in a while. The blue jay, although he is a handsome fellow especially with snow for a background, I don't like to encourage to be a boarder. He wants to be boss and the rest of the birds must just look on. Corn is his main stand-by,

If you happen to live near an open field where the ground feeders will be found, like the snow- bunting, long-spur horned lark and tree sparrow, don't forget to supply them with seed and broken wheat after a severe

snow storm, for many have died from starvation because the heavy blanket of snow covered their natural food supply.

The next consideration is protection. Get rid of the cat. No matter how well fed or well trained, she is and always will be a bird hunter. The largest mortality in bird life is caused by the cat. The farmer may have some excuse for boarding cats, and he can help save bird life by tying a ribbon, to which bells have been securely fastened arount the cats' neck. The tingling of these bells warn the birds and give them a chance to escape, at least during the nesting and breeding season.

Next the English Sparrow. Because of his pugnacious and persistent character he discourages the more timid birds. The English Sparrow is very prolific. Each setting averages 6 to 8 eggs, and since many broods are raised in one season, you can expect from one pair of sparrows in ten years a progeny amounting to about 300 billion (275,716,983,698). The English Sparrow was introduced into this country in 1851 and 40 years later the same man brought 100 starlings, a pest just as bad and maybe worse, for he is not only pugnacious but builds his nests in hollow tree trunks thereby driving away the woodpeckers, bluebirds and flickers, which destroy more kinds of injurious insects and grubs than this latest pest.

The most effective way to destroy the English Sparrow is with poisoned wheat. Coax him to places with bread and good wheat, then once in a while add the poisoned wheat. Mice and moles can be exterminated with the same treatment. If you can place a sparrow trap, so much the better, especially if children are about.

Having provided food and protection, the next thing to consider is birdbaths and shelters for the night. These, with the food counters, help in the artistic furnishings and arrangements for the garden. Don't use fancy or brightly painted equipment. The more rustic and natural ones bring successful results. The best food counters are those with the weathervane attachment on each side of the open end placed on an iron pole with a pivot attachment so it can be turned by the wind, and if the three closed sides are made of glass, we can observe the bird visitors from our windows. Place them in an open space, free from all trees and shrubs, so that they offer a feeling of security from cats, squirrels and other rodents, and fix them so that these can not climb upon them.

Hollow stumps and hollow tree trunks or boxes made draftproof, placed upon the trees will provide shelter. Place a lot of shavings in the boxes. Evergreens, especially the arborvitae, are good winter resting places.

Shallow, rough bottom bird baths, placed about three feet above ground in a free open space will attract birds at all times of the day.

The visitors to our gardens in the summer time will be different, coming to us from the south at the beginning of March, until the middle of June, when the spring migration has ended. The different species living in our gardens in summer depend on the locality and size of the estate. The shrubbery to provide the dessert for these visitors are elderberry, mulberry, raspberry, pin-and choke-cherry, plenty of sunflowers, cosmos, coreopsis and similar seeds for the goldfinch, especially lots of sunflowers.

In the well-populated section of a large city, you are fortunate if you can have a house-wren and robin nest near your home. These don't mind a lot of people around them. A house wren is not so particular about the kind of a house you provide her, just so it is draft and waterproof, and the opening small enough so that no English Sparrow can enter. Don't forget a little perch in front of the entrance. The robin likes a shelf-like home, a box with two sides at right angles to each other. No roof is necessary. These two kinds of birds will be of interest to young and old all summer long.

If you have growing in your garden cannas, honeysuckle, larkspur or similar flowers, you can have the humming-bird, the smallest of our bird visitors, all summer long. A chimney swift always finds a large idle chimney and the night hawk likes a flat gravel covered roof. If near a park, an empty barn or shed will be quickly rented by the barn swallow. I have even found the nest of a phoebe under a front porch roof. A Baltimore oriole prefers a large elm. He is an old-fashioned bird, for he will not take to birdhouses. He likes his own woven nest fastened to the end of a drooping branch, a perfect piece of workmanship. How it is buffeted about by the wind and through the summer and winter storms and still hangs on.

The red-headed woodpecker and flicker will gladly go to housekeeping, if you provide a box 10″ x 12″ x 18″ with a large opening near the top. Place old shavings in the bottom for the birds do not like the odor of new lumber. Fasten this house on a tree fifteen feet above the ground.

The purple martin can be induced to be a city dweller, but he wants an apartment house on top of a 11 foot pole free from all trees and buildings.

A large estate which provides variety in its environments like swamps, fields, ravines, forest, lake or river can easily be made into a bird refuge by providing the necessary protection and all efforts put forth will be amply repaid. In a few seasons it is surprising to find so many birds welcome true hospitality extended by a bird lover.

How We Grow Good Strawberries

H. H. HARRIS
Warrens

This very practical article on growing strawberries was presented by Mr. Harris at a meeting of the State Horticultural Society a few years ago. It contains some very practical suggestions for strawberry growers.

THE strawberry can be grown on most any kind of soil that will produce a profitable crop of corn or potatoes. The crop of fruit, whether it shall really be *small fruit* or *big berries*, will depend to a great extent, on the condition of the soil, at the time of setting the plantation, and to the care bestowed in its culture. We try to select as a plot for our "strawberry bed" a portion of our farm land, that has been thoroughly cultivated the season previous.

Although we desire to have the soil well filled with humus we are careful to avoid old sod, that has been long in grass, as such land is quite apt to be infested with the grub worm and if they are very numerous they can do a lot of damage in a short time (in an *under*-ground if not *under*-handed way).

We try to locate our berry patch some distance from where poultry have unrestricted range for while they may pick up some injurious insects, they can also undo a lot of your labor (when the young runners have been carefully placed along the rows and are just beginning to take root) by scratching them out where the roots will be dried by the sun and wind, after which they will never take hold of the soil, of their own accord.

It is our custom to plow our ground in the fall, then as soon in the spring as the ground will permit, we work the same over with the disc, always lapping over one-half to avoid ridging, and follow with the smoothing harrow and plank-float until thoroughly pulverized. Where the size and shape of our plots will permit we mark both ways so we can cross cultivate and keep the soil mellow the early part of the season until the runners get well started.

If we get our rows perfectly straight, it adds beauty to the field and makes close cultivation easy with the fine toothed implements we now have and this is part of the *care* that is repeated every week throughout the growing season.

In selecting our plants we discard everything that does not appear healthy and give promise of fruitfulness, and later if any plant fails to respond to cultivation, we dig it out, preferring to take our chances of filling our rows with runners from thrifty healthy plants more distant.

If left to themselves the early runners are very apt to set in clusters, leaving vacancies to be filled with later runners that will not likely make as good plants as the earlier ones. We strive to get these new plants started as early as possible along the line of our rows, removing the weaker runners, if too many start, and also the little suckers, or internodes that branch out even before a single plant has taken root.

Remove Parent Plants

As soon as we have sufficient plants well established, we dig out the parent plant and the weaker of the new plants if too many have formed, cut off the runners and allow no more to grow. This has been our practice on a limited portion of our fields for several years. The difference in the quality of the fruit where so thinned in comparison with rows of the same varieties thickly matted in the row is so pronounced that we have no hesitation in saying that it pays. This is especially true with such vigorous plant makers as Warfield, Dunlap, and the like.

Where so thinned it gives us another chance to stir the soil in the row, which is impossible where the row is matted, and overrun with plants and runners. Frequent and continual cultivation of the *entire* surface is what we desire.

We do not get all of our fields thus cared for every year but have practiced it enough to demonstrate to ourselves at least, the advisability of decreasing our acreage and giving what we do plant the best care we know how to give.

Remove Blossoms

We omitted to mention, the importance of removing all blossoms or fruit buds as soon as they appear on our spring set plants, which should always be done as they weaken the parent plant if left to develop pollen and fruit.

We keep the cultivator going until late in the fall. As soon as the ground is frozen we cover the entire surface with straw or wild hay to protect the plants from freezing and thawing with every change of the weather during the winter and early spring. Most of this covering we rake from immediately over the rows into the paths between, as soon as growth starts in the spring, where it is left to conserve moisture and keep our berries clean.

(To be continued)

This ad appeared in a Texas paper: "Found—Lady's handbag: left in my car while parked. Owner can have same by identifying property. If she makes satisfactory explanation to my wife, I will pay for ad and give reward."

Spring Work in the Strawberry Patch

HOLLIS SULLIVAN
Taylor, Wis.

AT THE present time it looks as if the strawberry plants are coming through the winter in very good shape. Just recently we pulled up a few plants to see how the roots look and they were fine. A lot of beds that have not been covered also seem to be all right but if this warm weather keeps on they will start too early to be safe from the later frosts that are almost sure to come.

We like to leave the straw cover on until about the 20th of April unless the plants start to grow and get too white. In that case, it must be removed sooner. When we remove the straw we usually do it on a damp morning after a rain while the straw is still wet. We use a large home-made rake made of 30 penny spikes for teeth. With this we rake off the straw from the berry plants leaving it in the space between the rows.

One should walk on the straw while packing to pack it so it won't blow about and have to be raked between the rows a second time.

About the first of June we like to cultivate the strawberry beds that are going to bear, as it helps to hold the moisture in case of a dry spell. To do this, we start on one side of the patch, move the straw from one space between the rows and cultivate up and back in that space with a fine toothed cultivator. Next rake over the straw from the second row and cultivate, and so on across the piece. It doesn't cost so very much to treat an acre this way and we find it pays, especially in case it turns hot and dry afterward.

It also pays to go over the bed and get out any weeds and clumps of grass that have started in the berry rows. It makes picking easier and makes cleaning up easier in case the bed is to be carried over for a succeeding crop. That is one reason we like the Premier; it carries over for a second or third crop so nicely.

VEGETABLE GROWERS' PROGRAM IS PLANNED

Program plans for the twenty-second annual convention of the Vegetable Growers of America were begun at a meeting of the Milwaukee Gardeners' association in the Schroeder hotel March 5. The association is sponsoring the convention, which will be held here for the first time from August 11 to 15. More than 500 persons will be brought and the entire fifth floor of the Schroeder will be devoted to vegetable, 4-H club work and commercial exhibits.—Milwaukee Sentinel.

PRUNING APPLE TREES PAYS LARGE DIVIDENDS

Sixty Kewaunee county farmers pruned their apple orchards for the first time in 1929, and as a result realized enough additional income from their orchards to more than pay their taxes, reports the Kewaunee county agricultural committee.

Pruning shears and saws were little used in the county four years ago, orchards were often old and crowded, spraying was not generally practiced, and the farm orchard was often mainly a means of supplying shade for the poultry or hogs. Now, with the aid of four spray rings and with the help of pruning and orchard fertilization, farm orchards in this lake shore county are rapidly becoming of greater importance.

Four main points emphasized by the county committee in its orchard improvement work are: The thorough pruning of all trees so as to remove diseased, rossing, interfering, and poor fruiting branches; keeping under control fruit pests and diseases by spraying the trees from early in the spring until apple harvesting time; fertilizing the orchards, using in several cases liberal applications of nitrate fertilizers or farm manure; and the grading of the surplus to fit market ends.

FRUIT GROWERS IN FIVE COUNTIES ORGANIZE

A delegation of seven members of the Racine County Fruit Growers' association met at Wauwatosa Tuesday afternoon with orchardists from Ozaukee, Washington, Waukesha and Milwaukee counties. There was an attendance of 60 growers in the dairy building of the Milwaukee county agricultural college to formulate a uniform plan of marketing. Discussion brought out the facts that only 20 per cent of the apples sold in Racine and Milwaukee come from the local territory, while 40 per cent comes from the west.

County agents of the five counties represented and other speakers recommended standardization of apples; that they be sold by weight and not by measure; that they be graded before placing in packs or packages, that quality and variety be guaranteed, with uniform packages, absolutely true to name, and that cooking apples be sold as such and not as eating apples.

In connection with this a committee was appointed to confer with the state fair board and protest the selling of unripe apples as eating apples, as has been the custom in the past.

A warning was also given to growers not to plant many varieties, as there are many worthless ones.

A plan was proposed whereby the Gardeners' association would be authorized to market apples for the orchardists.

Another meeting will be held April 4 at 1:30 p. m. at the county administration building, but the county agents and five delegates from each of the five counties. Milwaukee and Waukesha counties have not organized as yet, while Ozaukee, Washington and Racine counties have their officers.

Racine county has eleven spray rings and expects to launch another this week. More than 100 members are enrolled in the Racine county organization, according to Lyman Skewes, secretary, who states that several tons of spray material and fertilizers are being purchased in wholesale lots and that he has figures on wholesale lots of two-year-old apple trees to those who plan to plant large orchards. —From the Racine Times—Call.

Can you keep a secret?"

"I sure can."

"Well, I'm in need of five bucks."

"Be at rest; it is as if I'd heard nothing."

JEFFERSON COUNTY FRUIT GROWERS HAVE SUCCESS CONTROLLING MICE

WM. R. LEONARD
President County Association

DURING the past winter several of our fruit growers tried tramping the snow around fruit trees after each snow storm to keep the mice from gridling them. Where this was done not a single tree was hurt this winter. One of our worst troubles with young trees is from rabbits. So far we have not found a good prevention for them excepting to get rid of the rabbits.

This past season our association purchased 3 tons of ammonium sulphate for use in their orchards and a large amount of spray materials.

The Jefferson County Fruit Association was organized four years ago this spring for the purpose of cooperating in buying spray materials, fertilizers, and pruning tools.

We have held an educational meeting each winter and also a business meeting. The Association now has a membership of 120. At our meeting on February 25th, 1930, the subject for discussion was the Use of Fertilizer in the Orchard.

An important thing for any county association is that the officers and growers must have a keen interest in the membership and their needs.

FIEBING SEEDLING PLUM PRIZE AWARDED CHARLES HARALSON

IN 1918, J. H. Fiebing of Milwaukee, Wisconsin, sent the society $100 to be awarded to someone for a new plum. Last August, Mr. Haralson entered a seedling plum and a special committee sampled the fruit and inspected the tree. A favorable report was presented to the Executive Board, February 19, 1930, and the award voted.—From Minn. Horticulturist.

WISCONSIN FARM ORCHARD SPRAY CHARTS

WE HAVE just had printed a new edition of the spray charts which have been so popular during the past few years. The chart consists of colored illustrations of fruit buds and flowers showing the exact stages at which spray applications should be made. Opposite each picture are printed instructions for making the applications to the various fruits found in our orchards.

We will be glad to send a copy of this spray chart to any member free of charge. Just send a postcard or letter and the chart will be sent by return mail.

The recommendations on this spray chart have been revised this year in cooperation with the State Entomologist, the Department of Plant Pathology, Entomology and Horticultural Departments of the College of Agriculture. It therefore contains the latest and most approved spraying recommendations.

TREES WELL FED WITH NITROGEN HOLD FRUIT

EXPLANATION of why fruit trees respond to quick-acting nitrogen has been given by two horticulturists at the Cornell Agricultural Experiment Station in a recently published bulletin entitled "Pollination and Other Factors Affecting the Set of Fruit".

Unless the trees are supplied with an abundance of nitrogen, so many flowers and young fruits may drop from the trees that it is no longer possible to produce a large yield, the authors, Profs. L. H. MacDaniels and A. J. Heinicke, point out.

The flower and young fruits are doomed to drop unless they can make active growth during the early stages of their development. However, in early spring they must compete for water and nutrient materials, not only among themselves but also with vigorous shoot growth and rapidly expanding leaves. If the tree had been supplied with an abundance of nitrogen, the young fruits would be in a better position to get their share of the needed water and growth-producing substances in the soil. They are also aided by the sapwood laid down under the influence of a good nitrate supply, for, according to the horticulturists, it is very efficient in conducting water and it seems to favor rapid movement of nutrient material from roots to leaves.

The presence of nitrates in the soil stimulates a fibrous root growth which is thought to be more efficient in conducting the water and nutrients from the soil. This is indicated by the fact that during dry seasons, trees well supplied with nitrogen will remain in thrifty condition even though the moisture in the soil has been reduced below that found under trees receiving little or no nitrates.

Nitrogen is particularly needed by trees in sod orchards, because the grass also feeds on the soil nitrates. In demonstration orchards the New York horticulturists found that apple trees in sod which received early applications of nitrate produced an average yield of 11 bushels, as against 3 bushels from untreated trees.

In fertilizing, the Nitrate should be applied in the early spring before the flowers open. The rate of application depends on the age and condition of the tree. A safe rule to follow is to supply in sod orchards ¼ pound of Nitrate for each year of the age of the tree until the trees are 30 years of age, after which they may be fed 8 to 12 pounds each. In the case of cultivated orchards, most orchardists use half these quantities.

A Plan For the Garden

ARCHIE HILL
Milwaukee

The plan illustrated here is one with which Mr. Hill won first prize in a competition for small garden designs conducted by the New York botanical garden. It was originally drawn for a garden 40 feet wide by 52 feet deep, but may be used just as effectively for a plot smaller than these proportions.

MM. HILL'S winning plan includes arbor, pool, bird bath, seat and martin house. Below the plan the arbor may be seen in detail. The house for these tiny inhabitants of the garden is on a pole rising from a clump of shrubs and flowers. The entire center is lawn.

1. Hedge, privet or Japanese barberry
2. Arbor vitae or red cedar
3. Silver birch
4. Mountain ash
5. Lonicera tartarica
6. Lilac
7. Hydrangea arborescens
8. Hydrangea paniculata
9. Viburnum oplus
10. Elder
11. Spiraea "Van Houttel"
12. Ferns and narcissus poeticus
13. Foxgloves
14. Aquilegia, long spurred
15. Snowberry
16. Funkia
17. Dicentra eximia
18. Yucca filamentosa
19. Iberis sempervirens
20. Aubrietia deltoidea
21. Arabis alpina
22. Grape hyacinth
23. Viola odorata
24. Viola pedata
25. Primula polyantha
26. Iris pumila
27. Cerastium tomentosum
28. Campanula carpatica
29. Alyssum saxatile citrinum
30. Sedum spectabile
31. Phlox subulata
32. Dicentra cucullaria
33. Forget-me-not
34. Sedum album
35. Sedum acre
36. Diathus deltoides
37. Lysimachia mummularia
38. Opuntia Rafinesquii
39. Scilla sibrica
40. Crocus, yellow
41. Nymphaea marliacea alba
42. Nymphaea marliacea chromatella
43. Nymphaea marliacea rubra
44. Delphinium, dark blue
45. Delphinium, light blue
46. Lilium candidum
47. Lilium tigrinum
48. Hybrid phlox, various
49. Iris germanica, various
50. Aster Novae-Angliae, hybrids
51. Pyrethrum ulignosum
52. Rudbeckia, "Golden Glow"
53. Bleeding heart, dicentra spectabillis
54. Liatris pycnostachya
55. Oriental poppy
56. Lupinus polyphyllus
57. Lupinus polyphylius roseus
58. Helianthus rigidus
59. Boltonia asteroides
60. Bocconia cordata
61. Physostegia virginica
62. Monarda didyma
63. Aconitum Napellus
64. Veronica subsessilis
65. Peony, "Festiva Maxima"
66. Peony, "Jules Elie"
67. Tulips (annuals later)
68. Pansies (various)
69. Phlox divaricata
70. Oenothera Youngii
71. Dianthus plumarius
72. Papaver nudicaule
73. Alyssum saxatile
74. Rose, "Dr. W. Van Fleet"
75. Rose, "American Pillar"
76. Hemerocallis fulva
77. Bellis perennis
78. Platycodon "Chinese bell flower"
420. Baptisia australis
430. Althea rosea—From Milwaukee Journal.

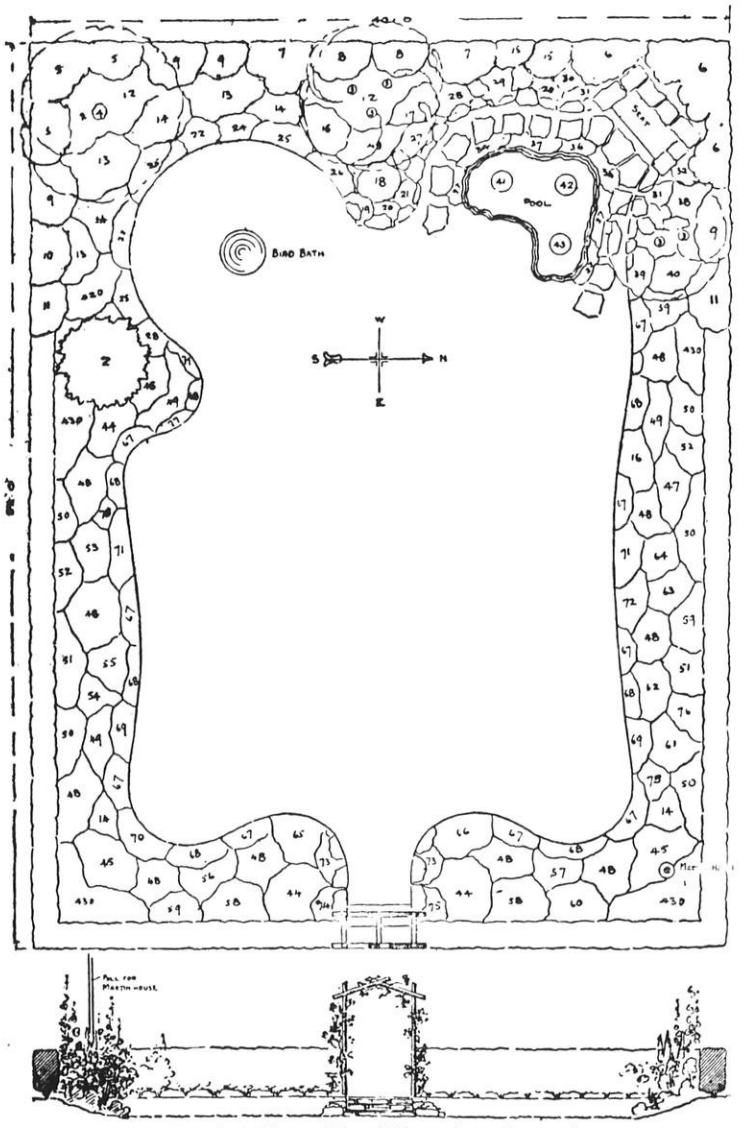

Reprint From The Milwaukee Journal

FREE BULLETINS FOR FRUIT GROWERS

BELOW is given a list of the available bulletins and leaflets prepared by the United States Department of Agriculture which will be sent free on request. Make your request to your Senator or Representative in Congress or direct to the Office of Information, Department of Agriculture, Washington, D. C. The following list will be of interest to fruit growers. Another list of interest to flower growers and gardeners is given on another page.

No.
181 Pruning.
471 Grape propagation, pruning, and training.
482 Pear and how to grow it.
613 Glodenseal under cultivation.
650 San Jose scale.
702 Rabbits in relation to trees and crops.
723 Oyster shell and scurfy scales.
776 Cherries east of Rocky Mountains.
887 Raspberry culture.
901 Everbearing strawberries.
938 Apple bitter-rot.
994 Commercial Bordeaux mixtures.
998 Culture of logan blackberry.
1027 Strawberry culture, West.
1043 Strawberry varieties.
1120 Apple Powdery mildew.
1160 Diseases of apples in storage.
1184 Ginseng culture.
1264 Manufacture of unfermented apple juice.
1270 Imported apple insects.
1284 Apple-orchard renovation.
1369 Bridge grafting.
1380 Apple scald.
1398 Currants and gooseberries.
1399 Blackberry growing.
1400 Establishing cranberry fields.
1401 Managing cranberry fields.
1402 Cranberry harvesting.
1403 Dewberry growing.
1457 Packing apples in boxes.
1458 Strawberry diseases.
1468 Muskmelons.
1478 Apple scab.
1488 Diseases of raspberries and black berries.
1594 Preparation of bunched vegetables for market.

Male asparagus plants were found to be much more productive than female plants, at the California Experiment Station in a recent test. The male plants outyielded the female plants by more than 56% in the second cutting season.

Spring Work in the Orchard

R. H. ROBERTS

FERTILIZER should be applied some two or three weeks before the trees blossom. The actual date will thus depend upon the location of the orchard. In general, little response is secured from other fertilizers than nitrogen in the apple orchard so the usual practice is to apply nitrate of soda or sulphate of ammonia at the rate of about a pound for every three to five years of age. The usual recommendation is to spread the fertilizer a little beyond the ends of the branches and up to within three or four of the trunk of the tree. Many times it would seem to broadcast the fertilizer for the benefit of the cover crop. There is at present no definite information as to whether the tree is best served by the fertilizer being concentrated close to the trunk or spread evenly over the soil.

In case of mice or rabbit injury, bridge grafting can be done before the rush of the spray season. It seems the most successful grafting often results from cutting fresh scion wood from the trees to be grafted instead of using the wood that has been in storage.

While spraying is entirely out of my realm, I do want to emphasize the observation of the past few seasons that scab control seems to be in many cases entirely dependent upon very early spraying to prevent sepal infection and thus avoid the later infection of the fruit from the disease on the apple itself.

While there are relatively few instances in Wisconsin, in case of a block of apples wider than five to six rows from another variety, plans should be made to provide for cross pollination. Pails or other containers holding water should be spaced every four or five trees about the block to be pollinated, and branches of blossoms from another variety put in these pails each day during the blossoming period. In case the grower has bees of his own, it seems as effective to have a hive of bees in the areas needing pollination and place a tub of blossoms of another variety close to the bee hive.

In case planting is to be done that should, of course, be practically as early as frost is out of the ground. The earlier the trees are planted, the better chance they seem to have of becoming established so that growth can be made when the weather warms up.

N. DAKOTA NOTES

F. C. Bradford, of the Michigan Experiment Station, reports that plants grafted to each other which are not closely enough related, even though they grow together when young, will separate each fall at the growing line, or cambium layer; hence there must be a natural regrafting in the spring. As the trees get older and their vigor is lessened, the ability to reunite becomes less. Finally the two areas fail to grow together in the spring and the tree dies.

One inquirer asks how to make evergreen trees open up and not keep so bushy. The bushyness of an evergreen is closely associated with its rate of growth. A tree which is growing slowly is much more dense, as in the case of a plant grown in grass. We would not recommend taking out any of the branches but rather the use of water, manure and plenty of shallow cultivation to stimulate growth.

A little robin flew on high,
Upon our roof she flittered,
And as she laid a tiny egg,
"This one's on the house,"
she twittered.

Some Childhood Recollections

FRED SACIA
Galesville

LAST summer I attended the annual picnic of a Horticultural Society affiliated with the State Society. One of the many pleasant things noticeable was the large number of children present. It is in behalf of them and the children of other members that I am writing this letter.

My own earliest and fondest memories are of quiet and secluded places. I was the first child of a young and vigorous mother. Until the others of the family began to arrive, my mother and I roamed the forests from early spring until late summer.

Our little home was quite isolated, with the river on one side, the low bluffs where we went for berries, to the back of us, and the creek on the other side and close by. On warm, sunny days early in the spring we would slowly wend our way to Black River to fish. Time meant nothing to us. Old Jack (the dog) and I always loitered in the rear. When Jack dug for gophers I looked on with great glee. Reaching the river we sought places previously located by our Norwegian neighbors, all great fishermen.

With everything settled and ready, the occasion called for quiet and great concentration and patience. The mind of the one doing the fishing must not be diverted in any way, for the lowly "sucker" makes his presence known by gentle nibbles. The floating corks would command my attention for only a short time before I became drowsy. The Partridge drummed in the nearby albus. There were the hollow echoes of the wood pecker as he worked and the "sow" of the wind in the pines at our back.

Followed the wild strawberry season. Our favorite patch was in an abandoned clearing. In a sandy corner of the patch was a night hawk's nest. The antics of the bird as we came up on her caused me great wonder. One of my greatest delights at this time was following paths through the rye. It is pleasant to remember that there was most always a well worn path from our neighbor's home to another.

There were two different paths that led to the black berry patches in the hills. One of these patches in the hills. One of these through a grove of giant white oaks. I have been entranced as I passed through this grove in midsummer—the sound of the locusts and everything.

A winding path lined with brakes brought us to our wee spring. Overhanging this was a giant bur oak with low and spreading limbs. Close by was a scrubby little one where I could place the water pail bottom side up and clumb into its lower branches.

I could go on and on, the half has not been told. I would like to tell of my first remembered trips abroad—over the Indian Trail to Ox Bow. Of the pleasure of playing around the small abandoned saw mill and broken dam on this stream.

Many of the glories of this region have departed and yet many remain. At Roaring Creek, on the Melrose, Black River Falls road is a perfect children's playground. There is a canyon, wading creek, a succession of noisy falls. Pines, paths and Black River all within a few rods. This beautiful place is accessable but hard to find. The same can be said of many little beauty spots in the section and in other parts of Wisconsin. Parents would seek these places with their children if there were suitable reminders and directions to find the way.

May I suggest that it come within the province of the affiliated societies of the Wisconsin Horticultural Society, if they are seeking activities, to locate and mark children's playgrounds.

NEW VEGETABLE VARIETIES TRIED OUT

EVERY year the College of Agriculture is in receipt of hundred of requests for information regarding new varieties of vegetables adapted to our Wisconsin conditions. To answer these inquiries J. G. Moore and E. F. Burk of the Wisconsin College of Agriculture during the past two years have carried on extensive field tests with scores of varieties of our common vegetable crops. Based on their preliminary findings they have made the following recommendations:

Peppers
Harris Early, California Wonder and Sunnybrook.

Tomatoes
Bonny Best, Marglove and Red River.

Sweet Corn
Golden Gem B, a new variety produced by Prof. Yeager of the North Dakota Experiment Station, offers good promise.

Spinach
Noble Big Crop or Livingston.

Beets
Much variation in the degree of color was found in all the varieties tested. Efforts are now being made to breed a variety which will uniformly possess the desired dark red color.

Lettuce
Extensive trials were made with lettuce, and over 40 varieties were carefully compared. Golden Queen, Mignonette, May King, Allheart and Crisp as Ice gave the best results of the butter head varieties, with Allheart leading the list. New York or Wonderful proved the best of the crisp or cabbage-head varieties that were tested, but none of the varieties of this type were as sure to form heads under southern Wisconsin conditions as the butter head varieties.

INTERESTING NORTH DAKOTA NOTES

A. F. YEAGER
Secretary

EARLY SWEET CORN
A NEW RED GLAD
FIRE BLIGHT
WHY PEONIES DON'T BLOOM
PRUNING APPLE TREES
FLOWER ARRANGEMENT
BUSHY EVERGREENS

Golden Gem sweet corn is the latest from the Horticultural Department of N. D. A. C. Records this year from many places have shown it to be from one to three weeks earlier than Sunshine, with ears very much like Golden Bantam and produced in great abundance; the quality is equal to Golden Bantam. I have a telegram on my desk from a seed company which offers $1.50 a pound for fifty pounds of seed which we cannot supply.

My father, who lives in central Kansas, suggests that tanglefoot, painted around tree trunks to prevent worm damage to foliage, will also prevent cat damage to birds.

If you want a red Glad which is something extraordinary, I suggest you get a bulb or two of Pfitzer's Triumph. This is the most showy thing we saw last year and its price is not exorbitant to any one who is a glad lover.

When you start plants this spring, try to get fresh dirt for the seedlings. If you cannot get fresh dirt then bake the old soil in the oven so as to kill disease before planting.

A vine we intend trying this year is the Heavenly Blue Morning Glory. This has been highly praised from two different sources, one Canadian and one Government official from Washington who recently visited us. Maybe you would like to try them too.

Strawberry runners, according to M. B. Davis, of Ottawa, Canada, must be three weeks old before they form their blossom buds. This means that runners which set too late in the fall will not develop blossom buds before winter, with the result that there is no bloom the following spring. This emphasizes the necessity for getting strawberry plants to produce their runners early. Early formed runner plants are the ones to produce big crops the next season.

P. W. Miller, in the Journal of Agricultural Research, states that fire blight bacteria live over winter in the apparently healthy tissues near the edge of the old cankers and not in apparently diseased spots. This means that in cutting out cankers one must cut back at least one inch from the apparently diseased places. He also reports that the first blight infections in the spring are spread from the old cankers by rains washing the bacteria onto growing points, not by insects. After the fire blight gets into the blossoms, insects do spread it to others, from which points rain again distributes it through the tree.

We are often asked the question why peonies which appear to be healthy and have a large number of stems produce small buds which turn black and fail to develop into flowers. One of the most common causes for this condition is too deep planting. Newly set peonies which have not thoroly established themselves often do this. A lack of fertilizer in the soil may produce the same results.

The New York Experiment Station has found that seedlings with branching roots are better for grafting purposes than those with straight roots.

The American Peony Society has a standing offer of $1,000 cash for the development of a full yellow double peony. Purchasers are often disappointed in buying from some salesman a variety of peony which is claimed to be yellow.

We are asked whether it is possible to start a new Spirea bush by breaking up an old one. While nurserymen do not use that method, it is probably the safest way for the average home owner to start new bushes. An old bush which has been dug up may be cut into a number of rooted sections which, if heavily cut back, will make good new bushes within a year or two.

The mention of sunscald brings to mind once more the danger of pruning trees without a knowledge of what one is doing. We are more and more convinced that the average home owner had best leave his fruit trees unpruned. The trimming of trees up from the bottom, which is likely to be done by anyone not well informed on the subject of fruit growing, will reduce the yield of fruit and endanger the life of the trees.

"Science" reports that maple which looks like mahogany and birch the color of black walnut may become factors in the cabinet wood trade. Such wood is produced by boring holes into the base of the tree trunk, through which dilute dyes are introduced into the sap. The color rises to the topmost branches of the tree within a few days.

A distracted wife writes to the Gladiolus Review asking how to cure her husband of going out in his pajamas each morning to view the new Glads which have just bloomed. The editor suggests buying him night shirts for Christmas and hiding his pajamas.

EDITORIALS



Arbor Day

MAY 2nd will be Arbor Day. A proclamation has been issued by Governor Kohler designating May 2nd as Arbor and Bird Day for Wisconsin.

"It has for many years been the practice in Wisconsin to designate a day for teaching children to appreciate the beauty and importance of trees and birds" the document reads. "Reforestation of certain areas and the culture of trees in all parts of the state are more essential today than at any earlier time."

The Governor urges that the day be observed actively in schools throughout the state by planting trees in the encouragement of bird life and through appropriate instruction in nature study and in the various phases of practical conservation.

Home and Highway Beautification Means Better Business

PROF. K. L. HATCH, director of Agricultural Extension work of the College of Agriculture makes a very significant statement relative to the value of creating more attractive home grounds and highways. He writes in part as follows:

"Attractive home grounds along the highways add to the pleasure of the tourists and increase interest in Wisconsin—an unusually beautiful and interesting state. This natural beauty can be greatly enhanced by the deft touches of the artistic hand of man. The improvement of farm home grounds is already under way in Wisconsin."

"Roadsides littered with small signs, or obstructed by large billboards that shut off the view and mar the landscape do not build tourist business. Neither do roadsides strewn with tin cans and wrecked automobiles attract business to nearby towns or the state.

"Highways with banks of flowers along the roadside, with a lotus pond *here* and an iris bed *there* near the right of way, build business. Highways whose raw and bleeding cuts are covered with clinging bandages of honeysuckle vine or trailing plants of other kinds please the eye and in pleasing it *build business.*"

A Notable Conference

A REGIONAL and Rural Planning conference was held at Madison on March 27–28, sponsored by the Friends of Our Native Landscape in cooperation with several other organizations working along this line.

The purpose of the conference was to coordinate the work of all organizations in the state whose functions have a bearing on the present and future beautification of our state.

It is very encouraging to find such organizations as the State Highway Commission, the Conservation Commission, Department of Economics, Boys and Girls Club Department, Federation of Women's Clubs, the University and State Departments of Agriculture, and others, meeting to discuss ways and means for improving Wisconsin.

There is no better way to learn to appreciate the view-point of various agencies whose work may at times seem to be at cross purposes, than to consider them open mindedly in a meeting such as this.

Out of the conference should come a better understanding of the problems to be overcome, and a united effort working toward their accomplishment.

Greater Interest in Horticulture

"HORTICULTURE needs a revival in Wisconsin" is the theme of an editorial in the March 8th issue of the Wisconsin Agriculturist and Farmer. The editor continues "The State Horticultural Society is doing excellent work to stimulate things in this way."

The rapidity with which garden clubs are being organized, large crowds attending meetings at which gardening, home beautification, and other lines of Horticulture are discussed is a sure indication of a revival of interest in Horticulture. "Man cannot live by bread alone" and Wisconsin folks are realizing that beauty in their surroundings is an essential part of their life.

Yard and Garden Contests

HAVE a Yard and Garden contest in your city or in your county this coming season.

Such a contest will make the homes of your fellow citizens more attractive, useful, and beautiful. If conducted in the country, it will make the farmsteads of your county much better looking. Country places will be more livable as they are improved and beautified.

Garden clubs, or any other horticultural organizations will find this an interesting and practical project.

The Yard and Garden Contest Association of America, 111 East 3rd Street, Davenport, Iowa, is in position to give any organization help in promoting such a contest. The American Farm Bureau Federation, 58 East Washington Street, Chicago, Illinois, is offering help to farmers for a contest to be conducted in the country.

Circulars giving full information on the method of procedure in conducting a contest will be sent free to any organization on request. In addition, on the payment of a small fee, window display cards, press stories and illustrations, newspaper cartoons, detailed directions, sets of rules, entry blanks, score card, judges instruction books and award of merit certificates will be furnished by the contest association.

Take it up at the next meeting of your organization.

There is a National Contest this year in which the first prize winners in all local contests are eligible. Valuable premiums will be awarded to national winners.

Iowa Garden Clubs Request Affiliation With State Horticultural Society

THE federated garden clubs of Iowa have recently asked for affiliation with the Iowa State Horticultural Society writes R. S. Herrick, secretary, in a recent letter.

"I am quite sure that this request will be granted at the next convention," writes Mr. Herrick. "When this is done, we then can say that the State Horticultural Society with its affiliated societies have around 5,000 members. We will then be in much better position to make a showing as a horticultural unit when it comes to legislative matters or for any other purpose."

Mr. Herrick says further, "In most states I feel that it is absolutely necessary for all lines of horticulture to cooperate with each other very closely in order to secure the best results. It is very seldom that one branch of horticulture can secure much help alone, but by having all lines working together it makes a much better showing."

News Items

MR. AND MRS. JAMES LIVINGSTONE of Brown Deer are spending their second honeymoon in Scotland. They sailed on February 4 and will stay for a period of two months. The couple came to the United States in 1895 from Scotland on their wedding trip and decided to stay. Mr. Livingston is superintendent of the Holton and Hunkel nurseries and a member of the Executive Committee of this Society.

The Wisconsin Gladiolus Society met during March and decided to hold a State Gladiolus Show in Madison, August 15–17.

In a recent letter from Mr. J. E. Leverich of Sparta, former president of the society, he makes the statement "Naturally my chief occupation is growing strawberries for that is where I make the money to run my dairy."

Mr. W. A. Sisson of Rosendale is the editor of the Department entitled "The Home Garden" in the Fond du Lac Commonwealth Reporter. Through this department he has succeeded in getting some very good results in interesting readers in more and better gardening.

Horticulture at State Fair

THE money appropriated by the last Legislature for an addition to the Horticulture Building at the State Fair has been released by the Governor. On March 25th Secretary Ammon, Commissioners Hill and Renk, Superintendent Chambers, and Assistant Superintendent Rahmlow met with a member of the State Architect's office at the Fair grounds to discuss the details. The building will be somewhat remodeled and exhibits rearranged. The new addition will be approximately 65 feet long, added to the rear of the building. The Milwaukee Florists' Club has been especially active in working with the Fair management to improve the quality of the exhibits, and the general appearance of the building.

Chambers Elected President of Plant Board

MR. E. L. CHAMBERS, State Entomologist, was elected president of the Central Plant Board at an annual conference held recently at LaFayette, Indiana. The Board, which includes thirteen Central States is one of the four regional boards of the National Plant Board which is composed of the Plant Quarantine and Nursery Inspection officials of these states.

The principal questions coming before the Central Plant Board at its recent meeting included the revision of alfalfa weavel quarantine regulations and action to be taken against the Oriental Fruit Moth and a new serious infectious Yellows of roses.

About the Home and Garden

MRS. C. E. STRONG, Editor, 897-80th Ave., West Allis

TO A PINE TREE

Oh, pine tree standing on a hill
So very tall, so very still—
I often watch you from afar
Whispering to the evening star.

Do you know where they keep the spring,
Or where they weave the pale moon's ring,
Where do they make the soft white snow,
And where do the veils of sea fog go?

Who teaches baby ducks to swim,
How does the new moon keep so slim,
Who paints butterflies' wings so bright,
And who lights fireflies up at night?

What makes babies smile in sleep,
Must willows always grieve and weep,
Why do rivers hurry so,
And where does the wind come from, and blow?

Tell me pine tree, where songs go,
With your ear to heaven you must know,
Tell me, I'll stay here if you will—
So very quiet, so very still.

—C. BASIL CLUNK.

HOW TO PLANT LILIES

Speaking of Lilies, if you have not been quite successful with them, try planting them on thumb pots filled with sand and turned upside down. Put a layer of sphagnum moss on top of the pot, dust the lily bulb with sulphur and surround with sand. Fill up the hole (which has been prepared as described previously) with leaf mold. The Candidum or Maddonna lily will grow and increase rapidly planted in this way.

Lilies prolong the bloom in the garden and I am adding them as my purse will permit. If care is taken to give them proper drainage and protection from both the heat of summer and the cold of winter, many of the finest varieties may be grown. With lilies the proper preparation of the soil in the beginning is very necessary as they do not like to be disturbed.



I have given only a few of the many good perennials, and nearly forgot one that I think should be given a place of honor in every garden—Clematis Recta—a most beautiful specimen plant, growing from 3 to 4 feet high and after a few years it will be nearly as broad, covered in June with creamy white blossoms. Try it.

Even with the few plants I have mentioned there will be some bloom in a border from spring until fall.

PROPAGATION OF LILIES

Dear Mrs. Strong.—Your remarks about Lilies in a recent article, suggested the idea that many of our amateur gardeners would be interested in trying out the various methods used for the propagation of lilies.

Late last fall a friend gave me six Candidum lilies or bulbs. The outside scales were quite brown but I removed eighteen, placed them between layers of sphagman moss in a jar, set the jar in a basement window, keeping the moss moist during the winter. I find I have thirteen bulblets over one half inch in diameter—with roots from one to two inches long, also a number of smaller bulblets; on several scales there are two. The Auratum, Testacum, Chalcedonium. Martagon are varieties that may be increased by scales.

Propagation by bulblets. Several lilies produce bulblets, some more freely than others. These will be found along the stems just below the surface of the ground. They should be planted in loose sandy loam from two to three inches deep. Speciosum, Henryii and Regale are typical examples.

Propagation by offsets. Most lilies produce offsets. They are to be found clustered around the mother bulb, and should be removed and planted on removal. The larger ones should bloom the following season. The stem rooting varieties will need more soil over them than the base rooting varieties.

Propagation by bulbils. Such varieties as Tigrinum, Sargentae, Bulbiflorum, produce bulbils abundantly along the stems from the ground up, in the axils of the leaves. These should be picked off by hand and planted in light soil, if properly cared for should bloom in two years time.

Propagation by stems. When the lilies are through blooming, carefully pull up the stems from the bulbs. Lay them down on light sandy loam cover them lightly with loam and moss. Keep them warm, moist and slightly shaded. Bulbils will form in the axils of the leaves. These should be removed carefully with a part of the stem

attached and planted in flats. The Chalcedonicum, Testacum, Croceum, Umbelatum and others may be increased by this method.

MARGARET C. PETERSON,
Waukesha, Wis.

Thank you Mrs. Peterson for the interesting information, I am sure every amateur gardener will try out these methods of increasing their stock of lilies. Come again soon, we are sure there are many more things you can tell us that will be both interesting and helpful.

AMONG OUR CRANBERRY GROWERS

CLAIRE S. SMITH
Secretary

SINCE early December and up to about a month ago growers have been busy hauling sand on the bogs, some in preparation of new fields to be planted in May or early June, others for drainage, and last but not least, for temperature. Two unusual freezes last year proved that a sanded bog remains at least ten degrees warmer than one not sanded.

However, many of us have taken time for a vacation jaunt to sunnier climes. Our state field man, Mr. Rogers and his wife, who spend the winters at their home at Orlando, Florida, are expected to return to Wisconsin Rapids the first of May. Mr. and Mrs. H. Kruger and daughter of Cranmoor have returned from a four months' stay in Oklahoma. S. N. Whittlesey of Cranmoor visited friends in New York City the early part of the year, later going to St. Petersburg, Florida to spend some time with his granddaughter, Miss Virginia Whittlesey who is enrolled in one of the aviation schools.

Miss Lucetta Case and mother of Warrens are touring the Southwest and while at New Braun Falls met Mr. and Mrs. Herman Gebhardt of Black River Falls who are also out for a breath of southern air. Mr. and Mrs. Geo. Bennett of Warrens and Mr. and Mrs. Andrew Bissig of Chicago are "doing" Florida, the latter expecting to visit Cuba before returning. Gerald Potter of Warrens left for Fife Lake, Michigan where he will manage the Walton Cranberry Bog. Mr. and Mrs. C. L. Lewis of Beaver Brook have returned from a tour of Texas and the Rio Grande Valley.

A bulletin of December 1929, No. 491, on "Cranberry False Blossom' and the bluntnosed leaf hopper by C. S. Beckwith and S. B. Hutton, can be obtained by writing to the New Jersey Agricultural Experiment Station, New Brunswick, New Jersey.

NEW BOOKS AND BULLETINS

Raspberry Bulletin

Several bulletins have reached this office from the Canadian Department of Agriculture. One is a very complete and instructive bulletin entitled "The Raspberry and its Cultivation in Canada" by M. B. Davis. It contains sections on insects and diseases affecting the raspberries and some fine water color drawings of raspberry varieties. This bulletin takes up quite thoroughly such topics as preparation of the land, planting, cultivating, fertilizers and harvesting.

Household Insects and Their Control

This is the title of another bulletin just received from the Canadian Department of Agriculture. It contains 84 pages devoted to almost all the known insects and their control. It also contains a chapter on mice. Almost every insect is illustrated with very clear cuts.

GLADIOLUS BULBS

Large mixed bulbs $2 per 100. Medium $1.00 per 100. Small 50c per 100. See ad in March issue for planting stock. Write for folder listing named varieties.

THERON M. MOSER
Richland Center, Wis.

GLADIOLUS BULBS

Per 100	No. 1	No. 2	No. 3	No. 4	No. 5	No. 6
Alice Tiplady	....	....	....	$1.50	$1.00	$.50
Helen Franklin	....	....	$1.75	1.25	.75	.25
Mixed	$2.00	$1.00	.75	.50	....	....

Write for folder listing 20 named varieties.
THERON M. MOSER, Richland Center, Wis.

HUNTINGTON'S DEPENDABLE SEEDS

The most complete catalogue of alpine and rare perennial seeds issued in the United States.

Our novelties for 1930 include—Arabis alpina rosea, Primula florindae, Meconopsis baileyii, Campanula garganica, Viola Apricot Gem, Dryas octopetala, Trollius Golden Queen—and 2,000 other fine varieties.

The catalogue also presents

Hardy Herbaceous Plants — **Selected Rock Plants**
Roses — **Ornamental Shrubs**
Choice Annual Seeds — **Novelty Bulbs**

Ralph E. Huntington Nursery
Painesville, Ohio

STATE GARDEN CLUB FEDERATION NEWS

Federation Aims: To stimulate and help garden clubs throughout the state: to develop interest in and broaden the knowledge of gardening; to aid in the protection of trees, plants and birds, and promote civic beautifications.

PLANS FOR THE STATE GARDEN AND FLOWER SHOW PROGRESSING

CONSIDERABLE progress has been made during the past month in the plans for the state garden and flower show at the Milwaukee Auditorium June 19–22. About 15 of the little miniature models have been given out to clubs and committees are now working on them. Several clubs have not yet been visited but we feel sure that there will be over 20 of the miniature models made. A number of clubs have stated that they will have entries in each of the different projects at the show.

Most important of all, we have entries from a number of nurseries who will put on large exhibits—Miss Nora E. Manegold of the Cooper Peony Farms, Kenosha, has requested space for a display of peonies.

Clarence Hubbard, well known peony grower of Lake Forest, Illinois, has requested space for a large display of peonies.

Sisson's Peonies of Rosendale will make an exhibit.

We are expecting an unusual and very interesting exhibit from the Terrell's Aquatic Gardens of Oshkosh.

The Milwaukee Florists have promised their cooperation.

The White Elm Nursery of Hartland, The Swartz Nursery of Kenosha, and W. A. Toole of Baraboo have reserved space for large exhibits. At least four more Wisconsin nurseries have signified their intention of making displays and we hope in our next issue we will be able to announce that they have contracted for space. These exhibits together with the garden club projects and peony, perennial, and rose show guarantees the success of the undertaking.



We have no doubt but that in the next month or two a number of other nurseries and growers will decide to take part.

During the coming month a meeting will be held in Milwaukee to appoint committees to take charge of the details of the show.

Garden clubs will be asked to help obtain money for some of the advance expenses of the show by selling tickets. At least 4 or 5 hundred dollars will be needed before the show starts. Tickets will be sold at 35c each.

JUDGING POINTS FOR FLOWER SHOWS

IN "GARDEN GLORIES" the official organ of the Garden Club of Illinois we find the points for judging exhibits at flower shows. These points will be of interest to garden clubs as they have been very carefully prepared by committees of the Illinois Federation.

RULES

1. Select judges and respect them.
2. Allow sufficient time for judges to work with room entirely to themselves.
3. Always appoint a committee to go ahead of judges and see to it that exhibits are in their proper classes with same conforming to rules.

JUDGING POINTS

The following scales of judging points are offered with the hope that they will be helpful to Garden Clubs when making out their score cards for judges.

PERFECTION OF BLOOM

Three of a Kind to be Judged

1. Strength of stem 25%
2. Purity of color 25%
3. Size of flower 12½
4. Fullness 12½
5. Poise 10%
6. Foliage 15%

BLOOMS IN NUMBERS

State number to be judged and di qualify if number is incorrect.

1. Landscape value 10
2. Stalk—
   Poise, pleasing proportion 10
   Height, good for its variety 10

3. Flower—
   Color, clear ---------- 10%
   Form, pleasing ---------- 10%
   Size, for its variety ---------- 10%
4. Habit, firm, weather resistant ---------- 10%
5. Perfection of Arrangement ---------- 15%
6. Relation to receptacle ---------- 15%

FLOWER ARRANGEMENT

1. Individuality ---------- 20%
2. Relation of flower and container ---------- 20%
3. Measure and balance ---------- 20%
4. Color harmony ---------- 20%
5. Point of interest ---------- 20%

SHADOW BOXES

1. Balance with regard to frame and space in box ---------- 30%
2. Relation of flowers to container ---------- 20%
3. Individuality ---------- 20%
4. Color harmony ---------- 15%
5. Depth of color ---------- 15%

TABLE ARRANGEMENTS

Accepted requisite to qualify: Nothing shall interfere with the comfort or vision of those seated about the table.

1. Floral decoration ---------- 60%
   divided as follows:
   a. Proportion ---------- 15%
   b. Balance ---------- 15%
   c. Individuality ---------- 15%
   d. Relation to table accessories ---------- 15%
2. Color harmony of ensemble ---------- 20%
3. Suitability ---------- 20%

CLASSES FOR TULIP SHOW

IN C. L. Thayer's book "Spring Flowering Bulbs" he gives the following classes for a tulip show which may offer suggestions to clubs planning an early show.

Variety names should accompany exhibits whenever it is possible.

First, second, and third prize ribbons will be awarded in each class if the exhibits are deemed worthy by the judges. Awards shall not be made if not merited.

Three flowers in one vase shall be required in each entry in Classes 1 through 21.

SECTION I. DARWIN TULIPS

Class 1. White.
Class 2. Light pink.
Class 3. Deep pink or rose, and cerise.
Class 4. Red and scarlet.
Class 5. Lavender.
Class 6. Purple.
Class 7. Yellow, Very rare.
Class 8. Any other color.

SECTION II. MAY-FLOWERING OR COTTAGE TULIPS

Class 9. White.
Class 10. Picotee.
Class 11. Yellow.
Class 12. Pink, rose, and cerise.
Class 13. Red and scarlet.
Class 14. Any other color.

SECTION III. MISCELLANEOUS TYPES OF TULIPS

Class 15. Breeder Tulips.
Class 16. Rose Tulips.
Class 17. Bybloem Tulips.
Class 18. Bizarre Tulips.
Class 19. Rembrandt Tulips.
Class 20. Parrot Tulips.
Class 21. Double Late Tulips (very rare).

SECTION IV

Class 22. Collection of four varieties, three blooms of each in a vase.
Class 23. Vase of fifteen blooms of one variety.

SECTION V

In the following classes it is understood that tulips shall predominate.

Class 24. Most artistic vase or bowl arrangement of one variety; use or other flowers and foliage permitted.
Class 25. Most artistic vase or bowl arrangement of more than one variety; use of other flowers and foliage permitted.
Class 26. Most artistic basket arrangement of one variety; use of other flowers and foliage permitted.
Class 27. Most artistic basket arrangement of more than one variety; use of other flowers and foliage permitted.

ROSES IN WISCONSIN

WE HAVE a supply of a bulletin with the above title which we will be glad to send members free on request. The bulletin was published by this society in 1926. It contains some very valuable information on growing roses including an article by Prof. Alfred C. Hottes.

NEW PLANT MARKER

WE HAVE just received from the Chase Brass & Copper Co. of Waterbury, Connecticut, a plant marker which is probably the most durable and easily read marker we have seen. It consists of a glass lens much as in a telescope which enlarges the plant name written on a piece of paper just below the lens. It is mounted on an angle iron 12½ inches long. The retail price is $3 per dozen.



Plant Now!

Benefit by the full growing season! Plant now when Nature is eager to help you beautify your home grounds. Many varieties of trees, shrubs and plants thrive best if planted during the early spring. To delay longer may mean the loss of an entire year.

CONSULT US

Let us help you select exactly the right varieties and tell you how to plant and care for them.

White Elm Nursery Co.
Hartland, Wis.

News of the Garden Clubs

The Waukesha Garden Club elected the following officers for the ensuing year: Mrs. J. C. Atkin, president; Mrs. James Christiansen, vice-preident; Mrs. Albert Blasing, secretary-treasurer. The meeting was held on February 3rd. The club is planning for greater activities during 1930.

The Madison Garden Club held a supper meeting in the Horticultural Building at the University in March. The supper put on by a special committee was 35c and turned out to be very successful and a drawing card for a large attendance.

Mr. L. C. Hatch of the Gifford Company, Madison, gave an interesting talk on fertilizers for the home garden while Mrs. F. M. Long, who enjoyed success in bringing birds to her garden, told how our feathered friends may be attracted.

Mr. Chas. Ovendon of Madison gave a demonstration on growing plants indoors. He advised the shape of the boxes and type of soil to use when planting flower seeds which are started early.

The club is planning on having a 6:30 supper at all of its meetings this coming spring and summer. Beginning in May the meetings will be in the form of out-door picnics in some interesting garden. The program committee has planned a number of short timely topics for each meeting. It is felt that two or possibly three short talks are of special interest to the members unless an outside speaker is on the program.

The Racine Garden Club held an enthusiastic meeting on March 10th with the largest attendance they have had for some time there being over 100 present.

The speaker of the evening was H. J. Rahmlow, secretary of the Horticultural Society, who told of the activities of the Federation and gave the details for the next State Garden and Flower Show to be held in Milwaukee in June. Local club members are planning to participate in this show.

Mr. Rahmlow then gave an illustrated talk on rock gardens with a series of 60 colored slides which were very beautiful, and concluded the program with a set of slides on the dahlia showing how they are planted and also the different types of the dahlia.

The Wisconsin Rapids Garden Club held their first meeting of this year on March 26th.

Twenty-six members joined the club and voted to affiliate with the State Garden Club Federation. The club is planning some interesting programs and several flower shows.



PROF. AUST SPEAKS AT OSHKOSH MEETING

Miss Florence Winchester, Secretary

The March meeting of the Oshkosh Horticultural Society was held Monday evening, March 3rd at the Museum. The tables were attractively decorated in St. Patrick's Day colors with tiny candies strewn about. Mrs. Thomas Roche was the hostess for the meeting and Miss Elizabeth Reimer had charge of the supper.

After a delicious supper the meeting was called to order by the president, Mr. John Geiger and the society sang the horticultural song.

We were entertained with vocal and duet selections by the Misses Jane and Jean Humphrey. They were accompanied on the piano by Miss Marion Jones.

Then Prof. F. A. Aust, head of the landscaping department of the University of Wisconsin gave an interesting address. He showed illustrations on the modern trend of landscaping. He spoke of the tendency to have less heavy planting of shrubs around the foundation of the home and the introduction of more color by planting annuals and flowering perrennials. He stressed the fact that if we study nature and follow its forms in planting we get much more pleasing results. He also said that the modernistic note is being evidenced in garden plantings, many gardeners introducing solid colors in various triangular or rectangular beds.

There was an unusually large attendance at the meeting.

The Elkhorn Garden Club had a large attendance at their meeting the afternoon of March 10. Several members of the Beloit club were guests. The program was a talk by H. J. Rahmlow of the Horticultural Society on the State Garden Flower show and an illustrated talk on Rock Gardens.

WEST ALLIS GARDEN CLUB HAS INTERESTING PROGRAM

Miss Martha Krienitz, Secretary

The March meeting of the West Allis Garden Club was held at the Cooper home.

Mrs. Robert Stoll, president, gave a talk on the art of constructing shadow boxes and other features of decoration for flower shows.

A magazine article by C. E. Gersdorff, describing the life work of Richard Diener, Oxnard, California, gladiolus originator, was read by one of the members, disclosing surprises of new fragrant hybrids which before long will make their public appearance.

As these are strictly winterflowering they may be grown in the small conservatory or greenhouse, requiring no forcing. They might also be grow in an ordinary window garden, in a room where the temperature is held between 50 and 60 degrees fahrenheit.

Gladiolus with the fragrance of Freesies are indeed something to look forward to. Mr. Diener also has given much time and thought to Freesia improvement, producing hybrids with blooms over three inches, in many shades. Large ruffled Petunias, long stemmed dahlias, choice Delphiniums and Amaryllis are among his other productions.

The hardy flower border, an extract from Gertrude Jekyll's book: "Color in the Flower Garden", was read by Mrs. Fred Rudocker.

On April 16th the club will meet at the home of Mrs. A. C. Moon.

The Kenosha Horticultural Society met on the evening of March 11th with an attendance of over 70 members. H. J. Rahmlow, secretary of the Horticultural Society, who was the speaker of the evening explained the projects for the coming State Garden Show at the Milwaukee Auditorium in June and invited the club to take part He then showed colored slides and gave a talk on landscaping the home grounds and also on dahlias.

Mrs. Ben Robinson exhibited a beautiful blue iris christata. A very enjoyable musical program was presented by local talent and a number of new members were enrolled.

Mr. Robert Lassman, nurseryman of Racine, will be the speaker at the next meeting to be held April 15th.

MILWAUKEE SOCIETY HAS SPRING PROGRAM

Mabel Thoms, Secretary

The Milwaukee County Horticultural Society met Tuesday evening, Feb. 25, in the Public Museum.

Rock Gardens was the subject for the evening. Colored slides of several fine Rock Gardens in the Botanical Gardens of Europe were shown on the screen by our president, Huron H. Smith.

Mrs. A. W. Peters opened the program with the reading of a Nature Poem—"The River and the Tree."

Mrs. Jaeger advised us to grow more American or native plants, not only in Rock gardens but everywhere. Many of our native plants are neglected just because they are native. The Trilliums, Mertensia Virginica, Dicentra Cucullaria or Dutchman's Breeches, Jack in the Pulpit and Lady Slippers are all fine native plants for the shady rock garden.

Mrs. O. J. Reuss gave us a fine paper on "Color Harmonies in the Rock Garden." "Harmony, not contrast, agreement, not opposition, is a good rule for the gardener," she said.

In the talk on "Materials for the Rock Garden" Mrs. Malisch gave us the names of a few kinds that will bloom the first season from seed. The seeds of Alpine poppies are planted in her rock garden in February.

Mr. Archie Hill gave us a demonstration on how to start a Rock Garden. With a box of soil, he showed us how to place the rocks and plants to gain the best results.

Garden Pool Construction by Arthur Kron proved very interesting and instructive.

Mrs. R. H. Malisch, the President of the State Garden Club Federation announced the speakers for the One Day School to be held in Juneau hall at the Milwaukee Auditorium on March 6.

SUM-MER-DEL CLUB STUDIES TREES AND PLANT COMBINATIONS

Mrs. A. Henze, Secretary

The Sum-Mer Del Garden Club met February 28 at the home of Miss Amy Hahn in Delafield.

During the business meeting a resolution was read expressing the keen-felt loss of a fellow member, Mrs. Theresa Rogers, of Oconomowoc.

The study of trees was continued by Mrs. E. F. Chapman who told about the Birch family giving its habits, needs, uses, and discussing the various species.

Mrs. Henze then took up the subject of spring catalogs and how to get the most out of them. She used many of these to illustrate the classifications according to desires of hte gardeners themselves, and according to subject matter, and also for the amount of information and instruction they contained.

A most interesting feature of the program of the day was the discussion of good plant combinations, of which each member presented five. Miss Lowerre conducted this round table.

A few of the members brought exhibits of bulbs which had been forced for bloom, and other house plants.

Note: Mrs. Henze is planning a trip abroad this spring and will study Italian gardens.

THE FT. ATKINSON CLUB ENTERTAINS THE JEFFERSON CLUB

Mrs. W. R. Gates

The Ft. Atkinson Garden Club entertained the Jefferson Garden Club at the Library March 10.

Mr. H. J. Rahmlow, secretary of the Horticultural Society, gave a very interesting illustrated talk on "Landscaping the Home Grounds". Other interesting slides were also shown and needless to say were enjoyed by all present.

Light refreshments were served after which the clubs adjourned feeling that they had spent a pleasant and profitable evening and confident that they had learned a great deal about landscaping.

GARDEN CLUB ORGANIZED AT WAUPACA

Mrs. Robert L. Holly, President

Thanks to the cooperation of the State Federation, our garden club is now an accomplished fact. We used the constitution which was sent us with very few changes. We are an enthusiastic bunch and plan on doing considerable civic work when we really get started. We will sponsor several flower shows and possibly a junior garden club.

The officers elected were: President, Mrs. R. L. Holly; Vice-president, Mrs. Wm. Ware; Secretary-Treasurer, Mrs. Wm. Foucar. Our membership is limited to 20. If more desire to join we hope to organize another unit.

We are endeavoring to have only those as members who have an active interest in gardening. Our program is planned for the coming year and we feel that already we have enjoyed ourselves enough and learned enough to more than pay for our efforts in organizing.

Mistress: "Mary, your young man has such an air of braggadocio about him."

Mary: "Yis, pore lad, he wor-ruks in a livery stable."

100,000 Dahlia Divisions



In Hundreds of Varieties from the Small Pompoms to the Largest Decoratives at Greatly Reduced Prices.

Our planting last year consisted of 13 acres. The crop was exceptionally good. Our dahlia divisions are from strong healthy stock, guaranteed to grow. We carry all of the best, leading varieties.

Write for catalog and special prices.

POLTL BULB FARM

Hartford, Wis. Dept. W.

HILLCREST CLUB CONSIDERS THE LILIES

Mrs. Geo. Leverenz, Secretary

On March 3rd the Hillcrest Garden Club met at the home of Mrs. Strong. Our hostess provided the program which proved very interesting, the subject being lilies. Out of a book called "The Flower Lore Legend" she read many lovely paragraphs. She also read one verse from the Battle Hymn of the Republic. All of these were pertaining to lilies.

Mrs. Strong then showed us some outer petals of Madonna lilies on sand on which she was growing miniature bulbs. There was also a demonstration on how to plant lilies.

It was decided that our club meet twice a month until June, so that we can have more time to discuss the plans for the State Flower Show.

The Beloit Garden Club met at the home of Mrs. Y. M. Knapp in March. Miss Ann McLenegan told about the two flower shows which will be held in Chicago. Mrs. John Miller gave an interesting paper on "Cacti". She described many of the plants. Mrs. F. R. Bickell gave a report on the California Desert Garden which was transplanted and exhibited in Boston. The exhibit will be taken to England soon. A number of members of the garden club attended the meeting of the Elkhorn Garden Club and reported a very enjoyable time.

The Milwaukee Horticultural Society met on Tuesday, March 25th, in the Public Museum. President Huron Smith presided.

The society is planning on chartering a special car to attend the Chicago Garden and Flower Shows.

The program consisted of the reading of a nature poem and a talk on "Building the Out-door Living Room" by H. J. Rahmlow, secretary of the Horticultural Society. The talk was illustrated with 60 colored slides. Mr. Rahmlow also went into details relative to the plans for the State Garden and Flower Show next June.

The Milwaukee Art Institute Garden Club voted at their March meeting to join the State Garden Club Federation. Mrs. R. H. Malisch president of the Federation gave a talk on the work of the organization.

The club is planning to attend the Chicago Garden and Flower Shows in April.

Miss Gertrude Sherman invited members of the club to be her guest at her country home in Waterville in May to view her tulips, lilacs, and fruit trees. The club has invited H. J. Rahmlow, secretary of the Horticultural Society to give an illustrated talk on rock gardens at their meeting on April 25th.

The following officers were elected for the coming year:

President, Mrs. William A. Bowers.
Vice-president, Mrs. Phelps Wyman.
Treasurer, Miss Gertrude Sherman.
Secretary, Mrs. John LeFeber.
Corresponding secretary, Miss Edith Gifford.
Directors, Mmes. E. L. Smalley, Chester Thomas, William Hopkinson, W. R. Arnold.

FREE BULLETINS OF INTEREST TO GARDEN CLUB MEMBERS

THE following is a list of the available bulletins sent out by the United States Department of Agriculture free on request. Make your requests to your Senator or Representative in Congress or direct to the Office of Information, United States Department of Agriculture, Washington, D. C.

No.
157 Propagation of plants.
663 Drug plants under cultivation.
740 House ants.
750 Roses for the home.
796 Edible and poisonous mushrooms.
829 Asparagus.
912 Attracting birds, East Central States.
1044 City home garden.
1166 Poison ivy and poison sumac.
1208 Trees for town and city streets.
1209 Planting and care of street trees.
1370 Dahlias for the home.
1406 Garden irises.
1453 Growing coniferous trees.
1456 Homes for birds.
1495 Enemies of the flower garden.
1547 Rose diseases.

Rastus was devouring an apple, which he seemed to enjoy to his highest satisfaction.

Sambo: "Say dere, boy, you'd better look out for worms in dat dar apple."

Rastus: "Lissen heah, buddy, when ah eats apples de worms have to look out for themselves."

AMATEUR EXHIBITS AT THE MILWAUKEE HOME SHOW

THE Milwaukee Florists Club instituted a new idea this year when they invited the amateurs to take part in the flower exhibits at the Milwaukee Home Show. The Florists went to considerable expense in staging these exhibits and are to be commended for their spirit of cooperation.

The Florists assisted the State Horticultural Society and the garden clubs in putting on a one day school for luncheon table and shadow box arrangement at the Auditorium on March 6th. At this time entries were taken for the Home Show classes. A total of 15 shadow boxes and 6 luncheon tables were entered. Judging was done by a committee of three ladies selected by the Florists' Club. The following were the premium winners:

SHADOW BOXES

1st, Hillcrest Garden Club, Mrs. Geo. A. Leverenz, West Allis.
2nd, Mrs. A. W. Sperber, Hales Corners.
3rd, Mr. E. C. Haasch, Wauwatosa.
4th, Mrs. R. H. Malisch, Hales Corners.
5th, Mrs. A. Noerenberg, Milwaukee.
6th, Mrs. E. C. Haasch, Wauwatosa
7th, Mrs. L. Klingbeil, Milwaukee.
8th, Wm. H. Timm, Milwaukee.

LUNCHEON TABLES

1st, Mrs. E. C. Haasch, Wauwatosa.
2nd, Mrs. James Johnson, Wauwatosa.
3rd, Mrs. A. W. Krieger, Wauwatosa.
4th, Mrs. R. E. Stoll, Wauwatosa.
5th, Mrs. H. C. Hohberg, West Allis.

GRAPE GROWING IN WISCONSIN

A FEW years ago Mr. Virgil Fieldhouse presented a very interesting paper at the annual convention of this society on grape growing in Wisconsin. A reprint was made of his address and we have a number of copies on file. This circular will be sent to any of our members free on request.

THE ROSE TEST GARDEN OF THE GARDEN CLUB OF VIRGINIA

MRS. EDWARD GAY BUTLER
Boyce, Virginia

THE members of this organization wished to sponsor some work that was strictly gardening. Mrs. Joseph Walker conceived the idea of a rose test garden to be conducted by the Garden Club of Virginia within the state.

Mrs. Edward G. Butler was elected chairman of the Rose Test Committee and due to her efforts, all but two of the eighteen garden clubs forming the State Federation, appointed rosarians to conduct in as many parts of the state a test of a dozen roses, three each of four varieties.

Mrs. Butler secured as the members of her committee, Mrs. Fairfax Harrison, Mrs. Joseph Walker, and Mrs. Floyd Harris, outstanding gardeners and horticulturists and with their assistance perfected her department.

As Mr. Butler had been interested in raising roses as an amateur for a number of years it was arranged to have the Rose Test Garden at Mrs. Butler's home near Boyce, Virginia.

Mr. Butler donated the land and his services, to plant, spray, prune and superintend the garden without remuneration.

The Garden Club of Virginia pays for the roses, for fertilizer, spray material, construction of new beds, and occasional labor of a hired man for maintenance.

The rock for constructing walls and stepping stones was donated, only the cost of hauling being charged.

The garden was conveniently located for visitors and eight beds eighteen feet long and three feet six inches wide were dug out eighteen inches deep, manure, bonemeal and Canada wood ashes being incorporated with the soil throughout. The beds were arranged four across with the other four immediately behind with four foot walks and a sun dial in the center. Dwarf box edgings were later planted around the beds.

In the fall of 1928 sixteen varieties of the newest introductions were planted in four of the beds, six roses of each variety being used.

Mr. Butler moved into the other four beds other varieties that he had, they being new in the past two years, so that a fairly representative showing was made.

October 1929, six each of twelve varieties of the newest novelties were planted in newly constructed beds.

To raise the money to purchase the roses it was arranged to have each club of the Federation contribute on the basis of fifteen cents per member which in the Garden Club of Virginia produced $127. The club itself allows $50.

The dealers give us wholesale prices on the roses for our test garden and for our rosarians.

A questionaire is furnished the rosarians to be filled out and returned to the chairman in the fall showing the performance of the roses in many parts of the state.

The director reports through Garden Gossip his findings in the Test Garden.

The garden is open to visitors at all times and many came and looked over the varieties before ordering. Several garden clubs came en masse.

Exhibits were made in different points in the state of the blooms and created much interest in the newer varieties.

"Doctor, how soon do you think I shall be well enough to eat things that don't agree with me?"

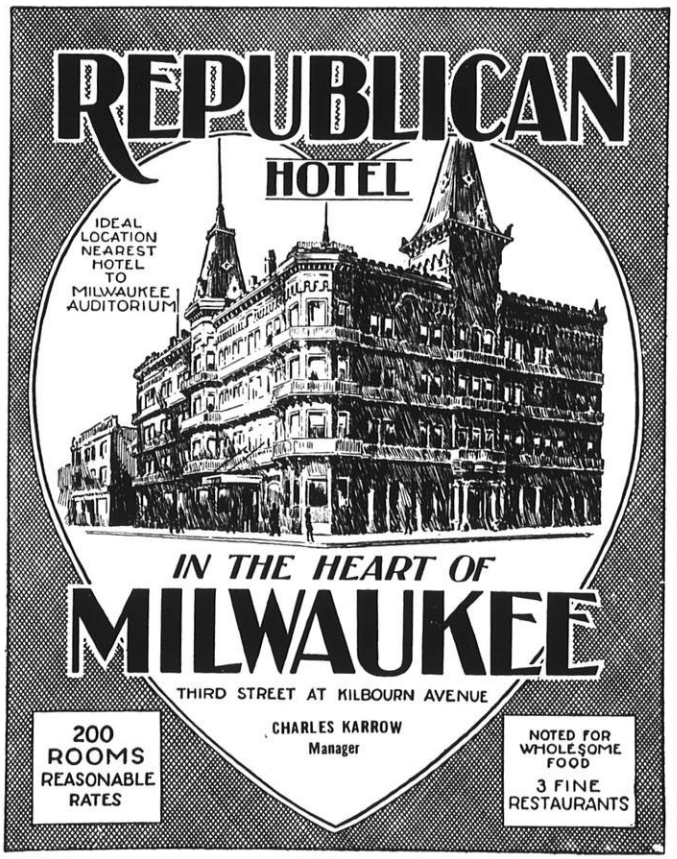

The Spring Flower Show at Milwaukee

HURON H. SMITH

THE Spring Flower Show at the Milwaukee Auditorium in conjunction with the Annual Home Show, proved conclusively the value of complete organization, experience and long preparation. The Milwaukee Florists Club can be well commended for their activity and well-thought-out design for their annual spring show.

New ideas and better stock than last year, due to longer preparation by the growers accounts for the better show. Wm. Nero and Sons, of Cedarburg, exhibited nursery stock and flowering plants around a setting produced for them by C. Bauer, of Cedarburg, rock garden specialist. The chief attraction in the rotunda entrance was a large rustic scene executed by the Aug. F. Kellner Co., with a high rocky waterfall in the center, and a spring setting of bulbs and cineraria.

The first exhibit inside the door was that of Hillman's Inc., Muskego Avenue. He banked the southeast corner of the room with a decoration of palms and Cibotium scheidi, using several of each stretching to the ceiling and edged with flowering plants. Alma Balfanz, Kinnickinnic Avenue, displayed the next booth with a set luncheon table centerpiece, table plants, flowering plants in boxes and spring bouquets.

One of the most unique exhibits was that of the club president, Chas. E. Dettmann, who worked out an idea of Lincoln's time. On a raised platform he created the interior of a home of Civil War times, with suitable rocker, table and books backed by a fireplace. Above the fireplace was a Lincoln head in intaglio, while he used his wax figure lady to wear the costume actually worn at the Inaugural ball of Lincoln. The colonial bouquets of that time and flower ornaments were displayed.

A high spot in the Froeming Bros. Modjeska Floral Shop, was the freak Calla elliottiana, with a large yellow splash upon the leaves that subtended the blossoms. No one had ever seen this before.

Miss Estelle Gumz of East Water Street, dug up some excellent furniture with objects of art as a background for her tall floral vases of ornamental iron, and table centerpieces.

Chas. Menger, Inc., of 27th Street, had a specially constructed shadow box of Gargantuan proportions made especially for the occasion and displayed some of his choicest growings therein.

The Majestic Flower Shop of Wisconsin Ave., John J. Wolf proprietor, also conceived a huge shadow box, but since he has a combined store of fine fruits and flowers, had the front row of combination fruit and flower arrangements while his floral artistry was in the second and elevated row.

Welke's House of Roses, and "The Twig", Third St. and Hotel Schroeder, was represented by a fine painting on a tapestry drop background, with ornamental iron and marble tables and some of his finest made up work in baskets and the daintier things.

Hugo Locker and Sons of Wauwatosa, grower - retailers, had a speciall made luminescent background created as a church door and in front of it had a beautiful white cross in carnations, while the edgings of the colored pebble path were effectively done in Primula malacoides, tulips and cinerarias.

The Semler–Leidiger Co., of Milwaukee St., re-created a dining room in their space, of the latest period type, and found thereby an occasion to display some excellent centerpieces, favors, room bouquets and the like. Baumgarten's, Inc., E. Wisconsin Ave., displayed considerable genius in arranging their booth like the interior of a flower store, with a front counter and made up pieces.

Rud. Preuss & Sons of Lisbon Ave., made up a typical Easter decoration, using the Easter National Card Ad for the center of their border of bulbous plants and cinerarias.

The Prestin Flower Shop of Third St., newcomers in the business had the newer ideas shown in accessories of ornamental iron, tall vases, and furniture with spring bouquets and flower arrangements. Kroseberg's Florists, 11th St., exhibited a very colorful harmony of many kinds of made-up pieces in the latest types of accessories, flanked by their special tall candlelabra.

Around the orchestra stand in the center of the room, several retailers furnished the screen with their exhibits. The Edlefsen Floral Co., State St., the oldest retailers in the city, remembered that St. Patrick's Day was upon us and furnished a luncheon table supplied in the approved fashion for the occasion.

The East Side Floral Co., Farwell Ave., occupied the space next to them with a regulation dining service displaying floral arrangements, and also some tall floor vases with floral pieces. Gaulke & Clauer Co., 11th Ave., went into partnership with Miss Mary Skinner of Wells St., they taking the second story with tall vases and made-up bouquets, while Mary had low benches to display her centerpieces, cradle bouquets, shoulder and colonial bouquets.

The Fischer Floral Co., Lisbon Ave., used a very fine dinner table arrangement for their exhibit with favors.

Richard Lietz & Sons of Fond du Lac Ave., had many samples of their flower arrangements as well as plenty of his

specialty, bulbous stock, snapdragon vases and roses.

Individual pieces were scattered about, such as Gutermuth's of Blue Mound Road, who showed the hugest basket of all planted with spring flowers; Kochanski & Co., of Hawley Rd., with a basket of carnations; Mueller's Flower Shop with a spring basket of callas and snapdragons; and the Nash Company, 2401 Nash Street, with a fine specimen of Jap Laurel.

Three large beds in the center of the floor were wonderfully done. They were exhibited by: Holton & Hunkel Company, Kennedy & Kennedy, Inc., & Norman A. Schmidt. Norman Schmidt had about the finest group of primula obconica that we have ever seen., much surpassing his similar exhibit of a year ago. Kennedy & Kennedy showed a fine selection of foliage plants, with several species of Dracaena and Sanseviera. The Holton & Hunkel Co. group of foliage and flowering plants was as usual the finest feature of the show.

BERRY ACREAGE REDUCED

THE report of the U. S. Department of Agricultural Economics indicates that there is a reduction of about 16,000 acres or 8% from last year's strawberry acreage.

This production is mainly in four states, Arkansas, Missouri, Kentucky and Tennessee. These states grow about one-fourth of the commercial strawberry crop. Prices there have been rather low during the past few years.

Reports show, however, that in the later states the acreage is about normal with a good season. The production will be as large as can be marketed to advantage.

ABOUT DAHLIAS

The South Dakota Horticulturist gives the following don'ts for the growing of dahlias, written by one of their leading dahlia growers.

1. Don't plant when soil is wet.
2. Don't plant in soggy poorly drained ground.
3. Don't cultivate when ground is wet.
4. Don't allow more than two stalks to grow on a hill. One is just as good.
5. Don't water until blooming time unless absolutely necessary. Then soak well when needed.
6. Don't merely sprinkle.

New Yorker (incredulously): "And you mean to say that in California you have 365 days of sunshine a year?"

The Man from Los Angeles: "Exactly so, sir, and that's a mighty conservative estimate."



Wisconsin Nurserymen Hold Annual Meeting

M. C. HEPLER
Secretary

THE Wisconsin Nurserymen's Association met in Milwaukee February 27th. The meeting was the largest attended and the most successful ever held by Wisconsin nurserymen.

President Charles H. Hawks, Jr., of the Hawks Nursery Company of Wauwatosa, Wisconsin, gave a very interesting and practical address, pointing out the outstanding problems confronting the nurserymen of today and the value of an organization.

State Entomologist E. L. Chambers, spoke on the subject of "Some Costly Nursery Pests and their Control".

Mr. Huron Smith, Curator of Botany, Milwaukee Public Museum, gave an interesting paper on "Native Trees and Shrubs of Wisconsin".

Mr. Thomas Pinney of the Evergreen Nursery Company of Sturgeon Bay very thoroughly discussed the "State Nursery Problem". From facts he presented after receiving authentic information from State Foresters from practically every state in the Union, more forests are being destroyed each year by fire than the Conservation Departments of all states are able to replant with seedlings. The speaker emphasized the fact that adequate fire control and preservation of existing forests should have the financial backing of the people instead of expending large sums in further development of State Nurseries and the production of large quantities of seedlings to eventually become the fuel for future forest fires. A greater portion of our cut-over land would reforest itself if protected from the ravages of forest fires each year.

Mr. F. C. Edwards of the Coe, Converse & Edwards Company of Fort Atkinson, Wisconsin, one of the oldest and most experienced members of the Association mentioned some substantial facts relating to "The Cost of Good Nursery Stock". "Any nurseryman who intends to honestly and efficiently serve his patrons with select quality stock, back it up by a substantial replacement and service guarantee cannot sell his stock cheap and hope to continue in business is Mr. Edward's experience in the nursery business. From the fact that so few people who buy nursery stock are acquainted with grades, many have been mislead in the purchase of cheap stock without thinking that the quality and service furnished are two important factors which build up the cost of good nursery stock when bought from a reputable firm.

"Apple Sauce and Bittersweet" was the subject discussed by Mr. N. A. Rasmussen of Rasmussen Nursery and Fruit Farm of Oshkosh. Standardization of varieties in our line can be carried out the same as in other lines of industry with profit to the nurseryman and more satisfaction to the planter was Mr. Rasmussen's contention.

At 6:00 p. m. the nurserymen sat down to a sumptuous banquet after which Mr. H. J. Rahmlow, Secretary of the Wisconsin State Horticultural Society spoke of the value of cooperation on the part of the nurserymen with his society, the official horticultural organization of the state.

At the close of the meeting the following officers were elected to serve the Wisconsin Nurserymen's Association for the ensuing year.

President, Mr. E. H. Niles of the White Elm Nursery Co., Hartland, Wis.

Vice-pres., Mr. L. J. Baker, Baker Nursery & Seed Co., Fond du Lac, Wis.

Sec-Treas., Mr. M. C. Hepler, The North Star Nursery Co., Pardeeville, Wis.

Executive Committee for 3 years, Mr. Charles H. Hawks, Jr., Hawks Nursery Company, Wauwatosa, Wis.

Milwaukee was chosen as the next year's meeting place.

GINSENG AND GOLDENSEAL

Crops Offer No Royal Road to Wealth

THE United States Department of Agriculture sends a warning to the public. The article states that some individuals have been induced to buy Ginseng Goldenseal seed at exhorbitant prices. The ordinary market price quoted by ginseng growers ranges from $1 to $1.75 per thousand seeds depending upon grade.

The growing of ginseng is not a simple undertaking. Thorough knowledge of the requirements of the plant is necessary and the grower must expect to wait from five to seven years until the roots reach marketable size.

Goldenseal, a drug of recognized value in this country and in Europe, is also subject to serious loss from disease.

The Department of Agriculture has available for free distribution Farmers' Bulletin 1184-F, "Ginseng Culture"; and also 613-F "Goldenseal Under Cultivation". Requests should be sent to the office of Information, Department of Agriculture, Washington, D. C.

Mother—"When that naughty boy threw stones at you, why didn't you come and tell me instead of throwing them back at him?"

Willie—"What good would it do to tell you? You couldn't hit the side of a barn."

PERSONAL Correspondence Paper, 200 Sheets, 100 Envelopes; name or monogram and address: $1.00 post-paid. FREE — Packet Poppy seed from Flanders' Field with each order. Universal Stationers, Desk H, Oshkosh, Wis.

STANDARD GARDEN TRACTORS
Plows Seeds Cultivates Mows Hay and Lawns
A Powerful Tractor for Small Farms. Gardeners, Florists, Nurseries, fruits Growers and Poultrymen
DOES 4 MEN'S WORK
Walking and Riding Equipment.
Free Catalog. Does Belt Work.
STANDARD ENGINE COMPANY
3241 Como Ave. Minneapolis, Minn.

FOR SALE

State Inspected Raspberry Plants
Black Caps

Plum Farmer and Cumberland
St. Regis Red

$2.50 per 100 *$20 per 1,000*

THE MT. VERNON NURSERY
Viola, Wisconsin

Special Offer
TREES SHRUBS EVERGREENS
BROAD LEAF FLOWERING SHRUBS

Rhododendron maximum
2-3 ft. 25 @ $8 100 @ $30
Select Clumps
2-3 ft. 10 @ $8 25 @ $18
100 @ $60
Carload lots 550 clumps $200
Seedlings
5-18 in. 100 @ $8 1,00 @ $70
Hemlock
Bushy Trees 2-3 ft.
25 @ $9 100 @ $32
Seedlings
5-18 in. 100 @ $8 1,000 @ $70
Cedar
Bushy Trees 2-3 ft.
25 @ $9 100 @ $32
Seedlings 5-18 in.
100 @ $8 1,000 @ $70
All first class stock. Roots packed in wet moss or soil — balled and burlaped. Cash with order, please.

THOMAS ARP COMPANY
Box 536 Elizabeton, Tenn.

Flowering Evergreen Shrubs

Rhododendron Max. Kalmia. Hemlock and Holly, Seedlings 6-18 in., 100 @ $6, 1,000 @ $50, 2-4 ft., 25 @ $5, 100 @ $18. Carload of clumps for $150. Flowering Dodwood and Maple, 2-4 ft., 25 @ $5; 100 @ $18.
Local orders burlaped, roots packed in moss.

J. F. NORRIS
Doeville, Tennessee

OUR BUYERS GUIDE

Our Advertisers Are Reliable. Mention of Wisconsin Horticulture When Writing Them Will Be Greatly Appreciated.

	Page
BERRY BOXES	
Cumberland Fruit Package Co., Cumberland, Wis.	226
Sheboygan Fruit Box Co., Sheboygan, Wis.	255
DAHLIAS	
Fitchett Dahlia Gardens, Janesville, Wis.	227
Dr. A. J. Nelson, Stoughton, Wis.	226
Poltl Bulb Farm, Hartford, Wis.	247
EVERGREENS	
American Forestry Company, Pembine, Wis.	226
J. F. Norris, Doeville, Tenn.	253
Tennessee Evergreen Co., Elizabethton, Tenn.	226
Thomas Arp Co., Elizabethton, Tenn.	253
GLADIOLUS	
Ray C. Bicknell, Ft. Atkinson, Wis.	255
Columbia Gardens, Cedarburg, Wis.	226
Floriadale Gardens, Ft. Atkinson, Wis.	255
Harry F. Meredith, Union Grove, Wis.	228
Theron M. Moser, Richland Center, Wis.	243
Waterloo Floral Gardens, Waterloo, Wis.	255
NURSERY STOCK	
Bahr Nursery, Manitowoc, Wis.	255
Coe, Converse & Edwards Co., Ft. Atkinson, Wis.	227
Dahlberg Nursery, Ladysmith, Wis.	227
Eschrich's Nursery, Sta. f., Milwaukee, Wis.	226
Ralph E. Huntington Nursery, Painesville, Ohio	243
Dr. A. H. Lemke, Wausau, Wis.	227
N. A. Rasmussen, Oshkosh, Wis.	227
Strand's Nursery, Taylor Falls, Minn.	226
Swedberg Bros. Nursery, Battle Lake, Minn.	226
White Elm Nursery, Hartland, Wis.	245
Wisconsin Nurseries, Union Grove, Wis.	226
ORCHARD AND GARDENERS SUPPLIES	
American Farm Machine Co., Minneapolis, Minn., Garden Tractors	254
F. R. Gifford Company, Madison, Wis.	228
Hardie Mfg. Co.	254
Standard Engine Co., Minneapolis, Minn.	253
PEONIES AND IRIS	
Cooper Peony Gardens, Kenosha, Wis.	227
Sisson's Peonies, Rosendale, Wis.	256
PERENNIALS AND BULBS	
Chequamegon Flower Gardens, Washburn, Wis.	255
H. C. Christensen, Oshkosh, Wis.	227
Far North Gardens, Iron River, Wis.	228
Edw. J. Gardner Nursery, West De Pere, Wis.	256
John F. Hauser, Bayfield, Wis.	228
Myers Nursery, Arcadia, Wis.	227
Stonecrest Gardens, Eau Claire, Wis.	226
W. A. Toole, Baraboo, Wis.	255
SPRAY MATERIAL	
Cream City Chemical Co., Milwaukee, Wis.	256
General Chemical Company, New York	251
STATIONERY	
Universal Stationers, Desk H, Oshkosh, Wis.	253
STRAWBERRY AND RASPBERRY PLANTS	
Fred Hecklinger, Menomonie, Wis.	226
O. G. Mills, Balfield, Wis.	254
The Mt. Vernon Nursery, Viola, Wis.	253
Sunny Side Fruit Farm, Warrens, Wis.	254

The Growers Market

Advertisements for this department will be accepted from members of this society who produce the articles offered for sale. Rate 2 cents per word, minimum charge 25c per issue. "Adds" of nursery stock and plants will be accepted only from those listed by the State Entomologist as having been inspected. No discounts from these prices.
Copy should reach us by the 20th of the month. Send cash with order.

STRAWBERRY PLANTS

STRAWBERRY PLANTS—Dunlap, Beaver, Premier, Oshkosh. 100 of each, 400 plants, $3.00 postpaid. O. G. Mills, Bayfield, Wis.

$1.00 postpaid—(any ONE item, 6 for $5.00.)
25 Mastodon Strawberries; or Latham Raspberries.
3 Chinese elm, Peonies, Roses or Lilacs.
4 Shrubs, Vines, Evergreen or Regal Lilies.
7 Iris, Phlox, Ferns, Lilies (all different.)
Complete List of Bargains on Request.
Strand's Nursery, Box 23, Taylors Falls, Minn.

TIGRIDIA PAVONIA ("Tiger Flowers"). A large beautiful flower. Outside petals red, cup shaped. Center, orange and dark red mottled. Multiplies rapidly. Blooms from late July until frost. Supply limited. Order early.

HELP WANTED

WANTED: Young man to work in a Richland County orchard. Opportunity to learn to be manager. R. W. Hartwell, 638 Sheldon St., Madison, Wis.

WANTED—Reliable party to operate orchard located 6 miles southwest of Freedom, Wis. Contains 600 12 year old trees in bearing, about 200 younger trees. Write Frank Ballone, 347 Prospect Ave., Milwaukee, Wis.

GARDEN MACHINERY

FOR SALE: Bolens light garden tractor in very good condition at half price. Planet Junior, 3 row seeder attachment and 3 row cultivator at half price. Used two seasons. H. J. Rahmlow, Washington Bldg., Madison, Wis.

Bulbs, postpaid. Doz., $1.50; 50, $4.00: 100, $7.50. Mrs. E. F. Appleby, 1139 Rutledge St., Madison, Wis.

STRAWBERRIES

Special: For $1 we will send postpaid, the following:
12 Everbearing strawberry plants.
25 Beaver strawberry plants.
25 Dunlap strawberry plants.
25 Premier strawberry plants.
Premier, 100 @ 60c 1,000 @ $5
Beaver 100 @ 75c 1,000 @ $6
Warfield and Dunlap
100 @ 50c 1,000 @ $4.50
All plants grown on new land and state inspected. Postage extra.
SUNNY SIDE FRUIT FARM
John E. Jenson, Prop. Warrens, Wis.

KINKADE GARDEN TRACTOR

A Practical, Proven Power Cultivator for Gardeners, Fruit Growers, Truckers, Florists, Nurserymen, Suburbanites, Country Estates and Poultrymen.



New Low Prices—Easy Terms
AMERICAN FARM MACHINE CO.
1085-33rd Ave. S. E. MINNEAPOLIS, MINN.

A triumph of

PLUNGER ENGINEERING

The character of plunger design and construction is and infallible index to the capacity, stamina, power and durability of the spray outfit. Hardie pumps in all outfits will operate continuously at the highest pressures **without leaking a drop** because of these big exclusive features:
LUBRICATION — Every moving part of the plunger and cylinder assembly is running in a bath of oil.
PLUNGER CYLINDERS — Made from drawn steel tubing machined to gun barrel finish and coated with a flawless, even, smooth coating of porcelain.
PLUNGERS—Made from solid phosphor bronze, specially machined and polished to a perfect running fit.
PLUNGER ROD—Drop-forged from manganese steel of extra strength.
PLUNGER ROD BEARINGS—Big, heavy, easily removable, die-cast bearings. They can be renewed in a moment at small cost.
NO-LEAK PLUNGER CUPS—Under ordinary circumstances WILL RUN A YEAR WITHOUT REPLACEMENT. They are the successful result of 10 years of research and experiment.
WRIST PINS—Big, heavy wrist pins, hard as glass.
Write for catalog showing models and capacities for every orchard and field use.

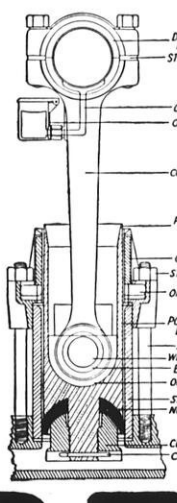



The Hardie No. 12 Mogul, built for the hardest service. A splendid big sprayer at a reasonable price.



Spray Ring Special, light, low-priced, but powerful and dependable.

HARDIE
DEPENDABLE SPRAYERS

THE HARDIE MANUFACTURING CO.

Portland, Ore. Kansas City Los Angeles Hudson, Michigan Petrolia, Ont.

TWO DOZEN HARDY PERENNIALS

$3.75 postpaid, spring delivery

Your selection of 8 varieties listed in our catalog, 3 each variety.

Send for Catalog

Chequamegon Flower Gardens

V. E. BRUBAKER, Proprietor

Washburn, Wis.

100 Gladiolus bulbs—$3 prepaid

At least 40 different varieties

100 Le Marachal Foch ---------$2.00

100 Fair Fax---- 1.50

100 Orange Glory 2.25

F. O. B.

Write for other offers

WATERLOO FLORAL GARDENS

Waterloo, Wis.

Special Bargains Gladiolus Bulbs

Up to May 10, mixed bulbs from our named varieties where we have extras, size 1 inch and up. All blooming size in lots as follows:

25 ----------$1.50

50 ---------- 2.75

100 ---------- 5.00

Postpaid to you. Order early before they are all gone.

Floriadale Gardens

Route 1

Ft. Atkinson, Wis.

GLADIOLUS

SPECIAL BARGAINS

50 cents buys all the following bulbs of any one variety:

	Med.	Small	Blbts.
Le Mars. Foch..	10	10	1000
Los Angeles ...	5	10	500
Rose Ash	5	10	300
Scarlet Princepts	5	10	300
Scarlet Wonder.	3	8	200
Tycko Zang	3	5	200
$5.00 for White Foch	2	6	60

RAY C. BICKNELL

Fort Atkinson, Wis.

WINTER GARDENS

Evergreens give a note of warmth and cheer during the long cold months.

Order for next winter's enjoyment.

BAHR NURSERY

Manitowoc, Wis.

Seeds For The Rock Garden

This collection of seeds of Rock Garden plants, 14 packages valued separately at $1.60, for only $1.00.

Alyssum saxatile compactum. 10c; Arabis alpina, 10c; Aster alpinus mixed, 10c; Campanula carpatica, 10c; Cheiranthus allioni, 10c; Dianthus deltoides, 10c; Nepeta mussini, 15c; Papaver nudicaule, Baker's Sunbeam, 10c; Saponaria ocymoides, 10c; Statice incana, 10c; Tunica saxifraga, 10c; Veronica teucrium, 15c; Primula auricula, 20c; Sedum mixed varieties, 10c: Total, $1.60.

Toole's Collection of Perennial Seeds

$1.80 Worth of Seeds for $1.00, Postpaid

For those who want to try their fortune at growing a Perennial Garden from seed, I have selected a collection of a dozen varieties that are not hard to grow, at the very low price of ONE DOLLAR FOR TWELVE PACKAGES of selected seed. No change may be made in this collection at the price quoted. The collection contains one package each of Anchusa Dropmore Variety; Aquilegia long spurred hybrids; Campanula medium; Centaurea macrocephala; Coreopsis lanceolata grandiflora; Delphinium Garry-nee-Dule Blue hybrids; Dianthus barbatus; Gaillardia grandiflora; Hollyhocks, double mixed; Lupinus polyphyllus, choiced mixed; Papaver nudicaule, Baker's Sunbeam; Pyrethrum hybridum fl. pl. VALUE $1.80—for $1.00—POSTPAID TO YOUR DOOR.

Write for my 1930 catalog of Hardy Perennials, Rock Garden Plants and Wisconsin Wild Flowers. Free on request.

W. A. TOOLE

Garry-Nee-Dule

Baraboo, Wisconsin



Berry Boxes And Crates

Either made up or in the K. D., American Quart Berry Baskets, Climax Grape and Peach Baskets, Till or Repacking Baskets, Plant Boxes and Veneer Tree Protectors.

Circular and Price List mailed upon request.

Write for special prices on carload lots.

Liberal discounts on early orders.

SHEBOYGAN FRUIT BOX COMPANY

Sheboygan, Wis.



W. A. Sisson W. A. Lawson

Sisson's Peonies

Rosendale, Wisconsin

Specializing in

Peonies—Irises and Gladiolus

Let us start you in the business or send you additions to your collection

Write or head your auto this way.
Intersection Highways 23 and 26

Memorial Peony bed at
Riverside Cemetery, Oshkosh

Real Bargains
in
Perennials and Bulbs

40 **Gladiolus bulbs for $1.** Large flowering size bulbs, 1¼ inches and up. Mixed colors, all fine large flowered varieties.

12 **Iris roots for $2.** 1 large root each of 12 different colored iris, each root labeled. All colors, purple, lavender, pink, yellow, etc. All good up-to-date sorts. Catalog price 25c to 35c per root.

3 **Peony roots for $2.** 1 each;—Felix Crousse, red; Madam de Verneville, white; Delicatissima, pink. Large, strong roots. Regular price $2.50.

We grow hundreds of varieties of Hardy Perennials, Flower bulbs, ornamental shrubs. New catalog ready soon. Write for copy, it's free.

Edw. J. Gardner Nursery

West De Pere, Wis.



THERE'S THE BOY

Mr. Bug
Reaps a Harvest
When You Don't Spray

Order Your Spray Materials Now

Lime Sulphur	Calcium Arsenate	Arsenate of Zinc	Nicotine Dust	Corrosive Sublimate
(Liquid and Dry)	Bordeaux Mixture	Potato Special	Cabbage Special	(Weed Killer)
Arsenate of Lead	(Paste or Dry)	Black Leaf 40	(Maggot Killer)	High Grade Lime

Products of

CREAM CITY CHEMICAL WORKS

766–774 Kinnickinnic Ave., Milwaukee, Wis.
Phone Hanover 1117

DEMOCRAT PRINTING COMPANY
MADISON, WISCONSIN

WISCONSIN HORTICULTURE



MAY, 1930

EVERGREENS
Native Rhododendrons

Broad Leaved Flowering Shrubs for all around beauty. Write for illustrated price list. Now booking fall orders.

TENNESSEE EVERGREEN CO.
P. O. Box 575
Elizabethton, Tenn.

BARGAINS

100 finest Gladiolus Bulbs $2.00 F. O. B. or $2.25 postpaid, 10 varieties 10 each. Spring delivery.

30 popular Iris roots, 5 each 6 kinds for $2.25. Postpaid April—July—August delivery.

6 Peony roots, 2 red, 2 white, 2 pink for $3.00 postpaid. Sept.—Oct. delivery.

STONECREST GARDENS
Eau Claire, Wis.
Send for catalog. It's free.

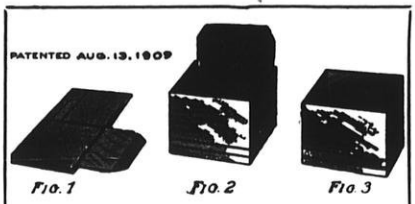

Berry Boxes

Crates, Bushel Boxes and Climax Baskets

As You Like Them

We manufacture the Ewald Patent Folding Berry Boxes of wood veneer that give satisfaction. Berry box and crate material in the K. D. in carload lots our specialty. We constantly carry in stock 16-quart crates all made up ready for use, either for strawberries or blueberries. No order too small or too large for us to handle. We can ship the folding boxes and crates in K. D. from Milwaukee. Promptness is essential in handling fruit, and we aim to do our part well. A large discount for early orders. A postal brings our price list.

Cumberland Fruit Package Company
Dept. D, Cumberland, Wis.

FOR SALE

State Inspected Latham Raspberry Plants.
$2.50 per 100 $20 per 1,000

STRAWBERRY PLANTS
Dunlap and Gibson
75c per 100 $5 per 1,000
Progressive and Champion
$1 per 100 $6 per 1,000
Mastodon
$1.75 per 100 $10 per 1,000

FRED HECKLINGER
Menomonie, Wis.

DAHLIAS, GLADIOLUS
PEONIES and IRIS

Select Varieties

Write for my 1930 Prices

DR. A. J. NELSON
214 N. Division Street
Stoughton, Wis.



Wolfgang von Goethe--orange, scarlet, 50c postpaid.

Attractive prices in new catalog, free on request.

Fitchett Dahlia Gardens

735 E. Milton Ave. Janesville, Wisconsin



Summertime at Rasmussen's
Drive In We're Home

Trees, Shrubs, Flowers
Everything For Your Garden

Catalog On Request

Rasmussen's Fruit Farm and Nurseries
Oshkosh, Wis.

REGAL LILIES

We have grown Regal lilies for 10 years and find spring planting best for Wisconsin conditions.

Price, per dozen, postpaid

Small bulbs, one bloom to bulb $1.25
Large bulbs, two to four blooms to bulb..... 2.00
Extra large bulbs, 5 to 10 blooms to bulb..... 3.00

H. C. CHRISTENSEN
1625 Ninth St. Oshkosh, Wis.

GARDENING IS PRESENT TOPIC IN WASHINGTON

GARDEN tours are a favorite attraction of Washington society this spring, says an item in the Madison State Journal.

Washington is the home of an astonishing number of garden lovers and fanciers for this beautiful attraction. The Everway club in Georgetown is planning another of their annual spring tours of all the Georgetown gardens, with tea to be served in some.

REDUCED PRICES ON EVERYTHING FOR THE HOME GROUNDS

10 Mixed Phlox $1.00
10 Mixed Dahlias $1.00
6 Cactus Dahlias, 2 white, 2 old rose, 2 maroon... 1.00
6 Decorative Dahlias, 2 yellow, 2 purple, 2 red. 1.00
50 Mixed Gladiolus 1.00
10 Japanese Barberry 1.00
100 Premier Strawberry plants 1.00
40 Mastadon everbearing strawberry plants 1.00
All postpaid. Ask for price list.

MYERS NURSERY
Arcadia, Wis.

HARDY FRUITS FLOWERS
And ORNAMENTALS
At Right Prices
They Grow and Please
Landscape Suggestions and Catalog on Request
STRAND'S NURSERY
Box 22, TAYLORS FALLS, MINN.

OUR BUYERS GUIDE

Our Advertisers Are Reliable. Mention of Wisconsin Horticulture When Writing Them Will Be Greatly Appreciated.

	Page
BERRY BOXES	
Cumberland Fruit Package Co., Cumberland, Wis.	258
Sheboygan Fruit Box Co., Sheboygan, Wis.	287
DAHLIAS	
Fitchett Dahlia Gardens, Janesville, Wis.	258
Dr. A. J. Nelson, Stoughton, Wis.	258
Poltl Bulb Farm, Hartford, Wis.	279
EVERGREENS	
Tennessee Evergreen Co., Elizabethton, Tenn.	258
GLADIOLUS	
Ray C. Bicknell, Ft. Atkinson, Wis.	287
Columbia Gardens, Cedarburg, Wis.	270
Harry F. Meredith, Union Grove, Wis.	260
Waterloo Floral Gardens, Waterloo, Wis.	287
NURSERY STOCK	
Bahr Nursery, Manitowoc, Wis.	287
Coe, Converse & Edwards Co., Ft. Atkinson, Wis.	287
N. A. Rasmussen, Oshkosh, Wis.	258
Strand's Nursery, Taylor Falls, Minn.	259
Terrell's, Oshkosh, Wis.	275
White Elm Nursery, Hartland, Wis.	277
ORCHARD AND GARDENERS SUPPLIES	
American Farm Machine Co., Minneapolis, Minn., Garden Tractors	286
F. R. Gifford Company, Madison, Wis.	260
Hardie Mfg. Co.	286
Standard Engine Co., Minneapolis, Minn.	287
PEONIES AND IRIS	
Cooper Peony Gardens, Kenosha, Wis.	285
Sisson's Peonies, Rosendale, Wis.	288
PERENNIALS AND BULBS	
Chequamegon Flower Gardens, Washburn, Wis.	287
H. C. Christensen, Oshkosh, Wis.	259
Far North Gardens, Iron River, Wis.	260
Edw. J. Gardner Nursery, West De Pere, Wis.	288
John F. Hauser, Bayfield, Wis.	260
Myers Nursery, Arcadia, Wis.	259
Stonecrest Gardens, Eau Claire, Wis.	258
W. A. Toole, Baraboo, Wis.	287
SPRAY MATERIAL	
Cream City Chemical Co., Milwaukee, Wis.	288
General Chemical Company, New York	283
STATIONERY	
Universal Stationers, Desk H, Oshkosh, Wis.	287
STRAWBERRY AND RASPBERRY PLANTS	
Fred Hecklinger, Menomonie, Wis.	258
O. G. Mills, Bayfield, Wis.	286
Sunny Side Fruit Farm, Warrens, Wis.	286

SPRAY MACHINES—THE BEAN LINE

All spraying equipment
Spray materials
Lime sulphur—dry and liquid
Lead Arsenate—Sunoco
Black Leaf 40

PRUNING TOOLS

Grafting Wax
Nurserymens' Tape

Write for catalogue and prices

F. R. GIFFORD CO.
2201 University Avenue
Madison, Wis.

HARDY PERENNIALS

New & Standard Varieties

300 Kinds

Strawflowers—All Varieties

J. F. HAUSER
Bayfield, Wisconsin

Send for Price List

GLADIOLUS BULBS

My price list is ready. Besides large bulbs, I am offering special lots of planting sizes and bulblets of a great many varieties. I think you will find something in this list of interest to you.

Will extend for a time the specials offered in the December issue of Wisconsin Horticulture.

HARRY F. MEREDITH
Box 483 Union Grove, Wis.

PERENNIALS
IRIS GLADS

30 large glad bulbs, separately labeled for $1

IRIS

100 mixed iris for $2
12 fine named iris, labled, for $1

PERENNIALS

Delphiniums, Aquilegias, Shasta Daisies, Hartje and Elder Daisies, and Physostegias @ $1 per doz. Oriental Poppies, $1.50 per doz. Bleeding Hearts, 50c each. Tiger Lilies and Hemerocallis, $1.50 per doz.

All Prepaid.

We have many other varieties.

Mrs. E. Sauve, Prop.

THE FAR NORTH GARDENS
Iron River, Wisconsin

Wisconsin Horticulture

The Official Organ of the Wisconsin State Horticultural Society
The Wisconsin Garden Club Federation

Established 1910

Entered at the postoffice at Madison, Wisconsin, as second-class matter. Acceptance for mailing at special rate of postage provided for in Section 1103, Act of October 3, 1917, authorized July 15, 1918.

Published Monthly by the

WISCONSIN STATE HORTICULTURAL SOCIETY
Washington Building
Madison, Wisconsin

H. J. RAHMLOW, *Editor*
Secretary State Horticultural Society

Associate Editors—E. L. Chambers, Mrs. C. E. Strong, Huron H. Smith, C. L. Kuehner.

Volume XX MAY, 1930 No. 9

TABLE OF CONTENTS

	Page
Growing Good Dahlias	261
Keeping Evergreens Healthy	262
Garden Pool Construction	263
Handling Strawberries	264
Suggestions for Orchard Spraying	265
Federation of Fruit Growers Organized	266
Among Our Fruit Growers	267
Suggestions to Cranberry Growers	267
The Strawberry	268
State Strawberry Meeting	268
Some New Perennials	269
History of the White Grub	271
Editorials	272
About the Home and Garden	274
Raising Tomatoes in the City Garden	275
Garden Club Federation News	276
New Projects for Flower Show	277
News of the Garden Clubs	279
National Garden Club Council Meeting	282
The Chicago Flower Show	283
How to Control Ants in the Lawn	284
North Dakota Notes	285

EXECUTIVE COMMITTEE
State Horticultural Society

President, Vice-President and Secretary

A. K. Bassett.....Baraboo
L. E. Birmingham..Sturgeon Bay
H. C. Christensen.....Oshkosh
John Hauser.....Bayfield
M. S. Kellogg.....Janesville
James Livingstone ....Milwaukee
Wm. Longland .....Lake Geneva
W. E. Spreiter.....La Crosse
Mrs. C. E. Strong.....West Allis
J. F. Swartz.....Kenosha
H. W. Ullsperger...Sturgeon Bay

BOARD OF MANAGERS
State Horticultural Society

C. J. Telfer, Pres.....Green Bay
M. B. Goff, Vice-Pres., ... Sturgeon Bay
H. J. Rahmlow, Sec.....Madison

EXECUTIVE COMMITTEE
Wisconsin Garden Club Federation

Mrs. R. H. Malisch, Pres., ... Hales Corners
Mrs. C. W. Vaughn, Vice-Pres., ... Madison
Mrs. A. W. Sperber, Sec.-Treas., ... Hales Corners
Mrs. C. E. Strong.....West Allis
H. J. Rahmlow, Cor. Sec..Madison

Subscription to Wisconsin Horticulture is obtained by membership in the Wisconsin State Horticultural Society for which annual dues are $1 per year or $1.50 for two years. Garden Clubs, local Horticultural Societies, and other Horticultural Organizations are affiliated at a reduced membership rate.

Please Do Not Send Stamps.

Wisconsin Horticulture

Wisconsin
State Horticultural Society
Organized 1865

Devoted to better fruits, flowers and vegetables



OFFICERS

President
C. J. Telfer, Green Bay

Vice-President
M. B. Goff, Sturgeon Bay

Secretary
H. J. Rahmlow, Madison

Growing Good Dahlias

Suggestions for Overcoming Some of Our Troubles with Dahlias

J. T. FITCHETT
Janesville

"WHY do my dahlias all go to top and produce few or no flowers?" is a persistent perennial question.

In an experience of thirty years growing dahlias "for revenue" we have found three outstanding reasons for this condition: Too rich soil, shade, and too large a cluster of roots at planting time.

Too Rich Soil

This will produce a plant that is soft and continues to grow foliage instead of developing flowers. A soil that will grow wonderful roses will produce rank foliage, few flowers and bitter disappointment if planted to dahlias. In such a location work a generous spadefull of coal ashes into each hill at planting time. This will lower the fertility of the soil and also help to conserve moisture. Any ordinary garden soil is rich enough for dahlias at the start. As the plants begin to show buds scatter a small handfull of fertilizer in a circle six inches from the stem and rake into the soil. Repeat every three weeks. You will then get returns in bloom rather than foliage as when applied heavily at planting time.

It will soon be time to plant dahlias. There have been a great many questions as to why dahlias do not bloom. Mr. J. T. Fitchett of Janesville is one of Wisconsin's leading dahlia growers and this article should clear up many misunderstandings.



Clump of Bashful Giant, averaging two to three pounds and tubers two inches in diameter. Grown from pot roots scarcely as thick as a lead pencil. Inset: A proper division in position for planting—"eyes up."

We use a 4-12-4 fertilizer—4 nitrogen, 12 available phosphoric acid and 4 water soluble potash. "Potash fed dahlias" is a catchy phrase like "Beef fed babies," but neither alone is a well balanced ration.

Shade

Shade will cause a dahlia to grow abnormally high and will also retard the blooming season. We had Jersey's Beauty plants over eleven feet tall last year, due to shade from a building a few feet to the west. They did not begin blooming as early nor produce as many flowers as plants half as high growing out in the open garden. Dahlias too close to shrubbery are apt to be starved out by the roots already occupying the ground. More fertilizer and more frequent watering will be necessary.

Dividing

Planting too large a division in the spring will produce a lot of tops in one place. Especially in a dry season the roots will not be able to support all this foliage and also produce normal blooms. The flowers being farthest from the source of supply will be small. It is as reasonable to



A Modern Dahlia Bloom.

plant a whole ear of corn in one place as a whole clump of dahlias. A single tuber with one good sprout is the ideal planting division. The eyes, or sprouts, start on the base of the old stem just above where the tubers join it. With a sharp butcher knife split the clump into as many divisions as possible, being sure to have an eye on each. Do not pull the tubers apart, as they are liable to break off below the eyes and be useless.

Treated right, dahlias planted the latter part of May should begin to bloom soon after the first of August and continue to produce good flowers until a killing frost, usually late in October.

Most growers send more or less sane suggestions as to cultivation and care when shipping roots.

NORTHERN WISCONSIN STRAWBERRY DAY

STRAWBERRIES and raspberries will be the topic at the Northern Wisconsin strawberry day which will be held this year at Herbster in Bayfield County the first part of July.

The meeting is being put on in cooperation with county agent Roy Holvenstot of Washburn, while Mr. E. R. Phillips of Herbster is chairman of local arrangement committee.

Herbster is on Lake Superior and is a real productive strawberry section. The fruit comes on quite late when practically all other strawberries are off the market. Usually picking does not begin until after July 4th.

KEEPING EVERGREENS HEALTHY

Methods Recommended by State Entomologist

WITH the advent of hot dry summer weather evergreens should be given plenty of water and carefully guarded against red spider attack. This pest is a very small mite, barely visible. If allowed to become numerous on evergreens the mite will, through its habit of sucking sap from the foliage, cause them to lose their characteristic colors and assume a "rusty" appearance. Red spider can readily be controlled by the employment of one of the following methods:

1. Syringe the foliage with water under pressure from garden hose or power sprayer, taking particular pains to secure a forceful spray applied from underneath the foliage.

2. Spraying with a glue spray consisting of ½ lb. of a cheap grade of ground bone glue in 5 gallons of water. (Dissolve the glue first in a small amount of boiling water.)

3. Dust with sulphur liberally on a warm day, using a superfine commercial brand of dusting sulphur.

Follow Directions—If used as recommended no injury will result from any of these treatments. Avoid spraying an evergreen in the middle of the day as water alone will sometimes result in injury by scalding at such times. Repeat treatment six days after first application to kill young spiders escaping in egg stage and remember that applications should be made as often as necessary because of continual reinfestations.

Complete information on control measures for other insect pests and plant diseases of nursery stock will be gladly furnished upon request by addressing the State Entomologist, Room 14, Capitol Annex, Madison, Wisconsin.

Garden Pool Construction

ARTHUR KRON
Milwaukee

SINCE my first experience with water gardening four years ago, I have felt that there was nothing more fascinating if I only had room enough.

A water garden does not necessarily take up a large part of your space. The simplest and perhaps the smallest arrangement is made with a barrel. Secure an empty barrel such as a vinegar barrel and cut it through the middle, dig a hole and sink the half barrel in the ground, fill with water, plant a small water lily, a submerged plant or two, a pair of goldfish, a tadpole or two, and a couple of snails and you have an interesting pool. If you have the room use both halves of the barrel side by side and build a small rockery around or on one side. An old washtub will also answer the purpose very well. With plants, snails, fish in the water you need not bother to ever change the water; just add for evaporation. This tub does not have to be placed in the ground, but can be set on the surface in any suitable location.

The next simplest and cheapest form of pool would be constructed of puddled clay. Suitable clay can be found almost anywhere. Slice the clay about 4 inches thick and of uniform size pieces. Place these pieces around the sides and bottom, much as you would lay sod. Then ram the whole hard and smooth with a heavy rammer, care being taken that all joints are closed tight and no apertures left through which water can escape. If the clay is too hard to be easily beaten into place, sprinkle it with water, allow it to soften awhile, then it can be rammed. If too hard or not suitable so it can be cut into slices, secure as stiff a clay as possible, chop into small pieces and mix with water. Turn and chop this until it takes on the consistency of stiff putty or mortar. Then spread this out over your pool and after it has dried a bit it can be smoothed out and rammed into place.

There have been many questions in regard to building small garden pools from our members. This article describes in simple terms how to construct a practical pool for the average home owner. Mr. Arthur Kron presented this article before the Milwaukee Horticultural Society.

While this puddling method is most economical as regards first cost, it really is not so very satisfactory, as the clay is always in danger of being displaced by persons walking near the edge of the pool. The clay is also easily penetrated by crawfish and watersnakes which causes the pond to leak.

The Concrete Pool

No doubt the most practical plan requires concrete construction. Your pool should be excavated so that when the concrete work is done the full depth of the water would be two feet. Concrete should be from 4 to 8 inches thick depending on size of pond. It should be made with sloping sides like a saucer. Allow the water to remain in the pond for the winter. It will freeze, but when it expands the concrete will not crack as the ice pushes up on the sloping sides instead of squarely against it and likewise with the frozen earth around. Build it thick enough: you cannot afford to skimp on that. 4 inches for very small pools to 8 or 9 inches for large ones. Large pools should be re-inforced with woven wire and in some cases even steel rods. Perhaps the junk yards will yield suitable material. Use clean washed gravel and sand with waterproof cement thoroughly mixed in the following proportions: 1 Portland cement, 3 sand, 4 gravel, 3 broken stone. Finish with a one inch coat of cement and sand made of 1 part Portland cement and 3 parts fine sand. If your job is not too large and you are handy you can do the job yourself with the assistance of a neighbor or friend, otherwise have a regular mason do it. Be sure the top of the pool is perfectly level.

If your soil is hard clay with poor water drainage it might be well to excavate six inches deeper and put in a layer of cinders. A mason told me that unless cinders are washed, there is an acid in them which tends to disintegrate the concrete, so he always puts a layer of sand between cinders and concrete. The cinders will act as a cushion which will not hold water and consequently there will be no freezing around the outside of pond.

By puncturing a hole or two through one side, you can allow enough water to escape to make a bog or swamp suitable for plants that want wet spots. A larger area might require several pipes of various lengths.

In my pond I grew water hyacinths, umbrella plants, sedge, and cattails, but no more cattails for me. The cattails were pretty and made the pond interesting but in one season they had nearly taken complete possession of my pond. They spread so fast, I pulled them all out the next year.

Shallow water in pockets serves as a bird bath and drinking fountain for birds. The mud in one of the pockets of my pool was used by robins to build their nests.

A drainage pipe may be inserted in the bottom so the pool can be drained at planting time in spring and for removal of plants and fish in fall.

A water garden gives a diversity of interest not found in other forms of gardening. There are of course the beautiful water lilies. Then there are the submerged plants and other plants that like shallow water and plants that like mud. In addition there is the animal life—fish, frogs, snails, turtles, dragon flies, various bugs that scoot around in the water and microscopic life.

Out where we live a neighbor built himself a pretty pool about 35 x 18 feet about a foot deep with a deeper hole in the middle in which to plant his waterlilies. He had about two dozen gold fish in it and in this shallow pool they shown like gold dollars as they scooted around. Very interesting and pretty. The waterlilies were not grown yet and there were no rocks or other shelters in the pond. One by one the fish disappeared. One morning the owner stepped out of his backdoor just as the Kingfisher was making way with one of his prize fish at $1.00 or more each. Another lay badly mutilated in the pond. Another neighbor whose pond is also shallow provided stone shelters under which the fish could go. He reported no losses.

I mention these shallow ponds as I believe it is a mistake to build them that way unless you merely want a pond and not a garden. The pond needs to be two feet deep to take care of water lilies. The water lilies will need about a foot of soil and then a foot of water above the soil. The first year I filled the bottom of my pond all over with one foot of dirt. The second year I removed all the dirt and planted the lilies and plants in boxes and pots. I like this way better. It is cleaner and allows the fish to go deeper in the water.

Running Water Not Necessary

There are various ways of finishing the edges of pools. In geometric shapes it would be well to bring the concrete level with the surrounding ground or even higher and finished in a neat and smooth manner. In irregular or natural shapes it would be better to have the edge below the ground surface and then trimmed with stone laid in natural and irregular manner to conceal the concrete. Or you might run a lawn up to and over the concrete edge. A rockery might properly be built on one side. In fact there is no limit to the ways in which a pool may be made more interesting, such as a stream running into and rustic bridges. Running water is not desirable and a change of water wholly unnecessary so long as you have submerged plants for oxygen; fish to eat mosquito and other larvae; and snails for scarvengers.

FERTILIZERS FOR GARDEN FLOWERS

MRS. R. E. STOLL of Wauwatosa writes, "At the last meeting of the West Allis Garden Club, the subject of Fertilizer came up for a lively discussion. Some of our members told of their experiences with the different brands of fertilizer, how this kind helped a certain plant, and the same kind harmed another. Just what kind to use for the different kinds of flowers seems to confuse most of us."

This is probably the experience a good many amateurs are having. There is a great deal to take into consideration in the use of fertilizers. The type of soil, the kind of plants, the season of the year, the amount of rainfall, and especially the amount and how it is applied must all be taken into consideration.

We suggested that the Garden Club get the new book just out entitled "Fertilizers for Greenhouse and Garden Crops" by Laurie and Edmond, published by the A. T. DeLaMare Company, 438 West 37th Street, New York City. The book sells for $2.15 postpaid, and will provide some very helpful information for garden club members.

HANDLING STRAWBERRIES

REX EBERDT
Warrens

A strawberry, if not the most perishable, is at least one of the most perishable fruits marketed, and to be handled successfully requires a great deal of care on the part of the person or persons handling them. In extreme hot weather they should be picked as early in the day as possible, a crate of berries picked before the heat of the day are firm and have a beautiful luster. A crate of berries picked in the cool morning while the dew is still on the vines is of far better quality than a crate picked in the hot afternoon when ripe berries lose their luster and firmness and show finger marks from picking. When berries are picked when vines are real wet it is often a good policy to place the boxes in the bottom of crates in the packing shed for fifteen or twenty minutes before covering up as the moisture will evaporate or be absorbed by the berry in that time.

Where berries are to be shipped we find it very advisable to deliver to the car as soon after being picked as possible, so that the berries can be under refrigeration instead of in the packing sheds. We have had a few instances where growers have picked their fields over early in the day and then decided that they were too busy to deliver their berries until evening. In real warm weather this practice has cost the grower as much as a dollar a crate, as the hot packing sheds have been very destructive to the appearance and texture of the strawberries, and they were classed in a much lower grade than they would when they were freshly picked.

If we have fairly good berries and handle them properly we can reach the most distant markets successfully when necessary.

Suggestions for Orchard Spraying

R. E. VAUGHAN

DO WE like apples free from scab? I'll say we do, but to get them we have to study and plan the same as for other good things we have. Spraying for apple scab control has come to be recognized as necessary by all apple growers. The question is "Are we ready for orchard spraying?"

Research studies on apple scab are carried on in our Department of Plant Pathology under the leadership of Dr. G. W. Keitt. We have the laboratory equipment, greenhouses, and a few apple trees at Madison where the work is done in the winter, and some observations made in summer and fall. But when spring opens, a summer field laboratory is established at Sturgeon Bay in the heart of the greatest development of fruit growing in Wisconsin.

Dr. Keitt and his assistants have found that the apple scab fungus finishes the growth of its spores and shoots them out into the air much earlier in the season than was formerly thought possible. This spore discharge, however, comes only during or just after a rainy or wet period.

Must Spray Early

The first spraying was formerly recommended when the blossom buds were pink just before opening. But we now know that the pink spray is not soon enough to protect the green tips of the buds in wet seasons. If rains come scab fungus spores will be discharged by the time the buds are commencing to break when they are in the green tip stage. This is sometimes called the time for the delayed dormant spray. To give protection at this time it is necessary to spray, using the same material, lime sulphur and arsenate of lead, as for the later sprays.

Another protection of spray is needed when the blossom buds are in the closed cluster stage. The time of this treatment will vary with the type of season. The aim is to keep the young leaves and buds well protected until the pink spray. This is very important in rainy seasons. If the sepals or flower parts under the colored petals, become infected with the scab fungus they become a source of infection through early summer and often cause the fruit to become knotty and one-sided.

Discovering a Secret

You will be interested to know how the secret of the apple scab fungus in regard to the time and quantity of its early discharge of spores from the dead leaves on the ground was found out. Dr. Keitt took a piece of glass tube, attached one end to an air meter and rotary air pump and in the other end crowded a small wad of gun cotton. This apparatus was set up in the orchard and an examination of the air made at frequent times during the season. Gun cotton you recall, looks like ordinary cotton but it has been chemically treated so that it is a high explosive if burned under pressure. It also has the peculiar property of changing into a transparent jelly like substance when a mixture of alcohol and ether is dropped onto it. By taking advantage of this characteristic it is possible actually to count under a microscope the number of apple scab spores filtered from a cubic foot of orchard air. Of course this air filter is non selective but by knowing the size and shape of the scab spores it is easy to pick them out.

Benefit of Lime Sulphur

Another thing of very great importance to the successful control of apple scab has been disclosed by Dr. Keitt's researches, that is the beneficial effect of spraying with lime sulphur soon after infection has taken place. We formerly thought that the spray was simply protective and to be of value it must be applied before infection took place. We now know that the growth of the fungus will be checked if the lime sulphur can be applied within twenty-four hours after rain during the infection ceases. In some experiments the efficiency of sprays applied at longer intervals after rains has been demonstrated. However, the main thing for practical consideration is that if you don't get the spray applied before a rain during the dangerous period for scab infection then put it on as soon as you can after the rain stops. Of course, it goes without saying that it does little good to spray during a rain because the lime sulphur washes off before it has a chance to stick. It should be made clear that we are not advising you to delay your spraying until infection periods have occurred. There would be too much risk of failure to get the spray on in time. Spraying after infection is advised as an emergency measure in cases where it has not been possible to protect the trees sufficiently before infection.

The timing of the remaining sprays is when the blossom buds are pink just before opening, again when the petals are off, and before the calyx cups close, and ten to eighteen days later depending on the season. The more rains in May the more the sprays will pay. I didn't think of making a rhyme then but I'll let it go and maybe some of you will remember it better.

In summary the timing of the lime sulphur sprays for apple scab control is based on careful research studies on characteristics of the fungus and the ability of the spray to stop the fungus growth even after it has got started. We have a brief stencil bulletin, number 97, on apple spraying that will be gladly sent on request. Address the Mailing Room, College of Agriculture, Madison, Wis.

Federation of Fruit Growers Organized

REPRESENTATIVES of five county fruit growers associations met in the office of Ray Pallett, county agent of Milwaukee County, at Wauwatosa on April 4th to organize a County Fruit Growers Federation. Those represented were, Milwaukee, Ozaukee, Washington, Waukesha, and Racine Counties.

Mr. Guy Hales, county agent of Ozaukee County, was elected chairman of the meeting which was conducted in a very efficient manner.

In addition to four or five delegates from each of the county associations, Mr. Pulley of the State Department of Markets, Robert Amundson, district county agent supervisor, Conrad Kuehner, extension horticulturist, H. J. Rahmlow, secretary of the State Horticultural Society, E. D. Byrns, county agent of Washington County, Ray Pallett, county agent of Milwaukee County, and H. G. Klumb of the Racine County School of Agriculture were present and led in the discussion relative to the advantages of such an association.

A motion was unanimously carried that a Federation of the five counties be formed for the purpose of buying supplies and marketing the fruit of the spray rings to the best advantage.

The following were elected on a Board of Directors: Milwaukee County, Wm. Basse; Ozaukee County, Martin Wiepking; Washington County, Wm. Gruhle; Waukesha County, Lester F. Tans; Racine County, Chas. Patterson.

The Board will meet in the very near future to elect the officers of the Federation and plan the program of work.

It is through the spray rings of Wisconsin that the reputation of the apples produced on our dairy farms will be re-established. When we consider that hundreds of carloads of apples are being shipped into Wisconsin every year, while the small fruit growers maintain they cannot sell their apples, there is something wrong.

In the market, the apples produced on dairy farms have no reputation at all. The spray rings, through teaching fertilization and pruning methods, and by careful spraying of the orchards by efficient operators, are producing high quality fruit for which there is a demand on the market. It is one of the best pieces of Horticultural work ever carried on by county agents and Horticultural Extension workers.

PRUNING AND FERTILIZING THE ORCHARD

AT A recent meeting of the spray rings of Rock County Mr. Conrad Kuehner, extension horticulturist, gave the following advice:

"In pruning bearing trees, do away with all parts which are no longer any good. Branches with husky growths should be saved. Prune to get the sunlight for better and larger fruit."

There were 25 present at the pruning demonstration held under the auspices of county agent R. T. Glassco who demonstrated the use of ammonium sulphate as a fertilizer on trees. Mr. Glassco recommended the application of one pound of ammonium sulphate for each four years of the tree's age or a maximum of eight pounds per tree. Fertilizer should be broadcast out as far as the branches go. He also advised orchardists to spray the underside of the leaves on the tree first and then the outer side. The most important part of the spray operation is to see that the top branches are covered, he stated.

20 APPLE ORCHARDS IN KEWAUNEE COUNTY PAID TAXES ON FARM

FARM orchards usually varying in size according to acreages of farms, if pruned, sprayed, fertilized, cultivated and sowed with sweet clover to be used as a cover crop, will produce apples enough of good quality to pay the taxes on the farms. Over twenty Kewaunee county farmers proved the truth of that statement two years ago, and last year a total of sixty farmers in that county made preparation to furnish additional proof through putting their apple trees to work. Last year several orchards in Outagamie county that had been reclaimed from brush, pests and rundown soil did considerable better than paying the taxes.

A healthy apple tree, say ten to fifteen years old, can be made to produce from fifteen to twenty-five bushels of better flavored and hardier apples than are shipped into the county from outside states, and a good market can be made for the apples at the farm gates or the city, provided the apples are graded and offered to the customer in nice, new baskets. The fact that 200 carloads of apples were shipped into the Fox river valley last fall shows that the local people are apple eaters and that there is a strong, insistent demand for apples.—GREEN BAY PRESS GAZETTE.

NEW GARDEN BOOK CATALOG

A BOOKLET entitled "Books for Better Gardens" by the Macmillan Company has just reached our desk. It is a catalog of books for home owners, plant growers, professional horticulturists, or anyone interested in ornamental plants or gardening.

Anyone interested in buying garden books should write the Macmillan Company, 65th Avenue, New York City, for this catalog.

Among Our Fruit Growers

FRANK EAMES
Sturgeon Bay

Oil Spray For Case Bearer.
Increase in Cherry Acreage.
Fertilizers.
Growers Optimistic.

THE Oil Spray Demonstrations, the third week in April by Prof. A. A. Granovsky and County Agent B. F. Rusy, were well attended both days in spite of the stormy weather. This spray has proven effective in the campaign against the Case Bearer and will be used extensively in the county this spring.

Mr. A. M. Christenson, who formerly superintended the Cold Pack and headed the Sales Department at the Fruit Growers Canning Co., has taken up his new duties in Traverse City, merger of the Fruit Growers Union of Sturgeon Bay, Wis., and Michigan Cherry Growers. Mr. Christenson's former position has been filled by R. W. Hitt.

Among the large cherry plantings in the county this season are Dr. H. F. Schroeder, 15,000 trees; Dr. R. J. Gordon, 5,100 trees; A. E. Anderson of Evanston, Ill., who is planting 3,500 trees at Ellison Bay, and C. O. Lindquist of Chicago, Ill., 2,000 trees at Sister Bay. Approximately 20 acres will again be set out on Washington Island. Altogether a total of over 1,600 acres will be added to the acreage in Door County.

That commercial fertilizer for use in the orchard, as well as on grain, corn and potatoes has proven to be of great value, is seen in the ever-increasing amount being used each year throughout this section. For a number of years growers and farmers have been skeptical as to the results in relation to the seemingly high price of this commodity, but in view of the results it is certain that commercial fertilizer, intelligently applied, has become a necessary factor in the success of fruit growing and grain farming.

Cherry growers seem quite optimistic over the prospects for the coming crop. Although the danger from frosts at blossom time has yet to be met, it is true that the orchards as a rule show very little winter injury and the fruit buds appear healthy and numerous. As George King of the Shore Road remarks, "You can be sure of the crop when it is in the crates."

MILWAUKEE FRUIT GROWERS ORGANIZE

THE Milwaukee County Spray Rings met during March and organized the Milwaukee County Fruit Growers Association under the leadership of Mr. Ray Pallett, county agent.

The association voted to work with the four neighboring counties in the organization of a spray ring Federation to better enable them to buy supplies and market their fruit.

The association also voted to affiliate with the State Horticultural Society and receive the magazine Wisconsin Horticulture.

The following officers were elected for the ensuing year: President, Ray Cooper, West Allis; Vice-president, Albert Schreiber, Granville; Secy.-Treas., A. J. Meyer, Oakwood.

Stage Hand (to manager): "Shall I lower the curtain, sir? One of the living statues has the hiccups."

SUGGESTIONS TO CRANBERRY GROWERS

CLARE S. SMITH
Secretary

THE winter floods on cranberry fields were drained off this spring as early as April 5th, to remain off until about the 1st of May unless too severe cold threatens, in which case certain varieties, more susceptible to frost injuries, will be flooded again.

Now is the time to heed the advice of our fieldmen: "Invest more money in good thermometers, distribute them over your bog, watch them and make records of temperature and weather conditions. Do not depnd on memory."

They tell us we do not keep enough records and since we cannot deny it let's start in now to record weather conditions, temperatures, vine conditions and lots of other things we think we are going to remember but don't.

Mr. Chas. L. Lewis of Beaver Brook represented the Wisconsin growers at the meeting of the American Cranberry Exchange held at New York City, April 21 to 23. He was joined there by Mr. Albert Hedler, another delegate. Mr. and Mrs. Hedler were vacationing in Florida.

NEW BOOK ON CHERRY CULTURE

PROF. V. R. GARDNER, director of the Michigan Experiment Station, is the author of a new book entitled "The Cherry and Its Culture" published by the Orange Judd Publishing Company, New York City. It sells for $1.25.

It is a book of 128 pages which means that extensive knowledge of a fairly sizeable subject has been condensed into a book that may be read in an evening and in which one may continue to look up questions on the subject.

Wisconsin Strawberry Day

Third Annual State Meeting and Tour at Alma Center, Thursday, June 12, 1930

THE STRAWBERRY

H. H. HARRIS

WE THINK every farmer should grow enough strawberries so that their tables may be supplied with an abundance of this most delicious fruit. But as the poet M. M. Lightcup says,

Some will lack the skill and patience
Say that berries never grow
That will pay for all the labor
That on them you must bestow.

But come and listen while I tell you
Of the pleasure that I find
In a patch of well kept berries
Watched and cared for to my mind.

And methinks I read a promise
In the Merry Month of May
"Your fond hopes shall find fruition",
Every blossom seems to say.

See the plants shine in the sunlight,
Plants of kinds both old and new,
Promising to shade my berries,
With their leaves of richest hue.

Days pass by 'mid cloud and sunshine
Hum of bee, and song of bird;
And, ere long, from dawn till sunset
Pickers cheerful tours are heard.

And the well filled crates and baskets,
Each one packed with skill and care
Daily are borne off to market
Through all weather, foul or fair.

But 'mid all the summer's pleasure
For the Winter we provide
And a glance within our pantry
Shows you, standing side by side

Jars of sweetmeats, Jams and Jellies
From the luscious berries made,
Gathered by the busy household,
Ere the days of ripening stayed.

When with toil we have grown weary
To the festive board we come
Here we find the toothsome short-cake
In our own beloved home

Spread with ripe and juicy berries
Served with richest sweetest cream,
And a dish of fine ripe berries,
All will vanish like a dream.

And we know our Heavenly Father
Smiles upon the path we've trod,
We within the book of nature
See the hand of Nature's God.

THOSE who are fortunate enough to be able to attend the State Strawberry Day at Alma Center this year will see some of Wisconsin's best strawberry fields.

The editor had the opportunity of seeing the fields included in the tour below, on May 30, and we must say, if there are better fields in the state we haven't seen them.

We were inclined to agree with E. W. Sullivan of Alma Center when he said, "I may not have the largest acreage of strawberries in the state, but I believe I take in as much money from berries as anyone". And after all, isn't that the important thing?

Program

Ruth's Hall, Alma Center, Thursday, June 12

A. M.

9:00 Strawberry Marketing Problems—A. W. Pomerening, State Bureau of Markets.

9:30 Market Prospects for 1930 Crop—Rex Eberdt, Warrens.

10:00 New Discoveries in Small Fruit Growing — W. G. Brierley, Minnesota Horticultural Dept.

10:45 Small Fruit Investigations—J. G. Moore, Wisconsin Horticultural Dept.

11:15 How We Grow Strawberries —E. W. Sullivan, Alma Center.

11:30 Fertilizer experiments on Strawberries — Hollis Sullivan, Taylor.

11:45 What the Horticultural Society is Doing—H. J. Rahmlow.

M.

12:00 Tour Announcements—L. G. Kuenning, Sparta.

Luncheon served at E. W. Sullivan's Farm by Ladies' Aid. Inspection of Sullivan's Fruit Farm.

The Tour

The tour will take in the farms of Earl Randle, Frank Merrill, Albert Jacobson, and William Casper of Alma Center. Then a trip through Trempealeau Valley to look over fertilizer experiments at the farm of Hollis Sullivan of Taylor, ending with an inspection of mounted birds made by Mr. John Lambert in Taylor.

STRAWBERRY MOSAIC

R. E. VAUGHAN

THE study of mosaic-like diseases of strawberries will be continued at Washington, D. C. this summer. The investigators will be glad to receive specimens of diseased plants as early in the season as possible so that the symptoms developing on plants from different parts of the country may be compared. Plants intended for this study should be packed carefully so that they will arrive in good condition for transplanting. The cooperation of readers of Wisconsin Horticulture in studying strawberry diseases is much appreciated. Address plants direct to Dr. Neil E. Stevens, Bureau of Plant Industry, Washington, D. C.

Some cooking tests at the N. Dak. Agricultural College indicate a great variation in the value of various crabapples for pickles and for jelly. Dolgo ranks high for jelly but is no good for pickles. Virginia is fine for pickles but no good for jelly. It is very evident that the perfect crabapple has not yet been developed. The best pickling crab in the lot was a seedling grown by Mr. Bosshard, of Moorhead, Minnesota.

Some New Perennials

G. W. LONGENECKER
College of Agriculture

MOST of the perennials a person grows should be well-tried, reliable varieties. If one knows what to buy, there are a number of new plants that are well worth having in the garden. As a rule, you will get a more desirable plant if you get a new species than if you order a highly advertised new variety of an old garden favorite.

Alyssum argenteum is a new species of Golden Tuft which I like much better than the usual type, Alyssum saxatile. Its color is not any better than the latter type, and it doesn't blossom as early in the spring, but when it starts to bloom, it stays covered with its cheery yellow flowers practically all the rest of the summer. It is equally good at the edge of the perennial border or in the sunny rock garden.

There is a new Anchusa that is much better than the old kinds. It is Anchusa myosotidiflora, or it might be called Forget-me-not anchusa because its flowers are of clear Forget-me-not blue and similar to it in shape. These flowers are borne in beautiful clusters. The plant itself is much more refined than the type and only grows from a foot to a foot and a half in height instead of being three or four feet tall.

The Columbines

The new hybrid long-spurred Columbines are as beautiful as any flower in the garden and more of them should be grown. The flowers come in pastel shades and give the impression of a number of graceful butterflies hovering over the plants. These hybrids can be obtained by ordering plants or by growing them from seed.

There are a number of good, new, hardy asters. One of the best of the New England type is Lil Fardel. It is a clear, rich pink, uncommon in hardy asters.

Every garden lover should introduce at least one new variety of perennials into the garden every year. Prof. Longenecker who is instructor in Landscape Design, at the Wisconsin College of Agriculture, here gives some good varieties suitable to Wisconsin gardens.

It has larger flowers than Ayecroft Pink and they are a better pink. They both will grow in any good garden soil and attain the height of about four or five feet. They are good fall accent in the garden, at the back of the border, or among the shrubbery.

The Peachleaf Bellflower, "Telham Beauty", is a very good new sort. The leaves are of better substance and are a glossier green than the type. The flower is a large single rich blue bell and is very good for cutting. There is also a variety with white flowers.

New Delphiniums

There are a large number of good new delphiniums, but perhaps the most outstanding is the New Hollyhock or Wrexham strain. The flower stalks are much larger and taller than any other strain. It grows well over six feet in height and the individual florets are sometimes more than an inch across. Sometimes they are double and sometimes single. They come in various soft colors and shades.



The flower border brings happiness to all members of the family Cut—Courtesy of Wisconsin College of Ag.

Nearly all of us know the Rock cress Arabis alpine, a very good little plant which blooms early. There is a double form fl. Pl that is even more attractive

despite the fact that single flowers as a rule have more charm and grace than double ones.

A flower that is not really of recent introduction but one that is gaining just favor in the garden is Leopards Bane or Doronicum. It has single daisy-like yellow flowers. It blossoms in the spring when good, yellow flowers are fairly scarce.

The Gaillardia or Blanket Flower is common in our gardens. This flower has a new cousin that is much superior and in time will be equally, if not more, popular. It is Gaillardia portola. It grows two and one half to three feet in height, which is somewhat larger than the ordinary type. It has very good foliage and its flowers are a brilliant coppery scarlet, each petal being well margined with golden yellow.

Poppies in New Colors

The oriental poppy is often thought to be so gaudy that it is practically impossible to plant it near other flowers without getting an undesirable clash of colors, but this is no more true with the advent of a number of new varieties ranging in color from soft salmon pinks and delicate shades of apricot to even some that are of purest white.

Although there are a number of good new Phlox, of all those I have seen, I like Mrs. Milly Van Hoboken the best. It is a clear, soft pink without an eye and the flowers are of excellent size.

The two best moss pinks, or Phlox subulata, for the rock garden are G. F. Wilson, a soft lavender and Vivid, a bright rose. Both of these are great improvements over the old kinds.

"Bristol Fairy" is a new Gypsophila or Baby's Breath that is much better than the old double form. They both have double white flowers, but those of Bristol Fairy are much larger.

Crimson Beauty is a striking new Helenium. It has bronze-carmine flowers and grows only about two feet high, thus being a very good addition to the garden and border.

Brizoides and Sanglant are two very good coral bells or Heucheras. Brizoides is not especially new, but it is one of the best pinks. Sanglant is a bright red and is very good. Both can be used to advantage in the rock garden or border.

The Trollius or Globe Flower is becoming better known all the while and if you are going to try any of them, be sure to get some of the new European Hybrids.

Jersey Gem is a new Tufted Pansy or viola that has taken the country by storm. It has an abundance of pure violet flowers. It is not always perfectly hardy, but it is well worth while even if it may have to be planted every year.



Cut—Courtesy Wisconsin College of Agriculture

DAHLIA BULBS

1 bulb each of the following: Cigarette, Kitty Dunlap, Rosa Nell, Mrs. I. De Ver Warner, Washington City, Judge Marean, Pride of California, D. M. Moore.

The above collection prepaid for $4.

Mixed gladiolus bulbs prepaid for $1 per 100. Cash with order please. Spring delivery.

Catalog of gladiolus, dahlias and perennials free.

COLUMBIA GARDENS
Cedarburg, Wis.

The Life History of the White Grub



White Grub. Enlarged.

THE cuts shown here were taken from circular No. 12 of the State Department of Agriculture and Markets. This circular gives the life history and control of this pest in detail. It may be obtained by writing Mr. E. L. Chambers, State Entomologist, State Capitol Annex, Madison, Wis.

The cut shown below gives in detail the different stages of the development of the white grub, from egg to adult May beetle.



May Beetle, the adult stage of the White Grub. Enlarged.

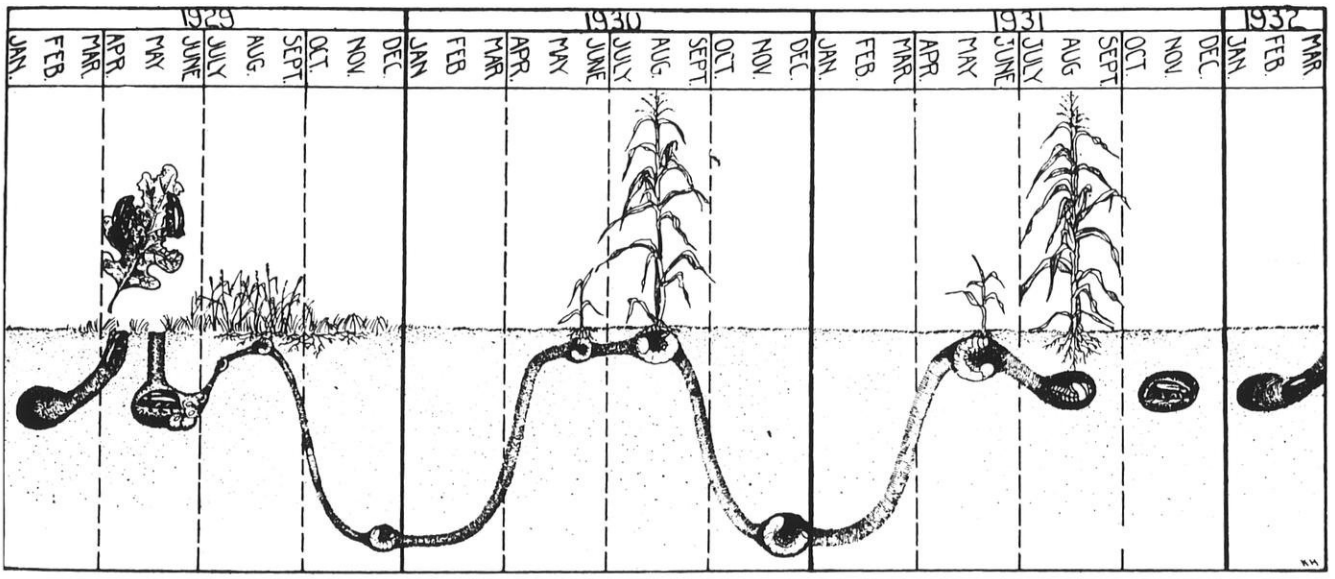

Map showing the three-year life cycle of White Grubs. The many May Beetles of 1929 laid eggs which hatched into Grubs. These will be injurious in 1930 and will develop into Beetles which will appear again in 1932.

LAWNITIS

(Written by a man suffering from the last stages of infestation of the lawn.)

I'm the dandelion demon,
The dock-digging dunce.
My plantain-pulling passions
Have bereft me more than once;
But I keep on pulling plantain,
Digging dandelion and dock
Early every summer morning
Sometimes four or five o'clock.

I am always up-an'-at-'em
Every minute I can spare,
But they thrive on persecution
I affirm—yes, I CAN SWEAR!
I have sprayed with soda chlorate,
I have fertilized the grass,
I have met oncoming legions
With the cry "They shall not pass!"

Seven lives of cats and kittens!
They're as grass before the blade
When compared with *rumex crispus*
That defies my spud and spade.
By the shades of hosts departed
That from time and place have gone
I declare that foes immortal
Have possession of my lawn.

ERWIN M. TIFFANY,
Madison.

"What is a pedestrian, Daddy?"

"It is a person with a wife, daughter, two sons and a car."

Husband: "If a man steals—no matter what—he will live to regret it."

Wife (sweetly): "You used to steal kisses from me before we were married."

H.: "Well, you heard what I said."

EDITORIALS



Around the State

THE editor had the pleasure of speaking before a number of Wisconsin Garden Clubs during the month of April and was especially impressed by the interest and good attendance at the meetings. The garden club movement in Wisconsin is growing rapidly and the interest of the members assures the future of this type of organization.

In traveling thru the State we hope to call on many of our horticultural friends. We should all get better acquainted, and to this end we will mention briefly those we meet.

One of the busiest men we met on our trip during April was Mr. Clyde Terrell of Terrell's Aquatic Gardens at Oshkosh. Mr. Terrell was packing and shipping large quantities of aquatic plants, roots and bulbs. Incidentally, he supplied us with a very fine collection for our little garden pool. Those he recommended for the small pool were the Wapato Duck Potato or Arrowhead, the Pickerel Plant, the Bur Reed, different types of water lilies, Water Milfoil, Water Weed or Elodea, and Wild Celery or Tape Grass.

Garden clubs who are interested in aquatic plants might find it interesting to have Mr. Terrell speak at one of their meetings or arrange a tour in which he can show them these plants in their native habitat.

Mr. Walter Miller of Sun Prairie was getting ready to plant his gladiolus bulbs the latter part of April. In addition to growing many varieties of gladiolus, Mr. Miller has a very fine selection of peonies and iris. He has a special exhibition house on his grounds where his flowers may be seen in bloom during the summer.

Mr. H. C. Christensen of Oshkosh was found very busy at work when we called on him the third week in April, packing and shipping regal lily bulbs of which he grows a great many for both the wholesale and retail trade. Mr. Christensen, a member of our Executive Committee, is branching out in his truck farming operations and is growing perennials and bulbs as well.

W. A. Sisson of Rosendale was found as busy as ever when we stopped at his place on April 14th. His tulips, iris and peonies gave promise of a splendid crop and he had his basement full of gladiolus bulbs.

A large crowd attended the meeting of the Rosendale Men's Club at which the editor and Mr. W. McNeel of the Boys' and Girls' Club Department were the speakers. The club entertained the high school basketball team of Rosendale which lost only one game this past season and that to Neenah, the State Champion.

Mr. Edw. Gardner of De Pere was busy preparing nursery stock for shipment and for planting in local landscape projects. Mr. Gardner is one of the leading nurserymen in the Fox River Valley, doing many of the important landscape projects from Green Bay to Neenah and Menasha. He had a very nice supply of evergreens as well as perennials and shrubs.

Our president, Mr. C. J. Telfer of Green Bay, was found busy at work planting trees in the 250 acre orchard of the Larsen Canning Company of which he is manager. This orchard had an unusually large crop last year and prospects look good for this year. Mr. Telfer accompanied us to Sturgeon Bay where we had a meeting of the Board of Managers of the Society, including Mr. M. B. Goff, our vice-president. Mr. Goff has been spending a great deal of time this spring on the expansion of the interests of the Door County Fruit Growers Union. Several canning plants have been purchased in Michigan with the aid of a large loan by the Federal Farm Board.

Mr. Goff stated that the weather conditions have been quite favorable for the cherry crop this past winter, there being only slight bud injury to the early Richmonds.

Mr. W. A. Toole of Baraboo has donated labor and plants to the value of $500 to the city of Baraboo for a municipal rock garden. The rock garden has already been started at the railroad viaduct on highway 12 in the southern part of the city and will greatly improve that section.

The McKay Nursery Company has extended an invitation to the public to visit their plant at Waterloo where they have 200 acres of nursery stock, storage warehouses and a shipping plant. Waterloo is on highway 19 between Madison and Milwaukee.

Mr. W. G. McKay is president of the company, W. E. Walker is vice-president, W. H. Gorman is secretary, and J. M. McKay and W. H. Spohn are directors.

Mr. Huron H. Smith, one of our editors, in addition to his many other activities and duties, is the president of the Milwaukee Kiwanis Club. At a meeting early in April the club had as its guests of honor 125 Milwaukee County farmers.

The committee was organized four years ago to bring about better relations between club and the farmers. At that time it was found that 90% of the members of the Kiwanis Club were born on farms.

Mr. J. T. Fitchett of Janesville, Wisconsin's most enthusiastic dahlia grower, had growing in his small green house several hundred dahlia cuttings of different varieties for early bloom when we called on him the latter part of April. Mr. Fitchett is planning an outdoor dahlia bed on the grounds of the Illinois State Fair for this coming fall. He was offered the opportunity of preparing this bed as a display space without charge.

Mr. Fitchett stated that the slump in the stock market affected many lines including his own. While business has been good this past season, several large orders were cancelled following the crash.

Mr. Frank M. Edwards of Milwaukee, landscape architect, has been conducting a series of garden meetings in cooperation with the Milwaukee Journal, in the Journal Building, every evening for several months. Mr. Edwards has donated his services in this work in the interest of more garden knowledge among the amateurs.

Mr. H. M. Knipfel, one of the State Commissioners of Agriculture and Markets, in a talk over the Milwaukee Journal Radio station, WTMJ recently, made the statement: "Work is actively proceeding in the cooperative marketing of many Wisconsin farm products. One of the first successful efforts of the division of cooperative marketing in bringing about large-scale cooperative marketing was the merger between the Door County Fruit Grower's Union and the Michigan Cherry Growers. This merger gives the fruit growers union control of about 45 per cent of the cherries grown in the United States. The cherry growers of New York are interested in this association and may also join it."

Mr. A. M. TenEyck operates a large fruit farm near Brodhead, Wisconsin, on highway 20. Mr. TenEyck graduated from the University of Wisconsin and later served in the colleges of Iowa and Kansas. The farm consists of 15 acres of apple trees with some Montmorency cherries between the rows. The farm consists of 200 acres. In addition to orchards there is considerable acreage given to berries and truck garden products. 7 acres of raspberries, 2 acres of strawberries, and 2 acres of blackberries in addition to melons and garden vegetables are grown.

THERE was considerable activity at the White Elm Nursery at Hartland, the latter part of April, this being the busy season for nurserymen. Anyone driving out of Milwaukee on highway 19 should be sure to stop and inspect the very beautiful grounds and especially the rock garden which was built last year by the White Elm Nursery. The rock garden borders on the highway and anyone interested in rock garden plants and design will find it profitable to inspect this garden.

A number of different species of evergreens and shrubs may be seen in proper location for beautifying the grounds.

Mr. Willard Dustrude, in charge of propagation and an expert on variety names, is always glad to have visitors call.

Mr. E. H. Niles, president of the company, invites anyone interested to inspect the nursery.

"I AM not distressed that rockeries, as commonly built, are not works of art", writes Alfred C. Hottes, editor of Better Homes and Gardens in his very interesting department "Along the Garden Path".

He continues: "They are like songs, the expressions of persons. Songs are sometimes sung with artistry, oftentimes not, yet they are expressions."

How much more pleasant it would be if more people would sing. It would indicate they are happy, and that is more or less contagious.

If more of us would build gardens there would also be more happiness. We fear one of the reasons many do not start is because they are afraid their first attempt will not be perfect. What if it isn't—the second attempt will be better, and they will have the fun of doing the work.

We would suggest amateurs keep the ultra-artistic out of their gardens during their first attempt. In this rather practical world in which we are living those possessed of an artistic temperament are not always the most happy. They find too much to distress them.

Let us therefore encourage the attempts of beginners and help them with constructive suggestions.

About the Home and Garden

MRS. C. E. STRONG, Editor, 897-80th Ave., West Allis

ABOUT THE HOME AND GARDEN

Children are simple, loving, true,
'Tis Heaven that made them so,
And would you teach them, be so too,
And stoop to what they know.

Begin with simple lessons, things,
On which they love to look,
Flowers, pebbles, insects, birds on wings,
These are God's spelling-book.

And children know His a, b. c,
As bees, where flowers set,
Wouldst thou a skilful teacher be
Learn then this alphabet.

—Anonymous.

WHY THE FLOWER SHOW?

WHY the Flower Show? What is the reason for this interest in a Flower Show—perhaps I should have said, this unusual interest.

There have been Flower Shows in the past, many of them. But the Flower Show of to-day is different. True there are flowers in vases, in baskets, wonderful specimens, but the show itself is not only of cut flowers, no indeed, it is the gardens, real gardens, artistically laid out, that form the interesting feature.

The amateur gardener of to-day is not satisfied with filling a plot of ground with bulbs, tubers, a few hardy roots and annual seeds and pronouncing it a garden. A garden needs study and planning, be it large or small.

The Flower Show is giving help along this line, showing just how even the smallest spot can be as effective and beautiful as the large garden. The average city lot is a problem to many a would-be gardener. The appeal of the "out door living room" has come to them, but in the small space alloted there seems to be room for nothing but the coal man and delivery



boy, the garage, baby's sand pile and the clothes posts.

Tiny miniature plots at the Flower Show however, are showing that with careful planning all these things can be taken care of and still have space for the longed for out door room with its soft green carpet and side walls, its bits of vivid or delicate coloring, a place to rest and be happy, some times there is even room for a tiny pool with a lily, some gold fish and a wise looking little frog sitting on the biggest lily leaf. How the children enjoy this, what a surprise if some morning they see a big fat toad sitting near the edge of the pool busily engaged in catching flies or the green aphis on plants, even the little green snakes will prove to be harmless friends if watched, their diet bugs and more of the aphis.

More and more the garden will become a quiet spot where lessons will be learned from Mother Nature.

There is even a bit of room in some of these tiny plots for a cutting garden, where flowers may be grown for table decorations. Table decorations are quite prominent at the Show, for flowers are getting to be quite as necessary as dainty china and silver in the proper table setting. It is not necessary to have the table banked with flowers, quite the contrary. Even tho flowers are expensive at times, we may still beautify our tables—have a Rose with our coffee and toast, or Daffodils with the luncheon salad. An expert on table decoration said "You may have a beautiful and tasteful table with inexpensive dishes and linens—the commonest of flowers, if you but give thought and care to arrangement."

Why is a Flower Show? Just follow the crowd and listen. There will be no doubts at the end of the day. Every year there are more people becoming intelligently interested in the art of gardening. They are realizing that there is an art in effective designing that multiplies a garden's charm, that with forethought even the humblest door yard may equal that of the costliest residence. So they meet together in groups, where they talk and study. They visit other gardens, especially, they go to the flower shows, because there the nurseryman and the landscape gardener try to give them the very best in ideas, knowing that payment is coming in better orders. I say better orders, because those giving the orders have an understanding of what they are asking, both from the nursery man or the landscape gardener.

There are many people who are enthralled by the fragrance and form of masses of flowers, they know but very little about growing them. When they plan a garden they think of all the flowers they like, crocus, daffodils and tulips, a few narcissus and hyacinths, columbines, lilies of the valley, stocks, snapdragons, calendulas, lupines, foxgloves, canterbury bells, iris, peonies, phlox and lilies, and of



The Attractive Bulb Garden of Mr. and Mrs. E. L. Roloff, Mendota Beach, near Madison, Wis. The Roloffs share the beauty of their garden with many visitors.

course some roses, dahlias and glads. The Flower Shows of a few years ago, fostered a love for all these flowers, but gave no help on how these same flowers could be artistically grown in a garden, especially in a small garden.

A Flower Show is a lovely thing, no matter what kind it is, but when it is helpful as well as beautiful, why, it's just about perfect. Aren't you glad we are going to have a Flower Show in June?

STATE GLADIOLUS SHOW AT MADISON

THE Wisconsin Gladiolus Society voted at a recent meeting to hold the first annual state gladiolus show at the Loraine Hotel, Madison, August 15–16–17. The Loraine Hotel, at which the State Garden and Flower Show was held in 1929, will furnish an ideal setting for the State Gladiolus show.

The show will, no doubt, contain a great many exhibits and will attract visitors from all parts of the state.

He: You watch the sign boards for the name of the town we're coming to.

She: It must be Hot Dog.

THE CLEVELAND SHOW

WE RECEIVED the following interesting letter from Mr. Louis R. Potter of Milwaukee early in April:

"Have been in Cleveland several days on business and while here had the pleasure to see the Cleveland Flower Show. This show surpasses any show I have ever seen, which includes several National shows. It is one surprise after another. Things are exhibited as they grow outdoors as well as what is generally shown at shows. The old English gardens, the various rock gardens, water pools, rose borders and rose gardens, not to mention hundreds of things just as good were so enticing that I had much difficulty in getting away from them."

Delphiniums
Peonies **Iris**

Potted annuals for your garden ready for delivery May 1st.

Write for prices and reservations, wholesale and retail.

COOPER PEONY GARDENS
Box 471 **Kenosha, Wis.**

RAISING TOMATOES IN THE CITY GARDEN

JOHN WOOLF
Stoughton, Wis.

I EMPLOY two methods of raising my tomatoes in a garden where space is limited.

By the first method, I plant my tomatoes three feet apart on the twentieth of May. When the plants are about one foot high I use two rows of stakes one on each side of the plant and a foot apart. I cross each row with three long strips which run the full length of the row. This forms a trellis which holds the plants up from the ground. On August twentieth I cut the top from each plant. They grow to the height of about four feet. This method keeps the tomatoes up on the sunlight and ensures them against mud and rot.

Using the second method, I plant my tomatoes three feet apart. When they are about one foot high I back each plant with a tall stake; to which I tie two stems. I pinch off all others and keep them pinched off as they grow. I have fewer tomatoes on these stakes, but they are much larger and of excellent quality. The plants will run up to a height of eight feet.

I always plant the Earlian tomato, and use plant food for fertilizer.

LESS FRUIT IN STORAGE THIS YEAR

THE cold storage holdings of fruits in the United States seems to be considerably less this year than last year. There were about 300 thousand barrels more in storage on February 1st, 1929 than on February 1st this year. There are now a million barrels less than the five year average. There were 2 million boxes less in storage on February 1st this year than last year while the supply of bushel baskets of apples in storage was somewhat higher this year than a year ago.

STATE GARDEN CLUB FEDERATION NEWS

Federation Aims: To stimulate and help garden clubs throughout the state; to develop interest in and broaden the knowledge of gardening; to aid in the protection of trees, plants and birds, and promote civic beautifications.

The Duty of Club Officers

UPON the shoulders of club officers naturally falls the burden of making the club programs and meetings a success.

The editor has attended during the past few months, meetings of almost every garden club in the state. He found the large majority of meetings very well conducted. One meeting in particular will stand out in our memory with considerable pleasure. Three officers of the club took us to an informal luncheon. We were then taken to the place of meeting and introduced to many of the garden club members.

The president of the club with a few well chosen words opened the meeting and introduced the speaker so that everyone felt perfectly at ease and in a receptive mood.

A few days later a very nice letter was received expressing the appreciation of the members and the president in particular for the talk given. We can't help but feel that such a club will meet with success.

Only one club meeting will we remember with regret. We had had correspondence with the officers of the club but did not know them personally. About fifteen minutes before the opening of the meeting people began to file into the room and take seats. No one spoke to us tho we were busy arranging lantern and curtain with the assistance of the janitor. The time for the meeting came and no one appeared who seemed to have charge of the meeting. Upon inquiry we found that the president of the club was in the audience. She suggested that since it was about time to open the meeting the speaker go ahead.

Place yourself in this position! A total stranger having to introduce yourself to an audience. Frankly, we will say it takes the "heart" out of the speaker and the meeting cannot be as successful as the one described first.

It is the duty of the officers of the club to so conduct the meeting that everyone will feel at home and at ease. If the president is absent it becomes the duty of the vice-president to do so.

Any person who cannot or will not do this is doing an injustice to himself or herself and the club by accepting an office.

The Book of Shrubs

PROF. ALFRED HOTTES has written a number of very fine books for gardeners but of all of them, "The Book of Shrubs" is perhaps his best. It not only describes cultural methods but has a very fine description of a very large number of the most common shrubs suitable under our conditions. It is amply illustrated. It is published by the A. T. DeLaMare Company, New York City.

Other good books by Prof. Hottes are the "Book of Annuals", "A Little Book of Climbing Plants", "A Little Book of Perennials", "Practical Plant Propagation" and "1001 Garden Questions Answered", all published by the same company.

How Deep Shall We Plant?

THERE has been a great deal said and written about planting nursery stock. Now and then we read an article, supposedly by some authority, telling us to dig a hole 4 feet deep before planting a peony root.

Mr. George Beach, extension horticulturist for the Colorado Agricultural College has written a very common sense article on this subject:

"Important factors in successful planting are good soil, the proper size of hole, depth of planting, and pruning.

The *hole need only be large enough to comfortably accommodate the roots* of the plant. If the hole is very much too large or deep, the plant *may settle* with the soil when watered, until it is considerably deeper than was intended. For instance, a peony properly planted with its 'eyes' about 2 inches deep, may even sink to a depth of 6 or 8 inches when watered if the hole is dug too deep, and in such a case it would fail to bloom.

If the soil is exceptionally poor, better top soil from some other part of the garden should be used for filling around the roots of a plant. Fertilizer at planting time is best used as a top dressing after the roots are covered rather than mixed in the soil around the roots.

Tops of fairly large bushes and most trees should be headed back enough to balance the roots cut off in digging. Tops of perennials should be considerably shortened to enable roots to establish themselves more quickly."

New Projects for Flower Show

A VERY enthusiastic meeting of the officers of all the garden clubs in and surrounding Milwaukee was held at the Milwaukee Public Museum on April 24th for the purpose of discussing details of the State Garden and Flower Show and appointing committees. A complete list of committees was appointed but will not be published until those selected have had an opportunity to accept, as all were not present.

Everyone present felt sure that the show will be a success. From the number of exhibitors which have already been pledged, lack of space in the Auditorium Annex is the most serious problem. The three large rooms which will be used will hardly be sufficient to display all the exhibits to advantage. It will probably be necessary to use the long corridor between the annex and the main Auditorium also.

The Milwaukee Florists Club has requested the large entrance room for an exhibit of flowers. Several nurserymen who exhibited at the Chicago show have requested space. A complete list will be given in the June issue.

Several minor changes were made in the garden club projects. Those present at the meeting felt that a class for Japanese flower arrangement in shadow boxes would be very desirable and it was also decided that a class for evening supper tables, entire cost to be less than $15, would be interesting. Please notice the change in these classes.

Garden Club Projects for Second Annual State Garden and Flower Show

Milwaukee Auditorium
June 19–20–21–22

The following will be the projects for the second annual garden and flower show.

I. Shadow boxes.
II. Table Decorations.
III. Miniature Garden Models.
IV. Little Gardens.
V. Room decoration using flowers and other accessories.
VI. Miniature Home Grounds.
VII. Original Exhibit.
VIII. Garden or Flower Posters.



Each club should appoint committees consisting of one, two, or three members to plan and execute as many as possible of these projects.

Tickets to the show will be 35¢ each in advance from garden club members or 50¢ at the door. The number of tickets stated with the description of each project will again be donated to clubs for each project they put on which may be sold to cover the cost of putting on the exhibit.

Shadow Boxes

There will be three classes of shadow boxes as follows:

Class I. Boxes will be furnished lined in black cloth which may not be altered or covered. Vases, flowers and accessories are to be furnished by the exhibitor. 10 tickets.

Class II. A Japanese arrangement. Interior of box may be changed to suit the exhibitor. 10 tickets.

Class III. The shadow box study or copy of flower painting. Background may be changed. The picture must be pinned below the shadow box. Judging will be based upon adaptability and faithfulness in copying the print. 10 tickets.

Only 24 entries in shadow boxes can be accepted.

Table Decoration

Class A. Sunday evening supper table. Size, 42x84 inches. Set for 6. Total accessories not to exceed $15 in value. Itemized statement to accompany table. No flat silver allowed on any table classes. 10 tickets.

Class B. Special Occasion table. Size, 42x84 inches. Special occasions means such occasions as birthdays, holidays, etc. See article with suggestive list of special occasions in this magazine. Set for 6. No flat silver allowed. No limit in value. 10 tickets.

Class C. Formal Dinner table. Size, 42x84 inches. Set for 8. No limit in value. No flat silver allowed. Fruit, flowers, leaves or vegetables may be used for decoration. 10 tickets.

Note: The garden tea table has been eliminated.

Miniature Models

The size of the model is 15x30 inches representing a home grounds 60x120 feet, scale ¼ inch equals 1 foot.

A model house and board representing lot is furnished by the show management free of charge.

Models must be completed by June 1st in order that they may be ar-

ROCK PLANTS

Achillea Tomentosa
Dianthus Allwoodi Alpinus
Aster Alpinus Dark Beauty
Aster Alpinus Goliath
Campanula Garganica
Campanula Turbinata
Crucianella Stylosa
Calamintha Alpina
Dianthus Arenarious
Dianthus Deltoides, Major Stearns
Erysimum Pulchellum
Primula Frondosa
Primula Cortusoides
Saxifraga Cordifolia
Saxifraga Decipiens
Sempervivum Tectorum
Thalictrum Adiantifolium
Wooly Thyme
Veronica Incana

We have many other varieties of hardy plants not listed here. Come and see them growing in the rock garden. Visitors always welcome.

White Elm Nursery Co.
Hartland, Wis.

ranged in a model park by the Boerner Landscape Company of Milwaukee. Models become the property of the exhibitor.

Judging will be based on the following points:

1. Layout of grounds.
2. Design of garden picture.
3. Credit will be given for scale, good workmanship, general finish, and neatness of model.

10 tickets.

Little Gardens

The size of the garden: A uniform depth of 8 feet will be required. Garden may be 8, 10, or 12 feet long. Soil, rocks, grass, and evergreens for background will be furnished free on request. Flowers, shrubs and special features must be provided by the exhibitor. While advice may be obtained from experts and professionals the actual work of putting up the gardens must be done by club members. 25 tickets.

Room Decoration, Using Flowers and Other Accessories

The exhibitor will furnish a piece of wall board 36x48 inches suitably painted or decorated to represent a section of the wall of a room. This will be mounted by the show management in the exhibition room and before it the exhibitor will place a table, stand or shelf, or some means of holding a vase, bowl or flower container in which they have an arrangement of flowers and plants. Other accessories may be used if desired. The problem is to illustrate the correct use of flowers as an accent to interior decoration.

A piece of fabric to represent a window hanging or a wall hanging may be draped over the wall board if desired. Judging will be based on the following points:

1. Harmony of wall decoration and hanging if used with flowers and container.
2. Composition of entire effect.
3. Originality in taste. 15 tickets.

Miniature Home Grounds

The problem here is to construct in miniature, on a scale of ¼ inch to a foot, your ideal home grounds. Plots should be larger than in the miniature models, or in other words, represent grounds larger than 60x120 feet. For illustration, home grounds of 1 or 1½ acres in extent. This model may be used to plan your home grounds in the future. Nothing will be furnished the exhibitor in these models. Credit will be given for good workmanship, scale and the general finish of the model. 20 tickets.

Original Exhibit

The problem in this exhibit is for the garden club to create something original; some project in home or garden beautification which has not already been listed. Suggestions for this exhibit may be obtained from other garden club exhibits, or from magazine accounts of exhibits held in some of the large shows.

Space for this exhibit must be approved by the management.

Number of tickets depends on type of exhibit.

Garden and Flower Posters

The posters may be made from many types of material. They should be approximately 14x22 inches. Each poster should bear a garden slogan. 5 tickets.

For further information write H. J. Rahmlow, Washington Bldg., Madison, Wis.

AMATEUR FLOWER SHOW CLASSES

For Members of Wisconsin Garden Clubs

RULES

All exhibits must be staged and ready for the judges at 12 M., Friday, June 20.

Except in artistic classes all varieties should be correctly named and labeled (seedlings should be numbered). Any exhibit which includes other than the material specified in the schedule, either more or less, is subject to disqualification.

No exhibitor shall receive more than one premium in any one class. Any prize may be withheld at the discretion of the judges, WHOSE DECISION SHALL BE FINAL.

With the exception of the artistic or garden club project classes, all flowers shall have been grown by the exhibitor.

Remember—Quality and not quantity counts where amounts are not specified.

In collections of different varieties each variety should be in separate container.

Containers will not be furnished for artistic displays.

Small containers will be furnished for all other classes.

Amateurs only may compete for Premiums. Others may exhibit.

Class A—Peonies

1. Vase of 10 blooms, double, one variety, named.
2. Collection of six varieties, double, named, one bloom of each.
3. Vase of three blooms, white, double, named, one variety.
4. Vase of three blooms, light pink or pink and cream, double, named, any one variety.
5. Vase of three blooms, dark pink, double, named, any one variety.
6. Vase of three blooms, red or crimson, double, named, any one variety.
7. Vase of three blooms, Japanese, any variety.
8. Collection of singles, not over 5 varieties, one bloom of each.
9. Best and Largest display of peonies, one stalk each.
10. Best seedling, one bloom.
11. Best display of seedlings, one bloom each.
12. One specimen bloom of Tree Peonies, single or double.
13. Artistic arrangement featuring peonies. Any type of foliage allowed.
14. Novelty arrangement, any container, peonies with other flowers or foliage.
15. Best specimen peony. Separate entry required.

Class B—Roses

1. Most artistic arrangement, any color, Hybrid perpetuals.
2. Most artistic arrangement, any color, Hybrid Tea.
3. Most artistic arrangement, any color, Climbing Roses.
4. Most artistic arrangement, any color, Rugosa.
5. Most artistic bowl of roses, any color.
6. Arrangement any other variety of roses.
7. Best specimen stalk Hybrid perpetuals.
8. Best specimen stalk Hybrid Teas.
9. Best specimen stalk Climbing Roses.

Class C—Perennials

1. Delphinium—Basket or vase, one variety.
2. Delphinium — Basket or vase of mixed varieties.
3. Columbine—Vase of long spurred mixed varieties.
4. Columbine — Artistic bouquets of Columbine in any choice of container with or without other foliage.
5. Lilies—3 stalks of Madonna lilies.
6. Lilies—5 stalks of Lemon lilies.
7. Lilies—Two stalks of any other named variety.
8. Shasta Daisies—Most artistic basket or vase.
9. Pyrethrum—Most artistic basket or vase.
10. Sweet William (Dianthus Barbatus)—Most artistic basket or vase.
11. Any other variety Dianthus—Most artistic basket or vase.
12. Oriental Poppies — Most artistic basket or vase.

13. Lupines—Most artistic basket or vase, one or more varieties.
14. Mixed Bouquet—Most artistic arrangement.
15. Pansies—Bowl of mixed varieties.
16. Digitalis (Foxglove) — Most artistic basket or vase.
17. Violas—Most artistic bowl, one variety.
18. Canterbury Bells (Campanula Medium)—Most artistic basket or vase.
19. Campanula—Most artistic basket or vase, any variety.
20. Astilbes (Herbaceous spirea) — Most artistic basket or vase.
21. Any other variety perennials—Most artistic basket or vase.

Class D—Iris

1. Artistic arrangement featuring iris. Any type of foliage allowed.
2. Collection of 4 different varieties of Iris. Three stalks each.
3. Specimen stalk, best stalk of Iris, any variety.
4. Largest collection of varieties, one stalk each.

DON'T PICK WILD FLOWERS

THE law prohibits the picking of trailing arbutus, lady slippers, and several other flowers. The last Legislature passed a law prohibiting the picking of American Lotus, Trailing Arbutus, any species of lady slippers, or members of the Orchid family, Trilliums or Wake Robins.

Considerable publicity has been given through the press this spring to this new law, which will help to save these fast disappearing flowers.

Violators of the law against picking them in public places are liable to fine or imprisonment.

Prof. Dean, of Kansas, in the American Florist, suggests that mealy bugs on plants may be controlled by dipping the plants for ten seconds in water heated to 125 to 130 degrees Fahrenheit, that is, providing the plant is not too large. The same publication reminds commercial florists that the only reason for the extra buttonhole in a man's coat is to carry a flower.

News of the Garden Clubs

PIERCE COUNTY SOCIETY PLANNING BEAUTIFICATION CONTESTS

Mrs. Alvin Hurtgen, Pres.

The Pierce County Horticultural Society is flourishing this spring. Many new names have been added to our membership and interest has manifested itself in new places. At a meeting at River Falls the evening of March 20 a strong unit was organized and the first meeting for the year of the Pierce County Horticultural Society was held at the Auditorium of the River Falls Teachers College. The evening of April 14 with a good attendance and Profs. Aust and Moore of Madison gave illustrated talks.

We are continuing our Home Beautification Contest on Highway 46 and have begun another on the Range Line road with 21 entries.

12 schools have entered the contest which is to come under two heads. "The Most Beautiful School Grounds" and the "Greatest Improvement in School Grounds", urging the planting of wind breaks, screens for unsightly out buildings and shade trees. At three places within the County beauty spots are being created. At intersection of highways a Ladies' Aid is taking charge of one of them. Two churches are doing plantings. A home beautification project is being taken up by the 4H clubs of the county also.

We expect to use bulbs, perennials, and shrubbery as prizes in this School Grounds Planting contest to be divided up among the children of the winning schools, thereby reaching many homes.

The last issue of Wisconsin Horticulture contained just what we wanted in judging flower shows.

MILWAUKEE HORTICULTURAL SOCIETY MEETING

Miss Mabel Thoms, Sec.

The Milwaukee County Horticultural Society at its March 25th meeting heard Mr. H. J. Rahmlow give a very interesting and instructive illustrated talk on Landscaping the Home Grounds. A short illustrated talk on dahlias followed.

Mr. Rahmlow advised the members just how to go about constructing the miniature gardens for the Garden Federation June flower show and explained the various projects to be exhibited.

100,000 Dahlia Divisions



In Hundreds of Varieties from the Small Pompoms to the Largest Decoratives at Greatly Reduced Prices.

Our planting last year consisted of 13 acres. The crop was exceptionally good. Our dahlia divisions are from strong healthy stock, guaranteed to grow. We carry all of the best, leading varieties.

Write for catalog and special prices.

POLTL BULB FARM

Hartford, Wis. **Dept. W.**

Mrs. Ella Paak read the nature poem given below at the meeting.

THE SEED SHOP

Here in a quiet and a dusty room they lie,
Faded as crumbled stone or shifting sand,
Forlorn as ashes, shriveled, scentless, dry—
Meadows and gardens running thru my hand;

Dead that shall quicken at the call of Spring,
Sleepers to stir beneath June's magic kiss,
Though birds pass over, unremembering,
And no bee seek here roses that were his.

In this brown husk a dale of hawthorn dreams;
A cedar in this narrow cell is thrust
That will drink deeply of a century's streams;
These lilies shall make summer on my dust.

Here in their safe and simple house of death,
Sealed in their shells a million roses leap;
Here I can blow a garden with my breath,
And in my hand a forest lies asleep.

—By Muriel Stuart.

The Green Tree Garden Club of Milwaukee met during April at the home of Mrs. Camp Van Dyke at Fox Point.

Two members of the club were invited by the Garden Club of Illinois to act as judges at the Central States Garden and Flower Show at the Chicago Stadium. Those selected were Mrs. William D. Van Dyke and Mrs. Fitzhugh Scott. They judged table decorations.

The Menasha Garden Club had a large crowd attending their meeting on April 15th. The club is very enthusiastic for garden work and hopes soon to be affiliated with the Garden Club Federation. Secretary H. J. Rahmlow was the speaker, showing colored slides on landscaping the home grounds and dahlias.

The Waupaca Garden Club held a meeting on the afternoon of April 16th. Secretary H. J. Rahmlow was the speaker showing colored slides on landscaping the home grounds and dahlias. The club has several important civic projects before it including the planting of trees on the highway leading to the Veterans Home near the Waupaca chain of lakes and building a municipal rock garden. The club has a good membership and will join the State Garden Club Federation in the near future. The officers of the club are: Mrs. R. L. Holly, president, Mrs. Wm. Ware, Vice-president, Mrs. Wm. Faucar, Secretary-Treasurer.

The Watertown Garden Club elected Mrs. E. E. Fischer as president at their meeting early in April. Mrs. Elza Schempf was elected vice-president and Miss Mary E. Burke, secretary-treasurer, and Miss Stella Hertel chairman of the program committee.

The club is planning considerable civic improvement work and some interesting programs for the summer.

The Superior Garden Club met on April 3rd to hear Mr. John Hauser of Bayfield talk on perennials. Mr. Hauser also spoke before the Northwestern Agricultural Experiment Station at Duluth.

Each club member was allowed to bring guests for this meeting which proved to be very instructive and interesting.

The Madison Garden Club met in the Horticulture Building the second week in April and held one of their very interesting programs. The club has started the plan of having a 35c or 40c supper at 6:30 for each meeting this spring and this has proved quite a drawing card. An unusually large crowd attended the April meeting. It has also been found that many of the members are able to put on very interesting discussions on garden topics.

For the April meeting Mr. Mark Troxell, editor of the American Thresherman, talked on Annuals. He found that the following plants were being used by the majority of members: Zinnias, verbenas, snapdragon, English stock, clarkia, asters, scabiosa and cosmos.

Mr. John Riner of the Madison Central High school gave a talk on "Problems of Plant Propagation". He stated that plants can be propagated by two methods, the use of seeds, and vegetation. The former method, he asserted, would tend to bring about new varieties in the offspring of the parent plants.

The meeting was closed by a reading by Mrs. Fred M. Long.

The Pewaukee Garden Club met on April 24th, Mrs. G. H. Harland, president, presiding. About 100 members and guests were present at the meeting. The club had as visitors, members of the Hartland Garden Club, Delafield Garden Club, Waukesha Garden Club, and Wauwatosa Garden Club.

The meeting was opened with two very pleasing musical numbers by the local Girls' Glee Club, and a reading. Mr. H. J. Rahmlow, secretary of the State Horticultural Society, was the speaker of the evening giving an illustrated talk on Making the Outdoor Living Room and Dahlias.

The Milwaukee Art Institute Garden Club met in the Art Institute on Friday, April 25th, president Mrs. Wm. Bowers, presiding. At a meeting of the Executive Committee of the club preceding the regular meeting it was voted that the club take part in different projects at the State Garden and Flower Show to be held at the Auditorium in June.

The president announced the meetings for the coming months which will be very interesting. Mrs. Hannah Burdick of Milton will talk in May on the subject of Color Harmony in Floral Arrangement.

The program consisted of an illustrated talk on the subject of Rock Gardens and Dahlias given by H. J. Rahmlow, secretary of the State Horticultural Society.

OSHKOSH HORTICULTURAL SOCIETY HEARS ABOUT FLOWER SHOWS

Florence Winchester, Sec.

Reports of the national flower show in Minneapolis, a description of the plant life on the desert, an account of the Women's Garden Club exhibit in Chicago and the Shaw Gardens in St. Louis, made up the varied and entertaining program presented at the April meeting of the Oshkosh Horticultural Society, held at the Museum Monday evening, April 7th. The usual picnic supper with Easter decorations was in charge of Mrs. Albert Brunka. Mrs. Mary Gunz and Mrs. W. H. Rogge were the hostesses for the evening.

Mrs. Clara Jacobs gave an interesting account of the varied forms and colors to be found on the desert, not only in plant life, but in the rock formation also, basing her talk on her visit to Phoenix, Arizona, last year. The desert is not always a desolate waste of sand, for at times it is beautiful with its flowers of vivid colors, most of which are a variety of cacti. Pictures and specimens were exhibited during the talk.

Miss Merle Rasmussen, who has just completed a course in landscaping at Ames, Iowa, described the Shaw Gardens at St. Louis. Here may be found every variety of plant, flower, and tree in the world. There are only two other gardens like it in the world, one being in England and the other in Australia.

Miss Rasmussen also described the Chicago Flower Shows. Garden exhibits were the chief feature, but shadow boxes were also exhibited.

Mr. H. C. Christensen gave an interesting report of the national flower show held in Minneapolis. This was considered one of the most successful national shows ever held. The show was principally of floral exhibits with many bulbs and plants creating a charming effect.

ELKHORN CLUB WILL TAKE PART IN STATE SHOW

Mrs. C. Lee Shaw, Sec.

Our April 4th meeting was very well attended and the spring weather made us all very enthusiastic. We met at the home of our president, Mrs. Ed. Hicks. Members answered roll call by a hint, suggestion, or poem. Mrs. H. D. L. Adkins was unable to be with us and give her rock garden experiences.

Miss Sarah Francis read from the April issue of House and Garden about a beautiful rock garden. Mrs. Chas. Jahr gave us a very helpful talk on "Planning the Garden". She told us how to choose and have color harmony in the garden.

Miss Sarah Francis and Mrs. Chas. Jahr are to have charge of the shadow box. Mrs. H. D. L. Adkins, Mrs. Robt. Alder and Miss Myrtle Misher are to make a miniature garden model for the State Garden and Flower Show.

Several members attended the Illinois State Flower Show at the Stadium. I think it one of the most marvelous shows I ever attended.

SUM-MER-DEL CLUB PLANS FLOWER SHOW

Sume-Mer-Del Garden Club met at the home of Mrs. H. H. Holt of Delafield Mar. 28, and the members present reported a most enjoyable as well as instructive session.

This is the season when garden clubs, in company with baseball clubs and railway time tables, yawn, roll over, and take a new interest in life in general. This club is no exception and many events of interest are planned for the coming spring and summer.

The Reverend Mr. Hartwig discussed soils and new methods of seed propagation. He made the point that one of agriculture's chief handicaps for ages has been its reductance to enlist the aid of science in curing its ills. Science can teach the gardener and the farmer much, if they will only listen.

Another paper was read by Mrs. Charles Smythe on the subject of growing and fertilizing the delphinium.

Following the presentation of these papers, a general discussion on the subject of National Garden Week was held, led by Miss M. Lowerre, Civic Chairman. The Sum-Mer-Del Club has taken active steps to encourage gardening among the children of the various communities, and offers seeds and bulbs to the junior gardeners gratis. A prize for the best child's garden in one community has also been made available by one of the members of the organization.

Preliminary plans for the annual garden show were presented by Miss Moore, Exhibit Chairman. The club is planning to hold the show earlier this year, namely in June, when perennials, flowering shrubs and wild flowers will be in full bloom and will thus dominate the show. The exhibit will be held at the home and in the garden of Mrs. Nixon of Hartland.

JEFFERSON GARDEN CLUB

Esther Friedl, Sec.

The Jefferson Garden Club has had some very interesting meetings recently.

At the regular March meeting Miss Janet Bird was the able leader for the evening. Her subject was "Garden pests; kinds, cures and preventions". On March 20th the club was the guest of the Fort Atkinson Garden Club. At this joint meeting Mr. Rahmlow gave an illuminating talk on "Landscape Gardening" amply illustrated by slides.

"Grafting" was the subject for April and the club was very fortunate in having Mr. J. M. Coyner of the University of Wisconsin take charge of the meeting. Mr. Coyner, with the assistance of Mr. W. E. Leonard of Fort Atkinson gave a most elucidating talk and practical demonstration on grafting—a subject new to most of the club. Each member was given a graft to take home to plant and watch developments.

KENOSHA SOCIETY TO HOLD FLOWER SHOW

Vincent Frantal, Sec.

The Kenosha Horticultural Society met on the evening of April 15th. In spite of the rain, about 25 members were present. Miss Findlay sang a number of selections after which Vincent Frantal led a discussion on dahlias and perennials.

A committee consisting of Mr. Ben Robinson, Mrs. Chas. Ambelang, and Mr. Oscar Hoefer was elected to arrange a spring flower show exclusively for members and their friends. A number of members exchanged plants. One of the beautiful plants on display was a Dicentra Spectablis (Bleeding Heart) forced into bloom in a cold frame by one of the members.

The meeting was adjourned with the anticipation of some very enjoyable programs for the coming months.

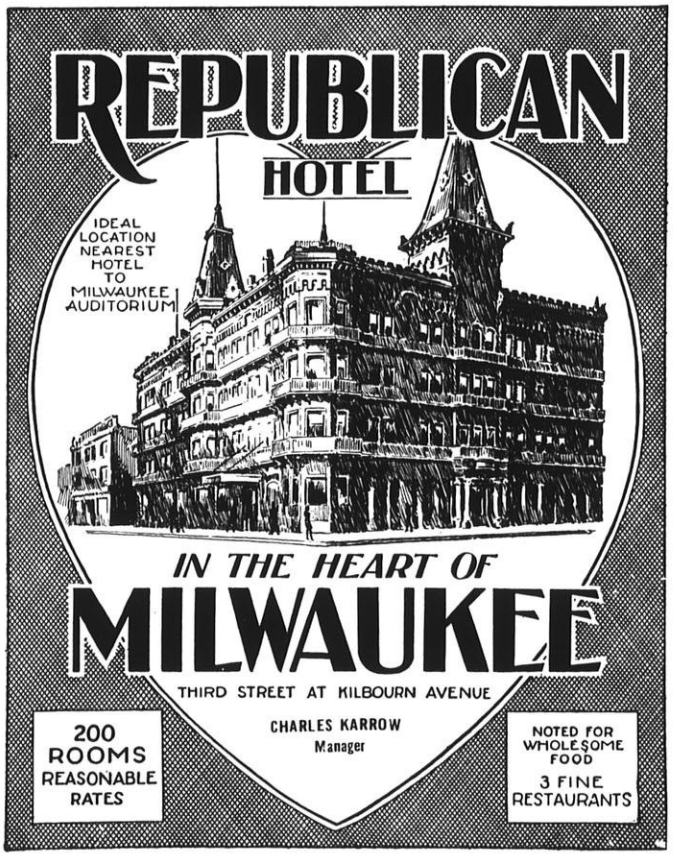

The National Garden Club Council Meeting

MRS. A. W. SPERBER

JUST a little news about the meeting of the National Council of State Garden Club Federations which was held the 8th and 9th of April in Chicago with headquarters at the Palmer House. The Garden Club of Illinois invited the National Council to hold its meeting at this time in Chicago, so all delegates would have the opportunity of visiting the Central States Garden and Flower which was held at the Chicago Stadium.

Tuesday morning, April 8th, was taken up by registration and a meeting of the Executive Committee which consisted of all officers of the National Council and the Presidents of all State Federations affiliated. At noon a buffet luncheon was served. It really was a get acquainted luncheon, for while our badges had our names on them, we all were anxious to know where the other delegate was from.

The afternoon was taken up by visiting the Flower Show at the Chicago Stadium. It was a gorgeous and beautiful show and the Garden Club of Illinois is certainly to be congratulated. Space does not permit me to go in detail but there were Big Gardens, Little Gardens, Japanese Shadow Boxes and Shadow Boxes that were copies of pictures. Tables of all kinds and descriptions, Dinner, Luncheon, Sunday evening Supper, Special Occasion. Living room Flower arrangement, Miniature Gardens, Porches showing furnishings and plantings, and Gates showing pathway and planting beyond. Then there was the Junior and School competition which consisted of Bird houses, Conservation posters and Little Gardens. At four o'clock a very delightful tea was served which was very refreshing after walking as it seemed for miles and miles.

Our time was our own until 7:30 o'clock when dinner was served at the Palmer House. Mr. Scheepers of New York who had a beautiful display Garden at the Stadium called "An Italian Sunken Spring Garden" was the guest of honor and gave a short talk. Mrs. Dunham of Illinois gave a splendid lecture on "Prairie Flowers" which really was a History of the State of Illinois from the time of the first settlers until the present time.

The business meeting was held Wednesday morning, April 9th. It was voted on and passed at this meeting, that the National Council of State Garden Club Federations incorporate under the laws of the State of New York. By incorporating the name of the National Council is protected and life members allowed. A letter was read which is to be sent to President Hoover to have investigated, Protection against insect and plant diseases in the gardens. There was also protest against discontinuing the home of George Washington at Mount Vernon and the use of the Potomac River for commercial purposes.

Delegates from the following states gave reports which were very interesting: Connecticut, Illinois, Massachusetts, Iowa, Wisconsin, Pennsylvania, West Virginia, Rhode Island, New Jersey, New York, Ohio, Oregon, Maryland, Maine, Tennessee, Texas and reports were read from Florida and Washington, D. C. It was very inspiring and astounding to hear the work that has been accomplished all over the country by the Garden Clubs. Invitations for the next National Council meeting were extended by Oregon and Tennessee. The invitation from Tennessee was accepted, to be held in the city of Chattanooga. Oregon asked the National Council to consider their invitation for 1932.

Luncheon was held at the Palmer House where Mr. Scheepers again spoke. Miss Fae Huttenlocher spoke on the Junior work carried on by Better Homes and Gardens.

Mrs. King, an author of numerous Garden Books, gave a short talk. She suggested that the Garden Clubs devote more time to making better and more gardens and only devote about one-fourth of the time to things outside of the garden, such as civic undertakings. We should try to have better design in the garden and a higher form of Horticulture. The smaller the garden the greater the achievement. Mrs. King suggested three books that would be an aid to gardeners.

Introduction to the Study of Landscape Design by Hubbard and Kimball.

Design in the Little Garden by Fletcher Steele.

Garden Design by Madeline Agar.

Mrs. King suggested propagating and hybridizing as very interesting work and also asked us not to use the diminuative of Flower names such as "Glads" and "Mums".

After the luncheon, tours were suggested to the Conservatory, Aquarium, Field's Museum or the Flower Show. Goodbys were said and each and every one that attended went home inspired to do better and bigger things in the Garden, and Garden Clubs.

A vote of thanks is to be tendered to the Garden Club of Illinois for its wonderful hospitality and entertainment given the National Council while in Chicago.

The Chicago Flower Show

CHICAGO had two garden and flower shows during March and April, both of them very good.

The Sherman Hotel show was held the first week in April, while the Stadium show was during the second week. The crowds at both shows were large and we understand that they were both successful financially.

At the Sherman Hotel, Chicago florists, nurserymen, landscape architects and the Chicago Woman's Club took part. The exhibit of special interest to amateurs was a model suburb constructed of the miniature gardens made by the members of the Woman's Club. It was called Fowler Park.

A modern residential unit was designed by Jacob L. Krane, Jr., and Fletcher Seymour. It contained a business corner for the residents of the suburb, children's playgrounds and parks. It was an unusually interesting exhibit.

It was staged on a large table in the center of the room and attracted the attention of large crowds of people.

There were no little gardens at this show and instead of the individual shadow boxes there was one large box about 20 feet long on which arrangements of flowers were exhibited on two shelves. We felt this lacked the interest of the individual shadow box.

The commercial gardens and the florists' exhibits were unusually good.

The Stadium Show

The Stadium show attracted our attention on account of its new, interesting and educational features. The entire Stadium, an unusually large building, was filled. One was continually seeing something new, something of unusual interest.

The gardens put on by nurserymen were magnificent and there were some very beautiful flowers on display by florists.

The Illinois garden clubs are to be congratulated upon their wonderful educational exhibits in all the garden club projects.

The little gardens, porch arrangements, and garden gate exhibits were not only beautiful but instructive. Any amateur could find here, suggestions for beautifying his own home grounds. A show staged at this time of year, early April, is very expensive. Consequently it was necessary to sell considerable commercial space which in some respects detracts from the beauty of a flower show.

If potato peelers, sewing machines, and perfumes could be eliminated from a show it would improve its beauty. However, the financial side must be considered to make shows possible.

Mr. John A. Servas, managing director of the Stadium



It pays to play safe

You're working now for a profitable crop at harvest time

You know that "Orchard Brand" is a guarantee of standard quality. You know that this Company's responsibility is back of "Orchard Brand" Products. You know that an "Orchard Brand" application is as potent a control as you can command.

You cannot afford to risk the quality and profit in next fall's harvest for a fraction-of-a-cent a pound difference in cost of materials. It pays to stick to "Orchard Brand."

You'll like the spray calendar in our "Cash Crops." Ask us to send your copy.

Use "Orchard Brand"
Lime Sulphur Solution
Oil Emulsion — Calcium Arsenate
Bordeaux Mixture — Arsenite of Zinc
Arsenate of Lead — Dritomic Sulphur
Sulphur Dusts
(with and without Arsenicals)

GENERAL CHEMICAL COMPANY
40 Rector Street, New York
St. Louis Los Angeles San Francisco
G C I-72



ORCHARD BRAND
REG. U.S. PAT. OFF.
SPRAY & DUST MATERIALS

ORCHARD BRAND SPRAY and DUST MATERIALS

show, is to be complimented upon the success of the undertaking. The garden clubs of Illinois deserve a great deal of credit for the wonderful exhibits they put on.

Special Occasion Tables

At the Chicago Stadium flower show we were especially attracted by special occasion tables because of their interest and the features they represented. As a suggestion to our members we are giving some of the titles of the tables in this class, as there will be a similar class at the Wisconsin show at the Milwaukee Auditorium June 20–22.

Garden Club Luncheon Table.
Center—Watering pot with Jonquils and Ferns. Pot of violets at each place.

Girl's Birthday Party.
Cover—Green theatrical gauze with pink and yellow flowers, pink glassware, green oblong bowl, pink sweet peas, yellow tulips, and blue lace flower.

Golf Bridge.
Black oil cloth cover, colored border of bias tapes, yellow napkins, green and amber glassware. Yellow calendulas and lavender snapdragons in green bowl.

Announcement Dinner.

Bridal Dinner.

Their First Breakfast.

Golden Wedding, yellow roses.

Child's Birthday.

Golf Champs Dinner.

Dickens Table.

Easter—two white bowls, Easter lilies, two white bunnies, white lace china, white goblets, lavender linen cloth and napkins, 1st prize.

Grandmother's Easter.

Her Last Maiden Breakfast.

Valentine Party.

Tin Wedding.

Bon Voyage—statue of Liberty on corner, center—amber bowl fixed like ship, tulle sails, sweet peas and narcissus poeticus and ferns on mirror, four smaller ships, nut baskets, pink portmantoes. Green linen cloth, Wedgewood China, rose glassware.

May-Day, green rayon cover, Maypole, 12 figures.

How to Control Ants in the Lawn

E. L. CHAMBERS

ANTS are frequently injurious or annoying in flower gardens and about the lawn. Often they damage the lawn by their nests in the building of which large quantities of soil are sometimes thrown up to form mounds. Sometimes they damage plants by nesting about the roots and by their galleries opening up passages of decay into the interior of sound parts, causing the death of the plant. They are frequently injurious through their habit of colonizing and protecting plant lice. Ants feed upon honeydew and are thus attracted by these aphids which secrete large quantities of this substance. They are likewise attracted by souring sap from wounds in plants and by sweet secretions of certain parts of plants, such as the flower buds of peonies.

In combating ants the first step is to locate their nests. Once found the burrows can be fumigated with either calcium cyanide or carbon disulphide to kill the colony. If the nest cannot be located or access cannot be made to it a poison bait may be used to exterminate them. A convenient way to apply the carbon disulphide is to use a mechanic's spring bottom oil can, pouring about a teaspoonful of the fumigant into the openings from which the ants emerge from their burrows about the lawn. The openings should then be plugged by pressing a handful of soil over the top.

If the burrows are numerous so as to form a mound it is best to make holes into the mound about a foot apart by driving a stake an inch in diameter to a depth of ten or twelve inches. About a quarter of a pint of carbon disulphide should then be poured into each hole and the opening plugged with soil. The entire mound should then be covered with a piece of old carpet or burlap previously soaked in water and left covered for twenty-four hours.

Granulated or powdered calcium cyanide may be used instead of carbon disulphide providing the openings of the ant nests are enlarged, and a teaspoonful used for each burrow. (The openings are used to retain the poisonous fumes which are lighter than air.) Both of these chemicals must be handled with extreme precaution because their fumes are deadly and should not be breathed by anyone.

Poison Baits

Among the poison baits found effective for lawn ants probably the best is made by preparing a sirup by boiling together 4 ounces of sugar and 2½ pints of water, after which add 11 grams of tartar emetic. Another effective bait is prepared by dissolving a half pound of sugar in a pint of water and adding 62 grains of arsenate of soda. This mixture should be boiled and strained. Small pieces of sponge should be saturated with the poison sirup and distributed about the infested places enclosed in tin cans with the covers on perforated with holes so that the ants can come and go, carrying the poison to their nests, and the poison not exposed to the weather and to children and domestic animals since these chemicals are extremely poisonous.

For further information write the State Entomologist, Wisconsin Department of Agriculture, State Capitol Annex, Madison, Wisconsin.

SUM-MER-DEL CLUB HAS INTERESTING MEETING

Mrs. E. F. Chapmann

The Sum-Mer-Del Garden Club met in the home of Mrs. Charles T. Smythe, Delafield, April 25, Mrs. Whiteman acting as chairman of the meeting.

She gave a word of welcome to Mrs. Nixon and Mrs. Salsich, who have returned from the South and to Miss Morris, a new member.

Miss Lowrie gave a talk on "Garden Week".

Several of the members who attended the Flower Shows in Chicago, gave talks on "General Impressions of the Flower Show", "Shadow Boxes" and "Table Decorations".

The Calendar for the month was given by Mrs. Jacques.

On account of our flower show being in June, we have combined the May and June meetings and will meet in May at Mrs. Hitz.

As the slides we expected from the Better Homes & Garden Magazine did not arrive, Miss Moore gave as a substitute, a lecture on tulips and showed lantern slides colored by herself.

Each member had brought plants and seeds for exchange, and quite a little diversion was created when each one, in turn, was blind-folded and led to the "Pool" to select a plant.

VIBURNUMS

THE viburnums are a group of ornamental shrubs and small trees, very few of which are well known in our gardens here in Milwaukee County. Everyone knows the high bush cranberry, Viburnum opulus. with its bright red berries in autumn and winter. The sterile form, Viburnum opulus sterilis or snowball is even better known but few are aware that there are many other species, nearly all of which are well worth growing. Their hardiness, their fine habit and the beauty of their flowers and fruit commend them to the ardent gardener. The variation in color of the fruit makes these shrubs very desirable for autumn effects. Most of the fruits are red or deep blue or black but many of them change from yellow to pink and red and then to black, and as they grow usually in generous clusters, the effect is very fine.

INTERESTING ITEMS FROM NORTH DAKOTA

A. F. YEAGER
Secretary

Frost-proof cabbage plants are simply cabbage plants raised out of doors down South during winter. They are no better than good home grown plants, in fact they are likely to be poorer because poorer seeds are often used in raising them.

Can Spruce be used as a trimmed hedge? We would not recommend it. More than that, a good Spruce tree is too valuable to use for that purpose. Black Hills and Colorado Blue Spruces are both good for this state. The latter is the more beautiful but costs more.

"Horticulture" states that the best way to propagate Oriental Poppies is to make root cuttings in July, using roots ¼ inch in diameter, cutting them into three-inch lengths and planting them with the top exposed in a mixture of three parts sand and two parts soil. Of course, Oriental Poppies can be grown from seed but one cannot be sure of getting plants exactly like the one from which the seed was taken.

Will it pay to soak onion and lettuce seed before planting? I would say not, unless planting is done later than it should be. If planted at the proper time, which is as early as possible, the seed will come up as soon as the weather is right. If late planted, however, soaking would hasten germination and give a quicker start than one would get from planting unsoaked seeds.

The "Flower Grower" reports that an insurance company whose policy excluded bites of insects as a cause of injury for which collection might be made, had to pay a $90.00 claim because the holder of the policy was enough of a naturalist to know that a spider is not an insect.

An article in the American Gardener's Chronicle calls Yucca an aristocrat of the flower world. North Dakota has one of the finest species growing wild on its prairies.

For general planting, the Southport Red Globe onion seems to yield better than other seed varieties. For some reason, Southport Yellow and White Globe produce much less.



Your Garden

What a Pleasure

When it is clean and productive—Beautiful bloom and Luscious fruit—Free from diseases and insects.

What a Nuisance

When it is full of disease and infested with bugs and worms.

No Need of Having Them

Just send $1.50, Check or Post Office Money Order, together with a letter telling what your problem is and we will send you at once a Niagara Dust Gun and a one-pound tin of the proper dust to use for your particular trouble.



Central Wisconsin Seed Company

WAUPACA WISCONSIN

The Growers Market

Advertisements for this department will be accepted from members of this society who produce the articles offered for sale. Rate 2 cents per word, minimum charge 25c per issue. "Adds" of nursery stock and plants will be accepted only from those listed by the State Entomologist as having been inspected. No discounts from these prices.
Copy should reach us by the 20th of the month. Send cash with order.

STRAWBERRY PLANTS

STRAWBERRY PLANTS—Dunlap, Beaver, Premier, Oshkosh. 100 of each, 400 plants, $3.00 postpaid. O. G. Mills, Bayfield, Wis.

IRIS ROOTS—WHOLESALE ONLY

10,000 GOOD STRONG DIVISIONS true Princess Beatrice iris. Guaranteed true to name. In order to move this block this spring we have reduced our wholesale price one-half. Vaughan S. Conway, Baraboo, Wis.

POSITION WANTED

MIDDLE AGED MAN WITH LIFE time farm experience and a graduate of short course, Wisconsin College of Agriculture, wants position as farm manager. Write Wisconsin Horticulture, Washington Building, Madison, Wis.

GARDEN MACHINERY

FOR SALE: Bolens light garden tractor in very good condition at half price. Planet Junior, 3 row seeder attachment and 3 row cultivator at half price. Used two seasons. H. J. Rahmlow, Washington Bldg., Madison, Wis.

WILD FLOWERING PLANTS—EVERgreens — Shrubs. Yellow or White Water Lily, Bird's Foot Violet, Blue Water Iris, Monarda, For-Get-Me-Not, Wintergreen, Cattail, Marsh Marigold, 25c each, $2.50 dozen, $15 hundred. Arrowhead, Water Cress, Vallisneria $1 dozen, $5 hundred. American Arbor-Vitae Evergreen 1 to 1½ foot $1 dozen, $8 hundred. Pussey Willow 6 foot $1, 5 for $3. Water plants and plants that attract birds. Complete list free. TERRELL'S, 1012 W. Blk., Oshkosh, Wisconsin.

STRAWBERRIES

Special: For $1 we will send, postpaid, the following:
12 Everbearing strawberry plants.
25 Beaver strawberry plants.
25 Dunlap strawberry plants.
25 Premier strawberry plants.
Premier, 100 @ 60c 1,000 @ $5
Beaver 100 @ 75c 1,000 @ $6
Warfield and Dunlap
100 @ 50c 1,000 @ $4.50
All plants grown on new land and state inspected. Postage extra.

SUNNY SIDE FRUIT FARM
John E. Jenson, Prop. Warrens, Wis.

KINKADE GARDEN TRACTOR

A Practical, Proven Power Cultivator for Gardeners, Fruit Growers, Truckers, Florists, Nurserymen, Suburbanites, Country Estates and Poultrymen.



New Low Prices—Easy Terms
AMERICAN FARM MACHINE CO.
1085-33rd Ave. S. E. MINNEAPOLIS, MINN.

CAPACITY-PRESSURE

To do a real job of spraying

The grower who does a real job of spraying is the one who makes money on fruits and vegetables in both good years and bad. Weak, puny sprayers will not do. The small sprayer for the small grower must measure up to its task just as fully as the big sprayer for the big grower. And the Hardie does.

There are exclusive patented features of design and construction in the Hardie Sprayer that mean better spraying for less cost. The Hardie pump today is the super-achievement of 30 years of intensive specialization in spray pump building. These priceless features are vividly apparent to the man who will spend a little time studying sprayer specifications. They appeal to the grower who realizes that the capacity, pressure, power and durability of his sprayer determine his profit and the reward of his labor. Get the facts about the Hardie. Made in power and hand models for every orchard and field requirement.

Priced from $5.00 to $1500.

Write for catalog.



Superior Combination Row and Orchard Sprayer—two big machines in one

The Hardie Mfg. Co.
Hudson, Michigan
Portland, Ore. Los Angeles,
Kansas City Petrolia, Ont.



The Hardie Duplex Special Power Sprayer is an engineering achievement of tremendous value to the horticulturist. Here is a low-priced outfit that includes all the refinements of the most up-to-date heavy duty sprayers. We offer it as the biggest sprayer and the biggest value for the price ever offered by any manufacturer.

HARDIE
DEPENDABLE SPRAYERS

TWO DOZEN HARDY PERENNIALS

$3.75 postpaid, spring delivery

Your selection
of 8 varieties listed in our catalog, 3 each variety.

Send for Catalog

Chequamegon Flower Gardens
V. E. BRUBAKER, Proprietor
Washburn, Wis.

PERSONAL Correspondence Paper, 200 Sheets, 100 Envelopes; name or monogram and address: $1.00 post-paid. FREE — Packet Poppy seed from Flanders' Field with each order. Universal Stationers, Desk H, Oshkosh, Wis.

GLADIOLUS
SPECIAL BARGAINS
50 cents buys all the following bulbs of any one variety:

	Med.	Small	Blbts.
Le Mars. Foch..	10	10	1000
Los Angeles ...	5	10	500
Rose Ash	5	10	300
Scarlet Princepts	5	10	300
Scarlet Wonder.	3	8	200
Tycko Zang	3	5	200
$5.00 for			
White Foch	2	6	60

RAY C. BICKNELL
Fort Atkinson, Wis.

STANDARD GARDEN TRACTOR
Plows Seeds Cultivates Mows Hay and Lawns
A Powerful Tractor for Small Farms, Gardeners, Florists, Nurseries, fruits Growers and Poultrymen
DOES 4 MEN'S WORK
Walking and Riding Equipment.
Does Belt Work.
Free Catalog.
STANDARD ENGINE COMPANY
3241 Como Ave. Minneapolis, Minn.

100 Gladiolus bulbs—$3 prepaid
At least 40 different varieties
100 Le Marachal Foch ----- ----$2.00
100 Fair Fax---- 1.50
100 Orange Glory 2.25
F. O. B.
Write for other offers

WATERLOO FLORAL GARDENS
Waterloo, Wis.



Take up your **Planting Problems** with a firm that is a member of the **National Home Planting Bureau.**
COE, CONVERSE & EDWARDS COMPANY
Nurserymen (Send for catalog)
Ft. Atkinson, Wis.

WINTER GARDENS

Evergreens give a note of warmth and cheer during the long cold months.

Order for next winter's enjoyment.

BAHR NURSERY
Manitowoc, Wis.

Seeds For The Rock Garden

This collection of seeds of Rock Garden plants, 14 packages valued separately at $1.60, for only $1.00.

Alyssum saxatile compactum. 10c; Arabis alpina, 10c; Aster alpinus mixed, 10c; Campanula carpatica, 10c; Cheiranthus allioni, 10c; Dianthus deltoides, 10c; Nepeta mussini, 15c; Papaver nudicaule, Baker's Sunbeam, 10c; Saponaria ocymoides, 10c; Statice incana, 10c; Tunica saxifraga, 10c; Veronica teucrium, 15c; Primula auricula, 20c; Sedum mixed varieties, 10c; Total, $1.60.

Toole's Collection of Perennial Seeds

$1.80 Worth of Seeds for $1.00, Postpaid

For those who want to try their fortune at growing a Perennial Garden from seed, I have selected a collection of a dozen varieties that are not hard to grow, at the very low price of ONE DOLLAR FOR TWELVE PACKAGES of selected seed. No change may be made in this collection at the price quoted. The collection contains one package each of Anchusa Dropmore Variety; Aquilegia long spurred hybrids; Campanula medium; Centaurea macrocephala; Coreopsis lanceolata grandiflora; Delphinium Garry-nee-Dule Blue hybrids; Dianthus barbatus; Gaillardia grandiflora; Hollyhocks, double mixed; Lupinus polyphyllus, choiced mixed; Papaver nudicaule, Baker's Sunbeam; Pyrethrum hybridum fl. pl. VALUE $1.80—for $1.00—POSTPAID TO YOUR DOOR.

Write for my 1930 catalog of Hardy Perennials, Rock Garden Plants and Wisconsin Wild Flowers. Free on request.

W. A. TOOLE
Garry-Nee-Dule
Baraboo, Wisconsin



Berry Boxes And Crates

Either made up or in the K. D., American Quart Berry Baskets, Climax Grape and Peach Baskets, Till or Repacking Baskets, Plant Boxes and Veneer Tree Protectors.

Circular and Price List mailed upon request.

Write for special prices on carload lots.

Liberal discounts on early orders.

SHEBOYGAN FRUIT BOX COMPANY
Sheboygan, Wis.



W. A. Sisson W. A. Lawson

Sisson's Peonies

Rosendale, Wisconsin

Specializing in

Peonies—Irises and Gladiolus

Let us start you in the business or send you additions to your collection

Write or head your auto this way.
Intersection Highways 23 and 26

Memorial Peony bed at
Riverside Cemetery, Oshkosh

Real Bargains
in
Perennials and Bulbs

40 **Gladiolus bulbs for $1.** Large flowering size bulbs, 1¼ inches and up. Mixed colors, all fine large flowered varieties.

12 **Iris roots for $2.** 1 large root each of 12 different colored iris, each root labeled. All colors, purple, lavender, pink, yellow, etc. All good up-to-date sorts. Catalog price 25c to 35c per root.

3 **Peony roots for $2.** 1 each;—Felix Crousse, red; Madam de Verneville, white; Delicatissima, pink. Large, strong roots. Regular price $2.50.

We grow hundreds of varieties of Hardy Perennials, Flower bulbs, ornamental shrubs. New catalog ready soon. Write for copy, it's free.

Edw. J. Gardner Nursery

West De Pere, Wis.





Mr. Bug Works Day and Night

Taking The Profits From Your Orchard

Order Your Spray Materials Now

Lime Sulphur	Calcium Arsenate	Arsenate of Zinc	Nicotine Dust	Corrosive Sublimate
(Liquid and Dry)	Bordeaux Mixture	Potato Special	Cabbage Special	(Weed Killer)
Arsenate of Lead	(Paste or Dry)	Black Leaf 40	(Maggot Killer)	High Grade Lime

Products of

CREAM CITY CHEMICAL WORKS

766–774 Kinnickinnic Ave., Milwaukee, Wis.
Phone Hanover 1117

WISCONSIN HORTICULTURE



COMING EVENTS

State Garden and Flower Show, Milwaukee Auditorium, June 20–21–22.
State Strawberry Day, Alma Center, June 12.

JUNE, 1930

EVERGREENS
Native Rhododendrons

Broad Leaved Flowering Shrubs for all around beauty. Write for illustrated price list. Now booking fall orders.

TENNESSEE EVERGREEN CO.
P. O. Box 575
Elizabethton, Tenn.

BARGAINS

100 finest Gladiolus Bulbs $2.00 F. O. B. or $2.25 postpaid, 10 varieties 10 each. Spring delivery.

30 popular Iris roots, 5 each 6 kinds for $2.25. Postpaid April—July—August delivery.

6 Peony roots, 2 red, 2 white, 2 pink for $3.00 postpaid. Sept.—Oct. delivery.

STONECREST GARDENS
Eau Claire, Wis.
Send for catalog. It's free.



FIG. 1 FIG. 2 FIG. 3

Berry Boxes
Crates, Bushel Boxes and Climax Baskets

As You Like Them

We manufacture the Ewald Patent Folding Berry Boxes of wood veneer that give satisfaction. Berry box and crate material in the K. D. in carload lots our specialty. We constantly carry in stock 16-quart crates all made up ready for use, either for strawberries or blueberries. No order too small or too large for us to handle. We can ship the folding boxes and crates in K. D. from Milwaukee. Promptness is essential in handling fruit, and we aim to do our part well. A large discount for early orders. A postal brings our price list.

Cumberland Fruit Package Company
Dept. D, Cumberland, Wis.

FOR SALE

State Inspected Latham Raspberry Plants.
$2.50 per 100 $20 per 1,000

STRAWBERRY PLANTS
Dunlap and Gibson
75c per 100 $5 per 1,000
Progressive and Champion
$1 per 100 $6 per 1,000
Mastodon
$1.75 per 100 $10 per 1,000

FRED HECKLINGER
Menomonie, Wis.

DAHLIAS, GLADIOLUS
PEONIES and IRIS

Select Varieties

Write for my 1930 Prices

DR. A. J. NELSON
214 N. Division Street
Stoughton, Wis.



Wolfgang von Goethe--orange, scarlet, 50c postpaid.

Attractive prices in new catalog, free on request.

Fitchett Dahlia Gardens
735 E. Milton Ave. Janesville, Wisconsin



Summertime at Rasmussen's
Drive In We're Home

Trees, Shrubs, Flowers
Everything For Your Garden

Catalog On Request

Rasmussen's Fruit Farm and Nurseries
Oshkosh, Wis.

REGAL LILIES

We have grown Regal lilies for 10 years and find spring planting best for Wisconsin conditions.

Price, per dozen, postpaid

Small bulbs, one bloom to bulb **$1.25**

Large bulbs, two to four blooms to bulb..... **2.00**

Extra large bulbs, 5 to 10 blooms to bulb..... **3.00**

H. C. CHRISTENSEN
1625 Ninth St. Oshkosh, Wis.

An Invitation

See things as they grow in the nursery. Make your selections of trees, shrubs, evergreens now.

Delphinium, Iris and Peonies and other perennials are now in bloom.

Walk or drive through the nursery.

WHITE ELM NURSERY CO.
Hartland, Wis.
On Highway 19

GLADIOLUS
DAHLIAS
PERENNIALS

Write For Catalog

COLUMBIA GARDENS
Cedarburg, Wis.



OUR BUYERS GUIDE

Our Advertisers Are Reliable. Mention of Wisconsin Horticulture When Writing Them Will Be Greatly Appreciated.

BERRY BOXES

	Page
Cumberland Fruit Package Co., Cumberland, Wis.	290
Sheboygan Fruit Box Co., Sheboygan, Wis.	318

DAHLIAS

Fitchett Dahlia Gardens, Janesville, Wis.	290
Dr. A. J. Nelson, Stoughton, Wis.	290
Poltl Bulb Farm, Hartford, Wis.	319

EVERGREENS

Tennessee Evergreen Co., Elizabethton, Tenn.	290

GLADIOLUS

Ray C. Bicknell, Ft. Atkinson, Wis.	319
Columbia Gardens, Cedarburg, Wis.	291
Harry F. Meredith, Union Grove, Wis.	292
Waterloo Floral Gardens, Waterloo, Wis.	319

NURSERY STOCK

Bahr Nursery, Manitowoc, Wis.	319
Coe, Converse & Edwards Co., Ft. Atkinson, Wis.	319
N. A. Rasmussen, Oshkosh, Wis.	290
Strand's Nursery, Taylor Falls, Minn.	291
Swedberg Bros. Nurs., Battle Lake, Minn.	319
Terrell's, Oshkosh, Wis.	319
White Elm Nursery, Hartland, Wis.	291

ORCHARD AND GARDENERS SUPPLIES

F. R. Gifford Company, Madison, Wis.	292
Hardie Mfg. Co.	318

PEONIES AND IRIS

Cooper Peony Gardens, Kenosha, Wis.	309
Northbrook Gardens, Northbrook, Ill.	313
Sisson's Peonies, Rosendale, Wis.	320

PERENNIALS AND BULBS

H. C. Christensen, Oshkosh, Wis.	291
Far North Gardens, Iron River, Wis.	292
Edw. J. Gardner Nursery, West De Pere, Wis.	320
John F. Hauser, Bayfield, Wis.	292
Stonecrest Gardens, Eau Claire, Wis.	290
W. A. Toole, Baraboo, Wis.	319

SPRAY MATERIAL

Cream City Chemical Co., Milwaukee, Wis.	320
General Chemical Company, New York	315
Grasselli Chemical Co., New York	307
Niagara Sprayer and Chemical Co., New York	317

STRAWBERRY AND RASPBERRY PLANTS

Fred Hecklinger, Menomonie, Wis.	290

SPRAY MACHINES—THE BEAN LINE

All spraying equipment
Spray materials
Lime sulphur—dry and liquid
Lead Arsenate—Sunoco
Black Leaf 40

PRUNING TOOLS
Grafting Wax
Nurserymens' Tape

Write for catalogue and prices

F. R. GIFFORD CO.
2201 University Avenue
Madison, Wis.

HARDY PERENNIALS

New & Standard Varieties

300 Kinds

Strawflowers—All Varieties

J. F. HAUSER
Bayfield, Wisconsin

Send for Price List

GLADIOLUS BULBS

My price list is ready. Besides large bulbs, I am offering special lots of planting sizes and bulblets of a great many varieties. I think you will find something in this list of interest to you.

Will extend for a time the specials offered in the December issue of Wisconsin Horticulture.

HARRY F. MEREDITH
Box 483 Union Grove, Wis.

PERENNIALS
IRIS GLADS

30 large glad bulbs, separately labeled for $1

IRIS
100 mixed iris for $2
12 fine named iris, labled, for $1

PERENNIALS
Delphiniums, Aquilegias, Shasta Daisies, Hartje and Elder Daisies, and Physostegias @ $1 per doz. Oriental Poppies, $1.50 per doz. Bleeding Hearts, 50c each. Tiger Lilies and Hemerocallis, $1.50 per doz.

All Prepaid.

We have many other varieties.

Mrs. E. Sauve, Prop.

THE FAR NORTH GARDENS
Iron River, Wisconsin

Wisconsin Horticulture

The Official Organ of the Wisconsin State Horticultural Society
The Wisconsin Garden Club Federation

Established 1910

Entered at the postoffice at Madison, Wisconsin, as second-class matter. Acceptance for mailing at special rate of postage provided for in Section 1103, Act of October 3, 1917, authorized July 15, 1918.

Published Monthly by the

WISCONSIN STATE HORTICULTURAL SOCIETY
Washington Building
Madison, Wisconsin

H. J. RAHMLOW, *Editor*
Secretary State Horticultural Society

Associate Editors—E. L. Chambers, Mrs. C. E. Strong, Huron H. Smith, C. L. Kuehner.

Volume XX **JUNE, 1930** **No. 10**

TABLE OF CONTENTS

	Page
German Iris and How to Grow Them	293
When and How to Dust the Flower Garden	295
The Peony	297
Open Subsoil for Apple Trees	298
New Bulletin on Cherries	298
Among Our Fruit Growers	299
Wisconsin Strawberry Day	300
New Raspberry Named	301
Getting the Best of the Worst Spruce Insects	302
North Dakota News Items	303
Editorials	304
Garden Club Federation News	276
News of the Garden Clubs	309
The Des Moines Garden Club	311
The Hubbard Peony Farm	312
Diseases and Treatment of Roses	312
Control of Rusts and Leaf Spot	314
Color Harmony in the Rock Garden	316
The Art of Flower Arrangement	317

EXECUTIVE COMMITTEE
State Horticultural Society

President, Vice-President and Secretary

A. K. Bassett.....Baraboo
L. E. Birmingham..Sturgeon Bay
H. C. Christensen.....Oshkosh
John Hauser.....Bayfield
M. S. Kellogg.....Janesville
James Livingstone ....Milwaukee
Wm. Longland .....Lake Geneva
W. E. Spreiter.....La Crosse
Mrs. C. E. Strong.....West Allis
J. F. Swartz.....Kenosha
H. W. Ullsperger...Sturgeon Bay

BOARD OF MANAGERS
State Horticultural Society

C. J. Telfer, Pres.....Green Bay
M. B. Goff, Vice-Pres., ... Sturgeon Bay
H. J. Rahmlow, Sec.....Madison

EXECUTIVE COMMITTEE
Wisconsin Garden Club Federation

Mrs. R. H. Malisch, Pres., ... Hales Corners
Mrs. C. W. Vaughn, Vice-Pres., ... Madison
Mrs. A. W. Sperber, Sec.-Treas., ... Hales Corners
Mrs. C. E. Strong.....West Allis
H. J. Rahmlow, Cor. Sec..Madison

Subscription to Wisconsin Horticulture is obtained by membership in the Wisconsin State Horticultural Society for which annual dues are $1 per year or $1.50 for two years. Garden Clubs, local Horticultural Societies, and other Horticultural Organizations are affiliated at a reduced membership rate.

Please Do Not Send Stamps.

Wisconsin Horticulture

Wisconsin
State Horticultural Society
Organized 1865

Devoted to better fruits,
flowers and vegetables



OFFICERS
President
C. J. Telfer, Green Bay
Vice-President
M. B. Goff, Sturgeon Bay
Secretary
H. J. Rahmlow, Madison

German Iris and How to Grow Them

MRS. A. L. NOERENBERG
Milwaukee County Society

This is the iris season. These beautiful flowers should be planted in July after they are through blooming.

June is the time for garden lovers to visit iris gardens, looking over the different types and studying the varieties. It is the best time to make a selection of the varieties which will be best suited for ones own garden.

This article, presented before the Milwaukee Horticultural Society is a very good description of some of the important problems confronting the iris grower.

THERE is one flag which rightfully should wave in every garden the world over, the "Blue Flag" of grandmother's day, in its improved form now properly known as the Iris.

The garden novice, to whom an Iris has always been just an Iris, finds there are almost as many varieties of flag Iris as there are flags of nations.

There is the Siberian Iris, ideal for water or rock garden plantings, the Tall Bearded or German Iris, the Spanish, the Japanese and so on. Of all the kinds, however, gardeners generally agree that for ease of culture and luxuriance of bloom no other species surpasses, or even equals the German Iris, known to most amateurs as the common garden variety.

There really is very little work connected with growing Irises. All that is required to produce good results is to plant rhizomes of good named varieties in a sunny, well-drained location in your garden. It is not necessary, or advisable, to enrich the soil with manure but a deep, well worked plot is desirable.

The planting may be done any time the ground is open, but August and September are the best months. The rhizomes should be set about 3 ft. apart, or closer if more immediate effect is wanted, barely covering the crowns with dirt.

When the plants shoot their sword like leaves through the soil, occasional cultivation should be practiced to conserve moisture. They will require no further care the first year, except in late autumn a light mulch of straw or leaves (never manure) may be applied, if climatic conditions require protection. Ordinarily you will be rewarded with good blooms the following spring, though the flower stalks may not be quite so tall as those which are produced later.

After the flowers have bloomed it is well to cut the stalks and cultivate around the roots. Then your garden work, as far as Irises are concerned, will be over for the year.

After four or five years, the Iris blooms become smaller and



The Iris Cannot be Excelled for the Border.



Prize Winning Iris Blooms.

are born on shorter stems, which indicate that the roots must be divided. This work can best be done immediately after the blooming season, although some growers prefer to do it in the fall. The divided roots may be replanted so that one's stock is always increasing.

Irises are at their best when planted so that colors blend gradually rather than when they are planted in groups of contrasting shades. For instance, if the white graduates into a pale yellow, pale yellow into darker yellow, or into bronze, and through pale lavender into the darker purples, a blending and a sense of balance are obtained which are not possible where mere splotches of color are set beside each other.

The biggest problem in growing Irises is, doubtless, not the planting or the other work, but selecting varieties. The catalogues are so tempting, with their complete lists and pictures that they always make us feel like using our budget for Irises alone. But it is best to buy a few good named varieties and increase your plantings from them rather than to collect cheap stock.

Some of the best varieties grown in my garden are Her Majesty, Isoline, Lohengrin, Queen of May, Iris King, Lent A. Williamson, Rose Unique, Mother of Pearl, Rhein Nine, Midnight Blue, Antonia Antonette, Opera, Gertrude, Mme. Chereau and Wyomissing.

Enemies

There are two grave enemies to the Iris. If the rhizome is found to be decayed and parts of it turned to a soft custard like mass, your Iris is afflicted with the deadly root-rot. Lift the plant and cut out all soft parts and dip the rhizome into a solution composed of one 7½ grain tablet of Corrosive sublimate dissolved in one pint of water. Soak the rhizome for two minutes, dry thoroughly, and plant in new location, dusting the rhizome with flowers of sulphur also is recommended.

The Iris borer is another dangerous enemy. If in early spring, wet stains appear between the folds of the leaves, and later the leaves become stunted and dark, these are signs that the root borer is at work. Cut off the plants close to the ground in the fall, raking and burning the leaves to get rid of the larvae. A good way is to lift the infested plants in late summer and treat the rhizomes as has been suggested for root-rot.

Even if Iris roots were more expensive, or if they were difficult to grow, or if they were subject to all sorts of pests and diseases, we should still feel that Tall bearded or German Iris deserve a place in every garden. As it is, their ease of culture and all around beauty that have endeared them to us for all time. By using modern varieties your Irises will become a bright and interesting spot in your garden.

BULBS FOR AMERICAN GARDENS

MR. JOHN C. Wister, secretary of the Pennsylvania Horticultural Society has just written a very complete book entitled "Bulbs for American Gardens".

It contains 278 pages of complete description on the subject of bulbs. It is profusely illustrated with both line drawings and half tones.

It takes up the culture of bulb gardening in detail. Some of the other topics discussed fully are "Better Known Bulbs for Spring Gardens", "Bulbs for the Rock Garden", "Bulbs in a Wild Garden", Chapters on Hyacinths, Daffodils, Tulips, Late blooming bulbs, Lilies, Gladiolus, Half Hardy and Tender Bulbs.

The book is published by the Stratford Company, 289 Congress St., Boston, Mass. The price is $6.50.

DAPHNE

In several Wisconsin nurseries we have found Daphne growing very satisfactorily in rock gardens. It is one of the most desirable plants we have ever seen for this purpose. The flowers are beautiful and very fragrant and have a very long period of bloom. It requires a lime soil and therefore will grow well almost everywhere in Wisconsin. It has proven quite hardy.

When and How to Dust The Flower Garden

H. W. DYE

INFORMATION on pest control should be of interest to both amateur and professional flower growers. A brief discussion of some of the common garden pests will be given in this article. Certain recommendations for their control will also be made in terms of dust mixtures and the dusting method.

Adapt the Control Measure to the Pest

Diseases and insects require different materials for their control. Likewise chewing insects and sucking insects are not killed by the same materials. A thorough understanding of some simple facts about these different trouble-makers in the garden is, therefore, important.

Diseases are for the most part caused by low forms of plant life, called fungi, which spread by spores or seeds in the presence of moisture. On ornamentals sulphur in some form is generally used for disease control.

Chewing insects which actually eat holes in the leaves are controlled by applications of lead arsenate.

Sucking insects, on the other hand are not controlled by the above mentioned materials, but are sensitive to nicotine.

So it is important that the flower enthusiast learn to recognize the type of plant trouble in his garden and suit the remedy to the pest. The general rule that sulphur is for the control of diseases; lead arsenate kills chewing bugs and worms; and nicotine kills aphids or lice, will save much misdirected effort and insure better results.

Disease Control is the Major Problem

The two most important foliage diseases of roses are black spot and mildew. The accompanying illustrations of these two common diseases will be recognized by every rose grower. Both respond readily to comparatively simple control measures.



Black Spot is the Most Serious Disease of Roses.

Black spot appears on the leaves as black spots with irregular borders. Affected leaves yellow and fall. This defoliation makes the plants unsightly and is sometimes so severe that winter killing follows.

Mildew is especially destructive to the Rambler varieties although nearly all types of roses may be effected. New leaves, shoots, buds, etc., affected with mildew show a white fungus growth.



Mildew on Rose Leaves.

Snapdragon rust appears as brown powdery spots on the underside of the leaves. The plant rapidly becomes weakened and unthrifty and its blossoming power is practically destroyed. Protective applications of sulphur easily prevent this trouble.

Phlox mildew, sweet pea mildew, lilac mildew, carnation rust, etc., are all avoided and prevented by protection with a sulphur fungicide. Good results in preventing Hollyhock rust are also reported.

As a general rule, sulphur seems preferable to copper on flowers and shrubs not only from the standpoint of efficiency, but also because the plants tolerate sulphur better and much of the unsightly discoloration of the foliage is avoided.

The Control of Most Chewing Insects is Easy

Lead arsenate is generally used for the control of chewing insects such as worms or caterpillars, leaf-eating beetles, etc. This is a stomach poison.

Leaf roller and slugs of roses eat the leaves and make them unsightly.

Shrubs often show holes in the leaves and on examination a worm will usually be found feeding on the leaves.

A sharp look-out should be kept for such signs of injury and at the first appearance an application of the correct dosage of lead arsenate should be made. Promptness is important. Young worms are more easily killed than old ones and no control measures can replace a worm-eaten leaf.

Control Aphids or Lice When You See Them

While aphids differ in color and in the ease with which they are killed they all feed by piercing the plant and drawing out the plant sap. Consequently they can be killed only by contact and applications of nicotine must be made *when the aphids or lice are there*—they must be hit by the material or its fumes to kill them.

Every rose grower is familiar with the green aphids which infest the buds and tender new growth of his roses at infrequent intervals. Spirea, nasturtiums, sweet peas, shrubs in general and most other garden plants are often times affected by this type of insect. Curling leaves and foliage and flowers that are unsightly and objectionable to handle quickly result under favorable conditions after the aphids appear.

What to Use

Dr. Massey's reports in the American Rose Annual and his experimental work on diseases of flowers have probably done more than anything else to popularize the dusting method of protecting roses, and other flowers as well, against garden pests. Almost every authoritative reference on the subject also now contains mention of dusts.

Sulphur-arsenate dusts for flowers are often times referred to as Rose Dust, Massey Dust, 90–10, Promodust, Sulphur-arsenate Dust, etc. These dusts are designed to control diseases and chewing insects.

Recently a dust containing sulphur and lead arsenate dyed green has been developed. This leaf green dust avoids discoloration of the foliage. It is sold under the trade name of Pomo-Green.

Nicotine Dust (not merely tobacco dust but a carrier impregnated with nicotine) is available and is designed for the control of aphids or lice.

A combination dust containing sulphur and lead arsenate is available in convenient size containers. Nicotine dust for aphis control is also available. Plunger guns somewhat similar to the illustration and larger machines can be obtained. The seed house with whom you usually do business should be able to supply you with, or to secure, suitable dusts and dusters for your needs.

When and How to Apply Dust

Fungicides kill by acting on the fungus spores as they germinate on the leaf and destroying them before they penetrate the leaf. Present day practices in disease control may thus more properly be called disease prevention practices. Rain periods also serve to spread fungus spores, and at the same time constitute the needed condition for germination of their spores.

Thus the secret of good disease control is frequent enough applications of a sulphur-arsenate dust to protect new growth, as it develops, ahead of rains and heavy dews. While the plant is growing rapidly during the rainy period of early spring it may require applications every two or three days. Later in the season a week or ten days may be a sufficiently short interval between applications.

For disease control start early in the season and dust your new growth, as it develops, at sufficiently short intervals to protect this new growth, ahead of rains. When in doubt make an extra application. The material costs relatively little and is good insurance.

It is not necessary that the foliage be wet. In fact evening is probably the preferable time to make dust applications.

Frequent light applications are more effective than occasional heavy ones. Cover the entire plant, both upper and lower leaf surfaces with a light coating of dust.

Sulphur-arsenate dust is recommended in these protective applications because in this way lead arsenate is always present for the control of chewing insects when they appear.

As an emergency application for aphis control nicotine dust should be applied for best results in the evening *when the air is calm* at their first appearance in threatening numbers. Possibly more than one application will be needed. The kill secured depends greatly upon the methods of the operator.

OUR HORTICULTURAL CALENDAR

State Garden and Flower Show, Milwaukee Auditorium, June 20, 21, 22.

Wisconsin Strawberry Day, Alma Center, June 12.

Wisconsin Rapids G. C. Flower Show, June 14, 15.

Madison G. C. Flower Show, State Capitol, June 14, 15.

La Belle G. C. of Oconomowoc, Flower Show, June 14, 15.

Kenosha H. S. Flower Show, Courthouse, June 6.

Sum-Mer-Del G. C. Flower Show, Hartland, June 20.

Northern Wisconsin Strawberry Day, Herbster, Bayfield County, July 12.

Wisconsin Upper Michigan Florists' Convention, Marshfield, July 15, 16.

National Vegetable Growers Convention, Schroeder Hotel, Milwaukee, August 11–15.

State Gladiolus Show, Loraine Hotel, Madison, August 15, 16, 17.

We will be pleased to receive dates for any horticultural events for this calendar which we hope to publish every month during the active meeting and show season.

She: "How come a sewing machine at a flower show?"

He: "You sew your seed, don't you?"

—Garden Glories.

The Peony

W. A. SISSON
Rosendale, Wisconsin

June is the time to study the peony. In most sections of the state they will be in full bloom during this month. To really learn the best varieties it is essential to visit peony gardens and the plantings of commercial growers in order to know the different types and varieties and make the selection for the garden.

IS IT not amusing as you go about through the country and meet so many people who say they know the peony.

Oh, yes, they have peonies; but when you go to look at what they have you find some old plants set in the lawn or up against buildings and really nothing more or less than what we used to know as "pinies," some fifty years ago. The red variety is what we know as Officinalis Rubra—The Decoration Day red peony, and it is so healthy and tenacious of life that it does fairly well any where and every-body loves it. The other old sorts are nameless and are sorry affairs, not worthy of a place on your home grounds.

I am not going to write an extensive article on the peony because I shall not know if you read it or not. And again it is so hard to give you a correct picture of the peony of to-day and how to care for them.

Instead I am going to invite all that are interested in the peony to drive to our gardens in June and see for yourself and let me talk to you and try to tell you what you wish to know.

As I am writing this (May 15th) the earlier varieties are beginning to bloom. One of the best is Anamola, a bright single red. The foliage is cut leaf type and florists use it to green up bouquets. Nice to make a hedge as it keeps its beauty until freeze up. Next comes the commonly called Fern Peony or Tenuiflora Flore Plena. Rather a hard name to grapple with, so we call it the Fern Peony. One stem of this on a large plant makes a bouquet. I only grow the large double red. The single type is not worth growing. The foliage is beautiful but it does not stand out the season. Quite often it dies down soon after blooming. Many others we have but not yet very well known. It is interesting to study the queer flowers and unusual foliage. Those of you who come in June, can see the plants.



Peonies Make the Garden Beautiful.

Blooming Time

The blooming season lasts over a period of six weeks or more. If you can come but once, write me for the date that you can see the most blooms and I will write to you. It is usually around June 20th but this season (so far) is earlier than usual by two weeks, if we may judge by the Darwin tulips. I think however, that we may plan on about the middle of June.

I would like to tell you that I am editor of The Home Garden Department of the Daily Fond du Lac Commonwealth-Reporter. Every Saturday edition carries our Department. We have what we call "The Plant Clinic" and we meet in different towns monthly, where we are invited. For instance, we had our May meeting at Campbellsport. We met on a lawn where we ate our picnic luncheon at noon. Those attending are asked to bring roots and bulbs for demonstration work. Directly after lunch, we get at this work. There are different speakers who know their subjects and we cover all flowers, touching on rock gardens and landscape work, in fact anything for the Home grounds. The speaker holds the root, bulb or plant in hand as he talks and covers it as far as time will allow. After the meeting the

stock is turned over to the local society and offered for sale on the spot. This meeting in question left $23.00 in the treasury of the local society. Besides they had stock left to plant out in their public cemetery and park.

You never heard of a daily newspaper conducting a regular Home Garden Department—Did you? And further, having a live Plant Clinic going about free of charge, holding educational meetings and leaving money to help the home society? We find it a bit hard at times as we are blazing a new and untried road. Our June meeting is to be held in Rosendale about the middle of June. Come and bring your lunch in time to eat at noon. Write us for exact date and you will be notified by card. All flower lovers are invited.

In our peony gardens we have about 1000 different varieties for you to look over. In our Memorial garden these different varieties are planted, introducers by themselves, so that on a fraction of an acre you can view all in a short time. We have several gardens, so when you come to Rosendale please report at my Home Garden, from which place you will be shown about. This Home Garden is in the village of Rosendale, two blocks North from the Bank corner, which is the intersection of Highways 23 and 26 in perfect condition and cross the state from West to East and South to North. At the Home Garden a Garage Flower Show is always on exhibition day and night, rain or shine. Here you see all the varieties in bloom at that season, name tagged.

We are always amused at English comments regarding maize, known to us as corn. In a recent article in the Gardener's Chronicle, they suggest that in America the immature cobs are used for pickling. No doubt they would be satisfactory but we have not eaten any corncob pickles as yet.

OPEN SUBSOIL FOR APPLE TREES

"APPLE trees do not grow well, produce abundantly, or live as long as they should on land that has a tight subsoil" is the statement of A. T. Sweet, of the United States Department of Agriculture, according to the May issue of "Fruits and Gardens" the official organ of the American Pomological Society.

"Where there is an open subsoil the trees send their roots deep down into it for moisture and plant food. In order to make use of the level areas, growers have often chosen orchard sites which have a tight subsoil when there was plenty of the more desirable land near by.

"In a study of the relation between subsoil conditions and the growth of apple trees in the Ozarks, Mr. Sweet found that a twenty-year-old tree often commands the moisture and plant food of at least 5,000 cubic feet of soil if the subsoil is open and porous. He also found that root diseases are in many places an accompaniment of bad subsoil conditions.

"Good cultivation, fertilization and disease control may seem to overcome the handicap of a tight subsoil when the orchard is young, but can not overcome it as the trees become older and their demands for food and water increase, Mr. Sweet concludes."

CHERRIES BLOOM EARLY

CHERRY Blossom time in Door County came early this year. The trees were in full bloom the week of May 12 and at their height on Sunday, May 18, when thousands of visitors made the annual pilgrimage to view the wonderful spectacle of thousands of cherry trees in bloom.

The date for the opening of the flowers is reported to be the earliest since 1919 due to the unusually warm weather with plenty of rain fall during the latter part of April and early in May.

NEW BULLETIN ON CHERRIES

SOUR Cherry Fruiting is the name of the new bulletin released June 1, written by Prof. R. H. Roberts of the department of Horticulture.

The bulletin is of exceptional interest to cherry growers and may be obtained by writing the Agricultural Experiment Station, University of Wisconsin, Madison.

Some of the conclusions reached by Prof. Roberts in his summary in this bulletin are as follows:

Fruiting is related to the wood type. Long terminal growth which produces many spurs is necessary for high yields.

Pollination is not a common cause of poor yields. Sour cherries are self-fertile, and commonly set fruit without insect pollination.

Poor yields are due to poor growth. Trees which make a poor terminal growth for about four years in succession become non-productive.

Richmond must grow better than Montmorency to fruit as well because it requires more terminal growth to form spurs.

Montmorency fruits well when making less growth than Richmond since it forms spurs on shorter growths than Richmond.

Cultivation and fertilizer are generally necessary. Very few soil locations are fertile and moist enough to give the desired amount of growth without cultivation or added fertilizer.

Pruning is needed at times. Some trees should not be pruned. Pruning is the key to productivity in other trees.

Prune young trees with care. The dependence of high yields upon well-balanced tops makes careful pruning of the young tree necessary.

Develop a leader tree. Such trees are lower, more spreading, bear earlier, and are more productive when old.

Keep the trees young and avoid rejuvenation measures. Even in the cases of healthy trunks it is more difficult to revive a tree than to maintain it in good vigor.

Among Our Fruit Growers

FRANK EAMES
Sturgeon Bay

ROYAL GRIFFIN and Dave Machia have purchased the Capt. Anderson forty near Sawyer and have set out 2000 cherry trees. Next year they will plant the balance of the forty. R. E. Burton, Chemist at the Van Camp plant, is among the growing list of new orchardists this season. Mr. Burton has acquired the Dettman farm on the Clay Banks road and has set out 20 acres of cherries. New plantings look exceptionally good this year. Spring rains, together with warm weather seemed to give the young trees a good start.

Cherry blossom time has come on exceptionally early this year and tourists who had planned to see the blossoms later will be disappointed. The early warm weather brought the bloom out about two weeks earlier than usual and it is possible that we will be picking cherries right after the 4th. The cold nights this last week with the temperature around 32 degrees does not seem to have injured the blossoms although the weather has not been ideal for pollination.

Three picking camps will be maintained by the Union this season to take care of pickers for all sections of the county. These camps will be located at the Fair Grounds, Horseshoe Bay Farms and in the State Park. These camps will be for boys and will be under the direction of Mr. Werner Witte, assistant principal of the Appleton High School.

The Fruit Growers Canning Company opened their Cherry Pie Hut in the park at the top of Houles hill last week. Cherry pie, sandwiches, coffee, soft drinks as well as smokes and candy bars are for sale. Over two hundred pies were sold Sunday morning. Due to cold weather the last of the week, the Hut believed only a few people would visit the orchards, but cars were here from all parts of the state and the crowd was equal to or better than that of any other year.

The precooling plant at the Fruit Growers Union Co-op has undergone some extensive changes during the last month. The rooms are being enlarged and additional cooling machinery is being installed so as to take care of the large crop that seems apparent.

Not only can sour cherries, plums and apples be grown in Door County but some of the tenderer fruits can be grown in favored areas. T. Flagstad at Sister Bay has two apricot trees that bear bumper crops almost every year. Dr. H. F. Eames at Egg arbor has sweet cherry trees that produce fruit of excellent size and quality. He also has pear and quince trees.

Mr. H. W. Ullsperger, General Manager of the Fruit Growers Canning Co. and the Fruit Growers Union Co-op has been heard over the radio of late. He recently spoke over WENR, Chicago, and on the 20th from WHBY at De Pere. His talks on cooperative marketing, canning, etc., are very interesting as well as instructive.

"Son, what would you do if you had no mother or father to support you?"

"I don't know. I suppose I would get married."

SUGGESTIONS FOR FRUIT GROWERS

CONRAD L. KUEHNER

I SPENT a few days at Bayfield last week to take care of some of the work in our demonstration orchard. We applied 1700 lbs. of commercial fertilizer, mostly sulphate of ammonia. One row in the orchard was fertilized with a complete fertilizer. We expect to watch and compare results during the growing season this summer.

Bayfield strawberries and raspberries wintered well and look very promising, and unless the frosts of last week have damaged them more severely than expected, the crop will be the best in years.

Spray Hints

(1) Spray the fruit trees often enough to keep all surfaces covered with spray solution all of the time.

(2) Spray thoroughly and at the right time or the spray time is largely wasted effort.

(3) Three hundred pounds of pressure produces a more effective spray than two hundred fifty pounds. Keep the pump in good condition; change the gun disk before the opening has worn too large for a mist spray.

(4) Avoid spray injury by keeping the nozzle away from the branches. A high pressure spray driven against the foliage, fruit, and twigs at close range frequently causes severe damage. Keep the nozzle of the gun away several feet from the ends of the branches and use the full stream spray only when necessary to reach high tops.

(5) Clean the pump and tank every night. To do so avoids a lot of trouble and loss of valuable time and will do much to get long service from the machine.

Marketing Tip: It is not too early to take orders for your early apples now. Then harvest them in several selective pickings and realize the most from your crop. Remember, satisfied customers are repeat customers.

Wisconsin Strawberry Day



Picking Strawberries on the Farm of E. W. Sullivan.

PLANS for the big Strawberry meeting and tour at Alma Center have been completed. Indications are that there will be a large crowd in attendance.

Mr. E. W. Sullivan writes that he has made final arrangements with the Ladies' Aid to serve a very fine dinner on his farm during the noon hour, during which time the crowd may inspect his strawberry and raspberry fields and also see his truck crops. Mr. Sullivan is a large grower of all kinds of vegetables.

Program in Ruth's Hall, Alma Center

The program will start at 9 A. M. at Ruth's Hall at Alma Center. The speakers will be A. W. Pomerening, State Bureau of Markets, Rex Eberdt, Manager of the Warrens Fruit Growers Association, Prof. A. N. Wilcox of the Minnesota Fruit Breeding Farm, Prof. J. G. Moore of the Wisconsin Horticultural Department, E. W. Sullivan of Alma Center, Hollis Sullivan of Taylor, H. J. Rahmlow, Secretary of the State Horticultural Society, L. G. Kuenning, County Agent of Sparta, E. L. Chambers, State Entomologist and J. R. Williams of Montello, well known strawberry grower. Some of these men will speak in the forenoon and some will answer questions during the tour in the afternoon.

The Tour

The tour will include farms of Earl Randle, Frank Merrill, Albert Jacobson and William Casper of Alma Center ending with a trip through the Trempealeau Valley to look over fertilizer experiments on the farm of Hollis Sullivan, Taylor.

All Wisconsin strawberry and raspberry growers are invited. Get acquainted with growers in other sections. Talk over your problems. It will be a day very profitably spent.

Two small boys returning to their schoolroom after recess showed evidence of having been crying.

Teacher: "Percy, why are you crying?"

Percy: "Harold kicked me in the stomach."

Teacher: "Harold, did you mean to kick Percy in the stomach?"

Harold: "Naw, I didn't, but he turned around just as I kicked."

—Typo Graphic.

Our cat was not hygienic,
So we kicked it off the place,
Because he spat upon his feet
And wiped them on his face.
—Better Crops with Plant Food

Northern Wisconsin Strawberry Day

Saturday, July 12, has been tentatively selected as the day for the Northern Wisconsin Strawberry meeting and tour.

The meeting will be held, this year, in Herbster on Lake Superior, Bayfield County. Herbster is west of Bayfield.

Arrangements are being made by county agent, Roy Holvenstot, and Mr. E. R. Phillips of Herbster who has charge of local arrangements. During the forenoon the meeting will be held at Herbster at which a number of speakers will talk on "Small Fruits". Among the speakers will be E. W. Sullivan of Alma Center, Conrad Kuehner, Extension Horticulturist, Roy Holvenstot, County Agent, H. J. Rahmlow, Secretary of the State Horticultural Society and one or two northern Wisconsin growers. Following a strawberry dinner during the noon hour, there will be a tour of some of the leading strawberry fields in Herbster section.

Herbster is becoming one of the important small fruit sections of northern Wisconsin. Being on Lake Superior, the season for the ripening of small fruits is quite late. These growers find a very good market after strawberries in other sections are gone. Many problems of interest to northern Wisconsin growers will be discussed and the meeting will be a very profitable one for any one who can attend.

Giles: "Fine day today, Jarge. Spring in the air."

Jarge (who is slightly deaf): "Eh?"

Giles: "I said, 'Spring in the air today'."

Jarge: "Eh?"

Giles: "Spring in the air."

Jarge: "Why should I, why should I?"

—Kreelite News.

NEW RASPBERRY NAMED

"CHIEF" is the name chosen for the new Minnesota raspberry #223. In the January issue of the Minnesota Horticulturist a contest was announced for a suitable name for this new raspberry which is a product of the Minnesota Fruit Breeding Station. Several hundred names were submitted and after much consideration the name of "Chief" was selected. Mrs. N. W. Mowgrain of Marietta, Minnesota was the winner in the contest.

The name seems to be appropriate since it is not only indicative of the many superior qualities of the berry but it also suggests a position of leadership which is expected it will gain for itself as it becomes more widely grown.

"There is a limited amount of stock of the new raspberry for sale at the present time, but in 1931 it should be available in nurseries in sufficient quantities to supply the demand."

History and Description of the New Variety

The following description of "Chief" is given in the Minnesota Horticulturist.

Chief, Minnesota No. 223 is a seedling of Latham. In the summer of 1916, seed was secured from Latham, then known as Minnesota No. 4, which had been developed from a cross of King & Louden. Most of this seed was from open-pollinated blossoms but some came from flowers that had been protected and self-pollinated. About 4,000 seedlings were produced and from these 240 were selected in 1920 for further trial. After being observed in repeated tests, seedling No. 223, from the controlled self-pollinated group, has been deemed worthy of being named and introduced.

The plants are very hardy, vigorous, productive, and excellent plant makers; canes are distinctly reddish, not quite so tall but stockier than Latham; foliage is luxuriant, leaves large, of the Sunbeam type; very resistant if not immune to mildew, and very little affected by mosaic thus far. The fruit is medium in size, roundish to slightly conic, bright attractive red; drupelets medium to below in size, adhering well so that berries do not crumble; flesh firm, juicy medium sweet; quality high; season early.

As compared to Latham, the new variety is hardier, more resistant to disease, a week earlier in ripening, more productive, better in quality, but the berries are slightly smaller.

NUMBER OF APPLE TREES DECREASED NEARLY FORTY PER CENT IN U. S.

DUE to the low average farm price for apples, millions of apple trees have been removed and others have been neglected, according to M. R. Cooper, United States Department of Agriculture. From 1910 to 1925 the number of apple trees in the United States decreased nearly 40%, but notwithstanding the decline in the number of trees, production of apples has been practically maintained. Recent changes and present tendencies promise a better approach to stability in the industry, but with the number of trees now planted, commercial production is expected to continue at a high level for several years.

Increased production per tree has largely offset the decline in the number of trees. The department expects further increases in the commercial apple production during the next few years, accompanied, of course, by an increase in the domestic demand resulting from population growth.—From Fruits and Gardens.

STRAWBERRY YIELDS INCREASED WITH NITRATE TOP-DRESSING

STRIKING increases in strawberry yields have resulted from top-dressing with Nitrate, in 5-year tests at the Dominion Experiment Station, Kentville, Nova Scotia.

Yields were increased more than 50 per cent in berry patches which were top-dressed with Nitrate early in the spring. During this 5-year period, the check plot yielded 4,052 quarts an acre; whereas berries which were top-dressed with 100 pounds Nitrate per acre yielded 6,476 quarts, and those which received 200 pounds Nitrate returned 6,932 quarts per acre. The Nitrate was broadcast over the beds after the plants had started growth in the spring, but at a time when the leaves were dry.

REGAL LILIES MUST BE PLANTED DEEP

LAST September, while visiting in Oshkosh with Mr. H. C. Christianson who specializes in Regal Lily bulbs, the question of whether the Regal Lily is hardy in the southern section of Wisconsin came up. Mr. Christianson said, "Take some of these bulbs home with you and plant them at different depths in your garden and see what happens". We did this, and the experiment demonstrated that Regal Lily bulbs must be planted deep. We planted them from eight inches to two inches deep measuring from the top of the bulb. Those planted two and three inches deep were found to be rotted this spring, while those planted deeper came up all right.

Other growers have suggested that the lily bulbs be planted in a layer of sand. This is something else that we shall have to try out.

Getting the Best of Worst Spruce Insects

By E. L. CHAMBERS

WITH an ever growing popularity for the various species of spruce for use in our ornamental plantings, we are confronted with the problem of controlling several of their very serious insect enemies. Two of these, the Spruce Budworm[1] and the Spruce Needle Miner[2], have only been with us here in Wisconsin in destructive numbers for the past few years. The Spruce Budworm has for more than a score of years been doing serious damage to the spruce and balsam forests of Canada where airplanes have had to be employed to apply arsenical poisons to prevent serious defoliation which was rapidly killing out large areas in their forests.

Fortunately, the pest can be readily controlled, if steps are taken in time, and the various species of spruce we are using in our ornamental plantings can be protected against injury by simply dusting the foliage with a light application of calcium arsenate just as the new growth begins to appear and repeating the treatment once or twice, if necessary, at ten-day intervals.

The insect spends the winter as partially grown larvae on the tree and resumes its feeding with the appearance of the new growth in the spring. Since it feeds almost entirely upon the new growth, it frequently becomes active a week or so in advance of this new growth and consequently has a voracious appetite. When a larva consumes all the new growth on one branch or tree it drops by a thread which it forms and is thus blown by the wind to other trees or branches. Upon completing their growth about the middle of July, the larvae pupate and emerge as inconspicuous grayish-brown moths with a wing spread of about ¾ of an inch. The moths seek out spruce or balsam twigs upon which to lay their eggs and while these hatch in a week or



Gall Produced by Spruce Bud Aphids.
Photo by Noel F. Thompson.

ten days there is no feeding by the caterpillars until the following spring.

The Spruce Needle Miner likewise spends the winter as a caterpillar or larva within some of the needles on the tree in which it has been tunnelling. The control for the Spruce Budworm will also control this pest. Most of the feeding takes place in the spring and early summer months, the larva entering one needle after another.

The third pest of importance we wish to mention is the Spruce Gall Aphid[3] which causes the cone-like galls illustrated in the accompanying figure to develop at the base of the new growth of various species of spruce.

The aphid came from Europe and is today distributed throughout the spruce belt of America. Passing the winter on the trees as a tiny, naked, greenish black nymph in crevices about the bud scales, this aphid resumes its development shortly before the beginning of growth of the tree in the early spring. In only a few days the insect reaches full development and begins laying eggs which hatch in less than a week and the young settle down in small colonies at the base of the new growth. Their attack, which results from their sucking out the sap, causes the individual bases of the leaves to become enlarged, each one forming a bulb-like hollow. There may be as many as 50 cells in a group, each of which may contain as many as a dozen young aphids. The fully developed gall resembles a tiny pineapple.

The control consists in spraying in the spring, just before the growth starts, with one of the miscible oils used at the rate of 1 to 30.



Spruce Needle Miner.
Photo by Noel F. Thompson.

[1] Archips fumiferana.
[2] Epinotia nanana.
[3] Adelges abietis.

It doesn't take a very great stretch of the imagination to consider your house and its surroundings as a painting when you exhibit it to a prospective buyer. In purchasing a home, as in buying a painting, the first impression has much to do in determining the decision. Certainly a house situated in the midst of a barren tract of ground will not carry the same feeling tone that the same house would if surrounded by a well-planted lawn and flower garden.

Co-Operative Fruit Growers Exchange Organized

A CONFERENCE of representatives of local fruit growers organizations in Wisconsin was held under the auspices of the Wisconsin Dept. of Agric. & Markets at Wisconsin Rapids, Thursday, May 29.

The result of the conference will have important and far-reaching effect upon the fruit industry of Wisconsin. It was voted by those present to organize a State Fruit Growers' Exchange. The duties of this exchange will be to study marketing conditions for Wisconsin tree fruits and small fruits with a view of co-ordinating and regulating their sale and distribution.

A number of Wisconsin fruit growing sections are attempting to solve their marketing problems through local cooperative marketing associations. While this has been a great help in the past, nevertheless these various small associations are competing among themselves for markets.

Several associations may ship a carload of strawberries, which are very perishable, into the same city on the same day, over supplying the market and demoralizing the price while another city may be short of berries. A fruit growers exchange, first making a study of the situation and then having full power to handle the distribution of all Wisconsin shipments will be an important step in solving the marketing problem of the Wisconsin grower.

To set in motion machinery for establishing the exchange a committee to proceed with the work was appointed at the conference at Wisconsin Rapids. This committee is to consist of one representative of each of the grower organizations in the state. Those appointed were: Mr. H. W. Ullsperger, Sturgeon Bay; Mr. Rex Eberdt, Warrens; Mr. W. H. Hanchett, Sparta; Mr. N. H. Robinson, Wisconsin Rapids; Elwood Brewer, New London; Ed Carver, Bayfield. Representatives of other organizations will be added to this committee when they decide to join the movement.

A meeting of the committee will be held at Sturgeon Bay, Saturday, July 19th at which time definite action is to be taken.

The Wisconsin Bureau of Markets was instructed to prepare plans, constitution and by-laws, and other details for consideration at the next meeting.

Mr. Ralph Peterson, Chief of the Dept. of Markets was in charge of the meeting. A. W. Pommerening and Wm. Kirsch of the department are assisting in the work. The Horticultural Society will also cooperate in the movement.

SPRAY RASPBERRIES

Raspberries for your table, free from worms, can easily be produced.

By spraying the raspberry bushes with lead arsenate, mixed at the rate of three pounds to 100 gallons of water or in small quantities at the rate of six rounded tablespoonsful to three gallons of water. Making these applications once a week or every ten days, starting just before the first blossom buds appear and continuing until the bushes are in full bloom, will successfully control this insect pest.

Conral L. Kuehner, fruit specialist of the Wisconsin college of agriculture, states that the raspberry beetle which causes the raspberry worms is now quite common in many old raspberry patches in most parts of the state.

Usually three sprays will provide sufficient control of the pest, but it is important that each spray be applied thoroughly so that every bud and leaf is completely covered.

NEWS ITEMS FROM NORTH DAKOTA

A. F. YEAGER
Secretary

Most kinds of lily bulbs should be planted at least eight inches deep. The recommendation is usually made that they be planted on their sides. This is because the bulb is scaley and planting on the side prevents moisture from getting under the scales and causing rot. Probably the hardiest lilies we have are the Tiger Lily and the Elegans Lily. These are the ones most often seen in door-yards.

In the Flower Grower, Mr. Platz, of Michigan, says that a method of renewing old Glad bulbs is to husk, dig out all the eyes excepting one, then treat and plant. The bulb produced from such a treatment will be thick and strong instead of flat and thin as is usually the case with old bulbs. Cutting bulbs into two or more pieces with an eye in each piece also tends to rejuvenate them, though the blossoms the first year will be less.

We have several inquiries about the growing of watermelons on a large scale but have not been recommending it. The difficulty is in producing large enough melons to compete with the southern grown ones. This is one crop where the larger the specimens the more salable they are and the better the price per pound.

The question is asked why lilies often come true from seed while peonies and glads do not. The reason is that peonies and Glads have been produced as a result of many crossings, and therefore have a very mixed ancestry, while many of the lilies are not crossed at all. Crossing is a way of causing variation in seedlings.

EDITORIALS



Annual Convention Will Not Be Held In Sturgeon Bay

AT A recent meeting of the Board of Managers of the Horticultural Society held at Sturgeon Bay, it was decided not to hold the annual convention of the society in the City of Sturgeon Bay this coming November. This is at the request of Sturgeon Bay interests who feel that they would rather have the convention there in 1931, when their new hotel will be in operation. At the time the society voted to have its convention at Sturgeon Bay, there was every indication that the new hotel would be ready this coming Fall, but plans were changed and it will not be built until next year.

The society is therefore open to invitations from other cities to hold its 1930 convention. One of the qualifications are that a local Horticultural Society or Garden Club act as host to the convention. There must be suitable rooms so that at least two programs can go on at the same time and also ample space for the exhibits of fruit, flowers and vegetables.

Dr. L. R. Jones Resigns

DR. L. R. Jones, who for 21 years has been head of the Plant Pathology Department of the University of Wisconsin, announced his retirement as active chairman of the Department in June.

Dr. Geo. W. Keitt has been named by the Regents as head of the Department.

Dr. Keitt has aided Dr. Jones in administration work for a number of years. Under their leadership, the Department has done some of the most outstanding work in the field of Plant Pathology anywhere in the country.

Dr. Jones will continue to act as council with scientific and governmental organizations.

The State Fair

PLANS for the extension to the Horticultural Building at the State Fair have been completed and work on the building will start soon. Plans have already been made by E. L. Chambers, superintendent of the building, for increased exhibits of fruits, flowers, and vegetables which will completely fill the entire available space.

The new addition will be sixty-four feet in length. This will give the entire building a total length of about 258 feet.

Peony and Iris In June

JUNE is the month for peonies and irises. In this issue we carry invitations from Sisson's Peony Gardens at Rosendale, Clarence Hubbard, of Lake Forest, Ill., The Northbrook Gardens, Northbrook, Ill., Miss Manegold of The Cooper Peony Farm, of Kenosha and the White Elm Nursery at Hartland to visit the peonies and irises while in bloom. All those mentioned above will have exhibits of peonies at the State Garden and Flower Show at the Milwaukee Auditorium, June 20-21-22, in which they will feature their best varieties.

Cherry Blossom Sunday

MORE than eight thousand autos crossed the bridge to Sturgeon Bay, Sunday, May 18, for Sturgeon Bay's most gala day "Cherry Blossom Sunday".

There was considerable rejoicing in Door County on this day because last minute changes in temperature late Saturday, May 17, saved a two million dollar cherry crop from what appeared almost inevitable destruction. In almost every other part of the State, where the cherries were in blossom, the frost ruined the crop. The fact that Door County is surrounded on both sides by water, no doubt, prevented the temperature from going below the minimum of thirty-three degrees while in many sections farther south it fell considerably below that point.

The North and South Dakota Horticultural Societies are combining their monthly Horticultural publication. The magazine will be called the North and South Dakota Horticulturist.

Mr. James Livingstone, superintendent of the Holton and Hunkel Nursery at Brown Deer is on the job after spending several months in Scotland this past winter. Both he and Mrs. Livingstone reported a very pleasant trip tho they found the weather in Scotland rather chilly.

Mr. Livingstone was very busy with a large planting of evergreens. The Holton and Hunkel Company has an extensive acreage in ornamentals and evergreens of all kinds which they are selling to the trade at wholesale. The local retail nurserymen are pleased with the fact that they can buy stock at wholesale nearby so that they do not have to ship in carload lots. It will be very convenient to drive to the Brown Deer plant with the truck and get the stock required.

Eschrich's Nursery, North Milwaukee, was the scene of great activity during May when the editor called. Mr. Eschrich has a beautiful rock garden and specializes in evergreens, ornamental shrubbery, perennials, and other nursery stock.

Mr. Eschrich agreed to put on an exhibit at the State Garden and Flower Show. He made the statement, "I will be glad to do anything I can to help make the show a success."

Conrad Kuehner, extension horticulturist, who works almost day and night organizing cooperative sprayring associations in Wisconsin, reports that there has been a great increase in rings this spring. This is encouraging and Mr. Kuehner's work will be long remembered in Wisconsin in this connection.

Mr. Robert Lassen, proprietor of Pomona Gardens just west of Racine, had a wonderful display of tulips in full bloom the latter part of May in front of his green house. Mr. Lassen is specializing in some of the best varieties of tulips and perennials and does a very thriving business with green house plants and flowers. We could not help but appreciate the high quality of everything he is producing.

J. F. Swartz and Sons, of Kenosha, have had a very busy spring. They have built a number of rock gardens in Racine, Kenosha and along the lake shore north of Chicago. Sales have been very brisk, they report, in rock garden plants, perennials, evergreens and ornamental stock in general.

The Sommers Nursery on the Janesville Road, West Allis, has some very wonderful specimens of evergreens. Their Juniper Pfitzeriana were among the best specimens we had ever seen. Mr. Sommers decided to take part in the State Garden and Flower Show to help the cause of promoting more interest in home and civic beautification.

Swartz Bros. who operate forty acres of apple orchard, near Waukesha, are at war with rabbits and mice. They suffered a loss of about $1,000 this past winter from these rodents in spite of everything they could do. They are contemplating more drastic measures for this coming winter.

The Swartz orchards, which are just beginning to bear, are in splendid condition.

Oscar Hoefer, of Kenosha, who does an extensive landscape business in Kenosha and adjoining cities, gave a very interesting talk on tulips and lilacs at the May meeting of the Kenosha society. He named and told the most interesting features of a large number of blooms of these flowers which he brought to the meeting with him. We were led to believe that Mr. Hoefer knows his tulips and lilacs.

N. A. Rasmussen of Oshkosh is doing quite an extensive landscaping and nursery business. His daughter Merle has just completed the course in landscaping at Iowa and is taking charge of the planning and design. They have several projects in Madison in addition to extensive work in the Fox River Valley.

Mr. Vaughan S. Conway who many of our members know from his connection with W. A. Toole of Baraboo, is making a tour of nurseries and gardens of America and Europe this summer. We hope to publish several letters from him, telling some interesting Horticultural news about his trip.

Wychwood

BE SURE to visit Wychwood this season for a study of nature and birds. We spent a very pleasant and profitable hour with Mr. Wm. Longland, superintendent in charge, the latter part of May. The air was filled with the songs of birds of which there are a great many species in this wild life and plant refuge. Here most of the wild flowers and a great many species of shrubs and trees may be studied by the student of nature and gardening.

Those who desire to visit Wychwood should make arrangements with Mr. Wm. Longland, Wychwood, Lake Geneva.

New Iris Catalog

WE HAVE just received "An Iris Lover's Catalog with Iris Map for 1930," put out by F. X. Schreiner, St. Paul, Minn., R. 1, Riverview Station. This is an unusual catalog, full of information about the various iris varieties. It will be a valuable addition to every Iris Lover's library.

STATE GARDEN CLUB FEDERATION NEWS

Federation Aims: To stimulate and help garden clubs throughout the state: to develop interest in and broaden the knowledge of gardening; to aid in the protection of trees, plants and birds, and promote civic beautifications.

NEWS ABOUT THE STATE GARDEN AND FLOWER SHOW

SOME of the members of our committee were inclined to believe that the three large rooms in the Auditorium Annex would be too much space for the show but now we are beginning to worry for fear we won't have room for all the exhibits.

At this writing, May 24, we have enough exhibits promised to fill the space allotted and it will most likely be necessary to use the hall-way between the Annex and the Auditorium proper.

Nurserymen who have, so far, signed up for exhibition gardens are: The White Elm Nursery, W. A. Toole of Baraboo and Swartz Nursery, Kenosha who were with us last year, Mc Kay Nursery, Madison, Sommers Nursery, West Allis, Eschrich Nursery, No. Milwaukee, Terrell's Aquatic Farms, Oshkosh.

Peony exhibits will be featured by Cooper Peony Farm, Miss Manegold, Prop., Kenosha; Clarence Hubbard Peony Farm, Lake Forest; and Northbrook Gardens of Northbrook, Ill.

THE PREMIUM LIST

THE premium list for the amateur classes at the State Garden and Flower Show were published in the May issue. We do not have room to publish the entire list again this month so suggest that all members keep their May Wisconsin Horticulture on file.

Amounts of Premiums

Prizes will be in the form of plants, nursery stock, or bulbs donated by the Wisconsin nurserymen. The amounts will be in most cases, as follows:

1st prize, $3.00 in plant premiums.
2nd prize, $2.00 in plant premiums.
3rd prize, $1.00 in plant premiums.

In a few cases the prizes will be $2, $1, and 75¢, while in the artistic arrangement groups, the prizes will be $5, $3, and $2.

We have a number of copies of the May issue left over. We will be glad to send a copy free to anyone who writes for it.

A printed premium list and program will be published for the flower show containing the full list of premiums with the amounts and the nurserymen donating the plants. This will be available about the middle of June. Exhibitors who wish for a copy should write the Horticultural Society for a copy.

Those who have already donated plant premiums are as follows:

Eschrich's Nursery, Milwaukee, Wis.
Clarence Hubbard, Lake Forest, Ill.
Miss Nora Manegold, Cooper Peony Gardens, Kenosha, Wis.
McKay Nursery, Madison, Wis.
Northbrook Gardens, Northbrook, Ill.
Sisson's Peonies, Rosendale, Wis.
Sommer's Nursery, West Allis, Wis.
Swartz Nursery, Kenosha, Wis.
Terrell's Aquatic Farm, Oshkosh, Wis.
W. A. Toole, Baraboo, Wis.
White Elm Nursery, Hartland, Wis.

One of our members states that he has had much trouble with snapdragon rust. The only suggestion for controlling it that we could give was to stop growing snapdragons for a while. Incidentally, I would like to know whether other members have had trouble with this disease.



The Prize Winning Little Garden at the 1929 Show.

NOTES FOR EXHIBITORS

GARDEN Clubs who have committees putting on Little Gardens at the State Garden and Flower Show will be interested to know that the executive committee has decided to give a cash prize of $5.00 to each committee who puts on such an exhibit.

The Little Gardens are those that are 8x12 feet in size. In addition, evergreen, peat moss, sawdust, sod and stones will be furnished.

While we have a number of Garden Clubs who have agreed to put on a Little Garden, we have room for a few more.

JUDGES FOR STATE GARDEN AND FLOWER SHOW

THE following judges have been selected by the executive committee to judge the various classes at the show.

Shadow Boxes

Mr. Alfred Pelikan, Chm., Milwaukee, Wis.
Mrs. Della Rindy, Madison, Wis.
Miss Charlotte Partridge, Milwaukee, Wis.

Tables

Miss Ann Koerner, Milwaukee, Wis.
Mrs. O. W. Dynes, Hinsdale, Ill.
Mrs. Euclid Snow, Hinsdale, Ill.

Exhibition Gardens

Prof. F. Aust, Madison, Wis.
Mr. Phelps Wyman, Milwaukee, Wis.
Mrs. Mildred Lent, Milwaukee, Wis.

Miniature Models and Home Grounds

Prof. Wm. Longenecker, Madison, Wis.
Mr. Frank M. Edwards, Milwaukee, Wis.

Room Decoration

Mrs. Gilman, Milwaukee, Wis.
Miss Miriam Frink, Milwaukee, Wis.

Posters

Mr. Ben Hunt, Milwaukee, Wis.
Mr. Gustave Moeller, Milwaukee, Wis.

Special Exhibit

Mr. Ralph, Hartland, Wis.
Mr. Ed. Hunt, Milwaukee, Wis.

Peonies

Mr. Walter F. Miller, Sun Prairie, Wis.
Mr. Clarence Hubbard, Lake Forest, Ill.
Mr. W. F. Christmann, Northbrook, Ill.
Miss Nora Manegold, Kenosha, Wis.

Perennials

Prof. J. G. Moore, Madison, Wis.
Mr. Jas. Livingston, Brown Deer, Wis.
Mr. A. J. Smith, Lake Geneva, Wis.
Mr. W. A. Toole, Baraboo, Wis.
Mr. W. A. Dustrude, Hartland, Wis.

Roses

Mr. Axel Johnson, Lake Geneva, Wis.
Mr. Wm. Longland, Lake Geneva, Wis.

Iris

Mr. Paul Battey, Northbrook, Ill.
Mr. Geo. Morris, Madison, Wis.

Grasselli
SPRAY PRODUCTS

Grasselli Spray and Dust Materials

are certified as to quality and uniformity and are preferred by many leading growers.

GRASSELLI GRADE

Arsenate of Lead Powder
Calcium Arsenate Powder
Bordeaux Mixture Powder
Lime Sulphur Solution
Dry Lime Surphur
Oil Emulsion
Monohydrated Copper Sulphate
Casein Spreader
Sulphate of Nicotine

THE GRASSELLI CHEMICAL CO.
Incorporated
Founded 1839 Cleveland
Branches in 19 other Cities

GRASSELLI GRADE
A Standard Held High for 91 Years

PATRONS AND PATRONESSES FOR THE WISCONSIN STATE GARDEN AND FLOWER SHOW

Milwaukee Auditorium, June 20-21-22

1. Mr. and Mrs. Arthur N. McGeoch
2. Mr. and Mrs. Clement C. Smith
3. Mr. and Mrs. Clarence Falk
4. Mr. and Mrs. Ludington Patton
5. Mr. and Mrs. Wm. D. Van Dyke
6. Mr. and Mrs. Harold H. Seaman
7. Mr. and Mrs. George P. Miller
8. Mr. and Mrs. Grant Fitch
9. Mr. and Mrs. Frank R. Bacon
10. Mr. and Mrs. Irving Seaman
11. Mr. and Mrs. Francis Bloodgood
12. Mr. and Mrs. Orton L. Prime
13. Mr. and Mrs. Alfred F. James
14. Mr. and Mrs. Harry Judd
15. Mr. and Mrs. Nathanuel Greene
16. Mr. and Mrs. Louis R. Gaylor
17. Mr. and Mrs. Walter Lindsay
18. Mr. and Mrs. Frederick Pabst
19. Mr. and Mrs. Joseph Nihlein
20. Mr. and Mrs. Henry Thompson
21. Mr. and Mrs. Rudolf Hokanson
22. Mr. and Mrs. Gustav Reuss
23. Mr. and Mrs. Wm. Nihlein
24. Mr. and Mrs. George D. Van Dyke

COMMITTEES FOR THE STATE GARDEN AND FLOWER SHOW

Milwaukee Auditorium, June 20-21-22

Executive Committee: Mrs. R. H. Malisch, Pres.; Mrs. C. W. Vaughn, Vice-Pres.; Mrs. A. W. Sperber, Sec.-Treas.; H. J. Rahmlow, Cor. Sec.; Mrs. C. E. Strong, West Allis, Wis.. Huron H. Smith, Pres. Milwaukee Soc.; Mrs. Wm. A. Bowers, Pres. Milwaukee Art Institute; Miss L. A. Seaman, Pres. Green Tree Club; Mrs. J. Simon, Pres. Hillcrest G. C.; Mrs. Robert Stoll, Pres. West Allis G. C.; Mrs. R. H. Malisch, Pres. Hawthorne G. C.; Mrs. E. C. Haasch, Pres. Wauwatosa G. C.

General Entry Committee: Mrs. Jas. Johnson. Miss Shipper.

Gen. Mgr.: H. J. Rahmlow, Madison.

Asst. Mgr.: E. C. Haasch, Wauwatosa.

Committees in Charge of Projects

Shadow Boxes: Class A.—Mrs. A. Noerenberg. Class B.—Mrs. Ed. Corrigan. Class C.—Mrs. E. C. Haasch.

Luncheon Tables: Class A.—Sunday Evening Supper Tables; Mrs. Henry Hohberg. Class B.—Special Occasion Tables; Mrs. Owen Pritchard. Class C.—Formal Dinner Tables; Mrs. John Paul, Sr.

Exhibition Gardens: Mrs. Chester Thomas.

Miniature Models:

Room Decoration: Mrs. Robert Stoll, Mrs. A. W. Krueger.

Posters: Dr. H. Nolte.

Special Exhibits: Miss Celia Dix, Mrs. Theo. Koerner.

Flower Show Committees

Peonies: Mrs. Geo. Leverenz, Chm.; Miss Mabel Thoms, Mr. L. Potter, Mrs. Aug, Peters, Mrs. Lisle Horton.

Perennials: Mrs. Klingbeil, Chm.; Mrs. M. Vander Hoogt, Mrs. [illegible] Pohlman, Mrs. S. Wedgewood.

Roses: Mrs. Wm. Hopkinson, Chm.; Aug. Peter.

Iris: Mrs. O. J. Reuss, Mrs. A. Jaeger.

General Committee

Lay-out and Design: Mr. Alfred Boerner.

Publicity: Mr. Huron Smith, Chm.; Mr. Fay Coon.

Music Committee: Mrs. J. Gaines, Chm.; Mrs. John LeFeber.

Patrons and Patronesses: Miss L. A. Seaman, Mrs. W. A. Bowers.

Boys and Girls' Club Work: Fay Coon, Chm.

NOTICE REGARDING MINIATURE MODELS

MINIATURE models need not be brought to the State Garden and Flower Show until Thursday afternoon, June 19th, or Friday morning June 20th. Plans for the construction of a model plat have been changed.

It is suggested that as much work as possible be done on projects on Thursday afternoon.

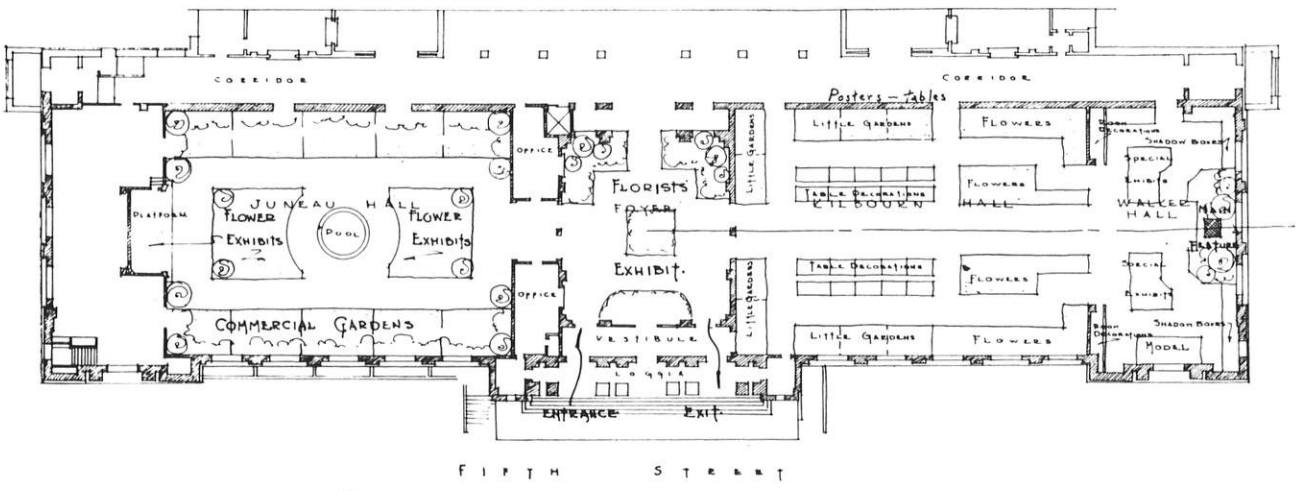

—FLOWER SHOW PLAN—

SCALE: 1/16" = 1'

Design and Floor Plan for the State Garden and Flower Show Milwaukee Auditorium

Drawn by Boerner Bros., Landscape Architects, Milwaukee

News of the Garden Clubs

SUPERIOR GARDEN CLUB FORMS NEW AUXILIARY

MRS. J. W. KENNEDY

The Garden Club of Superior reports a third auxiliary group has been formed, the members of which reside in South Superior.

The second auxiliary is expecting to hold its annual Iris show sometime in June.

One of the Banks in Superior is promoting a Peony show and has asked the assistance of the garden club.

The Garden Club has united with the Evening Telegram in sponsoring a Garden Poster Contest in the schools for which prizes are offered and the posters will be used to advertise the regular Flower Show late in July or early August and will be exhibited at that time. One of the special features of the show this year will be the exhibits of flowers grown by children for which separate prizes will be offered.

WAUKESHA CLUB HAS INTERESTING MEETING

Mrs. Albert Blasing, Secretary

We had an interesting March meeting. We have a nice large room in the YMCA and the use of the gas range.

After the business meeting we had a most interesting program. Mrs. Anna Hansen read a paper on the humming bird, and gave a most interesting description of a humming bird's nest which she was fortunate enough to discover in a shrub near her home in the West. Mrs. Albert Blasing read an article on the blue bird.

Mrs. Chas. Atkin, our president, gave a talk on three different wild flowers with an original poem by a talented member of our club, Mrs. Harry Volk.

Delicious "marguerites" and tea were served, and marguerites were used for table decorations.

The April meeting was also interesting. We still are studying the Spring birds. The meeting was held at the home of a member, Mrs. Hansen, who presented each member with a bulb. Lawns were discussed and a wonderfully helpful paper was read by Mrs. Volk on "Lawns", and condensed facts about the making of new lawns and improving the old ones written by C. E. Wills.

A number of the members of the club gave their impressions of the Chicago Flower and Garden Show which quite a number attended.



HAWTHORNE CLUB PLANS EXHIBITS AT SHOW

Marie Gaines, Secretary

The Hawthorne Garden Club of Hales Corners, met at the home of Mrs. J. H. Paul on May thirteenth. After enjoying a view of her very lovely garden which was in Springtime glory we held our meeting and made plans for the Flower Show, deciding to concentrate our efforts on three exhibits and trying to make them worth while.

Delphiniums

Peonies **Iris**

Potted annuals for your garden ready for delivery May 1st.

Write for prices and reservations, wholesale and retail.

COOPER PEONY GARDENS
Box 471 Kenosha, Wis.

WEST ALLIS CLUB WILL TAKE PART IN FLOWER SHOW

Martha L. Krienitz, Secretary

The regular meeting of the West Allis Garden Club was held at the home of Mrs. R. Stoll of Wauwatosa, on the 21st of May.

The meeting was very interesting and featured a study of all the wild flowers blooming at this time of the year in this vicinity, from fresh gathered blooms.

A lesson of color harmony and artistic flower arrangement was given by our president, Mrs. R. Stoll. Plans were laid for the active part which the club desires to take at the State Garden Show.

A stroll thru the lovely gardens of Mrs. Stoll and Mrs. Sewell closed the afternoon's program which had been opened by a recitation and a song by Robert Sewell.

The next meeting will be at the home of the Secretary.

WHEN YOU BUY Niagara DUSTS and DUSTERS YOU BUY PROTECTION

Your Garden

What a Pleasure

When it is clean and productive—Beautiful bloom and Luscious fruit—Free from diseases and insects.



What a Nuisance

When it is full of disease and infested with bugs and worms.

No Need of Having Them

Just send $1.50, Check or Post Office Money Order, together with a letter telling what your problem is and we will send you at once a Niagara Dust Gun and a one-pound tin of the proper dust to use for your particular trouble.

Central Wisconsin Seed Company

WAUPACA WISCONSIN

The **Wisconsin Rapids Garden Club** will put on an elaborate garden and flower show at the Armory, Wisconsin Rapids, on Saturday and Sunday, June 14th and 15th, says Mrs. G. W. Millard, secretary of the club. Mr. Eric Bucholz, well known landscape architect, has charge of the lay-out and design.

The show will feature spring flowers, iris, and peonies. A number of shadow boxes have been made for the occasion and also other feature exhibits.

The club has held two very good meetings during the past few months. County Agent H. R. Lathrope gave a very interesting and instructive talk on "Lawns and Their Care". At the May meeting Mr. Henry Ebsen, local florist, gave an instructive talk on "Fertilization and Care of Perennials".

All members of the club are enthusiastic workers and are looking to a very helpful profitable year.

OSHKOSH SOCIETY HAS INSTRUCTIVE MEETING

Florence Winchester, Secretary

The May meeting of the Oshkosh Horticultural Society was held at the Museum May 5, 1930. Mrs. William Blake had charge of the supper and Mr. and Mrs. Fred Hoaglin were host and hostess.

The meeting was called to order by the president, Mr. John Geiger. Community singing was enjoyed by all with Mr. Clyde Terrell at the piano.

The minutes of the previous meeting were read and approved. The treasurer's report was accepted and placed on file.

The June meeting will be the first one in the country and will be held with Mr. and Mrs. Walter Brunka.

Mrs. James Fallon, 17 East Irving St., was voted in as a new member.

Mr. Ihrig had the main topic of the evening, talking on the subject of early vegetables. It being such a broad topic everyone took part with Mr. Ihrig leading the discussion. The best varieties of early vegetables to plant and the various kinds of fertilizer were talked about.

Then some questions that were still in the question box were answered.

Mr. Gerdes was asked to tell how his dahlias that were paraffined had kept. He said they had kept fine, with very little shrinkage and were beginning to sprout.

"Great things are Done when Men and Gardens meet—
These be not Done by Jostling in the Street."

WAUWATOSA CLUB MEETING

Ernest Lefeber, Secretary

The Wauwatosa Garden Club met for its regular meeting on the evening of May 20th, at 7:30 P. M., Mrs. E. C. Haasch, President, presiding.

About 75 members and friends were present. Mr. H. J. Rahmlow, secretary of the State Horticultural Society was the speaker for the evening, giving an illustrated talk on the following: Making the Outdoor Living Room, Rock Gardens, Dahlias.

He also spoke about the projects at the State Garden and Flower Show to be held at the Milwaukee Auditorium in June.

All present enjoyed a profitable evening.

KENOSHA SOCIETY TO HOLD FLOWER SHOW

Vincent Frantal, Secretary

The Kenosha Horticultural Society will hold a flower show on June 6th exclusively for members. Prizes and ribbons are to be offered. Local nurserymen and florists will also take part.

Mr. Oscar Hoefer gave a talk on Tulips and Lilacs which he illustrated with blooms, at the meeting on May 21st. "Why raise Butterfly Bush and other half hardy shrubs when beautiful Persian and French Lilacs can be had," he contended.

Mr. H. J. Rahmlow favored us with a visit and a talk on "Rock Gardens." (Many fans were present) The talk was illustrated with colored slides. A vase of beautiful mixed tulips was awarded a prize by Mr. Rahmlow and Mr. Gaylord Snyder who acted as judges. New members taken in were Mrs. John L. Milligan and Mrs. H. John Larsen of Kenosha and Mrs. C. T. Hockney of Silver Lake, Wis.

There was a large display of flowers at the meeting, brought by the members.

In talk with a casual acquaintance, the topic of radio sets came up.

"How many controls are on your radio set?" inquired the man of my husband.

Hubby, grinning in my direction, answered impishly:

"Only four—my wife, two sons, and a daughter."—Mrs. L., Leeton, Mo.

"Listen, remarked the exasperated driver over his shoulder, "Lindbergh got to Paris without any advice from the back seat."

SUM-MER-DEL FLOWER SHOW

Hartland, June 20

HELEN M. MOORE
Chairman

JUNE, the month of roses—and of flower shows! All over this fair land of ours hundreds of shows are paying tribute to this glorious month of flowers. And who could resist it? From the cloistered woods to the professional greenhouses everything is exultingly growing. Growing! And man, with his slow, ponderous, methodical steps is vainly trying to keep pace. But Nature, ever ahead, turns every now and then and beckons. So onward he goes, allured by the heavenly promises of the growing things around him, and—in perfect ectasy of delight—gives himself up to them.

We pause long enough during this blessed month to gather together in one place some—only some—of the marvels of creation. We call it a Flower Show! We simulate Nature. We try to produce atmosphere to make the growing things feel at home. It is only a gesture toward the fringe of the garment—but it is a gesture in the right direction. If the visitors to these shows will feel something s t i r r i n g down inside of themselves the Spirit will have done Its work.

Sum-Mer-Del will do her bit on the 20th day of June, in the High School Gymnasium, Hartland, Wisconsin. Our show is not limited to Garden Club members or to any one territory. ALL who are interested in gardens and flowers are invited to exhibit, but, the flowers must be grown by the exhibitor.

Write for Premium Schedule

(Editors' Note) Lack of space prevents us from publishing the premium schedule for this show. Anyone interested should write Miss Helen M. Moore, Chm., Delafield, Wis.

Hartland is on Highway 19 near Milwaukee. Visitors to the State Show at the Auditorium may see this show as well on June 20th.

THE DES MOINES GARDEN CLUB

WE HAVE been very much interested in the organization and operation of the Des Moines Garden Club, one of the largest clubs in the country. The success attained by this club leads us to feel that Wisconsin Garden Clubs may well study this type of organization with a view to adopting some of its policies.

We received a very interesting letter from Fae Huttenlocher who has charge of "The Garden Club" a department of Better Homes And Gardens. Incidentally we might mention that every Wisconsin Garden Club should receive this publication. The following is her letter relative to the Des Moines Club.

"The Des Moines Garden Club had reached a membership of 300 members last year. There was a feeling of discontentment and a dropping off of attendance because the programs did not fit the practical needs of everyone. The difficulty of *planning a program that would be of value to the beginning gardener and new member, as well as retain the interest of the experienced gardener and old member, was recognized.* And so we planned divisional meetings that would take up the special phases of gardening. In order that the club might still remain as one, the general monthly meeting was also resumed.

The divisional meeting allowed for a closer personal contact, round table discussion, and meetings held in the smaller gardens not open to the entire club.

Each division was limited to 50 in number. Every member was given an opportunity to sign up for one division at the first general meeting. If anyone wanted to attend a division's meeting other than the one they signed for they must pay 25¢ for the privilege. This helped to keep the division within bounds.

You will note by the enclosed year book that attractive names were given each division, and practical yet interesting programs planned for them. The plan met with real enthusiasm as is shown by our growing membership of 475 paid-up members for this year.

One of our most enthusiastic divisions is the men's division, (Hoe and Rakes) with 56 members under the leadership of Mr. Jay Darling (Ding, the cartoonist). We have never had over three men members heretofore."

The club publishes a very interesting year book which contains the programs for all of the club sections which have been carefully planned in advance and some interesting garden notes. Mrs. Forrest Huttenlocher is president of the club while Miss Mary E. Allen is corresponding secretary.

You Are Invited

We extend to you and your flower loving friends a most cordial invitation to enjoy with us the pleasure of viewing our vast field of peonies in bloom.

In addition to our mass display in the field, probably unequaled in the world, we stage an indoor show in our exhibition hall especially designed and built for the purpose.

Present indications are that our peonies shall come into bloom this season about June 10th. The date, of course, varies with the weather. We are pleased to advise intended visitors of exact date to see the greatest display or to see any certain variety in which they may be especially interested, at its best.

Clarence W. Hubbard

Grower of Peonies

1275 N. Waukegan Road **Lake Forest, Ill.**

(Ill. State Highway 42A)

THE HUBBARD PEONY FARM

DUDLEY CRAFTS WATSON

AT THE Western edge of the fashionable North Shore City of Lake Forest, Illinois, has risen one of the most interesting groups of buildings in the entire middlewest. It is a compound of a number of buildings connected under a meandering roof of glorious colored slate. The buildings themselves are irregular in shape, charming beyond description in their design, and full of the spirit of new world adaptation of European country architecture. The entire scheme with its hundreds of tons of Wisconsin weathered stone, old oak timbers, wrought iron, imported urns and chimney pots, makes an impression more stirring to the average beholder than even the vast acres of glorious peonies and iris adjoining.

Mr. Clarence W. Hubbard, who has long been one of the foremost peony growers, with his establishment at Wilmette, Illinois, decided five years ago that he must have more space, a more ideal situation and the chance for unlimited expanse, so the Lake Forest site was chosen, out on the Waukegan Road on a slight eminence of ground overlooking the Skokie Valley. Journeys to Italy, France, Egypt, Greece and England gave the builder courage to go beyond anything that he had previously dreamed. Now we may safely say that Illinois may boast of the finest peony farm in the world.

I write this article in Berlin, Germany, looking down upon one of the most exquisite court gardens I have ever beheld. Notes made at Lake Forest six weeks ago are before me and in the interim I have seen gardens, both public and private and horticulture nurseries all the way from Naples to Berlin. None of importance in Italy, Hungary, Austria, or Southern Germany have escaped me, but none that I beheld are as complete as the Hubbard Farm in Lake Forest.

As we approach the group of buildings on the Hubbard farm, we first come to the charming residence, upon the exterior Norman in character. It has charm and distinction and a feeling of perfection in each thing selected. Then comes the splendid display room with its fireplaces, leaded windows, and inset tiles, treasures from Italy —especially Venice. Lovely things from England and France adorn the walls and fill the niches. It is a museum of garden furniture. Vases, marble and stone, Italian glass and pottery flower containers have been imported not only to beautify this magnificent room but to be sold to patrons who are bound to flock there for many a brilliant flower show, as the seasons come and go. Beneath this display room is the great bulb room, and back of it the packing and storage buildings and the gardener's office, again with splendid old doors of cold beaten iron from Venice; a great fire place; old hand timbers; beamed ceilings and delightfully tooled plaster walls. All of these buildings are connected and form a rambling ground plan and a still more fascinating skyline.

Mr. Hubbard invites peony lovers to visit his gardens during the blooming season this month.

In order to see the flowers at their best, write Mr. Clarence Hubbard, Lake Forest, Ill., and he will be pleased to inform you when to come.

One of our members suggests the possibility of spraying apples to prevent fire blight. Careful experiments by Experiment Stations have not shown any particular benefit in this direction. Well cared for commercial orchards always receive many sprays, probably more than any orchard in North Dakota now gets, and yet fire blight sometimes wipes out whole orchards.

—No. Dakota Notes.

DISEASES AND TREATMENT OF ROSES

H. GUTKNECHT

A ROSE garden in an airy sunny location, well fertilized and cultivated is much easier to protect from pests than one that does not enjoy these advantages.

Vigorous growth and proper care prevent much disappointment in the rose gardens and prevention is better than cure.

Mildew, Blackspot and Canker are our big disease problems in the rose garden. Mildew caused by quick changes in atmospheric conditions or long spells of cloudy damp weather. The best remedy is to dust with sulphur in the morning when wet with dew as soon as it is noticed. Care should be taken not to plant the varieties that are especially subject to mildew.

Black spot is also a fungi disease which lives over winter on old rose leaves. Dusting regularly each ten days to two weeks with nine parts of sulphur to one part of arsenate of lead will protect them against black spot and mildew fairly well and also help to control insect pests.

About the best remedy for Canker is to cut off infected parts and burn, making sure to cut well below affected parts as soon as noticed.

Green Aphis or plant lice can be controlled with black leaf forty, spraying as often as necessary.

The leaf roller should be crushed whenever seen in the rose garden. In order to have a well kept rose garden it requires almost daily inspection and immediate attention at the first sign of disease or pests.

She: I have just had an argument. Would you say, 'Shall I marry you,' or, 'May I marry you?'

He: May I marry you?

She: Oh! darling this is so sudden.

ART INSTITUTE GARDEN CLUB ACTIVITIES

Edessa K. Lines, Publicity Chairman

The Art Institute Garden Club has had some very interesting meetings during the past two months.

On April 25th Mr. Rahmlow addressed the club at the Art Institute on "Rock Gardens". The lecture was illustrated by slides.

May 16th Miss Gertrude Sherman and Miss Lenor Lindblom entertained the clube at a garden tea at their country home, "Acacia Farm", at Waterville, Wis. An address was given on "Color Harmony and Floral Arrangement" by Mrs. O. Burdick of Milton, Wis.

In June, about the middle of the month, a motorcade will go to Hinsdale, Illinois to visit the iris gardens of Mrs. O. W. Dynes and other famous gardens in the vicinity.

On June 20, 21, and 22 the club will take an active part in the flower show to be held in the Auditorium by exhibiting a small model garden, a shadow box, and a decoration for special occasion table.

The club will be entertained in the garden of Mrs. John LeFeber, 1254 Lake Drive, on July 18th, and there will be informal talks on "Keeping a Garden Notebook", and, "The Use of Botanical Names".

August 15th the club will visit the garden of Mrs. Chester Thomas, Fox Point, where an address will be given on "Arrangement of Flowers, and Raising Perennials from Seed".

KIWANIANS PLAN TREE NURSERY

Members of the Madison Kiwanis club have been advised that the Wisconsin-Upper Michigan district of Kiwanis will establish for the United States forest service a nursery to serve the new federal forest areas in this district at a minimum cost of $15,000. A minimum of $2 per member of the Wisconsin-Upper Michigan district will provide the initial fund for the establishment of the nursery.

A wealthy New Yorker, a former Wisconsin man, has promised $5,000 on condition that others will raise the balance. The nursery will bear the name "Kiwanis Nursery" and after its acceptance the United States forest service will assume full responsibility for its future development, operation and maintenance.—State Journal.

GARDEN CLUB OF ILLINOIS ELECTS NEW OFFICERS

MRS. William Karcher of Freeport, Illinois, was elected president of the Garden Club of Illinois at the annual meeting held at Chicago on April 21st. The other officers elected were as follows:

Mrs. E. D. Pomeroy, Crystal Lake, Ill., First Vice-Pres.
Mrs. Jos. E. Callender, St. Charles, Ill., Second Vice-pres.
Mrs. Fred Court, West Chicago, Ill., Rec. Sec.
Mrs. Paul Battey, Glencoe, Ill., Corres. Sec.
Mrs. Geo. M. Kendall, Glen Ellyn, Ill., Treasurer.

Relative to the election of Mrs. Karcher, Garden Glories, the official organ of the Garden Club of Illinois, makes the following statement:

"The Garden Club of Illinois is to be congratulated upon having elected to its presidency Mrs. William L. Karcher, 1110 West Stephenson St., Freeport, Ill. Mrs. Karcher is of outstanding personality, has unparalleled business and executive ability and is blessed with the respect and affection of hosts of friends who have been permitted to know or work with her."

NORTHBROOK
PEONIES IRISES
The World's Best Varieties.
Grown in the deep black loam of Northern Illinois under ideal conditions, our plants have established a reputation for quality and vigor nationally recognized.
Send for your copy of the MASTER LIST. AMERICA'S BLUE BOOK OF FINE PEONIES AND IRISES. Full of information scientifically arranged.
NORTHBROOK GARDENS, INC.
Northbrook, Illinois
Paul L. Battey, President
W. F. Christman, V. P. & Mgr.

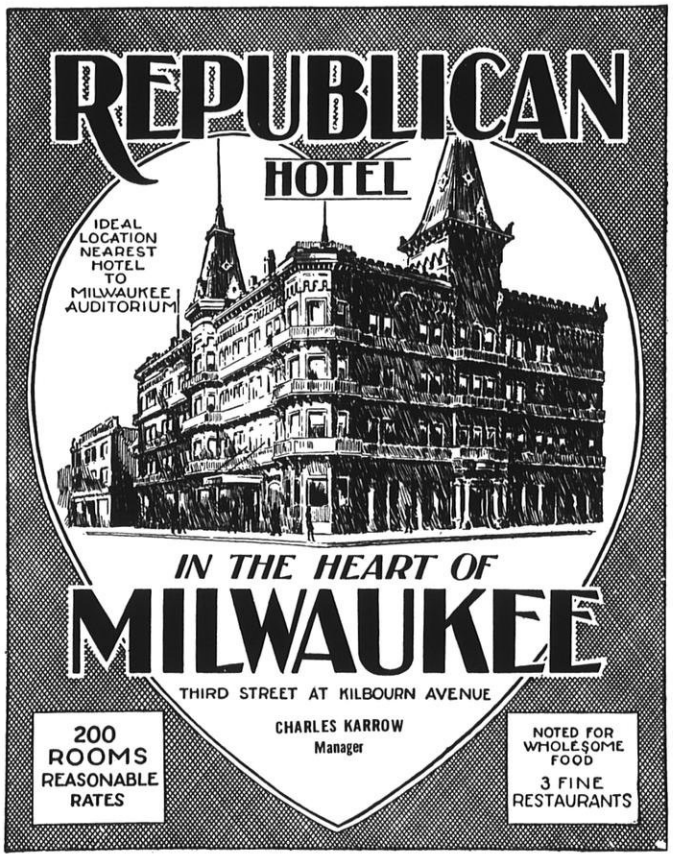

Control of Rusts and Leaf Spot

R. E. VAUGHAN
Wisconsin College of Agriculture

RUSTS and leaf spot diseases will soon be making their appearance in our gardens. These diseases are caused by different specific fungi which are not interchangeable between plants of different botanical families. Different cultural varieties may or may not be equally susceptible. Rusts cause a lot of trouble with hollyhock, carnation and snapdragon. Leaf spots appear on a wide variety of plants. While not as severe as the rusts in most cases they add no beauty to our flower beds or borders. An exception to this statement is found in rose leaf spot which may be very destructive.

The control for rusts and leaf spots is first sanitation, second protection by dusts or sprays and third selection of resistant varieties.

Sanitation is a help in this way, it removes the source of infection. As a rule the infection stays with the refuse leaves and stems of the previous year and when susceptible plants are put in the vicinity next year trouble is in store for them. Sanitation as applied to plant diseases means one of two things, namely: (1) removing all the old infected materials from the perennials. This may mean burying the refuse so deeply that the fungi will never reach the top of the soil, or burning it. (2) Arranging for annuals in a new location each year. With small gardens this is a difficult thing to do and probably accounts for many recurring cases of rusts, leaf spots and mildews. Sanitation is fundamental because it has to do with eliminating trouble before it starts.

The severity of rust on hollyhock and other plants depends not only on previous infection in the vicinity but also on the location of the plants and the rainfall. If the plants are located where there is good air drainage



R. E. Vaughan.

rust will be less severe than if the plants are close against a wall. The reason for this is that the rust fungi require a certain amount of moisture for their germination and development. Where air circulation is good the leaves often dry off so rapidly after a rain that the fungi do not start. We cannot of course control the rainfall but we can provide a location where the plants will dry off with reasonable speed after a rain.

Pruning plants that stand too thick is also of benefit in aiding air circulation and rapid drying of the stems after a rain. If the pruning knife is to be used, do it early before the stems have a chance to become weak from crowding. With the smaller shoots removed the larger ones will grow even better.

Use Sulphur Dust

The dust fungicide that has been found most successful in controlling rust on hollyhock, carnation and snapdragon and rose leaf spot is a finely divided sulphur dust, a part of which may be in the colloidal state. Such dusts are on the market by different companies under different trade names. Some are of pure sulphur and others have an arsenical added. Some have artificial colors added which do not have any noticeable influence on the effectiveness of the sulphur. A combination sulphur and arsenic dust is preferred because it provides protection against leaf eating insects as well as rusts and it also runs more freely in the dusters than unmixed sulphur. Sulphur alone has a tendency to lump if it is not handled carefully.

In the control of rusts the dusts have proved much better than the sprays. The time to apply dusts is just as soon as any evidence of disease is seen or even before it is seen. The number of applications will depend on the season. Usually the more wet weather the more applications will be necessary.

Hand dusters can be obtained in a variety of sizes, shapes and prices. Your garden implement dealers will have them in stock or can secure them on short notice. The plunger type of duster is somewhat less efficient than the fan type but the cost is much lower and for a few plants it does very good work.

Bordeaux Mixture

Bordeaux mixture is much less used about the flower gardens than formerly. There are several reasons for this. In the first place Bordeaux stains the foliage which is sometimes quite objectionable; in the second place it is a lot of bother to make up small amounts of mixture. Fortunately the manufacturing companies are now putting out prepared Bordeaux in dust and paste form which is very good.

Bordeaux should be used when

it is fresh. Old Bordeaux undergoes some chemical change which greatly reduces its efficiency. This applies to both the dust and paste forms. In buying Bordeaux it is important to note how it is designed to be used. Dry Bordeaux may or may not be designed for dusting. The paste Bordeaux is always to be used as a liquid spray. Follow directions on the package when making up the spray.

The best type of liquid sprayer for garden use is probably the compressed air sprayer. These come in different sizes from two to five gallons. In selecting the liquid spraying outfit secure one that has an extension rod from the valve shut-off to the nozzel. This will permit directing the spray where it is wanted. In the case of leaf hoppers on dahlias it is necessary to get the Bordeaux on the undersides of the leaves in order to be of best control.

Sprays and dusts are protective so far as plant disease control is concerned. This means that to give best results they should be applied before trouble starts or just as soon as indications of approaching trouble are seen. If a stitch in time saves nine, a spray or dust in time may save a whole plant. Timeliness is of great importance in applying control measures for plant diseases.

Disease Resistant Strains

The question of selection of disease resistant plants is one that is receiving some consideration in a study of hollyhock rust. A marked difference in the amount of rust has been observed in some hybrid strains. At the present time this investigation has not progressed to the point where resistant selections are available. There is no doubt but what a keen observer would find differences in resistance in other rust diseases. Here is a problem which awaits development.

Send specimens of your diseased plants to the Plant Pathology Department, College of Agriculture, Madison. We shall be glad to help you in clearing up questions of both cause and control.

CHERRY PICKERS WANTED FOR DOOR COUNTY

BOYS and girls who are willing to work will find a very pleasant and profitable occupation picking cherries in Door County this summer. The season will probably open about the middle of July, or sooner, this year. In addition to being able to earn good wages boys and girls will find Door County a very pleasant place to spend the summer. For information write The Door County Fruit Growers Union, The Reynolds Company, or D. E. Bingham, all of Sturgeon Bay. Mr. Bingham employs only girls of high school age or over.

Think of Your Harvest Now

An Investment

That's what it is. The cost of your time and labor, and the smaller item for spray and dust materials, is an investment. Wisely and thoroughly done it will pay big dividends.

Since labor is the big item and material cost the smaller factor, it's folly to risk the effectiveness of results for the sake of a fraction-of-a-cent difference in cost of material. Play safe—standardize on "Orchard Brand" and know that you are applying most potent Sprays and Dusts.

USE "ORCHARD BRAND"

Lime Sulphur Solution
Oil Emulsion
Bordeaux Mixture
Arsenate of Lead
Calcium Arsenate
Arsenite of Zinc
Dritomic Sulphur
Sulphur Dusts
(with and without Arsenicals)



Let us send you the 1930 "Cash Crops"—the latest annual edition.

GENERAL CHEMICAL COMPANY
40 Rector Street, New York
St. Louis Los Angeles San Francisco

G O I-73



ORCHARD BRAND
REG. U.S. PAT. OFF.
SPRAY & DUST MATERIALS

ORCHARD BRAND SPRAY and DUST MATERIALS

Color Harmony in the Rock Garden

MRS. O. J. REUSS
Milwaukee County Horticultural Society

THE sense of color is individual; what appeals to one person may not to another; and so, in the rock garden, as in any other garden, one can but express one's own preferences.

Strong contrasts in the rock garden are seldom happy; plants having the same strength of color, are best kept out of each other's company, or the resulting effect will be crude and hard. Harmony, not contrast, agreement, not opposition, is a good rule for the gardener. Contrast between the primary colors, i. e., red, blue, and yellow, is too harsh and sudden; contrast between the secondary colors—green, violet, and orange, while striking, is not crude or raw. White is spoken of as a neutral color and is much used to separate discordant colors; but, while it separates, it heightens the tone of each and instead of drawing them into agreement, it further opposes them to each other; and instead of a charming whole, we see three sharply contrasting units.

Dark rich colors like garnet, purple, very dark blue, and dark green are more efficient than white in harmonizing colors, for they tend to lower their tones instead of heightening them. Gray and the various and greenish white also associate well and all these soft shades are charming in each other's company and may be used freely with the primary and secondary colors. Magenta is a hard color in the garden but in the case of the phlox subulata, the green tones down the crudeness of color.

Talking of red in the garden, Mrs. Fischer, Pres. of the Garden Club of Ill. told us never to hide a red plant in the distance, as it attracts us subconsciously even while looking at other colors,—so if you must have red, give it a prominent place in the foreground then your mind, having seen it right away, is through with it, and more able to enjoy the other colors to come.

In rock gardens, the best results are frequently obtained by the simplest means. The chief thing to avoid is a confused mixture of many brilliant colors, giving crude contrasts; at its best, it will have a patchy appearance and does not convey that harmony of color, which it should be one's object to obtain. The beauty of the individual plant will suffer no loss from a judicious blending for general effect; rather the contrary, for by a good combination, the individual also will be shown at its best.

For grouping in the rock garden, we may divide the plants into two classes—those, which on account of their freer growth and more generous bloom, can be effectively used for massing—the aubretias, Helianthemums (rock roses), arabis, cerastium, companulas, saponarias; in fact the commoner plants. In class II we have a type of plants, each lovely in itself, but whose beauty would be lost if planted beside an avalanche of saubretias. So it is advisable that these diminutive treasurers be grown in a part reserved for them alone, and not mixed with the coarser or more robust type. Certain campanulas, the rarer saxifragas, soldanella alpinus, and hosts of others belong in this class. Some plants may form sheets of color in their native home but with us will have to be classed in the treasure class.

Always endeavor to plant in bold masses. Avoid single specimen dotted here and there. This may entail expense but if you learn to propagate from your own plants, you will soon have quite a number to choose from. Growing plants from seed will give you a stock to work with. Very often the individual flower of some rock plant does not possess intrinsic beauty in itself, but when grown in large quantities, they are most effective. When massing plants, endeavor to vary the shape and outline of each group as much as possible, for otherwise the effect will be most objectionable.

With regard to what are the best species to plant together, color and time of flowering will have especially to be considered, provided always that the aspect suits both species equally well. It is not advisable to devote too large a space to plants of the same flowering season, for though the result during that period may be pleasing, it will make rather a blot on the general effect when their bloom is over. It is preferable to mix plants in such a way that from April to September there will be no part of the garden quite devoid of bloom; though, as might be expected, the garden will be much gayer at some times of the year than at others.

A MORNING RIDE

Late July, and early morning.
Road a'beck'ning Wheedling thing,
Mystery lies beyond the bend.
Dipping, circling air-tribes sing.
Color sploches twixt bleached boulders,
Brown-eyed Susans, stately, tall,
Queen Anne's Lace, in dainty clusters,
Goldenrod 'gainst yonder wall.
Late Wild Roses, fragrant, nodding.
Marsh a red and yellow mass,
Each flower vieing gaily waving
Glad "good morning" as we pass.
And above the wooded hillside
Where staid cattle graze by day,
Gleam the spires of the village churches
Calling some indoors to pray.
God of flowers and field and wood
Turn our hearts to what is good.

—Berta Coon, Milwaukee Society.

THE ART OF FLOWER ARRANGEMENT

FLOWER arrangement has become one of the household arts closely allied to gardening. After flowers are grown, the next step is to learn how to make the most of them in the house by the most effective arrangement. A comparison of unstudied and careless with good arrangement shows at a glance the beauty that is lost by poor arrangement in a bouquet. It is a real art and one requiring study even if the gardener possesses a natural aptitude for artistic arrangement.

It involves a study both of color and of form. It is best to start at the bottom, the receptacle into which the flowers are to be placed. This is a very important feature and one that may make or mar the beauty of the bouquet.

In the first place, the color of the vase or bowl is important. The most effective coloring will be solid, not a receptacle of intricate pattern or pronounced coloring. The color of the receptacle will be neutral for best effects or one that will harmonize with the flowers used. The most serviceable for all-around purposes are black, white, green or gray. Lead-colored tones are effective and in metal containers pewter bowls and vases are handsome.

The brighter the color of the bowl, the more difficult the task of obtaining harmonious effects in the bouquet. The color should be in the flowers not in the container.

Next to color, the form of the container is important. The lines should be graceful but not too pronounced. Receptacles with sharp corners or angles are more difficult to handle than those of circular or oval contour with curves instead of straight lines.

If the vase is to be a tall one there should be a wide enough mouth to permit the introduction of the flower stems without the appearance of crowding them and it should flare sufficiently to give a symmetrical balance with the lower portion.

Bowls with recurved edges are more difficult to handle than those with straight rims. Select the container with a view to neutral coloring, graceful lines, and room to arrange the flowers.

One of our members writes that he thinks it's very uneconomic "That in Washington State they grow the apple while in Washington D. C. they manufacture the apple sauce."

FROST DAMAGE

While Door County escaped the frost on May 17th, another frost on May 25th caused considerable damage. It is estimated that 10 to 20% of the crop is lost. Strawberry growers also report considerable damage.

Two Dusts For Flowers

Pomo-Green	and	Nicotine Dust
Leaf-green sulphur-arsenate of lead combined insecticide and fungicide, for the control of:		For the control of Sucking Insects only such as:
Diseases: Rose Blackspot, Rose Mildew, Phlox Mildew, Hollyhock Rust, Snapdragon Rust, Other similar diseases	and	Chewing Insects: All insects which actually eat portions of the foliage. Red Spider
		Rose Aphis, Spirea Aphis, Naturtuim Aphis

We suggest you phone your dealer. If he cannot supply you, we will be pleased to have you write us regarding our many dusts or for further information.

NIAGARA SPRAYER and CHEMICAL CO., Inc.

Middleport, New York

WHEN YOU BUY Niagara YOU BUY PROTECTION

The Growers Market

Advertisements for this department will be accepted from members of this society who produce the articles offered for sale. Rate 2 cents per word, minimum charge 25c per issue. "Adds" of nursery stock and plants will be accepted only from those listed by the State Entomologist as having been inspected. No discounts from these prices.
Copy should reach us by the 20th of the month. Send cash with order.

GARDEN MACHINERY

FOR SALE: Bolens light garden tractor in very good condition at half price. Planet Junior, 3 row seeder attachment and 3 row cultivator at half price. Used two seasons. H. J. Rahmlow, Washington Bldg., Madison, Wis.

IRIS ROOTS—WHOLESALE ONLY

10,000 GOOD STRONG DIVISIONS true Princess Beatrice iris. Guaranteed true to name. In order to move this block this spring we have reduced our wholesale price one-half. Vaughan S. Conway, Baraboo, Wis.



BERRY BOXES AND CRATES
Either made up or in the K. D., American Quart Berry Baskets, Climax Grape and Peach Baskets, Till or Repacking Baskets, Plant Boxes and Veneer Tree Protectors.
Circular and Price List mailed upon request.
Write for special prices on carload lots.
SHEBOYGAN FRUIT BOX COMPANY
Sheboygan, Wis.

An old farmer and his wife were driving along a country road through hilly country; the team, when they would come to a hill, would settle into the collar and pull at a steady stride.

The farmer's wife spoke to her husband and said, "Hiram, I have just been thinking, watching this team settle in the collar and pull steadily along, how wonderful it would be if we could go along through life that way."

"Maria," he said, "Possibly we could, if we were like this team with only one tongue between us."

Pennsylvania State College has found that the reason why plants grown in paper pots often turn yellow is because of a shortage of nitrogen. They recommend watering with liquid manure or sodium nitrate solution as soon as yellowing shows up. Nitrate is used at the rate of one ounce per gallon of water.

You Need A *Real* Potato Sprayer

Modern potato culture demands ample, high pressure spraying. You need a multiple row machine of big capacity and efficiency to get the maximum yield and profit from a potato crop. Hardie builds power and traction row sprayers in a wide variety of models that embody the most advanced features of design, construction and performance. Write for the Hardie catalog and learn how to get the most sprayer per dollar of cost.



The Hardie Victor stands far out in front of all the traction row sprayers. Perfect balance. Light draft. Equipped with the famous Nixon boom. More liquid per hour than any other traction rig made.



The Hardie Perfection traction sprayer gives unusual ground clearance. One hundred gallon tank. Nixon boom. Beautifully balanced. Amazingly light draft. The low price will surprise you.

The Hardie Mfg. Co.
Hudson, Michigan
Portland, Ore. Los Angeles,
Kansas City Petrolia, Ont.

HARDIE
DEPENDABLE SPRAYERS

GLADIOLUS, PEONIES CUT FLOWERS, BULBS

Wholesale and Retail

Visit our gardens during the blooming season.

RAY C. BICKNELL
Ft. Atkinson, Wis.
430 Mil. Ave. East

WILD FLOWERING PLANTS

Evergreens, Shrubs, Yellow or white Water Lily, Bird's Foot Violet, Blue Water Iris, Monarda, For-Get-Me-Not, Wintergreen, Cattail, Marsh, Marigold, 25c each, $2.50 dozen, $15 hundred. Arrowhead, Water Cress, Vallisneria $1 dozen, $5 hundred. American Arbor Vitae Evergreen 1 to 1½ foot $1 dozen, $8 hundred. Pussey Willow 6 foot $1, 5 for $3. Water plants and plants that attract birds. Complete list free.

TERRELL'S
1012 W. Blk., Oshkosh, Wisconsin

Some Get Acquainted Offers For Spring Delivery

10 Delphiniums Gold Medal Hybrid	$1.25
7 Hardy lilies (Single and double, Tiger lily; red, Elegan; scarlet, Regale; white Asst.)	1.25
10 Hemarcallis-yellow, orange lily	1.25
10 Assorted Iris in three or more colors	1.25
5 Spireas Van Houtii shrubs	1.25
50 Assorted Gladiolus	1.25

Every Wisconsin State Horticultural Society member should avail himself of these special offers. Our catalog is free.
SWEDBERG BROS. NURSERIES
Battle Lake, Minnesota

100 Gladiolus bulbs—$3 prepaid
At least 40 different varieties
100 Le Marachal Foch ---------- $2.00
100 Fair Fax---- 1.50
100 Orange Glory 2.25
F. O. B.
Write for other offers

WATERLOO FLORAL GARDENS
Waterloo, Wis.



Take up your **Planting Problems** with a firm that is a member of the **National Home Planting Bureau.**
COE, CONVERSE & EDWARDS COMPANY
Nurserymen (Send for catalog)
Ft. Atkinson, Wis.

WINTER GARDENS

Evergreens give a note of warmth and cheer during the long cold months.

Order for next winter's enjoyment.

BAHR NURSERY
Manitowoc, Wis.

Seeds For The Rock Garden

This collection of seeds of Rock Garden plants, 14 packages valued separately at $1.60, for only $1.00.

Alyssum saxatile compactum, 10c; Arabis alpina, 10c; Aster alpinus mixed, 10c; Campanula carpatica, 10c; Cheiranthus allioni, 10c; Dianthus deltoides, 10c; Nepeta mussini, 15c; Papaver nudicaule, Baker's Sunbeam, 10c; Saponaria ocymoides, 10c; Statice incana, 10c; Tunica saxifraga, 10c; Veronica teucrium, 15c; Primula auricula, 20c; Sedum mixed varieties, 10c; Total, $1.60.

Toole's Collection of Perennial Seeds

$1.80 Worth of Seeds for $1.00, Postpaid

For those who want to try their fortune at growing a Perennial Garden from seed, I have selected a collection of a dozen varieties that are not hard to grow, at the very low price of ONE DOLLAR FOR TWELVE PACKAGES of selected seed. No change may be made in this collection at the price quoted. The collection contains one package each of Anchusa Dropmore Variety; Aquilegia long spurred hybrids; Campanula medium; Centaurea macrocephala; Coreopsis lanceolata grandiflora; Delphinium Garry-nee-Dule Blue hybrids; Dianthus barbatus; Gaillardia grandiflora; Hollyhocks, double mixed; Lupinus polyphyllus, choiced mixed; Papaver nudicaule, Baker's Sunbeam; Pyrethrum hybridum fl. pl. VALUE $1.80—for $1.00—POSTPAID TO YOUR DOOR.

Write for my 1930 catalog of Hardy Perennials, Rock Garden Plants and Wisconsin Wild Flowers. Free on request.

W. A. TOOLE
Garry-Nee-Dule
Baraboo, Wisconsin

100,000 DAHLIA DIVISIONS



In Hundreds of Varieties from the Small Pompoms to the Largest Decoratives at Greatly Reduced Prices.

Our planting last year consisted of 13 acres. The crop was exceptionally good. Our dahlia divisions are from strong healthy stock, guaranteed to grow. We carry all of the best, leading varieties.

Write for catalog and special prices.

POLTL BULB FARM
Hartford, Wis. Dept. W.



W. A. Sisson W. A. Lawson

Sisson's Peonies

Rosendale, Wisconsin

Specializing in

Peonies—Irises and Gladiolus

Let us start you in the business or send you additions to your collection

Write or head your auto this way.
Intersection Highways 23 and 26

Memorial Peony bed at
Riverside Cemetery, Oshkosh

Real Bargains
in
Perennials and Bulbs

40 Gladiolus bulbs for $1. Large flowering size bulbs, 1¼ inches and up. Mixed colors, all fine large flowered varieties.

12 Iris roots for $2. 1 large root each of 12 different colored iris, each root labeled. All colors, purple, lavender, pink, yellow, etc. All good up-to-date sorts. Catalog price 25c to 35c per root.

3 Peony roots for $2. 1 each;—Felix Crousse, red; Madam de Verneville, white; Delicatissima, pink. Large, strong roots. Regular price $2.50.

We grow hundreds of varieties of Hardy Perennials, Flower bulbs, ornamental shrubs. New catalog ready soon. Write for copy, it's free.

Edw. J. Gardner Nursery

West De Pere, Wis.

Who will carry the sack of Profits from your orchard this fall

Mr. Bug



Or You

Don't forget the important summer sprays. Use Cream City highest quality Spray Materials

CREAM CITY CHEMICAL WORKS

766–774 Kinnickinnic Ave., Milwaukee, Wis.
Phone Hanover 1117

DEMOCRAT PRINTING COMPANY
MADISON, WISCONSIN

WISCONSIN HORTICULTURE



Crystal Gazing at the Flower Show.

JULY, 1930

EVERGREENS
Native Rhododendrons

Broad Leaved Flowering Shrubs for all around beauty. Write for illustrated price list. Now booking fall orders.

TENNESSEE EVERGREEN CO.
P. O. Box 575
Elizabethton, Tenn.

BARGAINS

100 finest Gladiolus Bulbs $2.00 F. O. B. or $2.25 postpaid, 10 varieties 10 each. Spring delivery.

30 popular Iris roots, 5 each 6 kinds for $2.25. Postpaid April—July—August delivery.

6 Peony roots, 2 red, 2 white, 2 pink for $3.00 postpaid. Sept.—Oct. delivery.

STONECREST GARDENS
Eau Claire, Wis.

Send for catalog. It's free.



Fig. 1 Fig. 2 Fig. 3

Berry Boxes

Crates. Bushel Boxes and Climax Baskets

As You Like Them

We manufacture the Ewald Patent Folding Berry Boxes of wood veneer that give satisfaction. Berry box and crate material in the K. D. in carload lots our specialty. We constantly carry in stock 16-quart crates all made up ready for use, either for strawberries or blueberries. No order too small or too large for us to handle. We can ship the folding boxes and crates in K. D. from Milwaukee. Promptness is essential in handling fruit, and we aim to do our part well. A large discount for early orders. A postal brings our price list.

Cumberland Fruit Package Company

Dept. D, Cumberland, Wis.

Some Get Acquainted Offers For Spring Delivery

10 Delphiniums Gold Medal Hybrid $1.25
7 Hardy lilies (Single and double, Tiger lily; red, Elegan; scarlet, Regale; white Asst.)..... 1.25
10 Hemarcallis-yellow, orange lily 1.25
10 Assorted Iris in three or more colors 1.25
5 Spireas Van Houtii shrubs 1.25
50 Assorted Gladiolus 1.25

Every Wisconsin State Horticultural Society member should avail himself of these special offers. Our catalog is free.

SWEDBERG BROS. NURSERIES
Battle Lake, Minnesota

DAHLIAS, GLADIOLUS
PEONIES and IRIS

Select Varieties

Write for my 1930 Prices

DR. A. J. NELSON
214 N. Division Street
Stoughton, Wis.

How We Made the First Prize Miniature Garden

MRS. H. D. L. ADKINS
Chairman

THE story of the miniature house and garden is simply a story of hours of patient, painstaking work.

We first drew our garden plan, planned and located our house on the lot. Then with rulers constantly in hand, for everything had to be made on the scale of ¼ inch to the foot, we shingled our house, colored and shingled the roof, and made the dormers. The windows were cut from cardboard, glassine put in for glazing, and curtains and shades pasted back of this and all located and glued on to the house. The window boxes were made of tiny pieces of wood painted white. Our stone chimney was of cardboard with the stones glued on.

The grass was Terry cloth dyed the color of grass. Our garden soil was paste colored black and covered with dirt. The fences, pergolas, and some of the garden furniture were made of matches for posts and tooth picks for cross pieces and pickets. Our bird bath, sundial, bench, and two seats were carved out of Ivory soap. The gazing globe was an auto ball-bearing on a golf tee. The large trees were gypsophila dyed green. The evergreens were ground pine. Some of the shrubbery was ground pine with colored bran for flowers. The cherry trees had red sugar sand cherries. We also used colored Jello and flower center for flowers.

Our rock garden was made of plastesine with tiny stones and flowers set in and around. The pool was paper finished gray like cement. Our flagstone walks and stepping stones were carefully selected oyster shells glued in place.

This is a brief survey of the work and material, but it took us many sleepless nights to think and plan what to use and how.

The plans and developments were entirely the work of two housewives and one grade teacher without the aid of architects or landscape gardeners.

MRS. H. D. L. ADKINS,
Chairman,
MRS. ROBERT ALDER,
MISS MYRTLE MOSHER.

REGAL LILIES

We have grown Regal lilies for 10 years and find spring planting best for Wisconsin conditions.

Price, per dozen, postpaid
Small bulbs, one bloom to bulb **$1.25**
Large bulbs, two to four blooms to bulb..... **2.00**
Extra large bulbs, 5 to 10 blooms to bulb..... **3.00**

H. C. CHRISTENSEN
1625 Ninth St. Oshkosh, Wis.

An Invitation

See things as they grow in the nursery. Make your selections of trees, shrubs, evergreens now.

Delphinium, Iris and Peonies and other perennials are now in bloom.

Walk or drive through the nursery.

WHITE ELM NURSERY CO.
Hartland, Wis.
On Highway 19



BERRY BOXES AND CRATES

Either made up or in the K. D., American Quart Berry Baskets, Climax Grape and Peach Baskets, Till or Repacking Baskets, Plant Boxes and Veneer Tree Protectors.

Circular and Price List mailed upon request.

Write for special prices on carload lots.

SHEBOYGAN FRUIT BOX COMPANY
Sheboygan, Wis.



OUR BUYERS GUIDE

Our Advertisers Are Reliable. Mention of Wisconsin Horticulture When Writing Them Will Be Greatly Appreciated.

BERRY BOXES Page

Cumberland Fruit Package Co., Cumberland, Wis. 322
Sheboygan Fruit Box Co., Sheboygan, Wis. 323

DAHLIAS

Fitchett Dahlia Gardens, Janesville, Wis. 344
Dr. A. J. Nelson, Stoughton, Wis. 322

EVERGREENS

Tennessee Evergreen Co., Elizabethton, Tenn. 322

GLADIOLUS

Dr. A. J. Nelson, Stoughton, Wis. 322
Stonecrest Gardens, Eau Claire, Wis. 322

NURSERY STOCK

N. A. Rasmussen, Oshkosh, Wis. 344
Strand's Nursery, Taylor Falls, Minn. 323
Swedberg Bros. Nurs., Battle Lake, Minn. 322
White Elm Nursery, Hartland, Wis. 323

ORCHARD AND GARDENERS SUPPLIES

F. R. Gifford Company, Madison, Wis. 324

PEONIES AND IRIS

Cooper Peony Gardens, Kenosha, Wis. 324
Northbrook Gardens, Northbrook, Ill. 324
Sisson's Peonies, Rosendale, Wis. 344
Stonecrest Gardens, Eau Claire, Wis. 322

PERENNIALS AND BULBS

H. C. Christensen, Oshkosh, Wis. 323
John F. Hauser, Bayfield, Wis. 324
Stonecrest Gardens, Eau Claire, Wis. 322
W. A. Toole, Baraboo, Wis. 344
White Elm Nursery Co., Hartland 323

SPRAY MATERIAL

Central Wisconsin Seed Co., Waupaca, Wis. 343
Cream City Chemical Co., Milwaukee, Wis. 320
General Chemical Co., New York 339
Grasselli Chemical Co., New York 341

Orchard and Garden Supplies

Orchard Ladders — Baskets and Tubs
Picking Bags — Caps and Liners
Bordeaux Dusts — Pomo Green
Sulphur Dusts — Nicotine Dust
Dusters
Plant Supports

Write for Prices

F. R. GIFFORD CO.
2201 University Avenue
Madison, Wisconsin

HARDY PERENNIALS

New & Standard Varieties

300 Kinds

Strawflowers—All Varieties

J. F. HAUSER
Bayfield, Wisconsin

Send for Price List

Delphiniums

Peonies **Iris**

Potted annuals for your garden ready for delivery May 1st.

Write for prices and reservations, wholesale and retail.

COOPER PEONY GARDENS
Box 471 **Kenosha, Wis.**

NORTHBROOK
PEONIES **IRISES**

The World's Best Varieties.
Grown in the deep black loam of Northern Illinois under ideal conditions, our plants have established a reputation for quality and vigor nationally recognized.

Send for your copy of the MASTER LIST. AMERICA'S BLUE BOOK OF FINE PEONIES AND IRISES. Full of information scientifically arranged.

NORTHBROOK GARDENS, INC.
Northbrook, Illinois
Paul L. Battey, President
W. F. Christman, V. P. & Mgr.

Wisconsin Horticulture

The Official Organ of the Wisconsin State Horticultural Society
The Wisconsin Garden Club Federation

Established 1910

Entered at the postoffice at Madison, Wisconsin, as second-class matter. Acceptance for mailing at special rate of postage provided for in Section 1103, Act of October 3, 1917, authorized July 15, 1918.

Published Monthly by the

WISCONSIN STATE HORTICULTURAL SOCIETY
Washington Building
Madison, Wisconsin

H. J. RAHMLOW, *Editor*
Secretary State Horticultural Society

Associate Editors—E. L. Chambers, Mrs. C. E. Strong, Huron H. Smith, C. L. Kuehner.

Volume XX JULY, 1930 No. 11

TABLE OF CONTENTS

	Page
Feature Exhibits at Flower Show	325
Pruning Ornamental Shrubs and Hedges	327
Strawberry Day Program	329
Among Our Fruit Growers	330
Attractive Homes for Our Birds	331
Editorials	332
National Peony Show at Duluth	333
Garden Club Federation News	334
News of the Garden Clubs	337
Cultivating and Cutting Glads	339
Model Subdivision at Flower Show	340
Oaks Defoliated by Worm	341
Why Feed Your Clothes to the Moths	342
Preventative for Poison Ivy	342

EXECUTIVE COMMITTEE
State Horticultural Society
President, Vice-President and Secretary

A. K. Bassett.....Baraboo
L. E. Birmingham..Sturgeon Bay
H. C. Christensen.....Oshkosh
John Hauser.....Bayfield
M. S. Kellogg.....Janesville
James Livingstone ....Milwaukee
Wm. Longland .....Lake Geneva
W. E. Spreiter.....La Crosse
Mrs. C. E. Strong.....West Allis
J. F. Swartz.....Kenosha
H. W. Ullsperger...Sturgeon Bay

BOARD OF MANAGERS
State Horticultural Society
C. J. Telfer, Pres.....Green Bay
M. B. Goff, Vice-Pres., ... Sturgeon Bay
H. J. Rahmlow, Sec.....Madison

EXECUTIVE COMMITTEE
Wisconsin Garden Club Federation
Mrs. R. H. Malisch, Pres., ... Hales Corners
Mrs. C. W. Vaughn, Vice-Pres., ... Madison
Mrs. A. W. Sperber, Sec.-Treas., ... Hales Corners
Mrs. C. E. Strong.....West Allis
H. J. Rahmlow, Cor. Sec..Madison

Subscription to Wisconsin Horticulture is obtained by membership in the Wisconsin State Horticultural Society for which annual dues are $1 per year or $1.50 for two years. Garden Clubs, local Horticultural Societies, and other Horticultural Organizations are affiliated at a reduced membership rate.

Please Do Not Send Stamps.

Wisconsin Horticulture

Wisconsin
State Horticultural Society
Organized 1865

Devoted to better fruits, flowers and vegetables



OFFICERS

President
C. J. Telfer, Green Bay

Vice-President
M. B. Goff, Sturgeon Bay

Secretary
H. J. Rahmlow, Madison

Feature Exhibits at State Garden and Flower Show



A Rockery Path. By the White Elm Nursery Co., Hartland.

THE exhibits staged by the nurserymen at the State Garden and Flower show were the best we have ever seen in Wisconsin. They called for a great deal of comment from visitors. The manager of the Chicago Stadium flower show remarked that one of the rock gardens was one of the most artistic he had ever seen and that the entire show was equal in beauty to any of the Chicago shows.

Entering the large hall in which the nursery exhibits were staged, the White Elm exhibit was the first on the right. It was called "A Rockery Path" and was built of limestone. The design was exceptionally good. Mr. Donald Ralph deserves a great deal of credit for his artistic design of this garden.

The second exhibit was a "Perennial and Wild Flower Garden" by W. A. Toole of Baraboo. At the left was a perennial garden leading into a wild flower setting through which a stone path ran among orchids and other wild flowers in which Mr. Toole specializes.

Another beautiful rock garden setting was that of the Eschrich Nursery of Milwaukee. In it was exhibited a large number of rock garden plants in which the visitors were very much interested.



Wild Life and Plant Exhibit. By Terrell's Aquatic Farms and Nurseries, Oshkosh.

The Cooper Peony Gardens of Kenosha had a beautiful display of peonies and delphiniums. Miss Nora Manegold, proprietor, was in charge and was besieged with questions as to variety and other questions in regard to peonies.

The June Bride

On the stage in the rear of the room was an exhibit by Dettman's Flowers. Charlie Dettman deserves a great deal of credit for his beautiful display which helped the show a great deal. It consisted of the very latest in flowers and setting for the June bride. The bride herself and the flower girl were there in all their glory.

Directly in front of the stage was an exhibit by Sisson's Peonies of Rosendale. Mr. Sisson was unable to attend but had a very capable representative present.

There was an unusually large number of beautiful peonies in the exhibit and best varieties.

We were pleased indeed to have with us Mr. Terrell of Terrell's Aquatic Farm and Nurseries of Oshkosh. He staged a wild life exhibit with a tent and all out-door equipment. In front of the tent was a pool in which were growing various types of aquatic plants and in the background were ducks and other wild animals making it a very beautiful display.

The Schneider Nursery and Landscape Company of West Allis exhibited a very interesting and educational garden entitled "Before and After Garden". It demonstrated beyond question what can be done to beautify a backyard and how much more pleasing it is to everyone.

"Styles in Evergreens" was the title of the large garden built by the McKay Nursery Company of Madison. Over 20 varieties of evergreen formed a beautiful border for the garden with a stone seat and path through the center. The arrangement of the evergreens was unusually attractive and the species exhibited were of interest to the visitors.



The Rock Pool. By the Swartz Nurseries, Kenosha.

The Swartz Nurseries of Kenosha built a wonderful rock pool. The garden was very well designed and shows that the Swartz boys, who do a great deal of business along the lake shore, know how to build beautiful rock gardens. The rock garden plants exhibited among the rocks were of much interest.

In the center of the hall, Frank M. Edwards, landscape architect of Milwaukee, exhibited a small evergreen garden with formal treatment. It consisted of a bird bath, perennials, and evergreens.

The Northbrook Gardens Inc., peony and iris specializers of Northbrook, Illinois, exhibited some very fine peonies. The season was late for them and Mr. Christman, who has charge of the gardens, of which Mr. Paul Battey is proprietor, was unable to make as large a display as anticipated. Mr. Christman is secretary of the National Peony Growers Association and his exhibit helped the show a great deal.

Feature Exhibits

The Milwaukee County Park Commission helped the show a great deal by staging an elaborate feature exhibit. It consisted of a beautiful marble statue loaned by the Art Institute over a pool in a beautiful garden. Large evergreens formed the background in front of which was a beautiful perennial border.

George P. Miller of Oconomowoc exhibited a beautiful group of begonias, hydrangeas and gloxinias. Mr. Paul Kreitz, gardener, was in charge of the exhibit. The flowers were some of the best ever seen by the visitors.

The Entomology Department of the State Department of Agriculture and Markets again exhibited a garden which they called "The Garden Clinic". In a nicely designed border were found evergreens, shrubs, and perennials with many of the diseases and insects so troublesome to gardeners. The iris borer, snapdragon rust, delphinium leaf spot, mildew and root knot were explained by the attendants. Literature was also passed out giving control methods for many of the serious pests in the garden. The booth was in charge of Noel F. Thompson, and a great asset to the show.

Commercial Exhibits

Three commercial exhibitors were present with attractive displays. Vigoro was featured by Swift & Company. The Davey Tree Expert Company, Inc., had an educational booth on how to care for trees. The Arcade Manufacturing Company of Freeport, Illinois exhibited sun dials, bird baths, tools, and garden markers.

Florists Exhibits

The Milwaukee Florists cooperated splendidly with the

(Continued on page 343)

Pruning Ornamental Shrubs and Hedges

A. E. HUTCHINS
Courtesy Minnesota Horticulturist

THE pruning of shrubs is a subject with which nearly every one should be familiar. Most of us have a few shrubs, at least, around our homes and it is up to us to make them appear to the best advantage. Many people have the idea that shrubs should be sheared into formal shapes. This idea, in general, is all wrong. The natural growing habit of the shrub is usually the most attractive and it is only in strictly formal situations that the formal shaping of shrubs should be attempted.

Keeping this in mind, we should avoid putting shrubs in places for which they are unsuited and in which they will eventually require severe pruning or cutting back. If a shrub is to be planted beneath a window, select a low-growing type which will not cover the window in a few years. Never select a low-growing shrub and try to make a tall shrub out of it by pruning and vice versa. In other words, select the right shrub for the right place and thus eliminate much of the pruning which would be necessary otherwise.

There are several reasons for pruning shrubs. One of these is to train the plant to form its most attractive habit. Often, because of environmental conditions, one side, or certain shoots, will develop more rapidly than others and thus give the plant a ragged appearance. As a corrective operation, these branches may be cut back or cut out, always being careful to preserve the natural habit of growth of the shrub.

Certain plants may lack vigor, especially when young or first transplanted. Cutting back, one-third to one-half, during the dormant season will often enable the plant to make a more compact vigorous growth and also enable it to withstand exposed conditions. When doing this, however, do not shear the plant off but cut the shoots individually at different heights, conforming, as nearly as possible, to the natural habit of growth. In many cases, shrubs will produce a great many shoots or stems to the detriment of the plant as a whole. By judicial thinning, the remaining shoots will be benefited and there will be a renewal of growth in the shrub. To keep the plant attractive and of a desired size, a few old stems should be cut back to, or nearly to, the ground each year. This enables new growth to come up from the bottom and keeps the shrubs in a continuous state of youthfulness. Since the shrubs can be kept young and attractive by this system of renewal pruning, the big, over-grown, rough-appearing shrub should never be present. If you do have a shrub of this type, however, renovate it gradually by removing a small part of the old growth yearly. Do not insist that it be remade all at once because this is impossible. It is a long, long process and the prevention of this condition is much easier than the cure.

Many branches or tips of branches die from year to year and these, together with any diseased and insect infected parts, should be removed. Open, well-separated shrubs are less apt to be attacked by insects and diseases and, in case of attack, can be much more effectively sprayed than the very compact shrubs.

The reasons so far given are the main ones for pruning, but there are a few other reasons for pruning special cases. One of these is the production of large flowers and long stems. Hydrangea paniculata and the hybrid and perpetual tea roses are often cut back very heavily. This, of course, cuts down the number of flowers, but it does increase their size and stem length. The more hardy roses, such as the Rugosa group, should be pruned during the dormant season in the manner advocated for the other ornamental shrubs.

Certain shrubs, such as the red and yellow-twigged dogwoods, are planted to a large extent, because of the color effect of their bark. Since the bark is brightest at the end of the first season's growth, this type of shrub is often cut back rather severely to produce as much of the new wood as possible.

The home owner will probably run into other minor reasons for pruning, but these, in general, can be met as they come up by using common sense and following the fundamental rules of pruning.

Having discussed the reasons for pruning, the next thing which comes to our attention is the time to prune. This varies with the time and habit of flowering of the shrub to be pruned.

Early flowering plants bloom from buds formed on the twigs which were produced the summer before. Spirea Vanhoutte and lilacs are good examples of this group. This type of shrub should be pruned immediately after flowering.

Summer Pruning

In regard to summer pruning, there is one precaution which must be taken. Do not prune too late in the summer. August 1st is probably about the latest date upon which it is safe to prune in this region. The reason for this is that, if pruning is done later than this, the new growth produced is tender, does not have a chance to harden off, and most of it will kill back during the winter with a consequent loss of flowers the next spring and summer.

On the other hand, such shrubs as the hardy hydrangea and Spirea Anthony Waterer, produce their flowers on wood grown during the same season as the flowers. This group should be pruned during the dormant season. Probably the best time to prune is early in the spring. The reason for pruning in the spring, rather than late in the fall or winter, is that many of the more graceful shrubs, when covered with snow, produce a very beautiful winter effect. This effect would be lessened if parts of the shrub were removed earlier. As far as the welfare of the shrub is concerned, however, the pruning may be carried on at any time after dormancy sets in in the fall until it is broken in the spring.

Another feature which must be taken into consideration is the flowering habit of the shrub. Certain shrubs are terminal flowering; that is, the flower is borne in the bud at the end of the previous season's growth. The lilac is a good example of this type and, if winter pruning is done, great care must be taken not to remove the tips of the branches or the flowers will be destroyed. The Spirea Vanhoutte represents a different habit of flower development. In this type, the flowers are produced by auxiliary buds on the previous season's growth. Winter pruning of shrubs of this type will usually result in the loss of many of the beautiful sprays of flowers. Therefore, both of these types fall into the class which should be pruned right after flowering. On the other hand, shrubs in which the flowers are produced on wood formed during the same season as the flowers bloom should be pruned during the dormant period.

In connection with ornamental shrubs, the pruning of hedges should be given some special consideration. Hedges may be of two general types, the informal hedges often used as a screen in front of some unsightly object and the formal hedge.

The Spirea Vanhoutte is often used for an informal hedge and serves the purpose very well. Shrubs, in a hedge of this type, should be pruned by the same methods as are followed with the other ornamental shrubs.

When the formal type of hedge is used, a much more intensive system of pruning is followed. Hedges need light at the bottom as well as at the top in order to maintain good foliage at the bottom and sides. The plants grow much stronger at the top than at the bottom, however, and this difference in growth should be equalized by cutting back more heavily at the top than at the bottom and sides. Ordinarily the hedge should be as wide or wider than it is high. Tall, narrow hedges may be maintained with such shrubs as red and white cedar, which have a natural tall, narrow habit of growth.

The best time to prune hedges is in June, just after the new growth has been made. Cut the new growth back one-half or two-thirds, and then the new leaves remaining will set many additional buds which will branch out the next year and tend to thicken up the foliage. It may be necessary to prune again later in the season but this later pruning should not be delayed later than August 1st, however, since the new growth produced after a later pruning may not get hardened off before frost with the result that it will be winter killed.

Pruning does not require any great training or technique but still it seems to be quite difficult to get any one to prune shrubs who will do it right. In order to prune shrubs correctly, it is only necessary to remember a few fundamentals which, stated briefly, are:

1. Prune at the right season.
2. Do not do any unnecessary pruning.
3. Prune mainly to train the shrub in its natural shape, to remove dead, diseased, or insect infested parts, and to renew vigor.
4. Keep shrubs in good shape and condition by a system of annual renewal pruning which removes only a few old shoots each year.
5. Do not shear shrubs into unnatural shapes except rarely as a specimen of what can be done with certain kinds of shrubs or in strictly formal situations.
6. Shrubs, in informal hedges, should be pruned in the same manner as the other ornamental shrubs.
7. Formal hedges should be as wide as tall and should be pruned early in the summer by cutting back one-half to two-thirds of the new growth. This in general is the only place where formal shearing of shrubs should be done.

LIST OF SHRUBS SHOWING TIME AT WHICH THEY SHOULD BE PRUNED

Prune

Right after Flowering

Species	Common Name
Amelanchier	Juneberry
Berberis	Japanese Barberry
Crataegus	Thornapple
Cotoneaster	Cotoneaster
Cornus	Dogwoods
Diervilla	Weigelia
Euonymus	Burning Bush
Forsythia	Forsythia
Lonicera	Honeysuckle
Philadelphus	Mock Orange
Prunus	Flowering Plum
Ribes	Ornamental Currants
Spireae Arguta	Spirea arguta
Spirea Thunbergi	
Spirea Vanhoutte	
Syringa	Lilacs
Viburnums	Highbush Cranberry
	Snowball
	Sheepberry
	Wayfaring Tree

Passerby: "What, excavating this street again?"

Foreman: "Sure, the contractor is surgeon, and it seems that three steam shovels are missing." — *Tennessee Mud-wump.*

Strawberry Day Program Brings Out New Ideas

NEVER have we attended a small fruit meeting at which there was so much interest displayed as at Alma Center on June 12th. 125 attended the forenoon program. Many of them were from Minnesota sections, Sparta, Warrens, Neillsville, Eau Claire, and other strawberry growing districts.

At noon over 200 attended the chicken dinner on the farm of E. W. Sullivan at which strawberry shortcake with ice cream was the feature.

The speakers during the forenoon were E. W. Pomerening of the State Bureau of Markets, Rex Eberdt manager of the Warrens Fruit Growers Association, Prof. A. M. Wilcox of the Minnesota Fruit Breeding Farm who told of the splendid work being done at the farm with new varieties, Prof. R. H. Roberts who opened the way to greater experimental work in small fruits, E. W. Sullivan of Alma Center who told of his methods of growing strawberries, Hollis Sullivan of Taylor who presided during the meeting, and H. J. Rahmlow, secretary of the State Horticultural Society.

Immediately after dinner the Sullivan farm was thoroughly inspected by the large crowd. Mr. Sullivan grows a number of different varieties of strawberries but mostly Beavers and Premiers. Frost had done a great deal of damage thruout all the strawberry sections and the Sullivan crop was perhaps the smallest in years. Nevertheless, the methods Mr. Sullivan uses are very good and he is considered one of the best growers in the state.

Frost Protection

During the afternoon tour several interesting points came up which will be of interest to strawberry growers. On the farm of Earl Randle, coarse marsh hay, free from weed seeds had been used as a winter cover. The night of the frost Mr. Randle threw this marsh hay back on the plants and thereby saved a large percentage of his crop. This was the only frost protection method found practical. Several growers had tried smudge pots or small fires without success. It was also found that the *Senator Dunlap* is much more resistant to frost than are most of the other varieties. Wherever a patch of Dunlaps were found the crop was much better than elsewhere. However, the growers object to the small size of the Senator Dunlaps for marketing and therefore are going into the Premier and Beaver.

It was also brought out that different varieties will succeed best in different localities. A variety doing exceptionally well in the South may not do well at all in the North. Prof. Roberts thought the length of the period of sunlight might have some effect upon this. In the South, berries ripen while the days are still shorter than when they ripen here. Different soils may also require a different variety. Each grower should try out a few new varieties occasionally.

The new "Chief" raspberry formerly known as Minnesota 223 was highly recommended by Prof. Wilcox as it overcomes some of the objectionable features of the Latham one of which is the mosaic disease. It is a week earlier, better in quality, but smaller in berry size.

During the afternoon trip, Prof. R. E. Vaughan of the Plant Pathology Department and Noel Thompson of the Entomology Division, Department of Agriculture and Markets, were present to tell the growers how to overcome diseases and insects. One of the interesting points brought out was that diseases and insects were much less liable to be present if the patch is kept clean, free from grass and weeds, the plants not too thick, and the fence lines free from weeds and undergrowth which might harbor insects. Good air drainage drying out the vines helps a great deal to overcome leaf spot and other fungus troubles.

NORTHERN WISCONSIN STRAWBERRY DAY

VISIT with Northern Wisconsin strawberry growers at Herbster on July 12th. Herbster is in Bayfield county west of Bayfield on Lake Superior. This section is becoming a very important strawberry and raspberry center. Berries ripen late and come on to the market when almost all the rest have gone. Conditions are ideal for growing small fruit. A very interesting meeting is anticipated.

During the forenoon there will be a program on small fruits. E. W. Sullivan of Alma Center, Conrad Kuehner, extension horticulturist, Roy Holvenstot, County Agent, H. J. Rahmlow, secretary of the State Horticultural Society, and local growers will talk. After a strawberry shortcake dinner, a tour to nearby small fruit plantations will be made to study cultural methods.

Mr. E. R. Phillips who has charge of local arrangements writes on June 26th, "As far as I can tell at this date, the season will be at its height on July 12th. In any event, I am quite sure there will be plenty of berries for shortcake for everyone."

"Imagine my embarrassment," said Aunt Emma, "when, according to my usual custom, I looked under the bed before retiring. I had forgotten I was in an upper berth."—*Better Crops With Plant Food.*

Among Our Fruit Growers

FRANK EAMES
Sturgeon Bay

Over 300 fruit growers and others took the annual trip to Michigan on Sunday, June 22nd. The water was calm and Pere Marquette, City of "Saginaw" proved to be an excellent excursion boat. As before, the Michigan growers, headed by Mr. A. J. Rogers, met the invaders with autos and took them on a most enjoyable journey through the orchards, stopping at many places of interest. Later a lunch was served at the Traverse City Plant. The Carnot Band furnished music which without, of course, no excursion is complete.

These annual trips serve to bring the growers of Wisconsin and Michigan in closer contact and discussions of problems met by both can be better worked out. Growers should make special efforts each year to take these pilgrimages.

The first local strawberries were received at the Union Wednesday, June 18th, grown by Ed. Martin and James Belanger. The size and quality were excellent and, as there appears to be a shortage on the markets, should bring good returns.

Applications for the cherry pickers camps are coming in very good and indications are that a sufficient number will be on hand to harvest this year's crops. Special effort is being made to make this year's camps more physically inviting and the time spent in camp more economically worth while.

Mr. Werner Witte, Assistant Principal of Appleton High School, who, for the past six years has been engaged by the Canning Company during the summer months, has accepted the responsibility of managing the camps this year. In addition, Mr. Witte has obtained the services of Miss Marjorie B. Stephenson, Dean of Girls at Appleton High School and Mrs. Mabel Pickett, graduate of Physical Education, La Crosse State Teachers College, to take charge of the girls camp at Ellison Bay. The main camp will have as its director Mr. Warren F. Wright, instructor at Northwestern University and the athletic director will be Don Gebhardt of Racine. Mr. R. C. Alexander, school teacher at Appleton will have charge of the Horseshoe Bay Camp assisted by W. H. Schriefer of Oshkosh.

CRANBERRY GROWERS ANNUAL CONVENTION ON AUGUST 12TH

MISS Clare S. Smith, secretary-treasurer of the Wisconsin Cranberry Growers Association has notified us that the annual summer convention of the Association will be held August 12th at the Pavilion on the Wisconsin River near Nekoosa. All growers, whether members of the Association or not are welcome as well as any other friends of the industry.

This is an annual event and those who have attended this have found the meeting very instructive. Every Wisconsin cranberry grower should be sure to attend this convention on August 12th.

MILWAUKEE FLORISTS STUDY PROBLEMS

THE Milwaukee F. T. D. unit held a very interesting meeting in Milwaukee on June 5th at which the editor was a guest. There were nearly 40 present.

President McDonald presided at the meeting which followed the banquet and spoke highly of the work of the garden clubs and the influence they are exerting in increasing interest in flowers and home beautification. Practically every florist present voted to support the State Garden and Flower Show at the Auditorium.

The program committee presented Mrs. Bert MacDonald of Schillers, Chicago, who demonstrated the arrangement of a number of floral pieces. The interest shown by the large group of florists present indicates that the Milwaukee retailers are studying their problems and obtaining the latest information on the proper use and arrangement of flowers for all occasions.

A number of florists present, especially the ladies asked: "Will the University give a short course or summer school for florists?"

We believe the time is ripe for such a course. There is a great deal of interest on the part of florists and no doubt a considerable number would attend.

The value of the florists industry to the state is not realized by many. It is said that the taxable property of one Wisconsin wholesale florist alone is over 2 million dollars.

Meetings such as held by the F. D. T. unit are very valuable not only along this line but in all lines. The person who succeeds in these days of keen competition is the one who keeps on his toes every minute.

NEW PLANT VARIETIES MAY BE PATENTED

WISCONSIN nurserymen and plant breeders are now assured of some reward for their accomplishment in the production of new and distinct varieties.

The Townsend plant bill just signed by President Hoover which has now become a part of the patent laws of the country provides that any person who produces a new and distinct variety of plant may have exclusive rights to its production for 17 years.

Attractive Homes For Our Birds

H. J. ZOTTEL

Milwaukee Horticultural Society

WHEN we talk of bird life and their homes, we touch upon a subject of great magnitude and importance, a subject that concerns not only our pleasure and love for our feathered friends, but our very existence upon this earth. If all birds should suddenly be exterminated, the human race would perish. Insects would destroy our crops, vegetables, fruits, cotton and even the trees and the grass.

It has been estimated that insects cost the American farmer alone 1 billion dollars annually.

Birds, and birds alone, can keep this ravaging destruction in check. Investigation shows that a quail will eat 135 different kinds of insects and millions of weed seeds. The craws of quail have revealed 127 boll weevil and over 100 potato bugs. That means, that a potato patch the size of a city lot and with an ordinary density of bugs, would be cleared of them every day. A tree swallow's stomach was found to contain 40 entire chinch bugs, pieces of many more, and 10 other species of insects. A bank swallow was seen to devour 68 boll weevil.

Stomachs of two pine siskins contained 1,900 black olive scales and 300 plant lice. A killdeer plover's contained 300 mosquito larvae; a flicker's 28 white grubs; a night hawk's 340 grasshoppers, 52 bugs, 3 beetles, 2 wasps and a spider. Martins, swifts and swallows eat enormous quantities of rose- May- and cucumber beetles, houseflies, mosquitoes, etc., and all these are caught on the fly, or on the wing. A martin will eat 2,000 mosquitoes in one day, besides many other bugs and insects. The woodpecker is insatiable for ants and can consume 5,000 of them in one day.

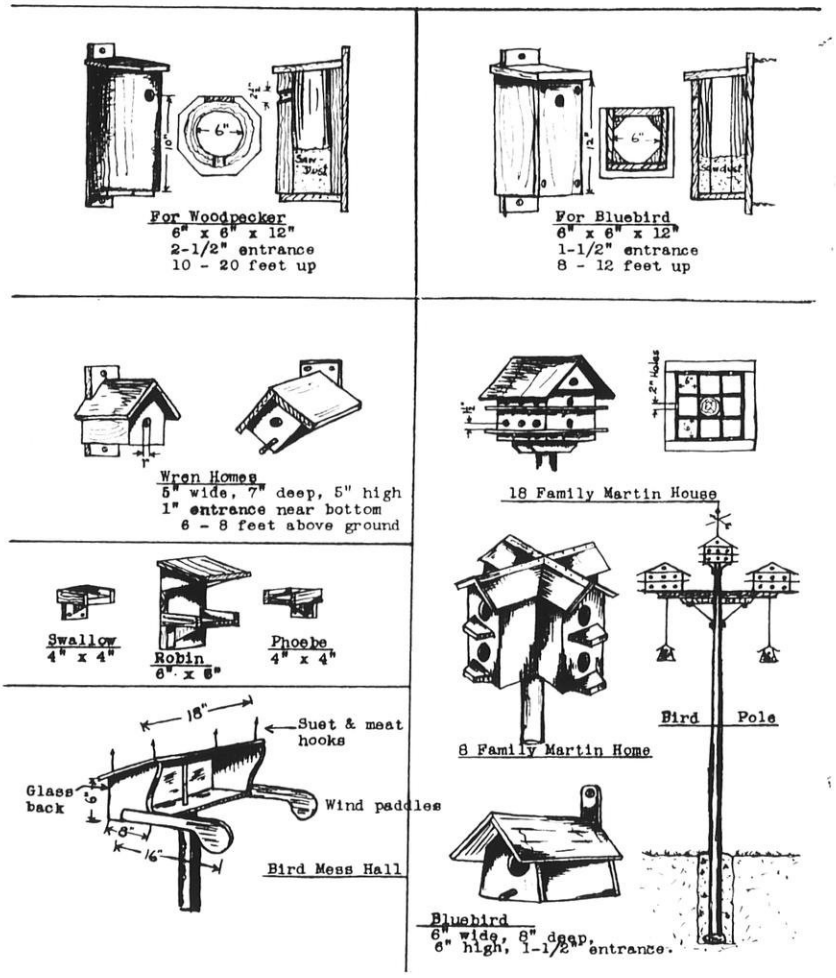

Fancy Homes Should Be Avoided. Rustic Types are Preferred by the Birds.

Fifty kinds of birds eat the hairy caterpillars and thirty-eight birds feed on plant lice.

These terse statistics must convince anybody of the prime importance to all humanity to protect bird life and encourage by every conceivable means the preservation and increase of the feathered population.

How are we to help in this program?

1. By providing homes and shelters for the birds to nest and rear their young;

2. By providing food and water to attract them to our habitations;

3. By protecting them; protecting them first of all against our own killing instincts; we must ourselves stop bird slaughter by law, by education and by deed.

The Cat Menace

We must protect birds against animals that are their natural enemy. The most ferocious bird enemy is the cat. Here again,

(Continued on page 342)

EDITORIALS



MINNESOTA RASPBERRY FIELD DAY JULY 18

WISCONSIN fruit growers are invited by Prof. W. H. Alderman to meet with Minnesota growers at the State Fruit Breeding Farm, Excelsior, Minnesota, on July 18th. The day will be spent in inspecting the work of breeding new fruits for Minnesota in particular, and America incidentally.

The Minnesota Fruit Breeding Farm is one of America's greatest fruit breeding institutions. Wisconsin is benefiting as much as Minnesota by the new introductions and our growers should keep in touch with the work being carried on.

Prof. Alderman will christen the new Minnesota #223 raspberry which he recently named "Chief".

STATE FLOWER SHOW ARTISTICALLY A GREAT SUCCESS

WE HAVE received the following letter from Charlotte Russell Partridge, director of the Layton Art Gallery, Milwaukee.

"I want to congratulate you on the State Garden and Flower Show because even from my limited view of things I felt it was very well handled and artistically a great success. I hardly believed that such strides over that of last year could have been possible in one year. Many of the exhibits were very beautiful."

OUR HORTICULTURAL CALENDAR

Northern Wisconsin Strawberry Day, Herbster, Bayfield County, July 12, Wisconsin Upper Michigan Florists Convention, Marshfield, July 15, 16.

National Vegetable Growers Convention, Schroeder Hotel, Milwaukee, August 11–15.

State Gladiolus Show, Loraine Hotel, Madison, August 15, 16, 17.

Wisconsin Cranberry Growers Association, Summer Convention, August 12.

Wisconsin State Fair, August 25–30.

American Nurserymen Association meeting, Minneapolis, July 15–17.

National Gladiolus Show, Iowa State Fair Grounds, Des Moines, August 22–24.

IN APPRECIATION

THE State Garden Club Federation and the State Horticultural Society greatly appreciates the cooperation of the State Conservation Commission. It was through their efforts that the fine evergreens used in decorating the State Garden and Flower Show were obtained. The Commission was cutting a road through some of their land at the State Park and supplied these evergreens without cost for the show.

The help of the Chicago, Milwaukee & St. Paul railroad was also greatly appreciated. Mr. J. Prien. general passenger agent at Milwaukee, obtained for the show, free transportation for the evergreens from Trout Lake to Milwaukee. It is one of the projects of the railroad to encourage interest and development of outdoor life.

HONORARY RECOGNITION

THOSE who attended the State Horticultural Society annual convention at Oshkosh last November will remember that honorary recognition certificates were presented to three prominent horticulturists namely, Mr. John Hauser of Bayfield, Mr. H. H. Harris of Warrens, and the late Geo. Kellogg of Janesville.

The Executive Committee of the Society has voted to make this presentation an annual event. We would therefore like to have our members send in their nominations for candidates for this honor. While there are no set rules governing the selection, nevertheless, it has been agreed that the candidates should be at least 60 years old and as far as possible, one person in each line of horticulture will be honored. There are perhaps three main lines, fruit growing, including tree fruits and small fruits, nursery stock and flower growing, including both professional and amateur, and vegetable growing.

Send in your nominations at once.

PLANT CLINIC TO MEET JULY 16

THE plant clinic conducted by W. A. Sisson of Rosendale through the garden department of the Fond du Lac Commonwealth Reporter, will meet at the summer home of Mr. Dyckhoff, Hopokoeka Beach, Fond du Lac on July 16. All flower lovers are invited to attend.

These meetings are very instructive and attract large crowds.

The Madison Garden Club has invited Mr. Sisson to hold the plant clinic in Vilas Park, Madison, on August 16th. After a noon picnic lunch followed by talks and demonstrations, the crowd will visit the State Gladiolus Show at the Loraine Hotel.

The plant clinic held its June meeting at Rosendale on June 21st. Lunch was eaten at noon, picnic style, at the Ebert Perennial Gardens. Mr. Breakey of the division of Entomology, State Department of Agriculture and Markets, was the principal speaker. He spoke on diseases of plants while Mr. Sisson covered the peonies, iris, and gladiolus. Miss Ebert spoke on perennials and rock gardens.

A tour was then made of local gardens in Rosendale.

STATE GLADIOLAS SHOW

ALONG about the middle of August the Gladiolus fans have their inning. Attention in the garden then turns to this beautiful flower.

The Wisconsin Gladiolus Society will stage a great show at the Loraine Hotel, Madison, on August 15, 16, and 17. It will be the first annual show of the society. Exhibitors from all over the state and adjoining states will take part.

Mr. Geo. Morris, secretary of the State Association, has published the premium schedule and will gladly send it on request to any interested gladiolus fans. The schedule takes care of all classes of exhibitors, commercial, advanced amateur, strictly amateur, and junior. The junior class is open only to boys and girls of 16 years of age and under.

For the premium schedule, address Mr. Geo. Morris, Agronomy Building, College of Agriculture, Madison, Wisconsin.

FRUIT JUICE POP MUST CONTAIN FRUIT JUICE

HEREAFTER strawberry, raspberry, loganberry, or any other kind of pop will have to have more than a taste of the original then a name. They will have to contain either the true fruit flavor or juices, or go under an entirely new name.

This has been decided recently by the State Department of Agriculture and Markets. Conferences were held by the Departments with various manufacturers. The state food laws were fully explained and standards were set for the future to be effective in a few weeks.

The following points have been agreed upon: Syrup and beverages cannot be sold when colored or flavored in imitation of genuine color or flavor of another substance.

Those products prepared synthetically (soda water drinks) cannot be sold under the name of a fruit unless made entirely or in specified amounts from fruit juices.

The new standards do not prohibit the sale of synthetic preparations if they are sold under coined names but they must not refer to or include the name of any fruit.

This law will be of great help to the fruit industry. In the future if the public wants to buy any articles of food containing fruit, they will be sure to get the real article and not a coal tar product.

FRUIT EXCHANGE TO BE FORMED JULY 19

REPRESENTATIVES of various fruit growers associations in Wisconsin will meet at Sturgeon Bay on July 19th to study the organization of the Door County Fruit Growers Union and to definitely set up a new state fruit growers exchange.

The meeting is promoted by the Wisconsin Department of Agriculture and Markets and Mr. R. A. Peterson, chief of the Division of Markets, is preparing a constitution, by-laws and plans for the proposed organization.

It is the opinion of the various cooperative organizations in Wisconsin that present marketing conditions can only be remedied through the medium of a centralized office. Many locals are too small to market effectively and consequently, cooperative organizations are competing with each other.

NATIONAL PEONY SHOW AT DULUTH

THE Duluth Peony Society sponsored the National Peony Show on July 2–3. It was a splendid show and attracted exhibitors from Boston, Portland, and Quebec, Canada.

The quality of the peonies grown in northern Minnesota and Wisconsin cannot be excelled. Local exhibitors filled the large Armory with 15,000 blooms of wonderful color and quality. As yet we have not seen a national show in Wisconsin. Why not?

Early in July the editor visited the perennial farms of John Hauser and son of Bayfield, and V. E. Brubaker of Washburn. Each has between 20 and 30 acres of practically every variety of flowering plant for which there is a demand.

We have yet to see a place where soil and climate combined are more favorable for the production of perennials on a large scale than on the shores of Lake Superior.

"Did you hear the latest about that film actress?"

"No, what is it?"

"Her secretary didn't keep the records straight, and now she finds she has had two more divorces than she's had weddings."—*The Kablegram.*

STATE GARDEN CLUB FEDERATION NEWS

Federation Aims: To stimulate and help garden clubs throughout the state: to develop interest in and broaden the knowledge of gardening; to aid in the protection of trees, plants and birds, and promote civic beautifications.

GARDEN CLUB FEDERATION SUMMER MEETING

THE Executive Committee of the State Garden Club Federation have decided to hold a summer meeting and tour. The La Belle Garden Club of Oconomowoc had extended an invitation to the Federation to hold its meeting in Oconomowoc as the guests of the La Belle Club.

This invitation was gladly accepted by the Executive Committee, as it was felt that Oconomowoc offered many wonderful opportunities for a tour of beautiful gardens.

The date selected is Thursday, August the 7th. Members will assemble in Oconomowoc at 9 a. m.

The program will start promptly at 9:30 and some outstanding speakers will speak on garden topics during the forenoon. At 12 o'clock the members will tour to Hartland, as the guests of the White Elm Nursery, for luncheon. Following the luncheon there will be a trip of inspection of the White Elm Nursery grounds and nurseries. The afternoon will be devoted to a tour of estates and outstanding gardens around Oconomowoc.

Speakers will accompany the tour to tell of the interesting features observed on the trip. The full program will be sent by mail to each garden club member just preceding the meeting.

"Don't worry, there are plenty of good fish in this lake."

"Yes, an' I'm the guy that left them there."—*Arizona Kitty-Kat.*



An Attractive Rock Garden at the Flower Show. By Eschrich's Nursery, Milwaukee.

THE STATE GARDEN AND FLOWER SHOW

THE State Garden and Flower Show held at the Milwaukee Auditorium on June 20–22 was a wonderful success from the standpoint of exhibits. It was a beautiful show. We have no fear of contradiction when we say that we believe it was the most beautiful show ever staged in Wisconsin.

The attendance was only fair, about 4,500. No doubt the show was held too late in the season, the weather being unusually warm for any indoor attraction. Financially, we have no complaint to make. The State Horticultural Society officers are glad to pay the small deficit of about two hundred dollars which was incurred.

Wisconsin nurserymen and Milwaukee Florists cooperated splendidly with the garden clubs. As these groups get better acquainted they will be able to work together better for their mutual benefit.

We were especially pleased with the attitude of the nurserymen and exhibitors. Practically everyone expressed their approval of the show and signified their intention of exhibiting another year if another show is held.

SMALL ATTENDANCE AT FLOWER SHOWS

ACCORDING to reports, elaborately staged flower shows in Wisconsin have not been financially successful this year. Does this indicate that Wisconsin people are not interested in flowers as they should be? Does it mean that because we have had free flower shows, people are not willing to pay to see one which has been staged at great expense? Have the shows been staged too late in the season, when the weather is warm and people prefer to be out doors?

We would like to know the true answer to these questions. It indicates at least, that there is plenty of work to do. Individuals and organizations interested in gardens and flowers should continue their efforts to interest the public along this line.. Every town should have a flower show and thousands should come to see the exhibit.

WILL ANOTHER GARDEN AND FLOWER SHOW BE HELD?

THE show held at the auditorium June 20–22 demonstrated very clearly that Wisconsin garden clubs, nurserymen, and florists can stage a beautiful garden and flower show.

A number of nurserymen expressed their opinion that now that we have started we should continue — that garden shows are necessary and that we should do everything in our power to promote them. We believe this attitude is correct but before another show can be held there must be some changes in the organization. The show must be so organized that the attendance will be large. How to do this should be the concern of every garden club member, every nurseryman, and every florist. It is not necessary to make money on a show, but after we go to all the trouble of putting on a beautiful exhibit the public should be induced to see it.

It may be possible to work out something entirely new, something that will attract the attention of the public and draw them to the show.

PREMIUM WINNERS AT STATE SHOW TO BE PUBLISHED NEXT MONTH

The cut flower exhibits at the Milwaukee Auditorium Flower Show were very beautiful. Lack of space will not permit publication of the winners names this month, but they will appear in the August issue.

Garden Clubs Exhibit Beautiful "Little Gardens"

THE little gardens built by garden club members were wonderful. The committees went to a great deal of work and expense in preparing unusually interesting and attractive settings. Many different features were presented.

The first prize was won by the Green Tree Garden Club of Milwaukee. The title of the garden was "A Green and White Garden". It was built by the following committee: Mrs. H. E. Judd, Mrs. F. Bacon, Mrs. Fitzhugh Scott, Mrs. Luddington Patton, Mr. Hunter Goodrich, Miss L. Seaman. The garden was of informal design with a background of evergreens and shrubs and a border of white peonies, white foxgloves, sweet Williams and Sweet Alyssum.

Second prize was won by the Art Institute Garden Club of Milwaukee on "An Old Fashioned Garden" consisting of a stone well-head, covered with a rustic roof. There was an interesting border of beautiful perennials, backed with shrubs and evergreens. It was put on by Mrs. W. A. Bowers, E. L. Smalley, and Chester Thomas.

The third prize went to the Milwaukee County Horticultural Society on a formal garden consisting of begonias, Johnny-Jump-Ups and other bedding plants. The committee was Mrs. A. Noerenberg, Mrs. F. Klingbeil, and Mr. W. H. Timm.

We also wish to express our appreciation to Mr. W. H. Timm for selling the largest number of tickets for the show.



The First Prize "Little Garden," Exhibited By the Green Tree Garden Club, Milwaukee.

We owe an apology to Mrs. F. Klingbeil for having forgotten to include $10 worth of perennials which she offered as prizes in the flower show classes.

To Mrs. A. Noerenberg goes our sincere appreciation for painting the miniature subdivision designed by the Boerner Company, which has been named "Child Haven".

Honorable mention ribbons were given by the judges to two gardens. The garden of the Madison Garden Club called "A Gazing Globe Setting" was one of them. It consisted of a gazing globe in a formal garden with red brick walks lined with beautiful evergreens, plants and flowers. The committee consisted of Mr. Fred Bodenstein, Mrs. C. L. Dean, Mrs. F. Schoen, and Mr. G. M. Johnson.

Honorable mention was also given to the Milwaukee County Horticultural Society on a garden called "A Rocky Retreat". It consisted of a stone path leading to a small pool over which a statue served as a fountain. There was a rock border with many beautiful flowers. The committee in charge was Mrs. A. Jaeger, Chm., Mrs. E. Paak, Mr. Archie Hill.

The Wauwatosa Garden Club exhibited a beautiful rose garden with ramblers and trellises. Aug. Peter was chairman of the committee.

"Tea for Two" was the title of the garden built by the Hillcrest Garden Club. It consisted of a unique tea table in an evergreen and perennial setting. Mrs. H. Fleischer, Mrs. F. Fahnstock, and Mrs. A. Bruhn built this beautiful garden.

The Milwaukee County Horticultural Society was represented with a third garden built by Dr. H. Nolte, Mrs. W. Wedgewood, and Mrs. O. Severance. It was a very neatly arranged rock garden and received a great many complimentary remarks from the visitors.

Original Exhibits

In the original exhibit class were some very new and interesting features. First prize was won by Mr. Fay Coon of West Allis on a before and after child's garden. It represented the West Allis schools. The after part was a very neatly arranged perennial border with grassy lawn and path.

Mrs. Lou Davis of the Madison Garden Club won second on a Japanese tray garden entitled "Bon Seki". An entire Japanese landscape had been built upon a small tray. The work was beautifully done.

Third prize was awarded on "A Garden of Shakespeare" built by Miss Ann S. McLenegan of Beloit. Miss McLenegan who has been a teacher of history for a number of years drove to Milwaukee with the entire exhibit which consisted of a garden with a large number of flowers mentioned by Shakespeare. This exhibit called for a great deal of newspaper comment and was very interesting to all who knew their Shakespeare.

Honorable mention was given to a chopping bowl garden exhibited by the Sum-Mer-Del Garden Club.

Mrs. A. Jaeger of the Milwaukee County Horticultural Society exhibited a very attractive tray garden in this class.

Prize winners in the other projects were as follows:

SHADOW BOXES

Class I

1st Prize: Milwaukee Co. Horticultural Society, Mrs. F. Klingbeil.
2nd Prize: Milwaukee Art Institute Garden Club, Mrs. Arthur Bower.
3rd Prize: West Allis Garden Club, Miss Martha Krienitz.
Honorable Mention: Milwaukee Art Institute Garden Club, Mrs. A. Bower.
Honorable Mention: Hawthorne Garden Club, Mrs. J. H. Paul.
Honorable Mention: Wauwatosa Garden Club, E. C. Haasch.

Class II

1st Prize: Hillcrest Garden Club, Mrs. S. M. Hyatt.
2nd Prize: Wauwatosa Garden Club, Mrs. James Johnson.

Class III

1st Prize: Jefferson Garden Club, Miss Mabel Owen.
2nd Prize: West Allis High School, Mr. Fay Coon.
3rd Prize: La Belle Garden Club, Oconomowoc, Mrs. S. Welch.

TABLE DECORATION

Class A. Sunday evening supper table

1st Prize: Milwaukee Co. Horticultural Society, Mrs. C. Pohlman.
2nd Prize: Hawthorne Garden Club, Mrs. J. Gaines.
3rd Prize: Hillcrest Garden Club, Mrs. C. Berger.
Honorable Mention: La Belle Garden Club, Oconomowoc, Mrs. D. Weart.

Class B. Special Occasion table

1st Prize: Green Tree Garden Club, Fox Point, Mrs. F. Bartlett.
2nd Prize: Milwaukee Art Institute Garden Club.
3rd Prize: Milwaukee Co. Horticultural Society, Mrs. A. Krieger.
Honorable Mention: Madison Garden Club, Mrs. Lou Davis.

Class C. Formal Dinner Table

1st Prize: Madison Garden Club, Miss Dora Graham.
2nd Prize: Green Tree Garden Club, Mrs. L. Bartlett.
3rd Prize: Oshkosh Horticultural Society, Mrs. W. Rogge.
Honorable Mention: Hillcrest Garden Club, Mrs. H. Sampson.
Honorable Mention: Milwaukee Art Institute Garden Club, Mrs. M. Vanderhoogt.
Honorable Mention: Hawthorne Garden Club, Mrs. John Paul.
Honorable Mention: Mrs. E. A. St. Clair.

MINIATURE MODELS

1st Prize: Elkhorn Garden Club.
2nd Prize: Milwaukee Co. Horticultural Society, Mrs. O. Reuss.
3rd Prize: Milwaukee Co. Horticultural Society, Mr. A. Hill.
Honorable Mention: Kenosha Horticultural Society, Mrs. H. E. Coshun.
Honorable Mention: Ft. Atkinson Garden Club.

LITTLE GARDENS

1st Prize: Green Tree Garden Club, Fox Point.
2nd Prize: Milwaukee Art Institute Garden Club.
3rd Prize: Milwaukee Co. Horticultural Society.
Honorable Mention: Madison Garden Club.
Honorable Mention: Wauwatosa Garden Club.

ROOM DECORATION

1st Prize: Green Tree Garden Club, Mrs. Van Dyke Yates.
2nd Prize: Hawthorne Garden Club, Mrs. W. Hunt.
3rd Prize: Milwaukee Co. Horticultural Society, Mrs. A. Jaeger.
Honorable Mention: Milwaukee Co. Horticultural Society, Mrs. A. Kron.
Honorable Mention: West Allis Garden Club, Mrs. S. Stoll.
Honorable Mention: Milwaukee Co. Horticultural Society, Mrs. C. Pohlman.
Honorable Mention: Milwaukee Co. Horticultural Society, Mrs. W. Wedgewood.
Honorable Mention: Madison Garden Club, Mrs. Lou Davis.
Honorable Mention: Hillcrest Garden Club.
Honorable Mention: Green Tree Garden Club, Mrs. W. Seaman.
Honorable Mention: Green Tree Garden Club, Mrs. Harold Seaman.

MINIATURE HOME GROUNDS

1st Prize: Milwaukee Co. Horticultural Society, Mr. E. Haasch.

ORIGINAL EXHIBIT

1st Prize: Before and After Garden, West Allis High School.
2nd Prize: Japanese Garden, Madison Garden Club, Mrs. Lou Davis.
3rd Prize: Shakespeare Garden, Beloit Garden Club, Miss Ann McLenegan.

GARDEN AND FLOWER POSTERS

Class A

1st, Fern Toombs, Milwaukee.
2nd, Anton Ricely, Milwaukee.
3rd, Miss C. Dix, Milwaukee.

Class B

1st, Madison Garden Club.
2nd, Frank Bercker, Milwaukee.
3rd, Alice Gratz, Milwaukee.

Class C

1st, Anna B. Dailey, Muirdale.
2nd, Marjory Dupuis, Muirdale.
3rd, Kathleen Maher, Milwaukee.

AN APOLOGY

THE Federation regrets exceedingly that the shadow box exhibit of the Ft. Atkinson Garden Club and the Kenosha Garden Club were not exhibited at the State Garden and Flower Show. It so happened that there were more entries in the shadow box classes than were expected. The above clubs arrived a little late but still in time, but when they came all the boxes were filled.

The rules were that in this case, the exhibits in the boxes were to be judged and then any extras were to exchange with one of the exhibits in a box and rejudged. Evidently the clubs did not know of this and the exhibits were not taken care of.

In any large show this is liable to happen.

The Kenosha Horticultural Society heard Mr. C. M. Findlay who has charge of the sunken garden at Lincoln Park talk on the garden and also on roses, at their June meeting.

A tour of the sand dunes, north of Waukegan, was planned for the near future.

The club held a very successful flower show during June. Flowers of every known garden variety and hue lined the walls and were artistically grouped on tables on the third floor of the court house. The exhibits were judged by Mr. Peter Back and Robert Lassen, both of Racine.

News of the Garden Clubs

SUM-MER-DEL FLOWER SHOW

MRS. L. A. HENZE

THE Sum-Mer-Del Garden Club held its June Flower Show in the High School gymnasium at Hartland, June 20th, from 2:30 to 8:00 P. M.

Great interest was shown in the various classes of flowers and flower arrangements exhibited. New and more artistic forms of displays were shown, bringing out new ideas in color combination for use in the home. Arrangements for living rooms, boudoirs, halls, verandas, and dinner tables gave opportunity for showing the correct use of flowers and their containers in these rooms.

A point of great interest was the table of old-fashioned bouquets in old-fashioned vases. Identical vases with different flowers were arranged to show the right and wrong use of the flowers in relation to the container.

In the various classes of flowers, there were very fine delphiniums and roses, as well as excellent specimens of unusual and new annuals and perennials.

It was the intention of Sum-Mer-Del members to exhibit, but not to take prizes, except the Honorable mention ribbon. The Judges, overruled this desire in the interests of fair judging, and from the standpoint of the public viewing the exhibits.

A flower market and a plant sale were held on the lawn in conjunction with the show. Pottery and garden articles were on

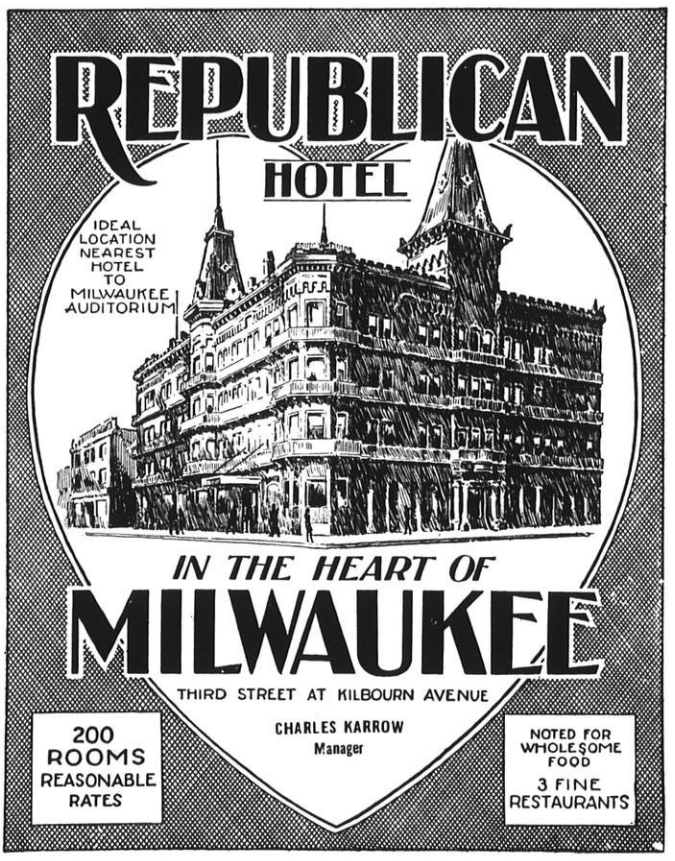

display in a class room. Refreshments were served by the Hartland Ladies of the Congregational Church.

Miss Helen Moore of Delafield was general chairman of the Flower Show.

OSHKOSH SOCIETY MEETING

Florence Winchester, Secretary

The June meeting of the Oshkosh Horticultural Society was held at the home of Mr. and Mrs. Walter Brunka on the Oregon Street road. Mrs. Greenwood and Mrs. Brunka had charge of the picnic supper. The weather was delightful so everyone enjoyed eating out of doors.

The principal speaker of the evening was Mr. J. W. Roe, who recently returned from Florida. He gave an interesting talk on the horticultural conditions of Florida as compared with Wisconsin. Mr. Roe said that the growing season being longer in the southern states gives them some advantage over Wisconsin, but that on the whole there are no more real advantages there than here. Horticulture is about the same the world over. Everyone is optimistic and always looking for better and new things. A Horticulturist's work is never done, he is always striving to do better.

He spoke especially of the beautiful azalea and magnolia gardens in the Carolinas, which are worth going miles to see.

He concluded his talk by inviting the society to visit the Roe gardens, which he said, never looked better.

There was considerable discussion of the crop conditions in the vicinity, the outlook for which does not appear particularly promising. It was stated that gardeners do not expect 25% of the usual strawberry crop, for not only did the killing frost a few weeks ago, blight the blossoms, but the season generally has not been right for strawberry growing.

One member reported that he had picked ripe strawberries in his garden the last day of May, a fact that is most unusual as in this climate as the strawberries do not ripen until around the 10th of June. While a few were ripe and ready to be picked (evidently having been far enough advanced so the frost did not damage them) the next growth which was in blossom at the time of the frost was destroyed.

The same conditions exist in the apple crop, members reported, and where 50% of the apple crop had been looked for, it is believed now there will be only about 10 to 15% of the usual harvest. At first it was believed that the frost had done no injury, but now the apples are dropping from the trees. Only the early varieties, such as the Duchess, are apparently unharmed as they were far enough advanced before the frost.

The program continued with a reading by Miss Ena Brunka entitled "Flowers". The society voted to send two delegates to the State Garden and Flower Show at the Milwaukee Auditorium June 20 to 22. The delegates are to put on an exhibit for the society, either in the nature of a shadow or window box or a table decoration. Mrs. W. H. Rogge was appointed by the president to act as chairman, and she will select the other delegate.

The aphis has been bothering the climbing rose and the snowballs. Black leaf 40 was suggested as the remedy.

Mr. Ristow gave 100 gladiolus bulbs as an attendance prize. The first prize of 60 bulbs was won by Mr. Greenwood and the other of 40 bulbs by Miss Elizabeth Reimer.

The supper committee turned in $6.10 to the treasury after all expenses had been paid.

The meeting was largely attended, many going early to inspect the gardens. The next meeting will be the annual strawberry festival and will be held at the home of Mr. and Mrs. George Miller, Omro road, with Mr. and Mrs. N. A. Rasmussen as joint host and hostess. The event will also be in the nature of a peony show, members and guests being invited to bring their peonies which will be arranged for a display.

The meeting was adjourned with 73 members present.

FORT ATKINSON GARDEN CLUB HAS SUCCESSFUL FLOWER SHOW

Abbie Kyle, Secretary

The Fort Atkinson Garden Club plans another flower show to be held August 23–24.

The club sponsored a very successful flower show at the Municipal Auditorium June 20–21.

The floral displays were beautiful and the special occasion and breakfast tables daintily set, with flowers for decoration.

The club held their regular meeting at the home of J. E. Clark, June 19th and plans were made for another show to be held August 23–24.

The Eau Claire Garden Club had a picnic on Friday, June 20th at the home of Mr. and Mrs. Ben Haag. Supper was served at 6:30 and was followed by an inspection of the Haag garden which is very artistically arranged with rock garden, garden furniture, trellisses and bird houses.

After the supper, a program on peonies and irises was given. Miss Laura Olsen gave the history of the peony, names and standards of the American Peony association. Mr. F. F. Brunk spoke on peony culture and told how he developed a new peony, the Eau Claire.

B. O. Hibbard told of the experiments with the Japanese Tree peony and H. C. McNary spoke on iris.

The Madison Garden Club had a very interesting meeting on Tuesday evening, June 10th. 125 members and friends made a tour of some of the outstanding gardens in the city of Madison.

Meeting at Agricultural Hall, they proceeded to the home of Prof. W. W. Hart on the Middleton Road whose garden of late iris was an interesting feature. They then went to the home of Thomas Hefty where they viewed the famous collection of peonies planted by the late Mrs. Brittingham. The scenic garden of Dr. Frederick Davis, Shorewood Hills, was also visited.

Plans were made for the flower show which was held on Saturday and Sunday, June 14 and 15. This show turned out to be one of the best ever held. The rotunda of the State Capitol was filled with peonies, perennials, and roses with a few iris.

Mrs. Fred M. Wilcox was chairman of the flower show committee and deserves a great deal of credit for this very beautiful event. A large crowd viewed the exhibits.

The Wisconsin Rapids Garden Club staged an unusual flower show in the Armory at Wisconsin Rapids June 14th and 15th. They had the active cooperation of a large number of private and professional gardeners and a very beautiful show was staged.

Reports from various sources indicated that it was one of the most beautiful flower shows put on by an individual club seen this year.

Admission of 25¢ was charged which brought a revenue of $168.20.

MILWAUKEE SOCIETY ELECTS OFFICERS

Mabel Thoms, Secretary

The Milwaukee County Horticultural Society held their annual election of officers, Tuesday, May 27, in the Public Museum.

The following officers and director were unanimously re-elected for the ensuing year.

Huron H. Smith, president; Fay B. Coon, Vice-president; Mabel Thoms, secretary-treasurer. The directors are Archie Hill, Mrs. C. E. Strong, August C. Peter, and Frank Giloth.

WAUWATOSA CLUB INSPECTS BEAUTIFUL GARDEN

Ernest Lefeber, Secretary

The June meeting of the Wauwatosa Garden Club was held at the home of Mr. and Mrs. A. Peter. Members came early to view the beautiful garden.

Roses of different hues and kinds were everywhere in bloom. Tree, tea, hybrid perpetual, and climbing roses were each separate beds. There were long beds of dahlias, similar beds of cannas, and many beds of perennials in the garden, while blue spruce and evergreens, towering high, made a picture well worth coming to see.

The meeting was called to order by Pres. Mrs. E. C. Haasch who told us about the garden show at the Milwaukee Auditorium and what members were going to exhibit.

Mr. Peter gave us a very interesting talk on roses, how to plant, kinds, pests and when to spray. Many questions were asked and answered.

Meeting adjourned and all went home well repaid for attending the meeting.

CULTIVATING AND CUTTING GLADS

L. A. BURMEISTER, Jr.
Milwaukee Co. Horticultural Society

AT ALL times from planting until the gladiolus bulbs are taken up, the ground should be well cultivated, kept loose and free from weeds and other foreign growth. When spikes are heavy with buds and blossoms they may be bent or broken by wind or rain. The following offers a simple method of minimizing this danger. Set stock out in rows and on each side of the row drive stakes from four to six feet apart, and securely fastened to these run two lines of wire properly spaced to support the spikes.

Watering

Newly planted bulbs should not be watered until the foliage has reached a height of six or eight inches. From this time until a month after the flowering season the ground around them should be kept thoroughly moist.

Care must be taken to avoid having moisture on the buds and blossoms while they are exposed to warm sunshine. It is therefore well to apply water to the lower part of the plants, and to do the watering only during early morning or evening hours.

Cutting

When cutting flowers be very careful that at least four leaves are left on the bulb. This will preserve its life. If it is stripped of its leaves it can not survive. It is best to let seed pods form on the spike if a strong bulb is desired for reproduction.



It pays to play safe

You're working now for a profitable crop at harvest time

You know that "Orchard Brand" is a guarantee of standard quality. You know that this Company's responsibility is back of "Orchard Brand" Products. You know that an "Orchard Brand" application is as potent a control as you can command.

You cannot afford to risk the quality and profit in next fall's harvest for a fraction-of-a-cent a pound difference in cost of materials. It pays to stick to "Orchard Brand."

You'll like the spray calendar in our "Cash Crops." Ask us to send your copy.

Use "Orchard Brand"
Lime Sulphur Solution
Oil Emulsion — Calcium Arsenate
Bordeaux Mixture — Arsenite of Zinc
Arsenate of Lead — Dritomic Sulphur
Sulphur Dusts
(with and without Arsenicals)

GENERAL CHEMICAL COMPANY
40 Rector Street, New York
St. Louis Los Angeles San Francisco
G C I-72



ORCHARD BRAND
REG. U.S. PAT. OFF.
SPRAY & DUST MATERIALS

ORCHARD BRAND
SPRAY and DUST MATERIALS

A Model Subdivision at the Flower Show

"CHILD's Haven" is the name awarded first prize by the judges in the contest to name the model suburb shown at the State Garden and Flower Show designed by the Boerner Company of Milwaukee.

The prize of $10 for the winning name was won by Charles Ovenden, 1026 Drake Street, Madison, a member of the Madison Garden Club.

In the opinion of the judges, the name signified the purpose of the new subdivision, safety for children and an ideal place to bring up a family.

Second place was won by Miss Vera Holt of Baraboo with the name "Garden Court".

Third prize was won by Wm. S. Grey, West Allis, with the name "Sterling Forest".

The model suburb in which 15 model home grounds were exhibited was the center of attraction at the show. The model has been purchased by the State Fair Board and will be a permanent feature in the Horticulture Building at the State Fair. Prizes are offered by the Fair for miniature models and these models will be placed in the park for exhibition.

A great deal of credit is due the Boerner Company, Mrs. A. Noerenberg, Mrs. Martha Malisch, and Mrs. Ada Sperber and a number of other ladies who spent a great deal of time landscaping the model suburb.

The park also contained a model of the Shorewood High School made by the Shorewood High School manual training department.

FLORIST SERVICE SAVES FORGETFUL HUSBANDS

"WE REMEMBER anniversaries for them," is the way George Rentschler, president of the Rentschler Floral company, describes a new service the store has initiated for husbands.

So there's no need to worry any more about forgetting the red letter day when you said, "I will."

"Through orders for wedding flowers placed over a period of more than 30 years, we have many anniversary dates in our files."

—WISCONSIN STATE JOURNAL.

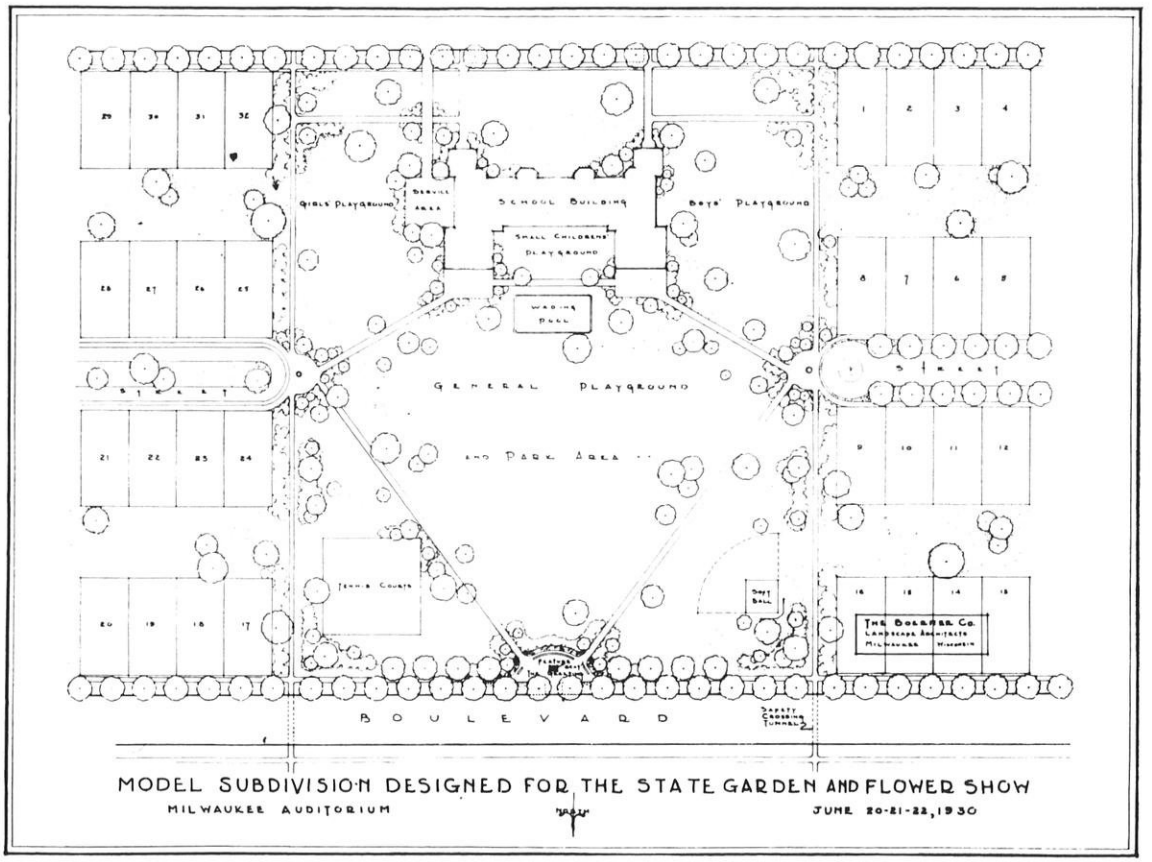

MODEL SUBDIVISION DESIGNED FOR THE STATE GARDEN AND FLOWER SHOW

MILWAUKEE AUDITORIUM JUNE 20-21-22, 1930

THOUSANDS OF OAKS DEFOLIATED BY WORM

E. L. CHAMBERS

THE defoliation of thousands of acres of oak trees throughout Wisconsin which has been taking place during the past two weeks by the fruit tree leafroller *(Archips argyrospila)* is causing statewide concern. The caterpillars responsible for this defoliation began their feeding just as the new foliage was unfolding and in many sections have completely stripped the trees of all their leaves. The situation is particularly serious in Dunn, Pierce, Walworth, Portage, and Waupaca Counties where the trees were likewise defoliated last summer.

The eggs from which these worms hatched were laid by a small rusty brown moth last summer and remained in irregular masses on the bark over winter. These eggs are laid in masses of 30 to 100, and are closely plastered on the twigs, branches, and occasionally on the trunk of the tree. They are covered with a smooth coating of dull-brown or gray, varnish-like material, which protects them from the weather and prevents the individual eggs from showing in the cluster. The egg masses blend almost perfectly with the bark on which they are deposited, making it extremely difficult to see them. The eggs begin hatching about the time the apple fruit buds are beginning to separate in the spring. The young worms crawl to the leaves, and begin feeding as above stated. They vary somewhat in color, but in general are pale green without special body markings except for a brown plate just back of the head. Upon becoming full-grown, the worms are about ¾ inch in length. They pupate within the folded or rolled leaves, or crawl to the trunk or branches of the tree and there construct a somewhat flimsy cocoon. From this cocoon the moths, which are about ½ inch long with brownish front wings mottled with pale gold, emerge during late June or July.

While spraying the foliage with an arsenical will control this pest, such methods would not be practical under forest conditions. Fortunately, the insect has only a single brood a year and oak trees will withstand defoliation a time or two without suffering seriously and it is believed that in another year this pest will be brought under control naturally by its several parasites which are likewise increasing rapidly in numbers.

Grasselli
SPRAY PRODUCTS

Grasselli Spray and Dust Materials

are certified as to quality and uniformity and are preferred by many leading growers.

GRASSELLI GRADE

Arsenate of Lead Powder
Calcium Arsenate Powder
Bordeaux Mixture Powder
Lime Sulphur Solution
Dry Lime Surphur
Oil Emulsion
Monohydrated Copper Sulphate
Casein Spreader
Sulphate of Nicotine

THE GRASSELLI CHEMICAL CO.

Milwaukee–St. Paul–Chicago–Cleveland

Branches in other cities

GRASSELLI GRADE
A Standard Held High for 91 Years

Why Feed Your Clothes to the Moths

E. L. CHAMBERS

HERE is no peace in the home of a well informed housekeeper when some evening a report comes to her that a tiny buff colored moth about the size of a mosquito has been observed flying in some dim-lit corner of a room in her house. She immediately associates this report with a mental picture of some much prized garment she has had ruined at some time by having small holes eaten through the fabric and sets out to catch the culprit and determine the source from which it came.

The adult moths are entirely harmless since they probably take no food of any sort during their brief stay which varies from a few days to about one month. The experienced housewife knows, however, that each of the female moths lays from 100 to 150 very small white eggs on her choice garments and furnishings of wool, hair, feathers, and fur and that these eggs, usually laid singly over the garments, will in a week or ten days hatch into a minute white worm about 1/16 of an inch long which will feed ravenously upon her garments for from several weeks to as long as two years, depending upon the species of moth and whether or not it is disturbed in its mischief.

Clothing which is in daily use is practically never infested by clothes moths. It is highly important that clothing, or other fabrics placed in storage, should first be freed from moths. This is made possible by thoroughly brushing and shaking such clothing and hanging them out of doors in the bright sun for several hours before being packed away. Unlike many moths, these are not attracted by lights and their presence will not be evident to the average person unless he has observed them previously.

Sunlight is fatal to any eggs of these moths exposed to it and consequently if placed in trunks or tight boxes clothing may be protected from infestation by scattering naphthalene flakes or paradichlorobenzine through the box or trunk at the rate of a pound to ten cubic feet. the moths will not lay additional eggs upon them even if the did succeed in entering accidentally and the latter will kill any stage of the insect found therein.

For added precaution, carbon disulphide may be used for fumigating infested material and will likewise kill all stages of the insect when used in an air-tight box or container.

Tight fitting cedar chests will protect clothing from the attacks of the clothes moths and will kill larvae hatching from the eggs within the chest. However, partly grown larvae or worms placed in such chests may complete their development and cause considerable damage.

Heating a room to 135° F. for 3 hours will kill all stages of these moths and similar pests providing this heat is permitted to penetrate to the center of the articles treated. No damage to clothing will occur if kept in cold storage at 45° F. or lower and many fur houses provide such cold storage facilities for their customers. Even here in Wisconsin we cannot wear our furs and woolen clothes all the year around and so we must protect them from moths as soon as we take them out of circulation. Bathing suits are usually favorite feeding grounds for this pest, as many of us find out when vacation time comes around and we prepare to pack our bathing suit and decide we needed a new one anyway.

PREVENTATIVE FOR POISON IVY

THE Field Museum of Natural History, Chicago, has recommended a 5% solution of ferric chloride in water, or in a mixture of water, alcohol, and glycerin, as a preventative for poisoning with poison ivy.

The solution is applied on all exposed surfaces of the skin before going into the woods or places where poison is liable to abound. It should be allowed to dry without wiping. A thin deposit of iron salt neutralizes the volatile poison from the poison ivy as soon as it comes in contact with it. This remedy has been used by Botany classes at the university of Chicago with good results.

Washing in a 3% solution of potassium permanganate is recommended for those who have become poisoned. This oxidizes the poison and healing follows rapidly.

The skin may be less brown as a result of the potassium permanganate remedy but may be removed with a 1% solution of oxalic acid. These remedies may be obtained from any druggist.

ATTRACTIVE HOMES FOR OUR BIRDS

(Continued from page 341)

it has been estimated, that a cat during 6 months of the year will destroy 3 birds every day, or more than 500 during the season. In New York State alone, cats are said to destroy 5 million birds annually. Where cats are necessary to keep rodents in check, bird life must be protected by every possible means. Where the keeping of cats is a luxury—dispense with the luxury in favor of the essential bird life.

In a home for our own use, it is most important that it suit our requirements in size, location, exposure and finish. The same applies to bird homes. Bear in mind always, that the

home must be weatherproof, must not leak rain, must have entrances properly sized to permit easy access to the species desired, and keep out the species not wanted. Bird homes must be made substantially, to withstand the weather and must be painted to attract, never to scare birds. And they must be very substantially fastened to insure against the possible calamity of destroying an entire brood by wind tearing the home from its foundation. Fancy homes are to be avoided as the rustic types are preferred by the birds.

Kinds of Homes

Robins, Catbirds, Phoebes and Barn Swallows require an open home, merely a shelf 6 inches square, supported by brackets under the eaves of the roof, or a roof built over and fastened to the side of the house or shed near under the roof.

For birds that naturally build homes in hollow trees, such as woodpeckers, bluebirds, nut hatches, chickadees, tree swallows, sparrow hawks and screech owls, the ideal home is a small log hollowed out. If you can locate a log with the core decayed, the work will be greatly simplified. Cut the log in half lengthwise, chisel out the center and assemble the log together by a floor and roof-board. The entrance holes for these homes must be near the top; the hollow should then be filled with a mixture of half sawdust and half clean earth, to a depth of 3–4 inches. If no logs are convenient, build them of 1″ boards and fill the four corners with pieces of wood to make the inside octogonal. For Red Headed Woodpecker, Bluebird and Tree Swallow, homes should be 6 inches round and 12 inches high; woodpecker homes require a 2½ inch entrance hole and should be placed 10 to 20 feet above ground. Bluebirds and tree swallows need a 1½ inch entrance and should be placed 8 to 12 feet above ground.

Nuthatches and chickadees require a 4 inch round home 10 inches high, with 1¼ inch entrance and placed 8 to 12 feet above ground. For sparrow hawks, flickers and small owls, homes should be 7 to 8 inches round and 18 inches high, 3½ inch entrance hole and placed 8 to 20 feet above ground. All of the birds and their homes now mentioned, like to nest in homes of the hollow tree variety.

(To be continued in next issue)

FEATURE EXHIBITS AT STATE GARDEN AND FLOWER SHOW

(Continued from page 326)

garden clubs in this show. August Kellner & Company exhibited a Rustic Waterfall at the entrance to the Rotunda. The Holton and Hunkel Company made a nice display of ferns, palms and rambling roses. Herman Smith of Milwaukee exhibited a beautiful vase of red peonies. Mrs. Joseph Uihlein sent over two beautiful Clivias which attracted a great deal of attention. Beautiful baskets of flowers were exhibited by Alma Balfanz, Baumgartner flowers; E. O. Thierman who had four vases of delphiniums; Eugene Oestereicher, pioneer florist; H. Locker and Son; Mary J. Skinner; Semler Leidiger Company; Welke's House of Roses; Chas. Manger, Inc.; Estella Gumz; Gimbell's; Belle, Flowers; Froemming Bros.; The East Side Floral Company; and two others on which there were no names.

The Racine Florists Association sent over a wonderful bouquet of delphiniums, in a large vase of beautiful design. The Delphiniums were grown by Robert Lassen of Pomona Gardens.

The Tessie Lou Studio Shop exhibited two antique tables beautifully set with antique ware.

IRIS ROOTS—WHOLESALE ONLY

10,000 GOOD STRONG DIVISIONS true Princess Beatrice iris. Guaranteed true to name. In order to move this block this spring we have reduced our wholesale price one-half. Vaughan S. Conway, Baraboo, Wis.

Strong tobacco dust for gardens, lawns, orchards, flowers, etc. 50 lbs. $2.00, 100 lbs. $3.00. High grade leaf smoking or chewing tobacco. 5 lbs. $2.50. 10 lbs. $4.00.
NATIONAL TOBACCO CO.
D 8
Paducah, Ky.

WHEN YOU BUY Niagara DUSTS and DUSTERS YOU BUY PROTECTION

Your Garden

What a Pleasure

When it is clean and productive—Beautiful bloom and Luscious fruit—Free from diseases and insects.

What a Nuisance

When it is full of disease and infested with bugs and worms.

No Need of Having Them

Just send $1.50, Check or Post Office Money Order, together with a letter telling what your problem is and we will send you at once a Niagara Dust Gun and a one-pound tin of the proper dust to use for your particular trouble.



Central Wisconsin Seed Company
WAUPACA WISCONSIN



W. A. Sisson W. A. Lawson

Sisson's Peonies

Rosendale, Wisconsin

Specializing in

Peonies—Irises and Gladiolus

Let us start you in the business or send you additions to your collection

Write or head your auto this way.
Intersection Highways 23 and 26

Memorial Peony bed at
Riverside Cemetery, Oshkosh

Seeds For The Rock Garden

This collection of seeds of Rock Garden plants, 14 packages valued separately at $1.60, for only $1.00.

Alyssum saxatile compactum, 10c; Arabis alpina, 10c; Aster alpinus mixed, 10c; Campanula carpatica, 10c; Cheiranthus allioni, 10c; Dianthus deltoides, 10c; Nepeta mussini, 15c; Papaver nudicaule, Baker's Sunbeam, 10c; Saponaria ocymoides, 10c; Statice incana, 10c; Tunica saxifraga, 10c; Veronica teucrium, 15c; Primula auricula, 20c; Sedum mixed varieties, 10c; Total, $1.60.

Toole's Collection of Perennial Seeds

$1.80 Worth of Seeds for $1.00, Postpaid

For those who want to try their fortune at growing a Perennial Garden from seed, I have selected a collection of a dozen varieties that are not hard to grow, at the very low price of ONE DOLLAR FOR TWELVE PACKAGES of selected seed. No change may be made in this collection at the price quoted. The collection contains one package each of Anchusa Dropmore Variety; Aquilegia long spurred hybrids; Campanula medium; Centaurea macrocephala; Coreopsis lanceolata grandiflora; Delphinium Garry-nee-Dule Blue hybrids; Dianthus barbatus; Gaillardia grandiflora; Hollyhocks, double mixed; Lupinus polyphyllus, choiced mixed; Papaver nudicaule, Baker's Sunbeam; Pyrethrum hybridum fl. pl. VALUE $1.80—for $1.00—POSTPAID TO YOUR DOOR.

Write for my 1930 catalog of Hardy Perennials, Rock Garden Plants and Wisconsin Wild Flowers. Free on request.

W. A. TOOLE

Garry-Nee-Dule

Baraboo, Wisconsin



Wolfgang von Goethe--orange, scarlet, 50c postpaid.

Attractive prices in new catalog, free on request.

Fitchett Dahlia Gardens

735 E. Milton Ave. Janesville, Wisconsin



Summertime at Rasmussen's

Drive In We're Home

Trees, Shrubs, Flowers

Everything For Your Garden

Catalog On Request

Rasmussen's Fruit Farm and Nurseries

Oshkosh, Wis.

DEMOCRAT PRINTING COMPANY
MADISON, WISCONSIN

WISCONSIN HORTICULTURE



AUGUST, 1930

Strong tobacco dust for gardens, lawns, orchards, flowers, etc. 50 lbs. $2.00, 100 lbs. $3.00. High grade leaf smoking or chewing tobacco. 5 lbs. $2.50. 10 lbs. $4.00.
NATIONAL TOBACCO CO.
D 8
Paducah, Ky.

IRIS ROOTS—WHOLESALE ONLY

10,000 GOOD STRONG DIVISIONS true Princess Beatrice iris. Guaranteed true to name. In order to move this block this spring we have reduced our wholesale price one-half. Vaughan S. Conway, Baraboo, Wis.

BARGAINS

100 finest Gladiolus Bulbs $2.00 F. O. B. or $2.25 postpaid, 10 varieties 10 each. Spring delivery.

30 popular Iris roots, 5 each 6 kinds for $2.25. Postpaid April—July—August delivery.

6 Peony roots, 2 red, 2 white, 2 pink for $3.00 postpaid. Sept.—Oct. delivery.

STONECREST GARDENS
Eau Claire, Wis.
Send for catalog. It's free.



Fig. 1 Fig. 2 Fig. 3

Berry Boxes

Crates. Bushel Boxes and Climax Baskets

As You Like Them

We manufacture the Ewald Patent Folding Berry Boxes of wood veneer that give satisfaction. Berry box and crate material in the K. D. in carload lots our specialty. We constantly carry in stock 16-quart crates all made up ready for use, either for strawberries or blueberries. No order too small or too large for us to handle. We can ship the folding boxes and crates in K. D. from Milwaukee. Promptness is essential in handling fruit, and we aim to do our part well. A large discount for early orders. A postal brings our price list.

Cumberland Fruit Package Company
Dept. D, Cumberland, Wis.

Some Get Acquainted Offers For Spring Delivery

10 Delphiniums Gold Medal Hybrid	$1.25
7 Hardy lilies (Single and double, Tiger lily; red, Elegan; scarlet, Regale; white Asst.)	1.25
10 Hemarcallis-yellow, orange lily	1.25
10 Assorted Iris in three or more colors	1.25
5 Spireas Van Houtii shrubs	1.25

Every Wisconsin State Horticultural Society member should avail himself of these special offers. Our catalog is free.
SWEDBERG BROS. NURSERIES
Battle Lake, Minnesota

DAHLIAS, GLADIOLUS
PEONIES and IRIS
Select Varieties
Write for my 1930 Prices
DR. A. J. NELSON
214 N. Division Street
Stoughton, Wis.

Treating Lawns Infested with White Grubs

E. L. CHAMBERS

DURING the past two weeks an enormous amount of injury has been showing up in the lawns and golf courses of southern Wisconsin, particularly in Jefferson, Walworth, and Dane Counties. The lawns have the appearance of burning out and are often diagnosed as such but upon closer examination the sod will be found to be loose and to pull up in big patches. Upon digging beneath the turf along the edges of these brown patches as many as two dozen large fat white grubs will be discovered in an area one foot square. In a lawn in Madison where we were called to diagnose the trouble, several robins were observed feeding upon these grubs in large numbers. The birds apparently listened for a few seconds and located the victims and then proceeded to dig them out with their beaks. One robin was observed to feed upon nine large white grubs before flying away to a cooler spot.

Until recently, the only recommendations for an infested lawn were to remove the sod and pile it up in rolls until the soil beneath could be rid of the grubs by digging up the soil and destroying them. Recently, however, it has been found that very satisfactory control can be secured by treating the sod with a poison sand treatment. Five pounds of arsenate of lead are mixed with a bushel of moist screened sand and distributed over an area comprising 1,000 square feet.

How Lead Arsenate Kills Grubs

White grubs feed normally on the roots of grass just below the surface of the ground. When lead arsenate is applied on the surface it is washed into the soil by rains or the process may be hastened by turning the hose onto the treated lawn. Then the grubs, when eating, swallow with these fine hairy roots sufficient quantities of this poisoned sand to be fatal to them. While spraying the lawns with this poison, using a similar amount to the same area, is equally effective, it requires much more labor and elaborate equipment. Likewise, in spraying, a considerable part of the lead arsenate adheres to the tender blades of the grass and may cause some temporary burning and spray equipment hauled over an area soaked sufficiently to apply the required amount of poison, will cut up the turf badly.

Where the poison sand is applied, mowing, watering, and other customary operations may be continued as usual without ill effects.

In the East, where this method is used extensively and where the recommendations were first worked out for the larvae of the Japanese beetle, it was found that activated sludge, a product of the Sewage Commission of the City of Milwaukee, has been found to serve as a better carrier for the poison than is ordinary sand. This material is a dry, odorless powder and is a very desirable fertilizer for turf as well as being a good medium to serve as a carrier for the poison.

REGAL LILIES

We have grown Regal lilies for 10 years and find spring planting best for Wisconsin conditions.

Price, per dozen, postpaid

Small bulbs, one bloom to bulb **$1.25**
Large bulbs, two to four blooms to bulb..... **2.00**
Extra large bulbs, 5 to 10 blooms to bulb..... **3.00**

H. C. CHRISTENSEN
1625 Ninth St. Oshkosh, Wis.

PREPARE FOR FALL PLANTING

Iris
Evergreens Peonies

Choice varieties of perennials and rock plants.

Trees Shrubs

WHITE ELM NURSERY CO.
Hartland, Wis.
On Highway 19



BERRY BOXES AND CRATES

Either made up or in the K. D., American Quart Berry Baskets, Climax Grape and Peach Baskets, Till or Repacking Baskets, Plant Boxes and Veneer Tree Protectors.

Circular and Price List mailed upon request.

Write for special prices on carload lots.

SHEBOYGAN FRUIT BOX COMPANY
Sheboygan, Wis.

HARDY FRUITS FLOWERS
And ORNAMENTALS
At Right Prices
They Grow and Please
Landscape Suggestions and Catalog on Request
STRAND'S NURSERY
Box 23, TAYLORS FALLS, MINN.

OUR BUYERS GUIDE

Our Advertisers Are Reliable. Mention of Wisconsin Horticulture When Writing Them Will Be Greatly Appreciated.

BERRY BOXES Page

Cumberland Fruit Package Co., Cumberland, Wis. 346
Sheboygan Fruit Box Co., Sheboygan, Wis. 347

DAHLIAS

Fitchett Dahlia Gardens, Janesville, Wis. 368
Dr. A. J. Nelson, Stoughton, Wis 346

GLADIOLUS

Dr. A. J. Nelson, Stoughton, Wis 346
Stonecrest Gardens, Eau Claire, Wis. 346

NURSERY STOCK

N. A. Rasmussen, Oshkosh, Wis. 368
Strand's Nursery, Taylor Falls, Minn. 347
Swedberg Bros. Nurs., Battle Lake, Minn. 346
White Elm Nursery, Hartland, Wis. 347

ORCHARD AND GARDENERS SUPPLIES

F. R. Gifford Company, Madison, Wis. 348

PEONIES AND IRIS

Cooper Peony Gardens, Kenosha, Wis. 348
Northbrook Gardens, Northbrook, Ill. 348
Sisson's Peonies, Rosendale, Wis. 368
Stonecrest Gardens, Eau Claire, Wis. 346

PERENNIALS AND BULBS

H. C. Christensen, Oshkosh, Wis. 347
John F. Hauser, Bayfield, Wis. 348
Stonecrest Gardens, Eau Claire, Wis. 346
W. A. Toole, Baraboo, Wis. 367
White Elm Nursery Co., Hartland 347

SPRAY MATERIAL

Central Wisconsin Seed Co., Waupaca, Wis. 367
General Chemical Co., New York 365

Orchard and Garden Supplies

Orchard Ladders — Baskets and Tubs
Picking Bags — Caps and Liners
Bordeaux Dusts — Pomo Green
Sulphur Dusts — Nicotine Dust
Dusters
Plant Supports

Write for Prices

F. R. GIFFORD CO.
2201 University Avenue
Madison, Wisconsin

HARDY PERENNIALS

New & Standard Varieties

300 Kinds

Strawflowers—All Varieties

J. F. HAUSER
Bayfield, Wisconsin

Send for Price List

Delphiniums

Peonies **Iris**

Potted annuals for your garden ready for delivery May 1st.

Write for prices and reservations, wholesale and retail.

COOPER PEONY GARDENS
Box 471 **Kenosha, Wis.**

NORTHBROOK

PEONIES **IRISES**

The World's Best Varieties. Grown in the deep black loam of Northern Illinois under ideal conditions, our plants have established a reputation for quality and vigor nationally recognized.

Send for your copy of the MASTER LIST. AMERICA'S BLUE BOOK OF FINE PEONIES AND IRISES. Full of information scientifically arranged.

NORTHBROOK GARDENS, INC.
Northbrook, Illinois
Paul L. Battey, President
W. F. Christman, V. P. & Mgr.

Wisconsin Horticulture

The Official Organ of the Wisconsin State Horticultural Society
The Wisconsin Garden Club Federation

Established 1910

Entered at the postoffice at Madison, Wisconsin, as second-class matter. Acceptance for mailing at special rate of postage provided for in Section 1103, Act of October 3, 1917, authorized July 15, 1918.

Published Monthly by the

WISCONSIN STATE HORTICULTURAL SOCIETY
Washington Building
Madison, Wisconsin

H. J. RAHMLOW, *Editor*
Secretary State Horticultural Society

Associate Editors—E. L. Chambers, Mrs. C. E. Strong, Huron H. Smith, C. L. Kuehner.

Volume XX AUGUST, 1930 No. 12

TABLE OF CONTENTS

	Page
Suggestions for Growing Dahlias	349
Mid-West Horticultural Exposition	351
Gleanings from Northern Wis. Strawberry Day	352
New Raspberries	352
Among Our Fruit Growers	353
The Purple Raspberry	353
When to Plant Everbearing Strawberries	353
Fertilizer Test on Strawberries	353
Growing Strawberries	354
Northern Nut Growers Meeting	354
Root Killing of Cherries	354
Pointers for State Fair Fruit Exhibitors	355
Editorials	356
Garden Club Federation News	358
About the Home and Garden	360
News of the Garden Clubs	362
Lime Your Roses Wisely but Not Too Well	363
State Flower Show Premium Winners	364

EXECUTIVE COMMITTEE
State Horticultural Society

President, Vice-President and Secretary

A. K. Bassett.....Baraboo
L. E. Birmingham..Sturgeon Bay
H. C. Christensen.....Oshkosh
John Hauser.....Bayfield
M. S. Kellogg.....Janesville
James Livingstone ....Milwaukee
Wm. Longland .....Lake Geneva
W. E. Spreiter.....La Crosse
Mrs. C. E. Strong.....West Allis
J. F. Swartz.....Kenosha
H. W. Ullsperger...Sturgeon Bay

BOARD OF MANAGERS
State Horticultural Society

C. J. Telfer, Pres.....Green Bay
M. B. Goff, Vice-Pres., ... Sturgeon Bay
H. J. Rahmlow, Sec.....Madison

EXECUTIVE COMMITTEE
Wisconsin Garden Club Federation

Mrs. R. H. Malisch, Pres., ... Hales Corners
Mrs. C. W. Vaughn, Vice-Pres., ... Madison
Mrs. A. W. Sperber, Sec.-Treas., ... Hales Corners
Mrs. C. E. Strong.....West Allis
H. J. Rahmlow, Cor. Sec..Madison

Subscription to Wisconsin Horticulture is obtained by membership in the Wisconsin State Horticultural Society for which annual dues are $1 per year or $1.50 for two years. Garden Clubs, local Horticultural Societies, and other Horticultural Organizations are affiliated at a reduced membership rate.

Please Do Not Send Stamps.

Wisconsin Horticulture

Wisconsin
State Horticultural Society
Organized 1865

Devoted to better fruits, flowers and vegetables



OFFICERS

President
C. J. Telfer, Green Bay

Vice-President
M. B. Goff, Sturgeon Bay

Secretary
H. J. Rahmlow, Madison

Suggestions for Growing Dahlias

WM. H. TIMM

Milwaukee County Horticultural Society

At the last meeting of the Milwaukee County Horticultural Society, Mr. Timm presented a paper of unusual merit on "The Dahlia". We are giving that portion of his talk of special interest to dahlia growers at this season of the year.

WHY is the Dahlia becoming so popular?

Well, it flowers at a time when color is scarce in the garden; it produces more flowers to the plant; and it has more variation in color and shape than any other outdoor flower in existence.

The culture of the Dahlia is one of the finest hobbies a person can have. To be done well Dahlias require a lot of attention (but by no means all laborious work); thus they keep the cultivator constantly interested, and out of doors at the best time of the year.

I know many busy professional men—doctors, surgeons, dentists, bankers, etc. — who, after a busy day in the office, spend their spare time in the garden among their Dahlias, finding there real relaxation.

Apart from the pure pleasure that one may derive from the culture of the Dahlia, there is also profit to be derived if one cares to dispose of his or her surplus stock.

Many of the large growers of the Dahlia today started in with a few choice varieties; then, wishing to make their hobby self-supporting, they disposed of their surplus in order to buy more new varieties. Finally, seeing a demand for their flowers and roots, and liking the business better than the one they were originally devoted to, they have given up the former, to devote their whole time to the Dahlia business.



Cultivation After Planting

As soon as the roots or plants are planted, the stirring and cultivation of the soil must begin, and it must be the watchword from now on. At least twice a week, and as soon after every rain as one can get on the soil, the surface should be broken up and stirred. This permits the admission of air to the soil, which is necessary if the soil bacteria are to function. It will also conserve the moisture in the soil.

A little three-pronged hand cultivator is a very useful tool for working around the plants; with it one can do several hundred plants in the course of an hour.

For cultivation between the rows, if the plot will permit, a wheel hoe will be found very useful. But no matter what tools are used, the ground should be kept well stirred; in a dry spell the oftener this is done, the better. Deep cultivation should be practiced until it is noticed that the roots are coming to the surface; then only a very shallow cultivation around the plants should be given; in fact, at this stage a good method is to mulch the plants.

Pruning and Disbudding

If Dahlias are allowed to grow at will, they will become very husky and soon come to maturity and harden up; only poor stems and inferior flowers will be the result.

To get the best flowers, disbudding and pruning are resorted to. The regulation of the number of the branches (which

is here called pruning) is of more importance than disbudding, which is just the removal of unnecessary flower buds.

First we will discuss the shoot from the time it appears above ground. *Only one good shoot should be allowed to develop,* all others being removed as soon as one is able to determine which one to keep.

If green plants are used there will always be only the one main shoot to contend with from the beginning.

When Dahlias are grown without stakes the plants are usually pinched back when about a foot high in order to make them branch and to make them more able to support themselves.

Dahlias planted in May or early in June will usually begin to show a center bud about the end of July or the beginning of August. This is too early to allow the flowers to develop, for Dahlias are Fall flowers and their color and formation are not at their best during the hot summer. Neither will the flowers keep well at this time. So as soon as this first bud shows, it should be disbudded or pinched out.

Directly below the center or crown bud, in the axils of the leaves, other young shoots will be seen developing. The first two pair of these shoots below the crown bud should also be pinched out, as they likewise would soon develop flower buds which would be on short stems.

By the removal of these shoots, the growth and strength are directed to the lower shoots, which soon begin to develop and which will produce longer stems before developing flower buds. These are known as the laterals, and from four to six of them are enough to leave at this time; all others should be pinched out.

The pinching out of the crown bud and two pairs of shoots directly below it is better than the cutting off of the main stem down to the point where the lateral branches start, for if the main stem is cut a lot of healthy foliage is unnecessarily sacrificed and the plant suffers a severe check to its whole system. Also, as the stems thicken, the opening where the cut was made would become quite large; as the stems are hollow, water would collect in the stump and, combining with the juices of the plant, would soon ferment in the hot weather. Decay would then set in, much to the distress of the plant.

If the main stem is left it can be tied to the stake for support; moreover, the point where it is cut is quite small and therefore does not collect any water.

When the lateral shoots develop flower buds, it will be noticed that at every pair of leaves other primitive shoots are beginning to develop. These side shoots should be pinched out as soon as they can be handled between the forefinger and thumb, allowing only the last pair at the base of each lateral stem to remain. When the flower is removed the stem should be cut down to these lower buds (which may be called the sublaterals) when they also will soon develop long stems with flower buds.

The total number of shoots allowed to develop must be governed by the condition of the plant; the later and weaker it is, the fewer the branches that should be allowed to develop.

After the end of September, everything may be allowed to grow naturally; this will assist in the maturing of the roots.

Throughout August and the early part of September, a careful thinning out of all superfluous branches should be done; also all old leaves should be removed, especially from the center of the plant, to allow a free circulation of air.

The lateral branches as they lengthen should be kept tied up loosely to the stake. They should always be slung up individually and should never be tied tightly or bunched together.

Disbudding of the Flower Buds

As the Dahlia always develops its flowers in sprays of at least three flowers, all flower buds except the center one on each stem should be removed as soon as noticed.

The buds at this time develop very quickly and a grower must go through his plants very frequently. If this disbudding is done often and while the buds and shoots are merely developing, there will be no check to the plant, and the grower will be amply repaid with larger, better flowers on finer stems.

On late planted plants, the center bud on the main stem may be allowed to develop into a flower which is usually a fine large one.

As the first two or three blooms on a plant are usually the best, the grower of exhibition blooms regulates and times his plants so that he will get a maximum of these fine flowers at the time he most wants them.

No exact data can be given as to how long it takes a flower to develop, from its appearance as a tiny lateral shoot until it is open, as this depends greatly on the variety and the season.

As a general rule, lateral shoots beginning to develop about the middle of August will be in bloom from the middle of September on.

Early planted plants require much more care and attention, if they are to produce good flowers for the shows, than do those that have been planted later; they are inclined to be tall and very high plants are to be avoided if possible, for they are too easily broken down by the winds. However, if the above methods are used in training and the top sets of shoots are consistently pinched out, the plants will be kept neater and lower. It should always be borne in mind that the lower down the lateral branches are induced to develop, the longer will be the flower stems.

Watering and Mulching

During the growing season Dahlias require a large amount of water. When they are small they of course do not require so much, and but little artificial watering will be needed until the plants are fairly well developed—save during periods of severe drought.

The composition of the plant is over 90 per cent moisture and as all this water must be taken in from the soil, it is often necessary in certain sections to resort to artificial watering. The transpiration from the leaves of a well developed plant is very great as is also the evaporation of moisture from the leaves and from the surface of the soil.

Constant cultivation will tend to conserve the moisture in the soil, but in plants grown for exhibition, and for best results generally, it will be found advisable to supply a certain amount of water by artificial means.

If plants continually wilt during the day, it shows that the transpiration and evaporation are in excess of the absorption, and that water must be applied to keep the balance more even. Also, plants suffering from want of water soon get hard and stunted striving to protect themselves against the loss of moisture; of course, in this condition they cannot produce the best flowers.

A system of overhead irrigation is cheapest and best where the size of the plot will warrant it. For the satisfactory working of an overhead system, the water pressure should be from 35 to 40 pounds; with this pressure the lines may be installed 50 feet apart.

Even if watering at the roots is not absolutely necessary, the plants will benefit greatly if these sprinklers are turned on for a short time in the evening after a hot day so as to spray the leaves. The plants can thus be kept soft and in the vigorous growing condition which is the delight of a good gardener. Some people say that watering should only be done at night and never in sunshine. From a practical point of view this is not the case; watering may be done at any time, even in full sunshine, without any bad effects. Of course, some water will be lost by evaporation if overhead watering be done in sunshine, but this loss is negligible and to allow the sprinklers to work during a very hot day will assist the plants greatly by reducing evaporation and lowering the temperature. Whenever watering is resorted to, by whatever method it is done, a good, thorough soaking should be given the soil.

While I advocate the overhead method of watering for plants during the growing season, some judgment must be used, especially in watering when the plants are in bloom. They require just as much water at this stage, and if they are kept well watered the flowers will be larger, the color better, and the centers also (especially in those varieties that are inclined to have hard centers) ; but if overhead watering is done at this stage many flowers may get broken off at the necks, so it is often better to allow the hose to furnish the water at the roots at this time.

Mulching. When artificial watering cannot be resorted to and when it is desired to reduce the need of water to the minimum, great benefit may be had from mulching. This consists of applying around the roots of the roots of the plants—or in fact, over the surface of the whole bed—a coating of rotted manure; or if manure cannot be had, meadow grass.

If manure be used, some benefit will, of course, be derived from its feeding value as well as the protection it affords. Fresh stable manure rich in ammonia should never be used as it will injure the foliage.

Short meadow hay or even straw may be used with good effect, but, of course, its benefit is restricted to the protection of the roots against excessive evaporation.

No mulch should be put on until it is necessary to stop cultivation; this is usually about the beginning of August when the young feeding roots of the plants are close to the surface of the soil. A mulch at this time will keep these roots cool and also protect them.

At this stage, just before the mulch is applied, if it is thought that the plants need a little more food, a light application of special Dahlia food should be made; or very fine bone flour could be used. For ordinary soils, 50 pounds to 1,000 square feet should be enough. I also recommend at this time an application of Scotch soot, about the same quantity as recommended for the other fertilizer (50 pounds to 1,000 square feet). This Scotch soot, which is richer in carbon and sulphur than the soot produced here (as it is made from a different coal), will be found to aid materially in giving a darker green to the leaves and a more vivid color to the flowers.

MID-WEST HORTICULTURAL EXPOSITION AT SHENANDOAH, NOV. 11–16

THE Mid-West Horticultural Exposition will be held at Shenandoah, Iowa, November 11 to 16, inclusive, 1930. This Exposition includes the eighteen middle western states and consists of exhibits of fruits, flowers, vegetables, edible nuts, honey products, home canned products, garden club exhibits, educational demonstrations and student judging contests.

Growers of horticultural products are invited to attend and make exhibits. Copy of the premium list can be secured by writing to R. S. Herrick, Secretary, Iowa State Horticultural Society, State House, Des Moines, Iowa.

Gleanings from the Northern Wisconsin Strawberry Day

AN INTENSELY interested group of strawberry and raspberry growers attended the northern Wisconsin strawberry day at Herbster in Bayfield County on Saturday, July 12th. The meeting was held under the auspices of the State Horticulcultural Society, cooperating with the County Agent of Bayfield County.

The outstanding number on the program was a talk by Mr. E. W. Sullivan of Alma Center, who expressed his sentiments very plainly on how to grow small fruits successfully. Mr. Sullivan made the remark that five acres in strawberries will give him as much profit as his neighbors make on an 80 acre farm. He emphasized, however, that considerable care should be given the strawberry beds. They should have good, rich soil, and should be kept free from weeds.

In his opinion, 800 crates of strawberries per acre is a yield which can be expected from a good bed.

Mr. Noel Thompson of the Division of Entomology of the Department of Agriculture and Markets, told about diseases of strawberries and raspberries, emphasizing the fact that if there is plenty of air drainage, which means keeping the weeds out and plants reasonably thinned, there is less danger from diseases.

The strawberry weavil has been causing some trouble in the Bayfield district and Mr. Thompson's suggestion was to give an early spray, before blossoming, with arsenate of lead, and to set out new patches a reasonable distance from an old bed.

A serious problem in northern Wisconsin is good marketing. Mr. A. W. Pomerening of the Division of Markets emphasized the necessity of grading in order that high prices may be obtained when the berries are shipped.

Mr. A. Sorenson, a grower at Herbster, told of his method of growing his crop of strawberries. His field was later visited and found to be in excellent condition.

Bayfield and Herbster growers are growing practically the Senator Dunlap which gives them very good yield and is of good quality. So far they have not had any great degree of success with other varieties.

The Marlboro raspberry constitutes about 75% of the raspberry acreage and seems to do very well.

It was felt that there is an opportunity for northern Wisconsin growers to try out some of the new varieties which have been found successful in other sections of Wisconsin. For instance, the Premier and Beaver strawberries, and the Latham and the New "Chief" raspberry. By ordering a few plants of varieties known to be good in nearby sections it may be possible to introduce a variety which will be superior to those that are now being grown.

The Bayfield county small fruit section had a very successful year. Plenty of rain fell just preceding and during the picking season. There has been no frost injury in this section with the result that the yields were very good and the price high.

The largest field seen by the editor was owned and operated by Mrs. Martin Erickson of Bayfield. She with her sons are operating 10 acres of raspberries and expected a yield of 2,500 crates. Mrs. Erickson made the remark, "Some folks say that there isn't any money in farming but it isn't. the farm's fault".

Mr. Ed. Carlson of Bayfield had a very fine raspberry and strawberry field. His strawberries, mostly the Ontario variety, had a yield which equals anything the editor has seen in a long time.

The use of plenty of barnyard manure gave Mr. Carlson a very vigorous growth of canes. This past winter he found no benefit from covering the canes. Frequent cultivation produced a heavy yield.

About 55 people attended the meeting at Herbster and a dinner was served to them by the Herbster Woman's Club which was greatly appreciated by all present because there was plenty of strawberry shortcake for everyone.

Mr. E. R. Phillips of Herbster was chairman of the meeting.

NEW RASPBERRIES

MR. STANLEY JOHNSTON of the South Haven Experiment Station, Michigan Agricultural College, reports that the Viking red raspberry and the New Logan black raspberry have proven to be the best varieties tested in Michigan during recent years.

The Viking, originated at the Vineland Experiment Station, Vineland, Ontario, is resistant to leaf curl and somewhat resistant to mosaic.

The country is in great need of a disease resistant productive black raspberry. While very few have been introduced of any real value, the New Logan from Ohio has been by far the best. The plant is very vigorous and productive. It is remarkably free from the serious diseases of the black raspberry according to Mr. Johnston.

AMONG OUR FRUIT GROWERS

FRANK EAMES
Sturgeon Bay

Cherries have come on with a rush. Most growers found they had underestimated the crop. Receipts to date (July 22nd) are 3,347,178 lbs. or 133,886 crates. A larger percentage each year goes to cold pack. The fresh fruit demands are yearly decreasing. Housewives evidently discovering they can buy the canned cherries as cheap and as well put up as they could themselves without the kitchen labor these sweltering days.

Many housewives do not know that cherries can be purchased packed with different degrees of syrup. For pies, the natural juice pack is largely preferred. Then there is a 20°, a 40° and 60°, the latter for use as sauce.

Visitors at the factory are always welcome. Anyone with the opportunity should watch the operations. First, when the cherries are brought in, they are dumped into tanks and bathed in a continuous flow of clean, cold water from a deep well. This hardens the cherry and prepares it for the canning process. The next step is over a sorting table where nimble fingers pick out discolored and unripe fruit. Again they are washed and run through pitters and over another sorting table for a final inspection. The next step is to the can or cold pack container. The cans pass slowly through the exhauster and are then sealed. After sealing they enter the cooker. Finally the cans pass through cold water and out on the tracks that carry them to warehouses to await the labeling process. The cold pack is taken immediately to the precooler where it is subjected to intense cold that freezes the cherries solid. They are then ready for shipment under refrigeration to points of distribution.

THE PURPLE RASPBERRY

WE WOULD like to hear from any of our members who have had success in growing the purple raspberry. It is known to be a very prolific bearer, outyielding the red raspberry.

We have recently received a letter from Mr. Peter L. Temby of Neillsville, Wisconsin, in which he describes a plant of this variety he found in his garden. In this case the purple raspberry was probably a cross between the red raspberry and the black raspberry. The plant has seven splendid canes and is the most prolific bearer he has ever seen.

From July 17th to July 21st he picked an average of 132 berries each day from the hill.

The purple raspberry propagates by tip layering similar to the black raspberry which would be a desirable feature enabling growers to control the number of canes in the row. If a variety of the purple raspberry can be produced relatively free from mosaic, it might be a splendid commercial type. However, it may be that the public will not take to it on account of the color, which is usually very dark red, and may be mistaken for red raspberries in a rather overmature condition.

If any of our members have had success in marketing and growing this variety, we will be pleased to hear from them.

WHEN TO PLANT EVERBEARING STRAWBERRIES

MR. L. BAMFORD of Eagle River, asks the question if he should plant everbearing strawberries in early August if he could get them.

We would not recommend this. All of our commercial everbearing strawberry growers set their plants out very early in the spring and get their biggest crop the first year, in the fall. This is the paying crop. The second spring they are dug up and again transplanted. If the bed is allowed to grow two years they will bear both in June and in the fall but not in profitable amounts.

Where growers have not had satisfactory yields the first year it is probably due to poor soil conditions and also to late planting. On a good rich soil, with early planting, a vigorous growth can be obtained which will yield heavily in the fall when the price is the highest. It hardly pays to pick everbearing strawberries during the June season.

FERTILIZER TEST ON STRAWBERRIES

H. H. HARRIS

WE RECEIVED 100 pounds of Sulphate of Ammonia on September 4, 1929. I put a part of same on some rows of Premier, on Mr. L. L. Gillette's berry field at Warrens, at the rate of 3 pounds on 200 feet on one row, then none on the next row. On the third row we put 1½ pounds on 200 feet. Soon after he uncovered his field in spring of 1930, he put 1½ pounds on this 3rd row. On our own field on heavier soil, I used the full application on September 5, 1929 on rows of Warfield, Dunlap, and Premier.

On Mr. Gillette's Premier the effect was plain to be seen in as much darker color of the foliage, and heavier foliage on the split application.

On our own Warfield and Dunlap I could not observe any difference in color of foliage where the Ammonia was applied, but the Premier foliage looked rather darker than most of the rows not fertilized.

Mr. Gillette said that the berries were rather harder to see in picking where the split application was made on account of the heavier foliage.

Our own crop as a whole has proven quite satisfactory. We have picked about 350–16 quart cases from about 1½ acres. The old bed about equal to the new.

GROWING STRAWBERRIES

THERE is no easy money in growing strawberries or raspberries, but occasionally we hear from a grower who has had unusual success. Recently we heard that Virgil Fieldhouse of the Fieldhouse Nursery, Dodgeville, Wisconsin, had very good success this year with strawberries so we asked him to write a description of his cultural methods. The following letter gives some interesting pointers on growing strawberries.

"We have had a very successful strawberry season this year. Our bed was only three-fifths of an acre in size, and more than half of it had been cropped in 1929. A frost in the middle of May damaged one-half of the rows causing many nubbins especially on the Dunlap.

"In spite of this we picked 4,300 quarts which sold to the stores for $1,200.00.

"Six Premier rows, all we had, were so wonderful with their large clusters of perfect berries, that I wish you all could have seen them. These had been covered with straw from the aisles the night of the severe frost.

"Our Dunlaps were supposed to have been protected by sprinkling lines that night, but because of starting a trifle late and not turning the lines fast enough by hand, we were not able to give thorough protection. The leaves showed bad effects from the chilling, but we saved many blossom buds by the water. This method of protection is of course uncertain even with perfect operation of the lines.

"For five years, I have been trying to have a strawberry bed protected from every possible cause of failure. There are many of these, any of which can rob a grower of pay for his hard work preparing the bed.

"We have a very desirable location here on the south of a ridge with good air drainage into two deep hollows. The trees and smoking chimneys of our town seem to help protect us from northwest winds.

"We believe in terraced rows, use of water in the hot part of a burning hot day, and of trying to bring a small patch through to success on a year when others fail.

"We never have a full acre of bearing strawberry bed, but take good care of what we do have."

Yours sincerely,
VIRGIL FIELDHOUSE,
Dodgeville, Wis.

NORTHERN NUT GROWERS' MEETING

THE Northern Nut Growers' Association will hold its annual convention this year at Cedar Rapids, Iowa, September 17, 18, and 19. A cordial invitation to attend is extended to all interested in furthering the culture of edible nuts which will thrive in the northern states.

Each year the Association meets in some section of this country or Canada where interesting and instructive demonstrations of nut growing are to be seen on a commercial scale, to see valuable seedling trees under natural conditions, or to study some new development in the industry such as breeding chestnuts or filberts or successful methods of propagating.

This year Cedar Rapids was chosen as the meeting place because of the interest being shown in nut culture in the section nearby and the opportunity afforded to observe trees bearing superior nuts worthy of general planting under similar conditions of soil and climate.

A. S. COLBY, Sec.

New Iceman—"Say, what do you think? The guy in that house threw me out because I tried to kiss the cook this morning."

Milkman—"I think the lady of that house does her own cooking."

ROOT KILLING OF CHERRIES

PROF. V. R. GARDNER of Michigan Agricultural College has written a book entitled "The Cherry and Its Culture", which every cherry grower in Wisconsin should have.

Root killing is a topic which Prof. Gardner discusses in this book. Since there is a great deal of root killing in Wisconsin, growers will be interested in this particular chapter.

"The roots of fruit trees growing in dry sandy soils and in exposed situations are subject to more or less winter killing. This of course is more serious in northern latitudes and in areas or during seasons where snowfall is light. Cherry trees are not more subject to this form of injury than fruit trees of other kinds, but over a period of years the lossses due to this cause are heavy. In the north, therefore, special care should be exercised to set cherry trees only on soils where deep rooting is possible. Soil management methods which build up the supply of organic matter and blanket it with a luxuriant growth of cover crops or of weeds, thereby avoiding such deep and severe freezing are effective preventive measures. As has already been stated in connection with the discussion of stocks, trees propagated on Mazzard roots are much more susceptible to root injury than those growing on Mahaleb."

JEFFERSON COUNTY FRUIT GROWERS JOIN SOCIETY

THE Jefferson County Fruit Growers Association of 122 members renewed their membership in the State Horticultural Society during July. The dues were sent by Mr. Theo. Ward of Ft. Atkinson, secretary of the Association.

Mr. Ward reports that the apple crop is not expected to be as good as last year due to frost injury but that they will have a fair crop.

Pointers for State Fair Fruit Exhibitors

J. G. MOORE
Wisconsin College of Agriculture

OFTEN a prize is lost through failure on the part of the exhibitor to sufficiently consider some seemingly minor point. One must remember that the keener the competition the more critical it is necessary for the judge to be. Possibly a few suggestions regarding things which have come to my attention in judging may help some one to avoid some of the little mistakes which so frequently the exhibitor finds to be very expensive.

It would seem to be scarcely necessary to call to the attention of those who frequently exhibit fruit, the necessity of extreme care in having the specimens true to the variety exhibited. A few years ago I was judging a class of "single plate Fameuse". A certain entry stood out as a sure winner of first. In fact, I had already picked it for "first", but it failed to place because one of the five specimens turned out to be a Wealthy. There were at least a dozen plates shown at the State Fair in 1929 that were ruled out for exactly the same reason. While a single "off variety" specimen would not "rule out" a tray, it could very easily cause the loss of first prize, and such cases have actually happened at the State Fair. One should be unusually careful when setting up an exhibit of a variety that is so nearly like another variety that mixing may easily occur, to be sure that a "foreigner" has not crept into the exhibit.

Varieties of Low Commercial Value

I am quite sure that many are perplexed over the placings in the "commercial apple" classes at the State Fair. Frequently the best 25 plates of apples do not receive first prize, and sometimes they may not even place. To the person viewing the exhibit this is almost unexplainable, save on the basis that the judge doesn't know his business. The placing was really determined by the person selecting the exhibit. He included too many varieties having a low commercial rating for Wisconsin, as given on the score card under which the judge is compelled to operate, and though the apples were first class they were not a first class exhibit of commercial varieties for Wisconsin. As I judge this prize number at the fair, I sometimes wonder if the exhibitors really realize how important it is to select the varieties which have been given high commercial rating.

The most coveted prize is "first on 50 trays". Yet I have known this prize to be lost because of the selection of one variety which did not stand up. Yellow Transparent included in this exhibit almost precludes the winning of first prize. Even Oldenburg (Duchess), if grown in southern Wisconsin, is quite likely to cut the score materially because of off condition due to over ripeness.

In speaking of over ripeness, the question might arise as regards those varieties, named in the premium list, which are almost always too early to be in good condition at the time of the fair. Owing to the differences in time of ripening in different parts of the state, some varieties are listed of which southern grown specimens may be too mature for exhibit. Of course, such specimens could not successfully compete against specimens in good condition. However, when there are no entries competing with over mature specimens of varieties which are virtually out of season, the over mature specimens may be awarded a prize if they are in fair condition. Under the directions to judges, put out by the Department of Agriculture and Markets, judges are not to award prizes on unworthy entries. It is a question, of course, just what should be considered unworthy in fruit included in the premium list, but which is practically out of season. I think that, from the standpoint of the show, it is inadvisable to show fruit or to award premiums on fruit which does not maintain presentable condition until the close of the fair. In other words, exhibitors should not bring fruit which they have reason to believe will be practically decayed by the end of the exhibit period.

The Worm Problem

Worms are always a troublesome problem to the exhibitor, and I think quite as much so to the judge. For a number of years we have followed the rule that no single plate of fruit would be awarded a prize if a single specimen were known to be wormy. It would seem that this is not too high a standard for a State Fair. Of course, at a county fair, possibly such a rule would be somewhat stringent. In the larger classes, the presence of worms, while greatly depreciating the entry, does not result in disqualification. However, it does not take very many wormy fruits in an exhibit to put it outside the money. We usually find very many more wormy specimens in the exhibits of new exhibitors than in the exhibits of those who have shown at the State Fair for some years. This is probably due to the fact that the lesser emphasis put on the absence of worms in the smaller fairs has caused the exhibitor to be less careful than he should be in making his selections. One slogan which every exhibitor should heed in connection with the worm problem

(Continued on page 366)

EDITORIALS



AROUND THE STATE

The McKay Nursery Company of Madison donated over 300 shrubs to beautify Burr Jones Athletic Field at Madison. The McKay Company also contributed several hundred shrubs and plants recently to beautify the grounds about the new Primate House at Vilas Park.

Mr. Thomas Pinney of the Evergreen Nursery at Sturgeon Bay has recently been married. Mr. Pinney has 80 acres planted to seedlings and larger sized evergreens and shrubs, and many perennials. He is specializing in spruce and pine. His plantings were in very good condition when the editor called during July.

John Hauser and son Dawson of Bayfield, perhaps Wisconsin's largest perennial growers and shippers, are trying out new strains of delphinium. They have a good sized planting of English, French, and American strains, many of them very beautiful. Mr. Hauser has also found that he can propagate tulips successfully and may decide to grow them commercially.

Over three acres of hollyhocks were sown this spring. Due to his favorable soil and climate, Mr. Hauser simply sows the seed in the ground and the perennials need no further attention excepting cultivation. No winter covering is given.

Reports are that over 300 people attended the plant clinic put on by W. A. Sisson of Rosendale during July near Fond du Lac. These plant clinics seem to be getting very popular with garden lovers.

The Wisconsin–Upper Michigan Florists Club held a very successful annual summer convention at Wisconsin Rapids, July 15th and 16th. Over 400 attended the meeting. A style show, band concert, public street dance, and a florists school were among the features of the convention. Prof. H. B. Dorner of Illinois University conducted the school.

Huron H. Smith, president of the Milwaukee County Horticultural Society, attended the Kiwanis International Convention at Atlantic City, New Jersey, during July. Mr. Smith is president of the Milwaukee Kiwanis Club. When he registered at the Ritz–Carlton Hotel the proprietor of the Hotel Flower Shop was waiting with a huge bouquet of flowers for his room, sent by telegraph by the Milwaukee Florists Club.

WISCONSIN FRUIT GROWERS FEDERATION

AT A meeting of representatives from different Wisconsin fruit growing sections held at Sturgeon Bay on Saturday, July 19th, a new organization to be known as the Wisconsin Fruit Growers Federation was formed.

The object of the Federation is to act as a clearing house for the marketing of Wisconsin fruits. Mr. Ralph Peterson, chief of the Division of Markets, was asked to prepare plans for the details of operation. In general it was suggested that the Federation be managed by a Board of Directors consisting of representatives from each of the different fruit growing sections. The work of this Board is to be supervisory, educational, and promotional.

Associations are to be formed in each of the growing sections to be managed locally. It was the opinion of those present that the Federation should engage the Door County Fruit Growers Union as agents to sell all fruits, especially carload shipments. Local sales may be made, but the price is to be set by the agency. This will prevent price cutting and will make the marketing of fruit a great deal more orderly than it has been in the past. Also, all fruit being sold through one agency will prevent glutting certain markets, which is disastrous in the case of such perishable fruits as strawberries and raspberries.

As soon as the plans have been drafted another meeting will be called by Mr. Peterson to consider and approve them.

A hardware dealer was asked by a lazy employe, whom he had fired, for a recommendation. He thought for a moment and then wrote as follows:

"The bearer of this letter is leaving me after one month's work. I am perfectly satisfied."

HORTICULTURE AT THE STATE FAIR

EIGHTY-ONE feet have been added to the rear end of the Horticulture Building at the State Fair. This addition was made possible through an appropriation made by the last Legislature and due to the fact that labor conditions made it much cheaper to put up the building. The contract was let for about one-half of the amount of the appropriation.

Mr. E. L. Chambers, superintendent of the Department, is very busy trying to make room for all of the exhibits. Already requests for more than space available have been received to fill the building. A number of nurserymen and flower growers have requested space for their exhibit. The Milwaukee Florists will put on eight special booths, while the growers will have beautiful displays of plants and flowers.

While the apple crop is not as large as usual, entries have already been made for more apples than were received last year. While the fruit crop is short, the quality will be very good and it will be a little earlier than some previous years.

Milwaukee vegetable growers will stage two large educational exhibits while county agents will have four demonstrational project booths, giving the latest methods of marketing and growing fruits.

Garden clubs will have special displays. There will be four little gardens and the model subdivisions exhibited at the State Garden and Flower Show will be set up and miniature home grounds placed upon it.

The building will have a total length of about 275 feet. An additional fountain has been installed and also a wash room.

It will no doubt be necessary to turn down a number of concessions in the building due to lack of space. Nurserymen or growers who wish to make exhibits should write early.

THE JOY OF BEING THE EDITOR

Getting out this magazine is no picnic.
If we print jokes people say we are silly;
If we don't they say we are too serious.
If we clip things from other magazines
We are too lazy to write them ourselves;
If we don't we are stuck on our own stuff.
If we stick close to the job all day,
We ought to be out hunting up news.
If we do get out and try to hustle,
We ought to be on the job in the office.
If we don't print contributions,
We don't appreciate true genius,
And if we do print them, the magazine is filled with junk.
If we make a change in the other fellow's write up, we are too critical,
If we don't we are asleep.
Now like as not some guy will say,
We swiped this from some other magazine.
WE DID.

CHERRY PICKING IN DOOR COUNTY

DOOR County was the scene of a very busy cherry harvest during July. While the frost did considerable damage both to cherries and apples, in favorable localities the crop was very good.

The Door County Fruit Growers Union is conducting four camps for pickers this year and the Reynolds Company has 700 pickers alone. The Martin Orchard Company, the largest orchard in the world, are employing over a thousand pickers.

The feature of the pickers' camps is the order with which they are conducted. Groups of the boys and girls are under the strict supervision of leaders. Small groups of pickers are in charge of field foremen who supervise the work very carefully. Good meals are served in the camp and the free hours are under the supervision of playground directors. It is an ideal place for boys and girls and young men and young women to spend the summer months not only for enjoyment but for profit.

Mr. Herman Ullsperger, manager of the Door County Fruit Growers Union, is now spending about one-half of his time in Michigan. He has been elected general manager of both the Michigan and Wisconsin Cherry Marketing Organizations.

Our president, Mr. C. J. Telfer of Green Bay, reports a very satisfactory cherry crop in the orchard of the Larsen Canning Company, of which he is manager. The frost injury was not severe in his orchard though there was some injury to the apples, a number of apples on different trees having a distinct frost ring near the blossom end.

The apple crop will be only fair this year, the frost having injured the apples perhaps as much if not more than the cherries.

DR. A. A. GRANOVSKY GOES TO MINNESOTA

DR. A. A. GRANOVSKY of the Entomology Division of the University of Wisconsin, who has done outstanding work in insect control in Door County, has accepted an associate professorship in the Entomology Division at the University of Minnesota.

Dr. Granovsky has made five outstanding contributions to Horticulture during the past eight years.

The application of an inexpensive poison, sawdust bait for grasshoppers, used successfully on 36,000 acres of Door county fields in 1924 and 1925; work with airplane dusting of Peninsula State park hemlock and balsam forests to rid the trees of the span worm (1925–26); discovery of the association of the leaf hopper and the alfalfa yellow top disease in 1927; working out a means of controlling the cherry aphis (1927–28) and originating the formula for an oil emulsion spray for controlling the leaf roller in apple orchards and the cherry case bearer (1929–30).

STATE GARDEN CLUB FEDERATION NEWS

Federation Aims: To stimulate and help garden clubs throughout the state: to develop interest in and broaden the knowledge of gardening; to aid in the protection of trees, plants and birds, and promote civic beautifications.

THE RISE OF THE GARDEN CLUBS

THE above is the title of an article in the June issue of "The Garden Club", a supplement of Better Homes and Gardens.

The following on the origin and work of garden clubs will be of interest to our members.

On a January afternoon in 1892, thirty-eight years ago, a group of garden-minded women of Athens, Georgia, met with the noted horticulturist and philanthropist, Dr. E. C. Newton, and organized "The Ladies Garden Club of Athens," the first garden club that is on record at the present time.

Since then, and especially during the last few years, the garden-club movement has gone forward in great, healthy strides. This national manifestation of garden interest can never be termed a passing fad; it is here to stay and promises to become one of the greatest forces in the welfare of our nation as a whole and in the lives of its citizens.

Perhaps Sir William Temple, in his wisdom, long before the era of garden clubs, realized the value of such interest when he said: "Gardening is an occupation for which no man is too high or too low. There is common ground here for all classes, all kinds of human beings, yes, for all races of men."

Mrs. H. H. Buxton, corresponding secretary of the National Council of State Garden Club Federations, in a recent lecture echoes this same thought when she called gardening "democracy's greatest ally," and said, "Susie O'Grady and the Colonel's Lady are as one when brought together in garden interests."

So rapid has been the growth of garden-club organizations that no one knows as yet just how many clubs have been organized in the United States. *The Garden Club* is being sent to 3,365 garden clubs at the present time.



An Old Fashioned Garden, by the Milwaukee Art Institute Garden Club. This Garden Won Second Prize at the State Flower Show.

ELKHORN GARDEN CLUB LAUDED BY LOCAL PAPER

THE following editorial appeared in the July 3 issue of the Elkhorn Independent.

"Elkhorn women who had a hand in the prize winning exhibits at the annual flower show in Milwaukee are to be congratulated. When a town the size of Elkhorn enters seven exhibits in the state show, in competition with the best flower growers in the state and come home with six prizes out of seven, there's something to brag about. In the words of a well known cigarette advertisement, 'Such popularity must be deserved'.

"The women who constructed the miniature garden were rewarded for their efforts with a blue ribbon. The construction of the garden required many long hours of painstaking efforts. Their ideas for the layout of the garden were as good as their construction for the judging was on layout as well as expert workmanship.

"This recognition of local talent and endeavor by the state show judges is most gratifying, not only to the women who offered the exhibits but to Elkhorn residents in general."

MADISON GARDEN CLUB TO HOLD PLANT CLINIC

MR. W. A. SISSON of Rosendale will hold his plant clinic at Madison at the invitation of the Madison Garden Club on Saturday, August 16th.

The following is the program, as outlined by Mr. Sisson:

"Meet at the Loraine Hotel Saturday morning, August 16th, where the State Gladiolus Show will be on. From there we will go to the University of Wisconsin Campus where the Garden Club will entertain the clinic at dinner. Meeting follows.

Well known speakers will cover all garden flowers and answer any questions. You are invited to bring all your troubles with you and where possible, bring the plants themselves."

SPECIAL PREMIUMS FOR GARDEN CLUBS AT STATE FAIR

Mrs. C. E. Strong, Superintendent

Every Garden Club member will read the special premiums offered by the State Fair for Little Gardens, Miniature models, Tables and cut flowers.

The premiums offered for little gardens are: 1st, $75; 2nd, $70; 3rd, $65; 4th, $60. All materials are to be furnished by club exhibiting. Gardens must be finished by 6 p. m. Sunday, August 24.

The premiums for miniature models or plats are: 1st, $15; 2nd, $12; 3rd, $10; 4th, $8; 5th, $6; 6th, $5; 7th, $5; 8th, $5; 9th, $5; 10th, $5; 11th, $5; 12th, $5.

Send to the Secretary of Wisconsin State Fair, West Allis, Wis., for Premium list. Turn to page 120—Plants and Cut flowers for Amateurs only. Read the rules carefully and decide that here is a chance for your Club to not only help make the exhibit a creditable one at the State Fair, but there is also a chance to make some money that will help us carry on the work we may have planned.

As the Superintendent in charge of Amateur flower exhibits I will gladly explain any thing you may not understand about exhibiting.

LANGUAGE GONE WRONG

OUT in Oregon the old-fashioned "bachelor's buttons" have broken away from the gardens and established themselves in possession of the fields. They flower by millions amongst the wheat and the oats and color every dry hillside a faint cyanin blue. The people generally call them "French pinks." This sounds well enough as a name but it does violence to obvious facts at several points.

First, the flowers are not pink. There are, indeed, several shades; but the characteristic color is blue—one of the clearest and best blues in the whole floral spectrum.

Second, the "bachelor's button" does not belong to the same genus as that which yields the numerous garden pinks. It is not even closely related in a botanical way.

Third, so far from being French, the "bachelor's button" — "Kaiser-blume" — has long been known as the national flower of Germany.

Yet many persons argue loudly for "common names" for plants; and when bachelor's buttons is not common enough they call them French pinks. There is a lot of that sort of imbecility in the vernacular speech. Even the colleges, the custodians of the language, have got their calendars completely reversed so that they call the end of the year commencement. There are, in fact, a lot of "French pinks" in our common currency.

—FRANK A. WAUGH.

Amherst, Mass.

Editorial in the July 15 issue of HORTICULTURE.

FEDERATED GARDEN CLUBS OF CINCINNATI HAVE 2,000 MEMBERS

SOME idea of the garden club movement in the East may be gained from a report of the Federated Garden Club of Cincinnati. This organization is composed of 43 constituent clubs with a membership of over 2,000. 32 of these clubs are in the Metropolitan area of the city, 11 are in adjacent counties including 5 in Dayton. Within the last 18 months there has been a remarkable record of 16 new clubs being admitted to the Federation.

Station WLW has asked the Federation to broadcast every week for a 20 minute period. The club is sending out timely subjects by authoritative people.

PLANT IRIS NOW

THIS, August, is the last month for planting iris roots. Why July or August? Directly after the blooming period the plants are ready to be divided. The iris likes hot weather and during August it should do very well, become established and perhaps give a bloom or two next year, whereas if they are not planted until next spring one really loses a year. The earlier during July or August you can get the iris planted, the better the plants will do as they will have a chance to grow and get roots before the ground freezes up in the fall.

Iris should be planted high and dry where they can bake in the sun. The fleshy part of the rhizome must be exposed to the sun's rays if the plant is to thrive.

The roots underneath the rhizome of course must be well imbedded in the soil and it is well the first year to keep the soil watered to prevent them from drying out. During dry weather it is well to water twice a week.

About the Home and Garden

MRS. C. E. STRONG, Editor, 897-80th Ave., West Allis

Really, I have not given up my little page in HORTICULTURE —just took a bit of vacation while the Garden Clubs talked Flower Show.

Am real happy to know so many missed the little talks on gardens and plants.

THE GENTIAN

Closed, Sweet Dreams. Fringed, I Look to Heaven

Beside the brook, on the umbered meadow,
Where yellow fern-tufts fleck the faded ground,
With folded lids beneath the palmy shadow
The gentian nods in dewy slumbers bound.

Upon those soft-fringed lids the bee sits brooding,
Like a fond lover, loath to say farewell,
Or with shut wings through silken folds intruding,
Creeps near the heart his drowsy tale to tell.

SARAH H. WHITMAN.

There are one hundred and eighty different species, the most beautiful according to recent authorities, being native in the United States. The fringed and bottle, or closed gentians are best known and grown in gardens. It is said that at one time all gentians were closed, but once upon a time the Queen of the Fairies was out very late, she had been having such a good time that she had not realized how time had flown.

It was after midnight and the moon, upon which the fairies depend for light had gone to rest, the fire-flies had gone to bed. The wee Queen was frightened and hurrying up to a gentian, asked if she might sleep in its blossom until morning. The



flower was sleepy and cross, not liking to be wakened, and asked "who are you?" "I am the Queen of the Fairies." "Well, was the answer, "if you are the Queen you ought to be able to find plenty of places to sleep," and went selfishly to sleep again. The fairy looked all around, no other flowers were in sight but the gentians. Timidly she decided to ask another for shelter. "Poor little thing," it said, "come and let me cover you up until the sun comes out."

The tired Queen crept in and slept soundly until morning. As soon as the sun was up she hastened away, but before she left she said to the kind flower, "You are my dear friend and from this time forth you and all your children shall be different than other gentians." Then she kissed the flower — and ever since then the fringed gentian opens with the morning light and closes as night comes on.

Of course there are folks who will say this is nonsense. But real flower lovers know there are many things that happen in a garden that outsiders never even dream about. They doubt the presence of fairies so why bother to argue, if they ever learn to love a garden they will wonder why they were ever so stupid as to doubt anything.

I have never been so fortunate as to discover a fringed gentian that I could transfer to my garden, but the bottle gentian has grown and bloomed there for a number of years, each year sending up more spikes of bloom, in spite of the fact impressed on me by a real botanist, "A bottle gentian is a biennial, this plant will not live." Now he was mistaken, very much so, although several others have said the bottle gentian did not live for them after blooming. Can some one who knows gentians intimately, tell me about them?

New Flowers

Do you remember my saying that there were several varieties of flowers—new to me, that would be given a place in my garden this year?

One of them is a Jacobea, glowingly described as a very desirable annual, similar to the Stellata Cineraria. The color is a lovely rose pink. I could hardly wait until the seeds came from England, I knew just how lovely they were going to look in front of the peonies—covering up the untidy rows of narcissus. They do have a nice habit of growth, but I'm afraid I shall never have any faith in an Englishman's idea of rose color, for those Jacobea are not rose color, they are muddy magenta. They cast a shadow on the whole border of rose and orange and blue, even the misty white of bedstraw does not help them "belong."

Hereafter all new plants go in the experimental garden for a try out before being placed in the border.

(Later) They are hardy annuals all right, 104 in the shade with a gale from the south, the plants seem to enjoy the weather, not one of those muddy magenta blooms curl up, now WHY could they not have been rose colored?

Violas

There is balm in the garden after all when I turn to the dainty Violas that came from the same seedsman. Apricot Violas are really true to color, free blooming, altogether lovely.

Verbascums in variety were altogether different than those tried out ten years ago, then I did not care at all for them, this year I liked them. So also do the family of flea-beetles; they took up their abode on those Verbascum stalks, and no persuasion seemed to move them. If a few died, they seemed to have innumerable relatives who came to take the vacant places.

Visitors to the garden say wonderingly, "Why those plants look just like Mullen, but the flowers are larger." They do look like the mullen family and I suppose they are a cousin, or perhaps a half-sister that has been given advantages, anyway a row in full bloom early in the morning is a lovely sight, especially if planted near Delphiniums.

Order Your Bulbs For Fall Planting Now

Now is the time to order Tulips, Narcissus, Hyacinths, Lilies, Scillias, all the bulbs that must be planted this fall in order to have bloom next spring. Peonies too should be thought of if you have not made your selection at the nurseries or the Flower Show. Get the habit of ordering early, you can be sure of getting just what you want.

Have you some of the Autumn flowering Crocus in your hardy border or Rock garden? You are missing a bit of exquisite beauty if you have never seen them in bloom in October. Some of the varieties can be bought for as little as seventy-five cents for ten bulbs.

The new Bunch flowered Tulips coming in white and a lovely clear red, are also worth while growing in the border, as they make a fine show with four to six blooms instead of one.

One of the Fall bulb Catalogues lists Sixty varieties of hardy Lilies. We see so few varieties grown in gardens, many of them need but little attention after they are once planted, why not decide to plant a few of the hardiest varieties this fall?

It is really interesting to try and grow many varieties of one flower, Astilbies, Hemerocallis, Monarda, Campanulas, etc. They make fine groups and it is really surprising to learn how many varieties there are in some families.

MADISON ROSARIANS HAVE SPECIAL EXHIBIT AT STATE FLOWER SHOW

ONE of the feature attractions at the State Flower Show, which we neglected to mention in our last issue, was a miniature rose garden built on a small wagon drawn by a pair of trained police dogs and driven by little Bobby Schneck of Wauwatosa.

The exhibit was a project of the Madison Rosarian club. Bobby was the grandson of Mrs. J. A. Reed, Madison, Secretary of the Rosarian club. The rose covered wagon attracted a great deal of attention and was driven along the aisles.

Bobby and his team appeared each day during the show.

Plant parasites, both fungus and bacterial, thrive best when moisture is plentiful.

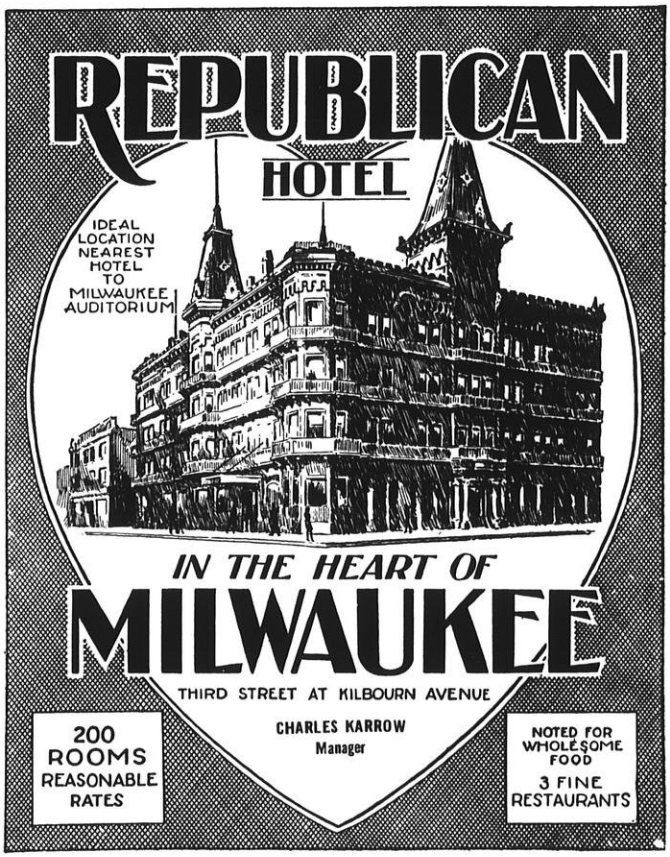

News of the Garden Clubs

OSHKOSH SOCIETY HOLDS STRAWBERRY FESTIVAL

Miss Florence Winchester, Secretary

The annual strawberry festival of the Oshkosh Horticultural Society was held Monday, June 23rd at the homes of Mr. and Mrs. George Miller and Mr. and Mrs. N. A. Rasmussen, on the Omro Road. In spite of a sudden rain storm which came up about 5:30, it was an enjoyable and successful event. The members spent some time at the home of Mr. and Mrs. N. A. Rasmussen, which is across the road from the Miller home, where they inspected the flower gardens which were especially lovely with their profusion of roses and delphinium.

The supper, with delicious strawberries and cream, was served to over 100 members and guests.

There were many interesting features on the evening's program. Prof. J. G. Moore, head of the Department of Horticulture at the University of Wisconsin, gave an enlightening talk on "The Arrangement of Garden Flowers in the Garden and for Decorative Purposes", bringing out a number of rules which are well to abide by. The committee who furnished the flowers for his talk was given a rising vote of thanks.

A report of the State Garden Show held at Milwaukee June 20, 21, and 22 was given by the delegates Mrs. W. H. Rogge and Mrs. Wm. Nelson. The two ladies entered a table arrangement display in the show, and while there was a large field of competitors, they won third honors in the event.

SUM-MER-DEL CLUB VISITS GARDENS

Amanda Henze, Secretary

The Sum-Mer-Del Garden Club members met for luncheon at the Chenequa Country Club at one o'clock on June 27.

Reports of the various committees of the June Flower Show held at Hartland, were given, and results of various features were discussed.

The club members then visited gardens. The roses of F. G. Pritzlaff's garden were admired, also the landscaping and the view of Pine Lake. The motorcade then went to the gardens of Robert Miller, near Oconomowoc. Here rows of delphinium, and hollyhocks were in their glory, as well as fine vegetables and luscious strawberries.

The round of gardens ended at the Oconomowoc Health Resort, where the beautiful rock garden of the late Mrs. Rogers, was visited. Here many unusual rock plants grow and thrive. Mrs. Rogers collected Alpine plants from various regions of the world, and made conditions for them to make them feel at home.

There were also many lovely varieties of lilies and roses, and interesting perennials.

GREEN TREE CLUB HEARS NOTED SPEAKER

The quaint little fountains, beside which many of our grandmothers doubtless heard our grandfathers' proposals of marriage, are returning to favor in gardens in the east; even the benches which have long been seen only in cemeteries are coming back for garden use, Robert S. Sturtevant, director of the School of Architecture at Groton, Mass., told members of the Green Tree Garden club at a buffet luncheon at the Fox Point club during July.

Mr. Sturtevant was presented by Miss Lauretta Seaman, president of the club.

The use of different levels and mysterious corners, in turning which one is always sure of seeing something new, adds much to the charm of gardens, Mr. Sturtevant said.

KENOSHA SOCIETY MEMBERS VISIT SAND DUNES

Vincent Frantal, Secretary

Members of the Kenosha Horticultural Society visited the sand dunes north of Waukegan, Illinois, Saturday afternoon, July 19. Among the unusual plants in bloom were Prickley Pear Cactus, Butterfly Weed, Wild Phlox, Monarda, Baptistia, and many others.

On our return trip we visited the wonderful garden of Mr. and Mrs. Fred De Wester at Winthrop Harbor, Illinois.

The Kenosha Society voted at their July meeting to sponsor another flower show during the third week in August.

Premiums are awarded at each monthly meeting for the best bouquet of flowers brought in by a member. The award at the July meeting was won by Mrs. Frank Thomas on a beautiful bloom of the decorative dahlia "Paul Michael".

The Beloit Garden Club presented the city of Beloit with a rustic bird bath which has been installed in the park. The bird bath was presented to the city by a committee from the garden club composed of Mrs. Nellie Heath, Mrs. Minnie Dolan, and Mrs. John Weilby during the latter part of June.

THE MADISON GARDEN CLUB

Mrs. C. L. Dean, Secretary

The Madison Garden Club has had a very happy and successful year thus far and the rest of the year promises to be as pleasant.

Our membership has grown and all members are enthusiastic over the good fellowship and real profitable pleasure gathered at each of the meetings. The speakers have presented very interesting and instructive subjects. The dinners served at several of the meetings have been most delightful.

This summer we have gathered at several of the lovely homes of Madison that arrangement of shrubs and flowers in their gardens might be studied by members of the club.

The Lincoln Triangle Park has been improved and in another year will be quite a beauty spot for the neighborhood.

Our Spring Flower Show was a marked success. The many exhibits were very fine. We were much pleased by the number of visitors from out of the city.

The Autumn Show will be held at the time of the Fall Festival on the East Side, and we hope to be host to the Horticultural Society at the Annual Convention in November.

The Art Institute Garden Club visited outstanding gardens in Lake Forest, Illinois, on July 25th. The beautiful gardens on the estates of Edward L. Ryerson, Cyrus McCormick, Lawrence Scudder and Clyde Carr were visited.

Members took box luncheons and enjoyed their repasts in the garden of the W. C. Eagen estate.

On August the 15th, Mrs. Chester Thomas will entertain the club at a garden tea at her home on the E. Dean road in Fox Point.

LAKE GENEVA FLOWER SHOW AUGUST 8–9

The annual flower show which has been staged for the past 26 summers at Lake Geneva, will be held in Horticultural Hall, August 8–9. The proceeds of the show are given to Holiday Home.

SUPERIOR GARDEN CLUB HAS SUCCESSFUL SHOW

Mrs. Dean Foster, Vice-President

The Superior Garden Club and its auxiliaries held a joint meeting, which was open to the public, in the State Teacher's College auditorium, July 2nd.

Mr. H. J. Rahmlow, secretary of the Horticultural Society, gave a very interesting illustrated talk on "Landscaping the Home Grounds". He also showed a set of slides on the dahlia, showing the different types.

Mr. Rahmlow's visit to the head of the lakes afforded the Garden Club members and friends a wonderful opportunity to enjoy his very delightful lecture and helpful suggestions.

July 23rd and 24th the Superior Garden Club and auxiliaries held their annual flower show. The show was held earlier than usual this year so that the delphinium, the club flower, could be exhibited at its best. Great interest was shown by the many visitors who came to see the exhibits and much interest was stimulated, especially in growing delphiniums, roses, and lilies.

WAUWATOSA CLUB MEETING

Ernest Lefeber, Secretary

The July meeting was held at the home of Mr. and Mrs. E. C. Haasch. Members and friends came early to see the garden.

A rock garden with pool was well worth the time and trip, as many of the plants were in bloom. The Delphinium beds of hybrid fame were exquisite in color.

The petunia and pansy beds were in full bloom, adding to the gaiety of the garden with their cheerful colors. Also the dahlia and the gladiolus beds showed promise of later beauty.

The meeting was called to order by the president. After transacting the necessary business, Mr. Haasch gave an interesting talk on delphiniums—select seed, when to plant and transplant—fertilizers to use and how and when to guard against pests and what to use.

After a general discussion, meeting adjourned and all present gathered around a fire bed for an old fashioned marshmallow roast, provided for by our hosts of the evening.

The Green Tree Garden Club, Fox Point, heard Mrs. A. Hoyt Flanders, distinguished New York landscape architect and former Milwaukeean, at a luncheon given by Miss Lauretta Seaman, president of the club, on Thursday, July 24th.

ELKHORN GARDEN CLUB HAS ANNUAL FLOWER SHOW

Mrs. C. Lee Shaw, Secretary

The Elkhorn Garden Club held its sixth annual flower show the afternoon and evening of June 13th at the Masonic Temple. Mrs. Lee Shaw acted as chairman and Mrs. Ed. Marquardt assisted.

Mrs. Will Tubbs exhibited some lovely iris, peonies, and perennials in the reception room of the Temple. The Judge, Mr. West, of Lake Geneva, especially commended the pink peony shown by Mrs. Tubbs and gave it an especial award. Mrs. Harry Howe showed some delphiniums and pansies.

The main dining room was very prettily decorated with Japanese lanterns, bird houses, and roses. In the middle of the room was a large white pergola covered with wild roses with a very pretty blue bird house on the top.

Two shadow boxes were sponsored by Miss Sarah Francis and Mrs. Chas. Jahr. Mrs. Adkins fixed an old fashioned table using dishes, etc., which had been her mother's. The flowers on Mrs. Adkins' table were all from her rock garden. Mrs. Tom Morrissey and Mrs. Dallas Davis put on a bridge table.

Mrs. Lee Shaw and Mrs. Ed. Marquardt had a table in gold and white with a bouquet of blue Siberian Iris. The entire east side of the room was devoted to roses, iris, and perennials. The southwest corner was used to display the peonies.

We didn't have as many exhibits this year as last, but still what we did have were all lovely varieties. The main attraction at our show was the miniature garden made by Mrs. H. D. L. Adkins, Mrs. Robert Alder, and Miss Myrtle Mosher, and was later exhibited at the State Flower Show and won the first prize. Miss Mildred Hicks also exhibited a miniature Japanese garden which she made as a project at school. There were 215 visitors registered and our club feels that our show was a great success.

MILWAUKEE COUNTY HORTICULTURAL SOCIETY DISCUSSES DAHLIAS

Mabel Thoms, Secretary

The Milwaukee County Horticultural Society at their meeting in the Public Museum on June 24th, voted to dispense with regular meetings during the summer and make garden pilgrimages instead.

Mrs. S. Peters opened the evening's program with the Nature Poem, "The Making of the Flowers" by Annie Johnson Flint.

An exceptionally fine paper on the Culture and Varieties of the Dahlia by Mr. W. H. Timm was read before the Society.

Our guest speaker, Mr. A. J. Strobel of Hartford, Wisconsin, gave us a very interesting talk on "All Season Bloom in our Gardens".

Mr. Archie Hill with lantern slides showed us many unsuspected beauties in the garden which can be discovered and seen through the microscope.

LIME YOUR ROSES WISELY BUT NOT TOO WELL

THE above is an article appearing in a bulletin from the Boyce Thompson Institute for Plant Research.

A rose grower in the Middle West was losing about half of his roses from yellowing of the leaves and stunted growth. The soil had been very carefully limed and tested to make sure it was neutral or alkaline. It was suggested that the soil was too alkaline, with the side result that the iron in the soil was rendered unavailable. The roses, like humans under similar conditions, were anemic, lacking their iron ration. The greenhouse grower did not take very kindly to the suggestion, having gone to considerable trouble to produce tested alkalinity of the soil.

The Institute experimented on this point, with the result that bushes grown in soil having a slight acid condition are flourishing, while those in an alkaline soil are practically on their death bed.

Pernet speaks the loudest in its requirement for iron, while Madame Butterfly, White Killarney, and Briarcliffe also require a slightly acid soil. While all roses will not react in the same degree to this condition, still the principle probably holds true in general.

This does not mean that certain soils do not need liming; they may be too acid; but it does mean that your roses should be limed with precaution.

State Flower Show Premium Winners



"Before and After" Garden. Exhibited by the Schneider Nursery and Landscape Company, West Allis.

WINNERS IN CUT FLOWER CLASSES

State Garden and Flower Show

DEPARTMENT A—PEONIES

Class 1—Vase of 10 blooms, Peonies, double, one variety, named

1st, $3.00. Plants by W. A. Toole, Baraboo. Mrs. F. Klingbeil, 850—15th St., Milwaukee, Wis.

2nd, $2.00. Peonies by Sisson, Rosendale. Mr. L. Potter, 123 Wisconsin Ave., Milwaukee, Wis.

Class 3—Vase of 3 blooms, white, double, named, one variety

1st, $2.00. Plants or Nursery Stock, Eschrich's Nursery, Milwaukee, Wis. Mrs. Clara Harrington, Box 193, R. R. 5, West Allis, Wis.

2nd, $1.00. Peonies by Clarence Hubbard, Lake Forest, Ill. Mr. L. Potter, 123 Wisconsin Ave., Milwaukee, Wis.

3rd, 75¢. Plants by White Elm Nursery, Hartland. Mrs. J. Philips, 262 Gridley St., Wauwatosa, Wis.

Class 4—Vase of three blooms, light pink or pink and cream double, named

2nd, $1.00. W. A. Toole, Baraboo, plants to be selected from catalog. Mrs. D. Polacheck, Fairy Chasm, Milwaukee, Wis.

Class 5—Vase three blooms, dark pink, double, named, any one variety

2nd, $1.00. W. A. Toole, Baraboo, plants to be selected from catalog. Mrs. D. Polacheck, Fairy Chasm, Milwaukee, Wis.

Class 6—Vase three blooms, red or crimson, double, named, any one variety

1st, $2.00. Shrubs or rock garden plants by Naperville Nursery, Naperville, Ill. Mrs. D. Polacheck, Fairy Chasm, Milwaukee, Wis.

Class 7—Vase of three blooms, Japanese any Variety

1st, $2.00. W. A. Toole, Baraboo, plants to be selected from catalog. Miss Mabel Thoms, 1198—7th St., Milwaukee, Wis.

Class 9—Best and largest display of peonies, one stalk each

1st, $3.00. Peonies or Iris by Northbrook Gardens, Northbrook, Ill. Mr. L. Potter, 123 Wisconsin Ave., Milwaukee, Wis.

Class 13—Artistic arrangement featuring peonies

1st, $3.00. Peonies by Sisson, Rosendale. Miss Edna May Sewell, 337—70th St., Wauwatosa. Wis.

2nd, $2.00. Peonies or Iris, NorthBrook Gardens, Northbrook, Ill. Mr. W. Timm, 898—15th St., Milwaukee, Wis.

3rd, $1.00. Peonies by Cooper Peony Farm, Kenosha. Mrs. F. Klingbeil, 850—15th St., Milwaukee, Wis.

Class 14—Novelty arrangement, any container, peonies with other flowers or foliage

1st, $3.00. Peonies or delphiniums by Cooper Peony Farm, Kenosha. Mrs. F. Klingbeil, 850—15th St., Milwaukee, Wis.

Class 15—Best specimen peony separate entry required

Sweepstake—Outstanding variety peonies, W. A. Sisson, Rosendale. Mr. Louis Potter, 123 Wisconsin Ave., Milwaukee, Wis.

DEPARTMENT B—ROSES

Class 1—Most artistic arrangement, any color, Hybrid perpetuals

1st, $3.00. In plants or nursery stock, Eschrich's Nursery, Milwaukee. Gary Isenring, 85 West Milwaukee Ave., Wauwatosa.

2nd, $2.00. In roses or peonies, their selection, McKay Nursery, Madison. Mrs. G. W. Miller, South Milwaukee.

3rd, 1.00. Peonies or Delphiniums, Cooper Peony Gardens, Kenosha. Wm. Timm, 898—15th Street, Milwaukee.

Class 2—Most artistic arrangement, any color, Hybrid Tea

1st, $3.00. Perennials or rock garden plants, Swartz Nursery, Kenosha. Gary Isenring, 85 West Milwaukee Ave., Wauwatosa.

2nd, $2.00. Roses or peonies, their selection, McKay Nursery, Madison. Wm. Timm, 898—15th Street, Milwaukee.

Class 3—Most artistic arrangement, any color, Climbing Roses

1st, $3.00. Plants to be selected by D. Hill Nursery Co., Dundee, Ill. Mrs. A. Noerenberg, River Road, Milwaukee.

Class 4—Most artistic arrangement, any color, Rugosa

1st, $3.00. Plants by White Elm Nursery, Hartland. Mrs. A. Noerenberg, River Rd., Milwaukee, Wis.

2nd, $2.00. Roses or peonies, McKay Nursery Co., Madison. Mrs. Scott Mackay, 2605 Van Hise Ave., Madison, Wis.

3rd, $1.00. Roses or Peonies. Their selection, McKay Nursery Co., Madison. Mrs. A. Jaeger, Sta. F., Route 9, Milwaukee, Wis.

Class 5—Most artistic bowl of roses, any color

1st, $3.00. Plants, D. Hill Nursery Co., Dundee, Ill. Jessie Sprague, Elkhorn, Wis.

2nd, $2.00. Plants on nursery stock by Eschrich's Nursery, Milwaukee. Gary Isenring, 85 W. Milwaukee Ave., Wauwatosa, Wis.

Class 7—Best specimen stalk Hybrid Perpetuals

1st, $2.00. Aquatic plants, Terrell's Aquatic Farm, Oshkosh. Aug. Peter, 229 Church St., Wauwatosa. Wis.

2nd, $1.00. Plants, Toole, Baraboo. Jessie Sprague, Elkhorn, Wis.

Class 8—Best specimen stalk Hybrid Teas

1st, $2.00. Roses or Peonies, McKay Nursery Co., Madison. Jessie Sprague, Elkhorn, Wis.

2nd, $1.00. Dahlias, Fitchett Gardens, Janesville. Bertha West, 1910—Madison St., Madison, Wis.

3rd, 75¢. W. A. Toole, Baraboo, plants from catalog. Gary Isenring, 85 W. Milwaukee Ave., Wauwatosa, Wis.

Class 9—Best specimen stalk Climbing Roses

1st, $2.00. Perennials or rock garden plants, Swartz Nursery, Kenosha. Aug. Peter, 299 Church St., Wauwatosa, Wis.

DEPARTMENT C—PERENNIALS

Class 1—Delphinium—Basket or vase, one variety

1st, $3.00. Perennials or nursery stock by White Elm Nursery, Hartland. Mrs. John Ahrend, R. 4, Box 573, West Allis.

2nd, $2.00. W. A. Toole, Baraboo, plants to be selected from catalog. Miss Martha Krienitz, 7418 National Ave., West Allis.

3rd, $1.00. Dahlias, selected, Fitchett Dahlia Gardens, Janesville. Mrs. F. Klingbeil, 850—15th St., Milwaukee.

Class 2—Delphinium—Basket or vase of mixed varieties

1st, $3.00. Plants or nursery stock, Eschrich's Nursery, Milwaukee. Mrs. A. Noerenberg, River Road, Milwaukee.

2nd, $2.00. Shrubs or rock garden plants by Naperville Nursery, Naperville, Ill. Miss Martha Krienitz, 7418 National Ave., West Allis.

3rd, $1.00. Shrubs or plants selected, Sommers Nursery, West Allis. Mrs. S. C. Huntington, 601—63rd Ave., West Allis.

Class 3—Columbine—Vase of long spurred mixed varieties

1st, $2.00. Plants to be selected from catalog by W. A. Toole, Baraboo. Mrs. C. Pohlman, 4822 Wells St., Milwaukee.

2nd, $1.00. Shrubs or plants, Sommers Nursery, West Allis. Mrs. John Arend, R. 4, Box 573, West Allis.

3rd, 75¢. D. Hill Nursery Co., Dundee, Ill., plants. Miss Martha Krienitz, 7418 National Ave., West Allis.

Class 4—Columbine—Artistic bouquets of Columbine in any choice of container with or without other foliage

1st, $3.00. Shrubs or rock garden plants by Naperville Nursery, Naperville, Ill. Mrs. F. G. Thwaits, 382 Church St., Wauwatosa.

2nd, $2.00. Dahlias, selected, Fitchett Dahlia Gardens, Janesville. Mrs. A. Noerenberg, River Road, Milwaukee.

3rd, $1.00. Shrubs or plants, Sommers Nursery, West Allis. Mrs. H. T. Sampson, 884—77th Ave., West Allis.

Class 7—Lilies—2 stalks of any other named variety

1st, $2.00. Dahlias, selected, Fitchett Dahlia Gardens, Janesville. Miss Martha Krienitz, 7418 National Ave., West Allis.

Class 9—Most artistic basket or vase

1st, $2.00. W. A. Toole, Baraboo, plants to be selected from catalog. Mrs. J. E. Phillips, 262 Gridley Ave., Wauwatosa.

2nd, $1.00. Aquatic plants, Terrell's Aquatic Farms, Oshkosh. Mrs. A. Jaeger, Sta. F, R. 9, Milwaukee.

Think of Your Harvest Now

An Investment

That's what it is. The cost of your time and labor, and the smaller item for spray and dust materials, is an investment. Wisely and thoroughly done it will pay big dividends.

Since labor is the big item and material cost the smaller factor, it's folly to risk the effectiveness of results for the sake of a fraction-of-a-cent difference in cost of material. Play safe—standardize on "Orchard Brand" and know that you are applying most potent Sprays and Dusts.

USE "ORCHARD BRAND"
Lime Sulphur Solution
Oil Emulsion
Bordeaux Mixture
Arsenate of Lead
Calcium Arsenate
Arsenite of Zinc
Dritomic Sulphur
Sulphur Dusts
(with and without Arsenicals)



Let us send you the 1930 "Cash Crops"—the latest annual edition.

GENERAL CHEMICAL COMPANY
40 Rector Street, New York
St. Louis Los Angeles San Francisco

G C I-78



ORCHARD BRAND
REG. U.S. PAT. OFF.
SPRAY & DUST MATERIALS



Class 10—Sweet William (Dianthus Barbatus)—Most artistic basket or vase

1st, $2.00. W. A. Toole, Baraboo, plants to be selected from catalog. Miss Martha Krienitz, 7418 National Ave., West Allis.

2nd, $1.00. Aquatic plants, Terrell's Aquatic Farms, Oshkosh. Mrs. John Arend, R. 4, Box 606, West Allis.

3rd, 75¢. Plants by White Elm Nursery Co., Hartland. Mrs. E. Haasch, Watertown Road, Wauwatosa.

Class 11—Any other variety Dianthus —Most artistic basket or vase

1st, $2.00. Perennials or rock garden plants, Swartz Nursery, Kenosha. Miss Martha Krienitz, 7418 National Ave., West Allis.

2nd, $1.00. D. Hill Nursery Co., Dundee, Ill., plants selected. Miss Martha Krienitz, 7418 National Ave., West Allis.

3rd, 75¢. Perennials, Swartz Nurseries, Kenosha. West Allis Garden Club, West Allis.

Class 12—Oriental Poppies—Most artistic basket or vase

1st, $2.00. Dahlias, selected, Fitchett Dahlia Gardens, Janesville. Mrs. A. Noerenberg, River Road, Milwaukee.

2nd, $1.00. Plants, White Elm Nursery Co., Hartland. Mr. E. C. Haasch, Watertown Road, Wauwatosa.

3rd, 75¢. Perennials or Rock Garden plants, Swartz Nurseries, Kenosha. Miss Martha Krienitz, 7418 National Ave., West Allis.

Class 14—Mixed Bouquet—Most artistic arrangement

1st, $3.00. Garden book, winner's selection by State Horticultural Society. Mrs. Lois Bowers, 1427 Farwell Ave., Milwaukee.

2nd, $2.00. W. A. Toole, Baraboo, to be selected from catalog. Mrs. W. E. Roth, Oconomowoc, Wis.

3rd, $1.00. Plants, White Elm Nursery Co., Hartland. Mrs. L. Umbellatum, Hartland, Wis.

Class 15—Pansies—Bowl of mixed varieties

1st, $2.00. Garden book, winner's selection by State Horticultural Society. Mrs. Scott Mackay, 2605 Van Hise Ave., Madison.

2nd, $1.00. Dahlias, selected, Fitchett Dahlia Gardens, Janesville. Mrs. E. C. Haasch, Watertown Road, Wauwatosa.

3rd, 75¢. Peonies or roses, McKay Nursery Co., Madison. Mr. A. S. Hill, 117 Greenfield Place, Wauwatosa

Class 17—Most artistic bowl, one variety

1st, $2.00. Garden markers or garden hardware, Arcade Mfg. Co., Freeport, Ill. Mrs. Scott Mackay, 2605 Van Hise Ave., Madison.

2nd, $1.00. Aquatic plants, Terrell's Aquatic Gardens, Oshkosh. Mrs. E. C. Haasch, Watertown Road, Wauwatosa.

3rd, 75¢. Perennials, W. A. Toole, Baraboo. Miss Sarah Francis, 112 South Church St., Elkhorn.

Class 19—Campanula—Most artistic basket or vase, any variety

1st, $2.00 W. A. Toole, Baraboo, to be selected from catalog Mrs. H. Sampson, 884—77th Ave. West Allis.

2nd, $1.00. Aquatic plants, Terrell's Aquatic Farm, Oshkosh. Mr. A. S. Hill, 117 Greenfield Place, Wauwatosa.

3rd, 75¢. Plants, Swartz Nursery Co., Kenosha. Miss Martha Krienitz, 7418 National Ave., West Allis.

Class 21—Any other variety, perennials—Most artistic basket or vase

1st, $2.00. Garden book, winner's selection by State Horticultural Society. Miss Martha Krienitz, 7418 National Ave., West Allis.

2nd, one year's subscription to Better Homes and Gardens. Mrs. J. E. Clarke, Ft. Atkinson.

3rd, 75¢. Plants, by W. A. Toole, Baraboo. Miss Jessie Sprague, Elkhorn.

Class 22—Basket or vase of Hybrid Delphiniums

1st, Pyramid Arbor Vitae, value $7.50, by Sommers Nursery, West Allis. Mrs. E. C. Haasch, Watertown Road, Wauwatosa.

2nd, $3.00. Peonies by W. A. Sisson, Rosendale. Miss Susan Stoll, 355—70th St, Wauwatosa

3rd, $1.00. Aquatic plants, Terrell's Aquatic Farm, Oshkosh. Mrs. F. Klingbeil, 850—15th St., Milwaukee.

Class 23—Most artistic basket or vase of one or more varieties of flowers with or without other foliage

1st, Pyramid Arbor Vitae, value $7.50, by Sommers Nursery, West Allis. Mr. Frank Scholl, Pewaukee, Wis.

2nd, $3.00. Peonies, by W. A. Sisson, Rosendale. Mrs. Harold Paul, Hales Corners, Wis.

3rd, $2.00. Peonies or Iris, Clarence Hubbard, Lake Forest, Ill. Miss Susan Stoll, 255—70th St., Wauwatosa.

DEPARTMENT D—IRIS

Class 1—Artistic arrangement featuring iris. Any type of foliage allowed

1st, $3.00. Garden markers or garden hardware by Arcade Mfg. Co., Freeport, Ill. Arthur Pape, Hales Corners, Wis.

2nd, $2.00. Aquatic plants, Terrell's Aquatic Farm, Oshkosh. Mrs. Susan Stoll, 355—70th St., Wauwatosa.

Class 2—Specimen stalk, best stalk of iris, any variety

1st, $3.00. Garden markers or garden hardware by Arcade Mfg. o., Freeport, Ill. Mrs. A. Jaeger, Sta. F, R. 9, Milwaukee.

2nd, $2.00. Peonies or Iris, Clarence Hubbard, Lake Forest, Ill. Mrs. L. Bowers, 1427 Farwell Ave., Milwaukee.

3rd, $1.00. Acquatic plants, Terrell's Aquatic Farm, Oshkosh. Mrs. Thomas, Fox Point, Dean Road, Milwaukee.

Class 3—Largest collection of varieties, one stalk each

1st, $3.00. Shrubs or rock garden plants by Naperville Nursery, Naperville, Ill. Mrs. C. Thomas, Dean Road, Fox Point.

2nd, $2.00. Garden markers or garden hardware by Arcade Mfg. Co., Freeport, Ill. Mrs. A. Jaeger, Sta. F, R. 9, Milwaukee.

POINTERS FOR STATE FAIR FRUIT EXHIBITORS

(Continued from page 355)

is "Beware of unusually highly colored specimens".

Perhaps some who read this are inexperienced in making fruit exhibits. To them, I would suggest a careful study of the score card printed in the premium book. This score card is the background against which all entries are considered. It will enable you to know the relative weight which the judge will place on the points of desirable specimens and help you avoid stressing those considered less important and placing too little emphasis on the more important considerations. It is not possible to discuss fully these points in a short article, but a brief summary may help somewhat.

Form—This is least important, as form varies under different growth conditions. Usually little will be scored off on form unless the sample is very clearly "off type".

Size—Show fruit and commercial fruit are two different things. Because a fruit meas-

ures up to a commercial grade is not sufficient reason to rate it as having ideal size for show purposes. A good show specimen should be well above the average size for the particular variety. On the other hand, it should not be distinctly overgrown. A Wealthy, the size of an average Wolf River, would clearly be oversized, and not typical of the variety; and, therefore, should not be scored full on size. Judges are rather loath to score off on oversize.

Color—In varieties normally showing red, the greater the amount of red, the better. In specimens normally green, or at times with a red blush, we disregard red color. In Northwestern Greenings, in which the green color varies considerable, a tinge of yellow is disregarded at the season of the State Fair. However, at shows held at a season when the "Greening" normally shows some yellowing, grass-green color is considered poorer color.

Uniformity—"As much alike as peas in a pod" is not strong enough to describe the desired uniformity of show specimens. While "form" was not so important as regards the general type, uniformity of form of specimens is very important, and is a point on which many of our exhibitors fall down. More care should be taken to select specimens more nearly alike in form.

All exhibitors should recognize that it is folly to show an unusually large or highly colored specimen with four markedly smaller or greener specimens. Stress uniformity; the failure to do so has lost many a prize.

Freedom from blemish—Have the specimens "without spot or blemish". The judge must judge the specimens as he finds them. He cannot make allowance for bruises which occur due to greater shipping distance or accidents in setting up the exhibit. So be careful!

Go prepared for an occasional accident. Don't take just enough specimens to make the required number. Have a reserve in proportion to the size of the exhibit, then a dropped fruit isn't quite so much of a calamity.

WHEN YOU BUY Niagara DUSTS and DUSTERS YOU BUY PROTECTION

Your Garden



What a Pleasure

When it is clean and productive—Beautiful bloom and Luscious fruit—Free from diseases and insects.

What a Nuisance

When it is full of disease and infested with bugs and worms.

No Need of Having Them

Just send $1.50, Check or Post Office Money Order, together with a letter telling what your problem is and we will send you at once a Niagara Dust Gun and a one-pound tin of the proper dust to use for your particular trouble.

Central Wisconsin Seed Company

WAUPACA WISCONSIN

Hardy Phlox

We have fifty thousand Hardy Phlox plants in thirty choice varieties. Early fall planting of Phlox has proved generally successful.

Special Offer Of Phlox

To readers of Wisconsin Horticulture: Two plants each of seven choice varieties, fourteen plants in all for $2.50 parcel postpaid. The varieties are Bridesmaid, white with pink eye; Eclaireur, rosy magenta; Flora Riedy, white; La Vague, mauve, red eye; Siebold, orange scarlet; Von Hochberg, bright crimson; W. C. Egan, a lovely light pink.

W. A. TOOLE

of

Garry-nee-Dule

BARABOO, WISCONSIN



W. A. Sisson directs and has charge of all meetings

Plant Clinic

The Daily Fond du Lac Commonwealth-Reporter is said to be the only daily paper sponsoring a regular flower garden department.

It is called "The Home Garden" and edited by W. A. Sisson. The readers of this department meet monthly WHERE INVITED, and these meetings are called "Plant Clinic".

Actual demonstrations with all roots and bulbs in the hands of experts. Picture at left shows June meeting in session with Miss Helen Ebert speaking on Rock Gardens and Perennials. Mr. Sisson seated.

SISSON'S PEONIES

Intersection of Highways 23-26
ROSENDALE, WISCONSIN

Specializing in
Peonies - Irises - Gladiolus

(We write only to those who first write us)



Wolfgang von Goethe--orange, scarlet, 50c postpaid.

Attractive prices in new catalog, free on request.

Fitchett Dahlia Gardens

735 E. Milton Ave. Janesville, Wisconsin



Summertime at Rasmussen's
Drive In We're Home

Trees, Shrubs, Flowers
Everything For Your Garden

Catalog On Request

Rasmussen's Fruit Farm and Nurseries
Oshkosh, Wis.

DEMOCRAT PRINTING COMPANY
MADISON, WISCONSIN