



LIBRARIES

UNIVERSITY OF WISCONSIN-MADISON

Rock Springs Public Library. 2005

[s.l.]: [s.n.], 2005

<https://digital.library.wisc.edu/1711.dl/JUHC4YBTB7X2V8N>

<http://rightsstatements.org/vocab/InC/1.0/>

For information on re-use see:

<http://digital.library.wisc.edu/1711.dl/Copyright>

The libraries provide public access to a wide range of material, including online exhibits, digitized collections, archival finding aids, our catalog, online articles, and a growing range of materials in many media.

When possible, we provide rights information in catalog records, finding aids, and other metadata that accompanies collections or items. However, it is always the user's obligation to evaluate copyright and rights issues in light of their own use.

ROCK SPRINGS PUBLIC LIBRARY
3 9078 05504 8749



Circ
Desk
Book
4



The Sixty Books Project is a collaborative book arts, writing and journaling project for the people of south central Wisconsin, hosted by the South Central Library System (SCLS), and produced by the Bone Folders' Guild (BFG), a book arts group based in Madison. This project is supported by a Madison CitiARTS grant.

The BFG book artists have created sixty hand made blank books. One of these books will be catalogued into each of the sixty libraries in the South Central Library System. Unlike other library books, patrons are invited to write, draw, paint or collage in the books. Subsequent patrons will add their own stories, drawings, and so forth, creating community-wide collaborative works of art. After the launch of the project these books will be available for checkout by library patrons until August 15, 2006.


At the close of the circulation period, the 60 books will be removed from the SCLS collections and brought together for a traveling exhibit. This exhibit will have its debut in Madison as part of the Fifth Annual Wisconsin Book Festival (October 18-22, 2006).

To contact us: www.valleyridgeartstudio.com/bone_folders/

Instructions

- Check out this book as you would any other library book for a two-week period. Be sure to return it in the protective wrapper provided.
- Write a poem. Make a journal entry. Write political thoughts. Compose a short story. Collage. Paint a page. Be creative.
- Be respectful of these books. They are hand bound and bear delicate musings on the pages.
- Be aware of what has been done on the other side of the page that you are working on. For example, don't "sew" onto someone else's work.
- When you are gluing or painting put a piece of wax paper under the page you are working on. This will protect the other pages of created art.
- Before closing the book, be sure your page is dry.
- We encourage you to sign and date your work.
- Please, no perishables on the pages.
- Be advised that SCLS and BFG reserve the right to remove and/or delete any questionable material. Please be nice.
- Warning: You will incur a \$125.00 library fine if this book is not returned!

BUG



Kaylee
Yasmin
Werner
D705

ima

lima

bean

-Sam Libingokun

12/21/05
S.H.



"The clear-toned night call
of the Carolina wren."

Nash Adams
Far Appalachia

It has been my personal symbol now
for several years; ever since I thought
of moving to Asheville. But I did not
move, and now, all this fall and winter,
it has been trilling on my small back
porch, or calling in the mornings and
evenings. Rare here; generally a southern
species. Todd said they don't generally
survive the frigid cold. Yet here it is.

One evening I found it eating seeds
fallen onto the downstairs back porch.
I watched it for awhile - just a yard
from me, yet the glass door a barrier.
Small, pulled up from the cold, eating &
eating; I admired its resiliency.

I worry about it. I
wonder, when I don't hear
it for awhile, if it's still
alive. Like some small
seed in my soul, I need it
alive. I need it to survive.
So, on this Solstice day, I
say a little wren blessing &
pray for the light to warm
us.

Kezia wrote this song
just before Thanksgiving,
when she was 8 years old.

By Kezia Rose Weigel-Sterr, Age 9½

January 13, 2006

TURKEYS

(A Thanksgiving song to protect them.)
(sung to the tune of Ken Lonquist's Tobacco)


(VERSE 1.) Never eat a turkey, turkey, turkey,
it will make you jerky, jerky, jerky,
you won't want to worky, worky, worky,
PLEASE DON'T EAT THE BIRD!

(Verse 2) Never eat a turkey, turkey, turkey,
it will make you quirky, quirky, quirky,
but never ever perky, perky, perky,
THE BIRD IS NOT THE WORD!

(Verse 3) SO— please protect the turkey, turkey, turkey.
It will turn you murky, murky, murky,
Do not start to smirky, smirky, smirky,
PUT THE TURKEY TONGS DOWN!

Refrain: Don't put it in the pot...
you'll regret it a lot...
it will be too hot...
Keep it out of the poooooot!!!

Adam



Jacob



Alex



Jake



Ashley
♥

Angelina
Kristi
Austin

Savina
M.

Savanna



Bustin

Austin

Rock Springs
Elementary
Grade 3
2005-2006

Samuel

Shann

"Egyptian Indian chicken Dance" by Rysa Weigel-Sterr
age 8




Rysa

ABC easy as Boring



Ida M.



wondersouth!




Summer

Sweet!

Kristu A.

Dance



L.O.V.E

ABC easy as
123



OUR SELVES & others

Karen Goulet
Amy Arnold
Leslie Snell
Kathy Malkasian
Virginia Huber
Lovann Erickson Petersen
Lizzie OZ primazic
Martha Vasquez
Chris Manke
Theron Ris
Carol Chase Bjerke
Genie Ordaz
Cherie St. Cyr

Art Doll Exhibit 12-8-05
RAY Edwards Gallery
Babbette Wainwright
Margaret Endicott
Suzanne Harp
Helin Klebesadel
Windy Hutton *Emma Zoch*
East High Art Club
Shabazz High Art class
Respite Center Children



DOTIE
THE DOT
HER 10 lb. bowling ball
won contents!
genius!



Thank you for the opportunity - Margaret Endicott

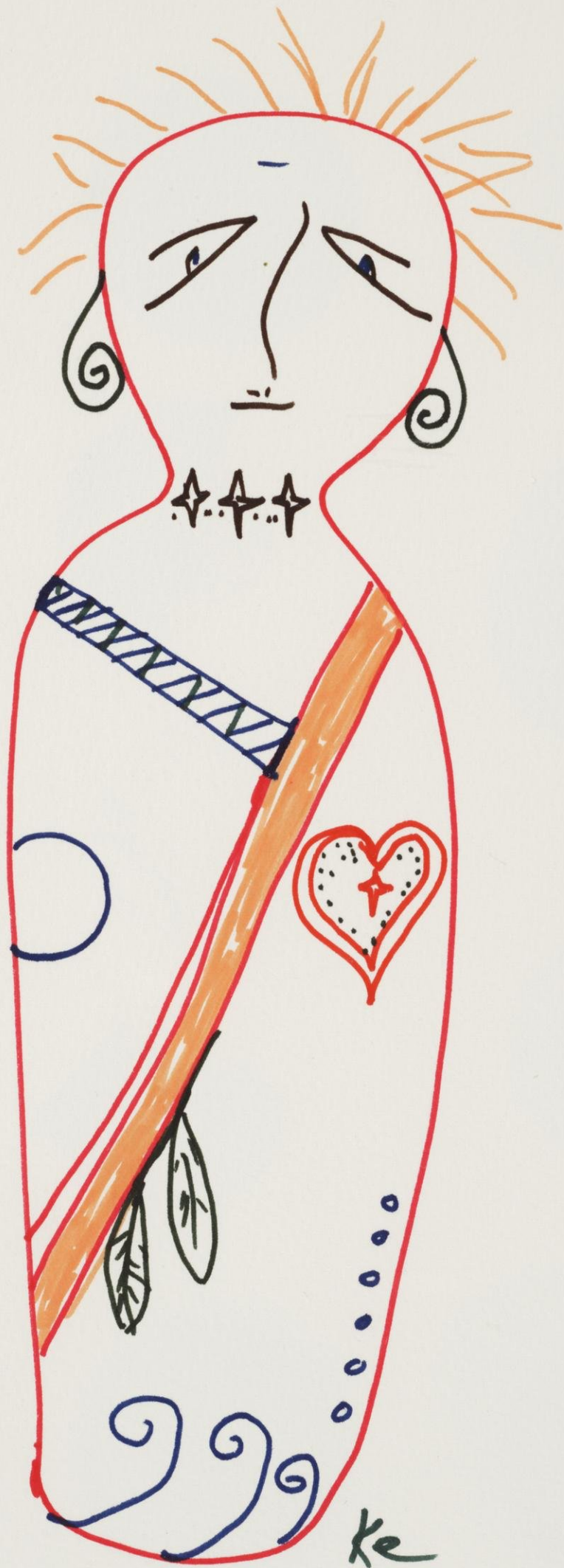



What a
nice
book!!



clothes pin
girl
goes
Dancing

What a lovely show!





Jumpin' the Universe
AND FEELIN' FINE
Marta Vasquez
Dec. 8, 2005




Fabulous
Dolls
small Bodies
w/
BIG voices
Kyleen
Flynn
Dec. 8, 2005



Vagina
Herba
2005

In the
next three
months - God willing -
I will be the mother
of three babies. I'm
carrying trip lets and have
been feed all of the complications
but I hope for things have been good.
Family is there. vision, boundless energy



2006

I am nearly done with my
Autobiographical "Memory
Cloths." It's an exhibition,
a book and a webpage.
It is scheduled for a
travelling show

I am meditating and doing
Yoga 5 days a week

I am having delightful
+ honest conversations
with friends and family.

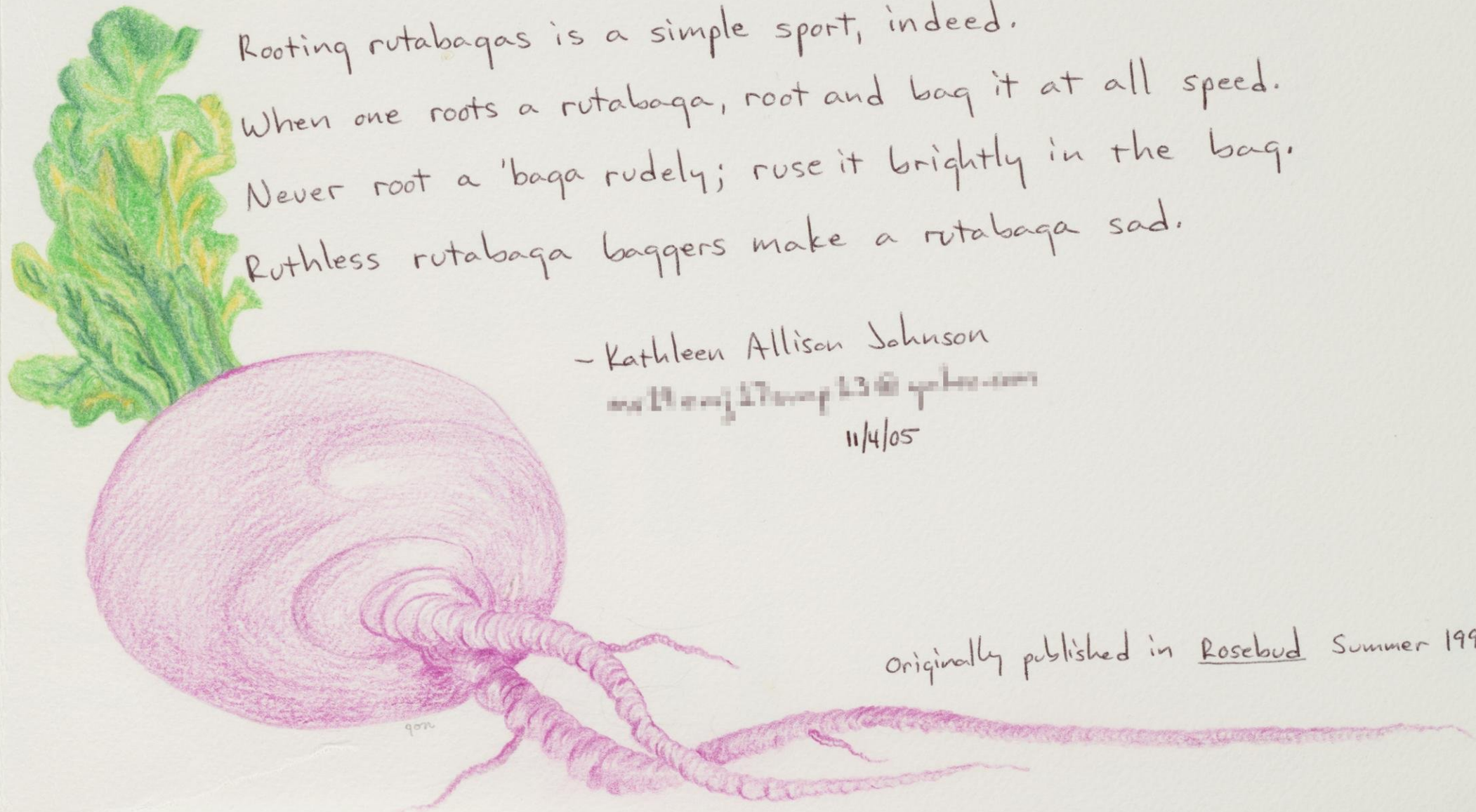
I am centered + clear +
living in the Present
joyfully. ♡

12-20-2015

THE RUDIMENTS OF RUTABAGAS

Rooting rutabagas is a simple sport, indeed.
When one roots a rutabaga, root and bag it at all speed.
Never root a 'baga rudely; ruse it brightly in the bag.
Ruthless rutabaga baggers make a rutabaga sad.

- Kathleen Allison Johnson
11/4/05



Originally published in Rosebud Summer 1995

Handwritten vertical text on the right edge of the page, possibly a page number or date.

Colophon

*A bone folder is an essential tool for book makers.
It creases paper to a nice, crisp fold.*


Originating in Madison, Wisconsin, the Bone Folders' Guild is a group of people who share a love for the book as art. The Bone Folders' Guild was founded in February 2001 by a group of artists who desired to meet like-minded book artists to learn, support, and encourage each other artistically. We share a passion for creating books as a form of artistic expression.

Members of the Bone Folders' Guild who created
the Sixty Books include:

**Suzanne Berland, Susie Carlson, Carol Chase Bjerke,
Nan Killoran, Laura Komai, Kathy Malkasian,
Nancy Schoenherr, Tricia Schriefer, Karen Timm,
Alexis Turner, Marilyn Wedberg,
Carey Weiler, Kristin Yates.**

The text block paper used in all books is Arches Cover White, 270 gsm., 35.25" x 24.75" 100% cotton, acid free paper. Cover paper, cloth and other original embellishments were chosen by the book artists.

The Bone Folders Guild would like to thank Alison Jones Chaim for her thoughtful guidance through this process. Huge thanks to the South Central Library System for their cooperation with this project. Also, we send a gracious thank you to Madison CitiARTS for its financial support.



NEW
WORK



STUDIO
My own
Space for
me & my
WORK



12-08-2005



GALLERIES






RESEARCH



SHOW
SPACES



www.butlerartgallery.com



YOYO'S

Suzanne Berland 1/06

Kindness and love are given to all who want it. Hate and fear are taken by who do not love and trust in God.

My goals for 2006:

#1 I have been accepted into or have already attended my first artist's residency

#2 I am constantly creating new bodies of work and documenting everything

#3 I have had my first solo show

#4 I am very disciplined and work 6-8 hours every single day in my studio.

#5 I can easily, confidentially and intelligently speak about my work





Maunulderland 10/06

wax technique
w/ tissue paper.

Lift
VERY
GENTLY!

47 Forty-Seventh Poem

for Alison by Jim Danky

Books books books Books books
books books books books Books
books BOOKS books books
Books books books Books books
and ZINES

Calligraphy by Einn Batykefer

Spencer Platt

