

Wisconsin women's basketball 1994-95.

Flarup, Tamara J.; Nordstrom, Diane

[Madison, Wisconsin]: University Publications, 2023-01-17

<https://digital.library.wisc.edu/1711.dl/GGIE66N6OXXB28N>


<http://rightsstatements.org/vocab/InC/1.0/>

The libraries provide public access to a wide range of material, including online exhibits, digitized collections, archival finding aids, our catalog, online articles, and a growing range of materials in many media.

When possible, we provide rights information in catalog records, finding aids, and other metadata that accompanies collections or items. However, it is always the user's obligation to evaluate copyright and rights issues in light of their own use.

Wisconsin

1994-95 Women's Basketball




The Dawn of a New Era

UNIVERSITY OF WISCONSIN—MADISON

1994-95 Wisconsin Players Salute

The Seniors




Above: Seniors Camille Williams and Sharon Johnson celebrate a moment. The enthusiastic pair have been major contributors to an exciting style of playing basketball called BadgerBall!

Right: Barb Franke (above) and Katie Voigt (below) are two of the five Wisconsin players that have had national and international elite basketball playing opportunities. Franke completed her second tour as part of USA basketball's junior national team that last summer won a gold medal in the R. Williams Jones Cup competition in Taipei, Taiwan. Voigt was a member of the 1994 Big Ten All-Star team that went undefeated in six games in a tour of England. Other players include Camille Williams and former Badger Robin Threatt who were members of the Big Ten All-Star Teams which toured Australia and Hungary, respectively, in 1992 and 1993. Threatt was also the first UW player invited to tryout for the U.S. Olympic team in 1992. Current Badger Tracy Winkler was a member of the North team which competed in the 1993 U.S. Olympic Festival in San Antonio.



Big Ten All-Star Team



USA Basketball

1994-95 Wisconsin Women's Basketball

Table of Contents

Coaching Staff

Jane Albright-Dieterle, Head Basketball Coach	2
Sue Semrau, Assistant Coach	4
Bridgett Bonds Williams, Assistant Coach	5
Angelia Y. Johnson, Part-time Assistant	5

1994-95 Season Preview

1993-94 Season Review

Meet the Badgers

Newcomers

Badger Records

Coaching Records	21
Freshmen Records	22
Individual Single Game Records	24
Individual Single Season Records	26
Field House Records	29
Year-by-Year Leaders	30
Career Records	31
Team Single Game Records	32
Team Season Records	33
Attendance Records	34
Team Highlights	35
Records vs. Opponents	36

1993-94 Statistical Review

Team Game-by-Game Review	37
--------------------------	----

Final Statistics	38
Stats-at-a-Glance	39
Individual Game-by-Game Review	39

Badger Roster

Basketball Honor Roll

Letterwinners

The Big Ten Conference

1994 Big Ten Conference Standings	45
1994 All-Conference Team	45
1994 Conference Statistical Leaders	46
1995 Big Ten Composite Schedule	47

Big Ten Opponents

Non-Conference Opponents

Season-by-Season Results

All-Time UW Tournament Results

The Wisconsin Experience—A Guide to the University

Athletics at Wisconsin

Administration and Support Staff

Sports Facilities


NCAA Tournament Bracket

Media Outlets

Radio/TV Roster

1994-95 Schedule

Back Cover



Quick Facts

School: University of Wisconsin-Madison

Location: Madison, WI

Population: 198,392

Enrollment: 40,924

Nickname: Badgers

Mascot: Bucky Badger

Colors: Cardinal and White

School Song: "On Wisconsin!"

Athletic Conference Affiliations:

Big Ten—Intercollegiate Conference of

Faculty Representatives

NCAA—National Collegiate Athletic

Association, Division I

Chancellor:

David W. Ward

Athletic Board Chairman:

Professor James T. Hoyt

Athletic Director:

Pat Richter

Associate Director—Women's

Basketball:

Cheryl A. Marra

Women's Sports Information

Director:

Tamara J. Flarup

Office: (608) 263-5502

Home: (608) 238-3650

Fax: (608) 263-7849

Head Basketball Coach:

Jane Albright-Dieterle

(608) 263-5506

Assistant Coaches:

Sue Semrau (608) 262-8247

Bridgett Bonds Williams (608) 263-4225

Angelia Y. Johnson (608) 265-3737

Basketball Fax: (608) 263-7849

1993-94 Record: 13-14

1994 Big Ten Record/Finish:

6-12/9th

Starters Returning/Lost: 4/1

Letterwinners Returning/Lost: 8/4

Mailing Address:

1440 Monroe Street

Madison, WI, 53711

Athletic Ticket Office: (608) 262-1440

Uniforms:

Home—White, red numerals and lettering

Away—Red, white numerals and lettering

Credits

Written and edited by Tamara J. Flarup and Diane Nordstrom with assistance from Dan Slater

Designed by Barry Carlsen

University Publications

Contributing Photographers:

Jay Salvo, Del Brown, Greg Anderson, Jeff Miller

On the Cover: It's the dawn of a new era for Wisconsin Women's Basketball as the 1994-95 team awaits the debut of new head coach Jane Albright-Dieterle and *BadgerBall*!

Head Coach Jane Albright-Dieterle

Jane Albright-Dieterle begins her first year with the University of Wisconsin women's basketball program after a successful 10-year tenure at Northern Illinois University.

Albright-Dieterle leaves NIU just two games short of the 300 mark with a decade of accomplishments to her credit. The all-time winningest basketball coach at NIU, she holds a 188-110 (.631) career mark, and is 140-48 (.744) the past six years including five 20-win seasons and four NCAA tournament appearances.

Her last two teams finished with 24-6 records, and were Mid-Continent regular-season or tournament champions. Both teams attended the NCAA tournament before losing in first-round action. She was honored this past season by the Illinois Basketball Coaches Association with her third "Coach of the Year" title in the past four years.

A three-time conference coach of the year in both the North Star and Mid-Continent Conferences, Albright-Dieterle began her coaching career in 1981 under one of the game's best in Pat Head Summitt at Tennessee. While a graduate assistant under Summitt, the Volunteers were NCAA Final Four participants in 1982, and NCAA quarter-finalists in 1983.

In 1983, she joined the University of Cincinnati coaching staff as an assistant



New coach Jane Albright-Dieterle comes to Wisconsin with a 188-110 career record at Northern Illinois. Her teams compiled a 140-48 record the past six years including four NCAA appearances.

coach and recruiting coordinator. A year later she assumed the head coaching position at Northern Illinois where she established a program of national recognition.

She has coached three Kodak District

IV all-Americans, two Olympic Festival athletes, and one USA team participant in Basketball Writers' Association all-American E.C. Hill. She earned Women's Basketball Coaches Association (WBCA) District IV "Coach of the Year" honors in 1990, and in 1993, was the assistant coach for Team USA which earned a bronze medal at the World University Games.

In 1992, Albright-Dieterle helped direct the USA Junior National team to a silver medal performance in the Pan American Confederation World Championship in Mexico. She was also a U.S. Olympic Festival coach for the South team which won the gold medal in 1991.

The Graham, N.C., native graduated cum laude in health and physical education from Appalachian State University, where she was a letterwinner in both basketball and volleyball. She taught high school for four years in Spartanburg, S.C., prior to deciding to pursue her coaching career at Tennessee. Albright-Dieterle earned a master of science degree in physical education with emphasis in sports psychology from Tennessee in 1983.

Jane Albright became Albright-Dieterle with her marriage to Dave Dieterle on August 17, 1991. Dieterle is the Executive Director of the Illinois Council on Economic Education at Northern Illinois University.

Jane Albright-Dieterle's Career File

Season	School/Position	Record	Conf.	Head Coach	Team Accomplishments
1981-82	Tennessee-Grad. Asst.	22-10 (.688)		Pat Head Summitt	NCAA Final Four
1982-83	Tennessee-Grad. Asst.	25- 8 (.758)		Pat Head Summitt	NCAA Final Eight
1983-84	Cincinnati-Asst. Coach	16-12 (.571)		Sandy Smith	
		Recruiting Coordinator			
1984-85	N. Illinois-Head Coach	15-13 (.536)	11-7	Jane Albright	MAC Post-Season Tournament
1985-86	N. Illinois-Head Coach	8-19 (.296)	6-12	Jane Albright	
1986-87	N. Illinois-Head Coach	11-16 (.407)	-	Jane Albright	
1987-88	N. Illinois-Head Coach	14-14 (.500)	6-4	Jane Albright	4th, North Star Conference
1988-89	N. Illinois-Head Coach	23- 7 (.767)	12-2	Jane Albright	2nd, North Star Conference
1989-90	N. Illinois-Head Coach	26- 5 (.839)	12-0	Jane Albright	1st*, North Star Conference, NCAA 2nd Round
1990-91	N. Illinois-Head Coach	25-10 (.714)	12-2	Jane Albright	2nd, North Star Conference 7th, National Women's Invitational (NWIT)
1991-92	N. Illinois-Head Coach	18-14 (.563)	8-4	Jane Albright-Dieterle	2nd*, North Star Conference, NCAA 2nd Round
1992-93	N. Illinois-Head Coach	24- 6 (.800)	15-1	Jane Albright-Dieterle	1st*, Mid-Continent Conference, NCAA 1st Round
1993-94	N. Illinois-Head Coach	24- 6 (.800)	18-0	Jane Albright-Dieterle	1st, Mid-Continent Conference, NCAA 1st Round
TOTAL	10 years	188-110 (.631)		Head Coach, Northern Illinois University	

* Indicates won conference tournament

Albright-Dieterle's Career Highlights

Coach of the Year Honors

- 1994—Illinois Basketball Coaches Assoc.
- 1993—Mid-Continent Conference and Illinois Basketball Coaches Assoc.
- 1991—Illinois Basketball Coaches Assoc.
- 1990—Women's Basketball Coaches Assoc. District IV, North Star Conference
- 1989—North Star Conference

USA Basketball Coaching

- 1993—USA National Team at World University Games, bronze medal, asst. coach
- 1992—USA Junior Team at Pan American Basketball Confederation Junior World Championship, silver medal, asst. coach
- 1991—U.S. Olympic Festival, gold medal, head coach of the South team


National Recognition

Teams

- 1994—NCAA Tournament 1st round
- 1993—NCAA Tournament 1st round
- 1992—NCAA Tournament 2nd round
- 1991—NWIT, 7th place
- 1990—NCAA Tournament 2nd round
- 1990—NCAA Division I Scoring Leader (94.5 pts. per game); free throw percentage leader (.775)

Individuals

- U.S. Olympic Festival
- E.C. Hill, NIU—1991
- Carol Owens, NIU—1986
- Kodak All-Americans (District IV)
- E.C. Hill, NIU—1993 (National Honorable Mention All-American)
- Lisa Foss, NIU—1991
- Carol Owens, NIU—1989, 1990
- Basketball Writers' All-American
- E.C. Hill, NIU—1994
- USA Basketball Team
- E.C. Hill, NIU—1993



Jane Albright-Dieterle is introduced to the Madison media as Wisconsin's fourth head women's basketball coach at a news conference May 26, 1994, on the occasion of her 39th birthday. Bucky Badger officially welcomed the new coach with balloons.

Assistant Coaches



Sue Semrau

Sue Semrau begins her first year at Wisconsin and her fourth year as the first assistant coach and recruiting coordinator working with Jane Albright-Dieterle. Semrau arrived at Northern Illinois in 1991, and has contributed to NIU's three straight NCAA tournament appearances.

Prior to her appointment at NIU, she was the head basketball coach at Occidental College in Los Angeles for four years. She compiled a 51-47 record at the Division III institution while concurrently serving as the assistant athletic director.

At Occidental, Semrau also coached two seasons of soccer while assuming her regular administrative responsibilities for recruiting, scheduling, fundraising and promotions. She served on the NCAA regional selection committee and chaired the Southern California Intercollegiate Athletic Conference for women's basketball.

Before coaching at Occidental, Semrau worked as the public relations and promotions director for the L.A. Heat professional soccer team from 1986-87, and served as the public relations director for the Seattle Storm soccer team the previous year. She was the assistant basketball coach at Santa Monica High School in 1986-87.

As a player, Semrau graduated from Shorecrest High School in Seattle, Wash., while earning all-conference honors as a guard her senior year. She attended the University of Puget Sound two years, earning Freshman of the Year honors. In 1984, Semrau transferred to the University of San Diego where she ranks 13th in all-time scoring, and fourth in all-time assists in just two years. She graduated with a bachelor's degree in communications from the University of California-San Diego in 1985, and earned her masters degree in athletic administration from the University of Southern California in 1988.

"I think my staff is an exciting blend of people, both personally and professionally.

I believe that they understand where I want to go with the program. I'm excited about the experiences they've had at different levels of the game, and think they will add to the individual player development, recruiting, and the total team atmosphere."

Jane Albright-Dieterle



The Badger assistant coaching staff blends years of playing and coaching experience at different levels of basketball. The enthusiastic staff includes Angie Johnson (L), first assistant Sue Semrau (C), and Bridgett Bonds Williams.



Bridgett Bonds Williams

Bridgett Bonds Williams begins her first season with the University of Wisconsin women's basketball staff and her first year under Jane Albright-Dieterle.

Williams played power forward at Southern Illinois-Carbondale from 1984-88, where she earned Kodak All-America District V honors and was the Gateway Conference most valuable player in 1987. As the Saluki's leading rebounder, she led SIU to unbeaten seasons in Gateway Conference play and league crowns in 1986 and 1987. The Salukis qualified for back-to-back appearances in the NCAA tournament those same years. A SIU career top-10 record holder in points, rebounds, blocks and assists, Williams was inducted into the SIU Athletic Hall of Fame in 1993.

The St. Louis native received both her bachelor's degree in advanced technical studies in 1988, and her master's degree in vocational education studies in 1990 from SIU. She has been the assistant coach at her alma mater the past two years, and served as the head girls basketball coach at Lincoln Junior High School in Carbondale from 1990-92. She also assisted two years at John A. Logan College in Carterville, IL.



Angelia Y. Johnson

Angelia Y. (Angie) Johnson begins her first year as the restricted earnings coach with the University of Wisconsin women's basketball program.

She has served as the assistant basketball coach at the Paul G. Blazer High School in her hometown of Ashland, Ky., the past three years. She was also the head coach for the George M. Verity Middle School one year where her seventh and eighth grade teams combined for a 35-5 record, and coached the Crabbe Elementary school grade school girls.

Johnson was a scholarship player at the University of Louisville from 1987-91. A 5-11 center, she still ranks among the top 10 in career records at Louisville in rebounds and games played with 621 caroms in 120 games played. She led her team as a junior in rebounding with 7.1 per game, and in free throw accuracy hitting .750 percent.

A biology major, she was honored as the Ed Kallay Senior Award winner in 1991, and was a Woodford R. Porter Scholar from 1987-91.

1994-95 Preview — The Dawn of a New Era

The Badger women's basketball team will take on a new look this season—both on the sidelines and on the floor.

New coach, Jane Albright-Dieterle presents BadgerBall, an up-tempo, in-your-face defensive style that's guaranteed to entertain fans and hassle opponents.

While at Northern Illinois University, Albright-Dieterle's teams used such an oppressive defense in combination with a potent offense to lead the nation in 1990 with 94.5 points per game. The 1993 team ranked fifth in the country in scoring with 84.7 points per contest.

The following discussion gives an overview of the the new coach's outlook prior to Albright-Dieterle working with her new team.

"I think the goal of every team in the country is to get to the NCAA tournament. I don't mind saying that to anybody because no matter where you finished the year before, everybody wants to play in the NCAA tournament."

Jane Albright-Dieterle

Why the move to Wisconsin after a successful 10-year tenure at Northern Illinois?

"There was just something inside of me that wanted to try something else. After 10 years, you begin to do the same things year after year. You need a new challenge in a new league."

Wisconsin has not had a tradition of success in women's basketball. What are your first-year goals at Wisconsin, and ultimately, what is the long-term potential of this program?

"Our first-year goal is to make sure that the players have a positive experience within the course of what we're doing—whether we're traveling, playing or practicing. That's the foundation. You have to be doing all those things to get in the recruits

that you want to get and prove that it's going to be a positive experience for them.

"It's hard to evaluate other first year goals because I haven't seen the team play. But I think every team in the country's goal is to get to the NCAA tournament. I don't mind saying that to anybody because no matter where you finished the year before, everybody wants to play in the NCAA tournament."


Barb Franke has been a member of two USA Junior National teams. What will be her role in this rebuilding process?

"She'll definitely be a strong inside force for us and a major cog in our system. To have an inside-outside tact will be what we strive to have, and from her stats from last year and from the experience she's gained

in USA basketball, you add that up and you have a great combination. Anytime you can play in the summer on teams that are that competitive, and everybody else is just playing in pick-up gyms, you have an advantage."

What do you know about the Wisconsin program and its remaining roster of players? What are your concerns going into this year?

"I know very little about the team. We recruited several of the players, but never having played Wisconsin while at Northern, it's not a program that we've really studied a lot. The top players I am aware of from recruiting, but I'll be learning as we go. It's hard to tell about the recruiting class, not having seen most of them play."



Barb Franke earned a spot on the 1994 and 1992 U.S. Junior Select Basketball teams. She returns for her junior season after earning all-Big Ten second team honors while leading Wisconsin last season with 19.2 points and 8.3 rebounds per game.



LEFT: Juniors Karie Cattannach (L) of Markesan and Tracy Winkler of Chilton were both members of Wisconsin's 1992 Associated Press all-state first team.

BOTTOM LEFT: Returning starter Camille Williams is one of just two seniors on the team.

"I have also not viewed the team on video. With all the different experiences these players have been through, I thought that



they needed a situation in which they could work really hard over the summer and come in on equal ground. So I told them I wouldn't watch any video. One of the questions in my mind is depth because I haven't seen a number of the players play. I do know that the teams in the Big Ten that are of Final Four caliber have a tremendous amount of depth. I know that is the key when you play a team like Iowa. My other concern is the turnovers. It's a bit of an oxymoron to say you lead the Big Ten in shooting percentage but you lead in turnovers, too. So you're not gaining anything if you can't maintain possession and get the shot off. I don't have any tricks up my sleeve except that the offenses that we put in are not going to be complicated. They're going to be very simple. We're going to play an uptempo run-and-gun kind of basketball. We're going to shoot a lot of times before we have a chance to turn the ball over, I hope."

What style of play will you bring to Wisconsin? Describe "*BadgerBall*."

"It's an up-tempo type of offense—looking for a good shot and having the freedom to take it. The catalyst for that will be rebounding and defense—being able to control the boards and playing an in-your-face, half-court defense; pressure defense; try to force a lot of turnovers,

"BadgerBall is an up-tempo type of offense—looking for a good shot and having the freedom to take it. The catalyst for that will be rebounding and defense—being able to control the boards and playing an in-your-face, half-court defense."

Jane Albright-Dieterle

steal the ball and capitalize on our defense."

What assets does Wisconsin have from a recruiting standpoint?

"Tremendous untapped potential. The location—it's near Chicago, Milwaukee. The campus is one of the most beautiful I've ever seen. The academics—it's a top academic institution. And just being

involved in an athletic department that in the past several years has become very successful. Being a part of that success makes you very enthusiastic and I think anyone would want to be a part of that."

What does being in the Big Ten Conference mean to you?

"Every game's going to be tough. It doesn't matter which team you're going to be playing, you have to be ready to play. There's not a team in the conference that you can consider a sleeper. We're going to be playing the top teams in the country and against the top coaches in the country. The respect I have for all of them is very high. I think I'll learn a lot from them. I'll probably not say a lot for a long time and just watch and learn from them."

What has been your experience with playing schools in the Big Ten?

"Very positive. We've played them home and away, and we've been able to be very

successful at home, but on the road we haven't been. I think that's part of the magic of the Big Ten. You're supposed to win at home. I've found the teams to be very physical, and to be very well prepared for anything you throw at them, and to have a lot of depth."

How do you feel about the inaugural Big Ten tournament?

"For a program like us that's just trying to get off the ground it's tremendous. We probably won't have our best team on the floor in December or even early January. It gives you a later date to shoot for that you want to be prepared for. It's a second chance type of thing. It gives you some more time and an opportunity to peak when you want to peak."

What will be the most difficult part of this coaching transition?

"Going to new gyms and learning the atmosphere of new gyms. The personnel on the teams, the systems. What they're going to do, what they're known for, the coaches' styles. Although I've never been a coach that's changed a lot of what I've done to counteract what someone else is doing, it's good to know that."

"It will also be an adjustment being from a small community with a very visible product, the best in your own little world, and then you expand your world and you're not the best in it."

"To keep confident and keep a vision of what we're going to be long-term rather than what we are this one particular day."

Outside of your goals for the basketball team, what are your other aspirations for your program both this year and in the long-term?

"I think we need to have an impact recruiting class. We're going to go after the top players in the Midwest




Senior guard Sharon Johnson is a defensive specialist that can wreak havoc for opponents with her sticks-like-glue playing capabilities.

and pinpoint some others in areas outside of it. We also need to begin an atmosphere where our game is an event—it's the most talked about thing in town. And hopefully we'll have a product that everyone will come back and see again and again. I'm very optimistic about our potential for attendance. I also want people to respect our players—that they know who our players are, and that we establish our players as role models in the community. That will show we want to give something to the community and not just take from it."

"In the Big Ten, every game's going to be tough. It doesn't matter which team you're going to be playing, you have to be ready to play. You're not going to have a team in your conference that you can consider a sleeper."

Jane Albright-Dieterle



Sophomore Katie Voigt was Wisconsin's representative on the Big Ten all-Star team that traveled to England this past summer and was undefeated in six competitions.

1993-94 Badger Review

Wisconsin finished a disappointing season at 13-14, and placed ninth in a tight conference race with six wins and 12 losses. Expectations for the season were high with the return of Barb Franke, the 1992 Big Ten Freshman of the Year, who sat out the 1992-93 season with a knee injury. Franke, a 6-2 center, was a major contributor two years ago when Wisconsin attended its first NCAA tournament and finished the 1991-92 season at 20-9.

The Badgers began the 1993-94 season by winning seven of their first nine games including a six-game win streak to complete the non-conference season with a 7-2 record. Wisconsin opened the Big Ten season with a 67-74 loss to then-second-ranked Iowa at home, and immediately added two more close losses on the road to Minnesota (84-89) and Michigan State (59-62). Overall, Wisconsin was 9-6 at home, and 4-8 on the road including losing four Big Ten road games by a total of 13 points (three by three points or less).

A major contributor to the close games was Wisconsin's penchant for turnovers. The Badgers set a school

record 42 turnovers against the Penn State press, and had seven games where they had 30 or more turnovers (4-3 record). Wisconsin averaged a school season record of 25.3 errors per game.

Despite the turnovers, the 1993-94 team did make a positive impact on the Badger record books as the best shooting team in Wisconsin women's basketball history. School season records for best field goal percentage and best three-point field goal percentage were set last season with .466 percent from the field, and a .351 conversion rate on three-point goals.

Wisconsin also had its best shooting performance against Big Ten teams with a field goal percentage of .458. A season record for most free throws attempted was also set with 23.8 attempts per game. The Badgers set a single game best in hitting .621 percent in the 108-58 win over UW-Milwaukee, and set a school record for three-point percentage hitting 10 of 15 or .677 percent in the loss at Minnesota. Individual records for shooting were also set.

Highlighting the individual performances was Franke, who returned from knee surgery to lead the Badgers with 19.2 points and 8.3 rebounds per game. She earned all-Big Ten second-team honors while leading the Badgers in scoring in 16 games, and in rebounding in 14 games. She made .555 percent of her field goals (317-571) including 21-of-62 from three-point land (.339 percent). She ranked third in the conference in scoring (21.1) and field goal percentage (.574), and fourth in

rebounding (8.5). Franke had nine double-doubles and established new single game career highs of 34 points, 15 rebounds, five assists, and four steals this past season. She was selected to play on the USA Basketball Jones Cup team that won a gold medal in Taiwan last summer.

Franke was supported by 6-1 freshman point guard **Katie Voigt**, who was second on the team in points and rebounds averaging 12.2 points, 6.4 rebounds, and led in assists with 4.6 per game in her inaugural season. Voigt set five freshmen single game records and was second in three freshmen season records. She was a member of the Big Ten All-Star team that was undefeated in six games while traveling in England last June.

Other starters returning include senior forward **Camille Williams**, who averaged 9.9 points and 4.5 rebounds, and junior forward **Tracy Winkler** (5.2 pts/4.5 rebs). Williams had a career high 27 points against Utah while Winkler had career highs of 14 points and 11 rebounds last season.

Guard **Sharon Johnson** and forward **Jennah Burkholder** each averaged 20 minutes a game in their reserve roles. Johnson, one of only two seniors on the squad, averaged 6.9 points and 2.4 rebounds. Burkholder was third on the team in rebounding with 5.1 per game, and added 8.0 points per game. Burkholder will take a one-year leave of absence under the NCAA hardship waiver following the birth of her child. She will remain in school and on scholarship, and is expected to return for the 1995-96 basketball season. She will have three years of eligibility remaining.

Guards **Stacy Riemer**, **Kesa Dillon** and **Karie Cattanaach**, who returned after knee surgery in 1992, played reserve roles last season. Riemer, a freshman point guard, played in 18 games averaging 5.4 minutes. Cattanaach played in all 27 games and averaged 2.3 points. Dillon played in 16 games averaging six minutes per game on the season.

Not returning are seniors **Dolly Rademaker** and **Rebecca Leet**. Leet received a medical discharge because of post-concussive syndrome from injuries received in during the 1992-93 season. Rademaker graduated as Wisconsin's all-time best long-distance shooter. She averaged 10.3 points per game and finished her career as Wisconsin's all-time three-point goal specialist with 173-480 career three-point goals and attempts for a .360 career percentage.



Long distance shooter, Dolly Rademaker, averaged 10.3 points per game last season and finished her career as Wisconsin's all-time three-point goal specialist.

The 1994-95 Badgers

34



KARIE CATTANACH


1993-94: Returned from knee surgery a year ago to play a reserve role in all 27 games ... averaged 2.3 points and 1.6 rebounds while playing 10 minutes per game ... recorded a career-high eight points against Northeastern Illinois ... **1992-93** Redshirt year ... **High School:** 1992 *Associated Press* first-team all-state selection ... injured right knee during a WIAA sectional game and underwent reconstructive surgery in April of 1992 ... averaged 22 points, six assists and five steals per game her senior year ... was a first-team all-conference and all-Oshkosh player four years ... led conference in scoring and assists ... all-area and all-conference MVP as a senior ... averaged 16 points, nine rebounds, and 5.6 assists per game while leading her team to the 1991 WIAA Division 3 Championship ... also played volleyball and softball earning all-conference honors ... **Personal:** Born 2-5-74; parents are Tom and Lynn Cattanach; Nickname is Kit Kat ... **Interests:** Favorite Subject: African Storyteller ... Favorite Meal: Chajitas ... Favorite Song: "Dreams" by Gabrielle ... Favorite Book: *The Firm* by John Grisham ... Favorite Movie: *Lethal Weapon* ... Favorite Color: Mauve ... Activities of Interest: Reading, waterskiing, boating, volleyball ... Person(s) Most Admired: My parents ... **Major:** Business ... Career Goal: Own my own business ... What I like best about the UW: The people

Why I came to the University of Wisconsin: "Wisconsin has great academics and a very diversified campus."

Junior/Sophomore
5-10 Forward/Guard
Markesan, WI
Markesan High School
Coach: Dan Sigurslid

Career Highs:

Points—8 vs. NE Illinois, 12/11/94
 Field Goals—3 (three times)
 Field Goal Attempts—10 vs. Ill.-Chicago, 12/13/94
 3-Pt. Goals—2 (twice)
 3-Pt. Attempts—7 vs. Ill.-Chicago, 12/13/94
 Free Throws—1 (three times)
 Free Throw Attempts—3 vs. Ill.-Chicago, 12/13/94
 Rebounds—6 vs. Ill.-Chicago, 12/13/94
 Assists—2 (twice)
 Steals—2 (three times)
 Blocks—1 vs. Ill.-Chicago, 12/13/94




Career Record:

Season	G/S	FG	FGA	PCT	3PT	3PTA	PCT	FT	FTA	PCT	REB	AVG	PF/D	A	TO	BL	ST	MIN	PTS	AVG
1992-93	Redshirt Year																			
1993-94	27/0	23	71	.324	14	46	.304	3	9	.333	42	1.6	31/0	8	14	1	13	281	63	2.3
Totals	27/0	23	71	.324	14	46	.304	3	9	.333	42	1.6	31/0	8	14	1	13	281	63	2.3

KESA DILLON

1993-94: Played a reserve role in 16 games as a three-point specialist ... **1992-93:** Served as a sparkplug off the bench with her defensive hustle and three-point shooting ... played in 15 games averaging 0.9 points and 1.0 rebounds per game ... **1991-92:** Red-shirt year ... **High School:** All-conference selection ... named team MVP averaging 12 points and eight rebounds per game ... North Coast selection ... Jack-in-the Box scholar with a GPA over 3.0 ... led team to conference championship ... named athlete of the year ... comes from basketball family—her father played at USC in the sixties ... **Personal:** Born 8-7-73; parents are Deborah Dillon and Harvey Dillon; Nickname is K.D. ... **Interests:** Favorite Subject: Journalism ... Favorite Meal: Gumbo ... Favorite Song: "Show Me Love" by Robin S. ... Favorite Book: *Waiting To Exhale* by Terry McMillan ... Favorite Movie: *Steel Magnolias* ... Favorite Color: Green ... Activities of Interest: Cooking, reading, dancing, writing, all sports ... Person(s) Most Admired: My parents ... **Major:** Agricultural journalism ... Career Goal: Own my own magazine ... What I like best about the UW: Strong school spirit (academic and sports)

Why I came to the University of Wisconsin: "I came because of the impressive academic standards, strong athletic tradition, and a beautiful campus."



Senior/Junior
5-10 Guard
Oakland, CA
Holy Names High School
Coach: Lee Conboy

Career Highs:

Points—4 (twice)
 Field Goals—2 vs. Penn State, 2/23/94
 Field Goal Attempts—4 vs. Northwestern, 2/29/93
 3-Pt. Goals—1 (twice)
 3-Pt. Attempts—2 (twice)
 Free Throws—2 vs. Illinois, 1-22-93
 Free Throw Attempts—2 (twice)
 Rebounds—3 (three times)
 Assists—1 (four times)
 Steals—2 (two times)
 Blocks—0

Career Record:

Season	G/S	FG	FGA	PCT	3PT	3PTA	PCT	FT	FTA	PCT	REB	AVG	PF/D	A	TO	BL	ST	MIN	PTS	AVG
1991-92	Redshirt Year																			
1992-93	15/0	5	15	.333	2	3	.667	2	3	.667	15	1.0	12/0	3	5	0	2	67	14	.9
1993-94	16/0	4	16	.250	0	5	.000	1	3	.333	13	.6	19/0	1	15	0	5	98	9	.6
Totals	31/0	9	31	.290	2	8	.250	3	6	.500	28	.9	131/0	4	20	0	7	165	23	.7

44



Senior/Junior
6-2 Forward
Cedar Falls, IA
Cedar Falls High School
Coach: Richard Hach

Career Highs:

Points—34 vs. Michigan State, 2/13/94
 Field Goals—12 vs. Minnesota, 3/8/94
 Field Goal Attempts—24 vs. Minnesota, 3/8/94
 3-Pt. Goals—2 (three times)
 3-Pt. Attempts—4 (twice)
 Free Throws—13 vs. Purdue, 2/6/94
 Free Throw Attempts—17 vs. Ohio State, 1/28/94
 Rebounds—15 (twice)
 Assists—5 vs. Ohio State, 2/27/94
 Blocks—4 (twice)
 Steals—4 vs. Purdue, 2/6/94

Career Record:

Season	G/S	FG	FGA	PCT	3PT	3PTA	PCT	FT	FTA	PCT	REB	AVG	PF/D	A	TO	BL	ST	MIN	PTS	AVG
1991-92	29/29	128	236	.542	7	24	.292	65	110	.591	201	6.9	104/5	19	17	15	39	655	328	11.8
1992-93	Redshirt Year																			
1991-92	27/27	189	335	.564	14	38	.368	125	173	.723	225	8.3	84/2	44	118	19	29	817	517	19.2
Totals	56/56	317	571	.555	21	62	.339	190	283	.671	426	7.6	188/7	63	195	34	68	1474	845	15.1

BARB FRANKE

1994-94: Returned from knee surgery to lead the Badgers in scoring with 19.1 points and rebounding with 8.3 per game ... second team all-Big Ten honors ... made her second USA Junior national team as a R. Williams Jones Cup team gold medalist traveling to Taipei, Taiwan ... set career highs of 34 points and 15 rebounds while recording nine-double-doubles ... led the team in scoring in 17 games ... Big Ten Conference Rankings: third in scoring and fourth in rebounding; third in field goal percentage (.564) ... UW Career Rankings: 10th in UW career scoring (845 points); 13th in rebounding (426); 1st in field goal percentage (317-571, .555) ... **1992-93:** Sustained season-ending right knee injury in pre-season exhibition game ... had ACL surgery in January of 1993 ... **1991-92:** 1992 Big Ten Freshman of the Year ... led USA Women's Junior National Select basketball team in scoring in five-game tour, averaging 16 points per game ... finished third on the UW team in scoring averaging 11.3 points per game ... led the team in field goal percentage at .542 (128-236) ... finished second on the team in rebounding with 6.9 per game ... started all 29 games as a freshman ... had a career high 21 against Indiana ... led or tied for rebounding honors in 13 games including a career high 12 against Michigan ... **High School:** Miss Iowa Basketball for the 1990-91 season ... led team to state five-on-five championship ... averaged 19.6 points and 12.4 rebounds per game ... 1991 AAU 18 and under all-American with team finishing second overall ... first team all-state, all-district, all-conference and all-metro selection ... named co-MVP of Big Eight Conference with Badger teammate Camille Williams ... named all-state, all-conference and all-metro in volleyball ... holds school record in high jump ... **Personal:** Born 9-2-73; parent is Mary Franke; Nickname is Babs ... **Interests:** Favorite Subject: Math ... Favorite Meal: Lasagna ... Favorite Song: "Changes" by Christopher Williams ... Favorite Book: *Pelican Brief* by John Grisham ... Favorite Movie: *When a Man Loves a Woman* ... Favorite Color: Red ... Activities of Interest: All sports, horses ... Person(s) Most Admired: My family ... **Major:** Agricultural business management ... Career Goal: Business marketing and be a television broadcaster ... What I like best about the UW: The size and the atmosphere

Why I came to the University of Wisconsin: "I was attracted to the status of a Big Ten school, it was a friendly atmosphere, and it offered me the opportunity to help develop an expanding program."



SHARON JOHNSON

1993-94: Was a top player off the bench averaging seven points in 20 minutes of play ... had career a high eight rebounds vs. Michigan State, and hit double figures in eight games ... was first on the team in steals with 41 ... **1992-93:** Played in 24 games starting eight at point guard ... established career highs of 17 points, 6 assists and 8 rebounds ... finished fourth on the team with 7.1 points per game ... also averaged 3.0 rebounds and 1.8 assists ... suffered a concussion mid-season that caused her to miss three games ... **1991-92:** Played in 28 games and started 14 at point guard ... averaged 4.3 points per game and 2.4 rebounds per game ... finished fourth on the team in assists with 44 ... recorded a career high 12 points against Michigan ... pulled down a career high seven rebounds against UW-Milwaukee ... **High School:** Named female athlete of the year in Tennessee for excellence in more than two sports ... won four letters each in volleyball, track, cross country, softball and basketball ... first-team all-state, all-district, all-regional and all-metro selection ... averaged 33.1 points per game and was the state's leading scorer two years ... also averaged eight rebounds, five steals, and nine assists per game ... first team all-state selection in volleyball and in track ... state long jump champion in 1990 ... also qualified for state in discus, shot put and 800-meter relay ... **Personal:** Born 11-22-72; parents are Jerry Johnson and Tommie Lee Butler; Nickname is Sha-J ... **Interests:** Favorite Subject: Women's Studies 102 ... Favorite Meal: Homemade burgers ... Favorite Song: "The Gambler" by Kenny Rogers ... Favorite Book: *My Life* by Earvin "Magic" Johnson ... Favorite Movie: "101 Dalmations" ... Favorite Color: All shades of green ... Activities of Interest: Playing the piano and alto sax ... Person Most Admired: Sue Gavin and Jerry Johnson ... **Major:** Criminal justice ... Career Goal: To give back to young people what people have given to me ... What I like best about the UW: Its willingness to change


Why I came to the University of Wisconsin: "The weather is great and it was far away from home."



Career Record:

Season	G/S	FG	FGA	PCT	3PT	3PTA	PCT	FT	FTA	PCT	REB	AVG	PF/D	A	TO	BL	ST	MIN	PTS	AVG
1991-92	28/14	43	133	.323	0	7	.000	33	46	.717	40	4.3	66/2	44	77	1	11	452	119	4.3
1992-93	24/8	62	178	.348	9	35	.257	37	66	.561	71	3.0	84/7	43	67	0	31	487	170	7.1
1993-94	27/0	74	181	.409	4	27	.148	33	56	.589	64	2.4	73/4	45	75	0	41	522	185	6.9
Totals	79/22	179	492	.364	13	69	.188	103	168	.613	203	2.6	223/13	132	219	1	83	1461	474	6.0


32



Senior
5-8 Guard
Memphis, TN
Carver High School
Coach: Robert Jones

Career Highs:

Points—17 vs. Northwestern, 2/19/93
 Field Goals—6 vs. Minnesota, 1/9/94
 Field Goal Attempts—14 vs. Chicago State, 12/8/92
 3-Pt. Goals—2 vs. Chicago State, 12/8/92
 3-Pt. Attempts—5 vs. Oklahoma State, 12/11/92
 Free Throws—7 vs. Iowa, 2/7/92
 Free Throw Attempts—8 (twice)
 Rebounds—8 (twice)
 Assists—6 (twice)
 Blocks—1 vs. Southern Illinois, 12/7/91
 Steals—5 vs. Ohio State, 2/27/94




**Sophomore/Freshman
6-1, Forward
Milwaukee, WI
Milwaukee Lutheran High
School
Coach: Randy Clinard**

JENNY RHODES

1993-94: Red-shirt year ... **High School:** 1993 first-team Lutheran High School all-American ... 1993 second-team all-Metro Conference ... averaged 9.4 points and 12.3 rebounds as a senior ... four-year starter ... ranked number one in the shot put for state private schools ... **Personal:** Born 8-20-75; parents are Sherian and B.F. Rhodes; Nickname is 'J' ... **Interests:** Favorite Subject: English literature ... Favorite Meal: Lasagna ... Favorite Song: "Keep Your Head Up" by Tupac ... Favorite Book: *The Prince and the Pauper* by Mark Twain ... Favorite Movie: The Lion King ... Favorite Color: Purple ... Activities of Interest: Watching Disney movies, hanging out with my friends, collecting anything that is purple ... Person Most Admired: Older brother, John ... **Major:** Letters and Science ... Career Goal: Graduate and enter a successful career; continue to play basketball overseas ... What I like best about the UW: The people

Why I came to the University of Wisconsin: "My host on my recruiting trip gave me enough information to help make my decision, and Wisconsin had all that I wanted."




Career Record:

Season	G/S	FG	FGA	PCT	3PT	3PTA	PCT	FT	FTA	PCT	REB	AVG	PF/D	A	TO	BL	ST	MIN	PTS	AVG
1993-934	Redshirt Year																			

STACY RIEMER

1993-94: Played a reserve role at point in 18 games averaging five minutes per contest ... **High School:** 1993 conference player of the year ... two-time first-team all-conference ... 1993 *Manitowoc Herald Times* Player of the Year ... 1992 honorable mention all-state ... averaged 15 points, 4 rebounds, 4.1 assists and 3.2 steals per game as a senior ... named to the *Appleton Post Crescent* and *Sheboygan Press* all-area teams as a senior ... member of the 1993 Wisconsin Basketball Coaches Association Division 3 and 4 South all-Star team ... set three assist records at Chilton with 350 in a career, 144 in a season and 10 in a game ... led her team to three consecutive conference titles ... member of the 1992 state Division 3 championship team with Badger teammate Tracy Winkler ... academic all-state and class valedictorian ... **Personal:** Born 2-3-75; parents are Jackie Riemer and the late Dennis Riemer; Nickname is Mickey ... **Interests:** Favorite Subject: English literature ... Favorite Meal: Prime rib or spaghetti ... Favorite Song: "Everybody hurts" by R.E.M. ... Favorite Book: *Gone With The Wind* ... Favorite Movie: *Speed* ... Favorite Color: Blue ... Activities of Interest: Reading, softball, woodworking ... Person Most Admired: My dad ... **Major:** Landscape architecture ... Career Goal: Own a landscaping company ... What I like best about the UW: The diversity of the UW students

Why I came to the University of Wisconsin: "Because of the commitment to academic and athletic excellence."



5



Sophomore
5-7 Guard
Chilton, WI
Chilton High School
Coach: Ray Milada


Career Highs:

Points—4 (twice)
Field Goals—1 vs. UW-Milwaukee, 12/9/93
Field Goal Attempts—1 (three times)
3-Pt. Goals—0
3-Pt. Attempts—0
Free Throws—4 vs. Illinois, 1/21/94
Free Throw Attempts—4 vs. Illinois, 1/21/94
Rebounds—4 vs. NE Illinois, 12/11/93
Assists—3 (twice)
Steals—0
Blocks—1 vs. Toledo, 11/26/93

Career Record:

Season	G/S	FG	FGA	PCT	3PT	3PTA	PCT	FT	FTA	PCT	REB	AVG	PF/D	A	TO	BL	ST	MIN	PTS	AVG
1993-94	18/0	1	3	.333	0	0	.000	10	13	.769	15	.8	13/0	12	25	1	0	98	12	.7
Totals	18/0	1	3	.333	0	0	.000	10	13	.769	15	.8	13/0	12	25	1	0	98	12	.7

31



Sophomore
6-1 Guard
Woodruff, WI
Lakeland High School
Coach: Brian Maki

Career Highs:

Points—27 vs. Illinois, 2/20/94
 Field Goals—10 vs. Illinois, 2/20/94
 Field Goal Attempts—19 vs. Northwest-
 ern, 1/23/94
 3-Pt. Goals—4 vs. Illinois, 2/20/94
 3-Pt. Attempts—11 vs. Iowa, 2/7/94
 Free Throws—10 vs. Penn State, 2/23/94
 Free Throw Attempts—12 vs. Penn State,
 2/23/94
 Rebounds—12 vs. Indiana, 3/4/94
 Assists—16 vs. Ill.-Chicago, 12/13/94
 Blocks—1 (seven times)
 Steals—8 vs. Notre Dame, 12/4/93

Career Record:

Season	G/S	FG	FGA	PCT	3PT	3PTA	PCT	FT	FTA	PCT	REB	AVG	PF/D	A	TO	BL	ST	MIN	PTS	AVG
1993-94	27/27	113	248	.456	33	96	.344	70	93	.753	173	6.4	47/0	124	137	8	29	907	329	12.2
Totals	27/27	113	248	.456	33	96	.344	70	93	.753	173	6.4	47/0	124	137	8	29	907	329	12.2

KATIE VOIGT

1993-94: Started all 27 games ranking second on the team in points with 12.2, second in rebounds with 6.4, and first in assists with 4.6 per game ... second in all-time assists for the season with 124; ranked fifth in the Big Ten Conference in assists ... set five UW freshmen single game records and is second in four season records ... had single game highs of 27 points, 12 rebounds, 16 assists, 8 steals ... was Wisconsin's representative on the Big Ten all-Star team that was undefeated in six games in a tour of England last June ... **High School:** 1993 *Milwaukee Journal* Player of the Year ... 1993 "Miss Basketball" by the Wisconsin Basketball Coaches Association ... 1993 fourth team *Parade* All-American ... two-time *Associated Press* first team all-state ... 1992 *Associated Press* Player of the Year ... led her team to 52 straight wins before losing in the 1993 state championship final ... led her team to the 1992 state Division 2 championship ... averaged 23.2 points, 10 rebounds and 5 assists per game as a senior ... holds the Division 2 single game state tournament records for most points at 36, most three-point goals with five, and best three-point percentage (5 of 7) or .714 percent ... member of the Wisconsin Coaches Scouting Service team that won the 1991 World Youth 17-under Championship ... was ranked 14th by Blue Star Basketball National Index in 1992-93 ... also earned first team all-conference honors as an outside hitter/middle blocker three years while her team placed third in the 1992 and second in the 1991 WIAA state championship ... earned basketball academic all-state honors in 1993 ... member of National Honor Society and class valedictorian in 1993 ... **Personal:** Born 4-7-75; parents are Ted and Gretchen Voigt; father played basketball at UW-Madison from 1967-69, and later was the assistant basketball coach to John Powless, 1971-74; Nickname is Kates ... **Interests:** Favorite Subject: Nutritional science ... Favorite Meal: My mom's tacos ... Favorite Song: "Don't Walk Away" by Jade ... Favorite Book: *Bible* ... Favorite Movie: *Hoosier's* ... Favorite Color: Forest green ... Activities of Interest: Volleyball, biking, going to the beach, watching basketball games (especially watching my brothers play) ... Person(s) Most Admired: My parents ... **Major:** Education ... Career Goal: Win the NCAA national championship and play on the Olympic team; become a teacher and a coach ... What I like best about the UW: My teammates and I like the city of Madison

Why I came to the University of Wisconsin: "I wanted to help build the UW women's basketball program, and the university is fairly close to my home."



CAMILLE WILLIAMS

1992-93: Played and started in all 27 ... finished third on the team in scoring average with 9.9 points per game ... also averaged 4.5 rebounds per game ... led the team in field goal percentage connecting on 82 of 108 attempts for 75.9 percent ... set a career high of 27 points against Utah ... led the team in scoring in two games and in rebounding in one

1992-93: Played in 27 games starting 25 ... Badgers' second-leading scorer with 12.3 points per game ... led the team with 5.3 rebounds per game ... finished second on the team in field goal percentage connecting on 111 of 216 attempts for 51.4 percent ... set a UW record for most free throws made in Big Ten competition with 72 ... also set records for most free throw attempts with 166 overall and 111 in Big Ten competition ... tied a school record for best free throw percentage in a game hitting 10 of 10 free throws twice ... set career highs of 24 points against Michigan and 11 rebounds against San Francisco ... ranks fourth in career field goal percentage (.508) ... was a member of the Big Ten all-start team that toured Hungary ... **1991-92:** Played in all 29 games as a freshman starting one ... averaged 3.8 points and 3.0 rebounds per game ... finished fourth on the team in field goal percentage (.494) making 43 of 87 attempts ... led the team in blocks with 16 ...

High School: Unanimous choice for all-state, all-metro and all-conference honors ... honorable mention *Street & Smith* high school all-American ... averaged 19.6 points and 11.8 rebounds per game ... shot over 58 percent from the field ... named co-MVP of Big Eight Conference along with Badger teammate Barb Franke ... set the state scoring record for most points in one game with 46 ... named the MVP of the Iowa state regional AAU tournament ... team finished second at the 1991 AAU National 18 and under Championship ... holds eight individual school records ... also named first team all-conference in volleyball ...

Personal: Born 7-4-73; parent is Charlotte Williams ... **Interests:** Favorite Subject: Cultural studies ... Favorite Meal: Lasagna ... Favorite Music: Gospel ... Favorite Book: *I Know Why the Caged Bird Sings* by Maya Angelo ... Favorite Movie: Speed ... Favorite Color: Black ... Activities of Interest: Playing volleyball, reading ... Person Most Admired: My mother ... **Major:** Agricultural business management ... Career Goal: Make it to the NCAA tournament and own my own business ... What I like best about the UW: The campus

Why I came to the University of Wisconsin: "A degree is going to mean something and it's a great school. I could fit in with the team and the uptempo style of play. The campus is just beautiful, and there is a lot to do other than just basketball."



Career Record:

Season	G/S	FG	FGA	PCT	3PT	3PTA	PCT	FT	FTA	PCT	REB	AVG	PF/D	A	TO	BL	ST	MIN	PTS	AVG
1991-92	29/1	43	87	.494	0	0	.000	25	44	.568	87	3.0	50/0	10	37	16	28	490	111	3.8
1992-93	27/25	111	216	.514	0	1	.000	110	166	.663	143	5.3	63/1	28	79	20	35	832	332	12.3
1993-94	27/27	90	185	.487	4	17	.235	82	108	.759	121	4.5	53/1	34	96	9	30	790	266	9.9
Totals	83/53	244	488	.500	4	18	.222	217	318	.682	351	4.2	166/2	72	212	45	93	2114	709	8.5

33



Senior
6-0 Forward
Waterloo, IA
West High School
Coach: Tony Pappas

Career Highs:

Points—27 vs. Utah, 12/30/93
 Field Goals—9 vs. Utah, 12/30/93
 Field Goal Attempts—16 vs. Wagner, 12/5/93
 3-Pt. Goals—3 vs. Utah, 12/30/93
 3-Pt. Attempts—4 vs. Utah, 12/30/93
 Free Throws—10 vs. UW-Green Bay, 12/1/92
 Free Throw Attempts—10 vs. UW-Green Bay, 12/1/92
 Rebounds—11 vs. San Francisco, 1/4/93
 Assists—5 vs. Michigan, 1/16/94
 Blocks—5 vs. Creighton, 11/26/91
 Steals—4 (twice)



TRACY WINKLER

1993-94: Played and started in all 27 games ... averaged 5.2 points per game ... tied for third on the team with 4.5 rebounds per game ... finished second on the team in blocks with 18 ... recorded a career high 14 points against Toledo and 11 rebounds against UW-Green Bay ... **1992-93:** Played in all 27 games, starting five ... averaged 3.2 points and 2.9 rebounds per game ... finished fourth on the team in field goal percentage hitting 32 of 75 shots for 42.7 percent ... finished third on the team in blocks with 11 including a career high four against UW-Green Bay ... recorded a career high nine points against Penn State ... recorded career highs of seven rebounds and five assists against San Francisco ... was one of 12 selected from over 100 who tried out to participate for the North team for the U.S. Olympic Festival in San Antonio ... **High School:** 1992 first-team all-state selection ... led the Tigers to the 1992 WIAA Division 3 State Championship ... averaged 19 points and 11 rebounds per game as a senior ... also averaged four steals and three blocked shots a game ... hit 52 percent of her shots from the field ... earned first-team all-conference honors ... Chilton's all-time leading scorer and rebounder ... **Personal:** Born 12-2-73; parents are Don Winkler and Jane Winkler; Nickname is Tra (tray) ... **Interests:** Favorite Subject: Zoology ... Favorite Meal: Lobster ... Favorite Song: "The Boys of Summer" by Don Henley ... Favorite Book: *Watership Downs* ... Favorite Movie: Always ... Favorite Color: Pink ... Activities of Interest: Water skiing, downhill skiing, volleyball ... Person Most Admired: My mom ... **Major:** Pre-med ... Career Goal: Have my own practice ... What I like best about the UW: The diversity of people and the amount of things to do

Why I came to the University of Wisconsin: "The university has great academics and size, and is close but far enough away from home."

Junior
6-2 Forward
Chilton, WI
Chilton High School
Coach: Ray Mlada

Career Highs:

Points—14 vs. Toledo, 11/26/93
 Field Goals—5 (twice)
 Field Goal Attempts—9 (twice)
 3-Pt. Goals—1 vs. Northwestern, 1/23/94
 3-Pt. Attempts—2 vs. Purdue, 3/6/94
 Free Throws—8 (twice)
 Free Throw Attempts—9 vs. UW-Green Bay, 1/3/94
 Rebounds—11 vs. UW-Green Bay, 1/3/94
 Assists—5 vs. San Francisco, 1/4/93
 Blocks—4 vs. UW-Green Bay, 12/1/92
 Steals—3 vs. UW-Green Bay, 12/1/92



Career Record:

Season	G/S	FG	FGA	PCT	3PT	3PTA	PCT	FT	FTA	PCT	REB	AVG	PF/D	A	TO	BL	ST	MIN	PTS	AVG
1992-93	27/5	32	75	.427	1	2	.500	21	36	.583	86	3.2	77/2	27	34	11	15	411	86	3.2
1993-94	27/27	49	121	.405	1	6	.167	40	60	.667	122	4.5	71/2	42	63	18	25	568	139	5.2
Totals	54/32	81	196	.413	2	8	.250	61	96	.635	199	3.7	128/4	69	97	29	40	979	225	4.2

1994-95 Badger Newcomers

10



KEISHA ANDERSON

5-7 Junior/Sophomore • Point Guard

Racine, WI • Washington Park High School • University of Arizona

Coach: Jim Kerkvliet

1993-94: Red-shirt year after transferring from the University of Arizona ... **1992-93:** Point guard at the University of Arizona leading the Wildcats in scoring with 11.5 points per game ... started 26 of 27 games ... led the team in assists with 4.8 per game ... also averaged 4.0 rebounds per game ... named to the All-PAC 10 Freshman team ... leading scorer for the West team at the 1993 U.S. Olympic Festival ... **High School:** 1992 Gatorade Player of the Year ... 1991 and 1992 *Associated Press* first-team all-state ... averaged 22 points, eight rebounds, eight steals and six assists per game her senior year ... 1992 Kodak Prep All-America first-team selection ... 1992 *Parade* fourth-team all-America ... two-time *Milwaukee Sentinel* Player of the Year ... three-time first team selection by *Sentinel* and *Milwaukee Journal* ... **Personal:** Born 5-8-74; parent is Mary Jeffries; Nickname is K-dander ... **Interests:** Favorite Subject: Afro-American studies ... Favorite Meal: Lasagna ... Favorite Song: "I Will be Received" ... Favorite Book: *Malcolm X* ... Favorite Movie: "Guilty As Sin" ... Favorite Color: Black ... Activities of Interest: Listening to music, playing the drums, chatting to a friend on the telephone ... Person Most Admired: J. Alston ... **Major:** Agricultural business management ... Career Goal: Law school ... What I like best about the UW: Its willingness to try new things

Why I came to the University of Wisconsin:

"It was close to home, offered a diverse campus, and is a great place for opportunities."

43



MICHELE BURKHOLDER

6-0 Freshman • Forward

Janesville, WI • Parker High School

Coach: Tom Klawitter

High School: Member of the 1993 Wisconsin State Division I championship team ... averaged 14 points and 10 rebounds per game as a junior ... earned *Associated Press* second team honors in 1993 and was named first team all-Big Eight Conference ... played only three games her senior season after having anterior cruciate knee surgery during the summer of 1993 ... **Personal:** Born 3-7-76; parents are Evie and John Burkholder; sister Jenah was a member of the Badger basketball team last season and is sitting out the year; Nickname is Mitch ... **Interests:** Favorite Subject: Art ... Favorite Meal: Pizza ... Favorite Song: "Angel" by Aerosmith ... Favorite Movie: *Grease* ... Favorite Color: Aqua ... Activities of Interest: Sports, drawing ... **Major:** Engineering ... Career Goal: Make it to the NCAA tournament ... What I like best about the UW: Playing basketball here

Why I came to the University of Wisconsin:

"I like the school and it's close to home."

ANN KLAPPERICH


6-1 Freshman • Forward
Fond du Lac, WI • Goodrich High School
Coach: Chuck Schuette

High School: 1994 *Associated Press* and *Milwaukee Journal* Player of the Year ... averaged 21.1 points and 14 rebounds her senior year ... also averaged 4.1 steals and 3.6 assists per game ... earned all-conference and all-state first-team honors ... **Personal:** Born 10-2-75; parents are Gene and Pat Klapperich; Nickname is Klap ... **Interests:** Favorite Subject: U.S. History ... Favorite Meal: Lasagna ... Favorite Song: "Wind Beneath my Wings" by Sheena Easton ... Favorite Book: *The Client* by John Grisham ... Favorite Movie: *The Little Mermaid* ... Favorite Color: Forest green ... Activities of Interest: Listening to music, playing softball and volleyball ... Person Most Admired: Angela Aycok ... **Major:** Undeclared ... What I like best about the UW: Madison is a great town with a lot going on

Why I came to the University of Wisconsin:

"The education is top notch, I'm close to my family, and there is a lot of basketball talent here."

22



JENNI WESTPHAL


5-7 Freshman • Guard
Marinette, WI • Marinette High School
Coach: Gerry Brown

High School: 1994 third-team all-state honors ... averaged 20.1 points, 5.0 rebounds, 6.0 assists and 5.0 steals her senior year ... three-time all-conference selection ... named team and conference most valuable player her senior year and finisher her career as the school record-holder for most points scored in a season and a career ... named a "Top 25 Senior" by the Wisconsin Basketball Coaches Association ... selected to the 1994 WBCA All-Star Division II team ... led her team to the 1993 WIAA Division I quarterfinals and earned all-state third team honors ... a nine-time state track champion in the 400 and 800-meters and relays ... **Personal:** Born 12-22-75; parents are Fred and Karla Westphal; twin sister Janet is on a track scholarship at the UW ... **Interests:** Favorite Subject: English ... Favorite Meal: Vegetable lasagna ... Favorite Song: "Mama Said Knock You Out" by L.L. Cool J. ... Favorite Book: *Bo Knows Bo* ... Favorite Movie: *How the Grinch Stole Christmas* ... Favorite Color: Purple ... Activities of Interest: Hunting, fishing, canoeing, and just about any kind of sport ... Person Most Admired: Bo Jackson ... **Major:** Wildlife management ... Career Goal: Outdoor ecology ... What I like best about the UW: UW-Madison has an exciting atmosphere

Why I came to the University of Wisconsin:

"UW-Madison has a tradition of excellence in academics and athletics. I wanted to be a part of that."

24



Coaching Records

YEAR	OVERALL(PCT.)		HOME/AWAY		BIG TEN	BT FINISH	REGIONAL	NATIONALS
Coach: Marilyn Harris (two years—16-20 .444)								
1974-75	11-7	(.611)	6-2	5-5				
1975-76	5-13	(.277)	3-4	2-9				
Coach: Edwina Qualls (ten years—131-141 .482; Big Ten Record 31-41 .430)								
1976-77	7-14	(.333)	3-4	4-10		8th (Tie)		
1977-78	14-10	(.583)	5-5	9-5		7th (Tie)	5th (Tie)	
1978-79	13-11	(.541)	7-3	6-8		7th (Tie)		
1979-80	11-16	(.407)	4-4	7-12		5th (Tie)	7th (Tie)	
1980-81	13-18	(.419)	6-6	7-12		5th (Tie)		
1981-82	21-13	(.618)	9-1	11-12		5th (Tie)	1st	Quarterfinals (AIAW)
			Home	Away (Big Ten Road Games)				
1982-83*	19-8	(.704)	9-4	10-4 (6-3)	11-7 (.611)	5th		
1983-84	18-10	(.642)	12-1	6-9 (5-4)	13-5 (.722)	2nd		
1984-85	11-17	(.393)	7-6	4-11 (2-7)	6-12 (.333)	7th (Tie)		
1985-86	4-24	(.143)	2-12	2-12 (0-9)	1-17 (.055)	10th		
Coach: Mary Murphy (eight years—87-135 .392; Big Ten Record 44-100 .306)								
1986-87	9-19	(.321)	4-10	5-9 (2-7)	4-14 (.222)	8th (Tie)		
1987-88	4-24	(.143)	3-10	1-14 (1-8)	2-16 (.111)	10th		
1988-89	13-14	(.481)	10-4	3-10 (0-9)	5-13 (.277)	8th (Tie)		
1989-90	8-20	(.286)	5-9	3-11 (1-8)	3-15 (.166)	9th (Tie)		
1990-91	13-15	(.464)	10-4	3-11 (0-9)	7-11 (.388)	7th		
1991-92	20-9	(.690)	12-3	8-6 (5-4)	13-5 (.722)	3rd		First round (NCAA)
1992-93	7-20	(.259)	5-8	2-12 (1-8)	4-14 (.222)	10th		
1993-94	13-14	(.481)	9-6	4-8 (2-7)	6-12 (.333)	9th		
Program Totals			20 years		234-296 (.441)			
Big Ten Totals			12 years		75-141 (.347)			
Home Totals			20 years		131-106 (.553)			

* 1982-83 was the first season of Big Ten Round Robin Competition and the first season of NCAA affiliation. 1994-95 will be the first year for the Big Ten Tournament which will determine the automatic conference qualifier to the NCAA Championship. Regional competition was held from 1975-82 while national championships were directed by the Association of Intercollegiate Athletics for Women (AIAW) prior to sponsorship by the NCAA.



Wisconsin set a school single game attendance record of 8,353 in playing host to Montana in an NCAA first-round game in 1992. The Badgers have set cumulative and Big Ten attendance records in five of the past eight years.

Freshmen Records

Single Game

Most Points

30	Pam Moore (twice), 1977-78
30	Theresa Huff, 1979-80
27	Katie Voigt, 1993-94
27	Chris Pruitt, 1981-82
28	Michele Kozelka, 1988-89

Most Rebounds

17	Pam Moore, 1977-78
17	Michelle Lowman, 1978-79
16	Kay Fredrickson, 1987-88
15	Pam Moore, 1977-78
15	Michelle Lowman, 1978-79
15	Theresa Huff, 1979-80
15	Chris Pruitt, 1981-82

Most Assists

21	Amy Bauer, 1988-89
16	Katie Voigt, 1993-94
12	Amy Bauer, 1988-89
12	Janet Huff, 1980-81
11	Amy Bauer, 1988-89

Most Steals

8	Katie Voigt, 1993-94
8	Karen O'Malley, 1985-86
8	Pam Moore, 1977-78
7	Michele Kozelka, 1988-89
7	Pam Moore, 1977-78
7	Chris Pruitt, 1981-82
7	Gina Edmonds, 1987-88

Most Blocked Shots

10	Michelle Lowman, 1978-79
9	Michelle Lowman, 1978-79
8	Lisa Bonnell, 1984-85

Most Field Goals

13	Pam Moore, 1977-78
12	Michele Kozelka, 1988-89
11	Pam Moore (twice), 1977-78
11	Chris Pruitt, 1981-82
10	Katie Voigt, 1993-94

Most Field Goals Attempted

25	Pam Moore (3 times), 1977-78
23	Pam Moore, 1977-78
22	Michele Kozelka, 1988-89

Best Field Goal Pct. (8 made min.)

1.000	(8-8), Theresa Huff, 1979-80
.833	(10-12), Faith Johnson, 1980-81
.750	(9-12), Michele Kozelka, 1988-89
.750	(9-12), Barb Franke, 1991-92

Most Free Throws (8 made min.)

10	Katie Voigt, 1993-94
9	Amy Bauer (twice), 1988-89
9	Karen O'Malley, 1985-86
9	Barb Franke, 1991-92
8	Amy Bauer (twice), 1988-89
8	Pam Moore, 1977-78

Most Free Throws Attempted (8 made min.)

12	Katie Voigt, 1993-94
11	Katie Voigt, 1993-94
11	Amy Bauer, 1988-89
10	Amy Bauer (twice), 1988-89
10	Barb Franke, 1991-92

Best Free Throw Pct. (8 made min.)

1.000	(9-9), Karen O'Malley, 1985-86
1.000	(8-8), Pam Moore, 1977-78
1.000	(8-8), Amy Bauer, 1988-89
.900	(9-10), Amy Bauer (twice), 1988-89
.900	(9-10), Barb Franke, 1991-92

Most Three-Point Goals

5	Dolly Rademaker (twice), 1990-91
4	Katie Voigt, 1993-94
4	Dolly Rademaker (twice), 1990-91
3	Dolly Rademaker (5 times), 1990-91
3	Robin Threatt, 1988-89
3	Mynette Clark, 1988-89

Most Three-Point Attempts

11	Katie Voigt, 1993-94
11	Dolly Rademaker, 1990-91
9	Dolly Rademaker, 1990-91
8	Dolly Rademaker (twice), 1990-91
7	Dolly Rademaker (3 times), 1990-91

Best Three-Point Pct. (2 made min.)

.800	(4-5), Katie Voigt, 1993-94
.750	(3-4), Robin Threatt, 1988-89
.750	(3-4), Mynette Clark, 1988-89
.667	(2-3), Kay Fredrickson, 1987-88
.667	(2-3), Dolly Rademaker, 1990-91



As the Big Ten Freshman of the Year, Barb Franke made her mark in the UW's freshmen record book. She set the season record for most free throws attempted with 110, and ranks second in field-goal percentage with .542.

Single Season

Most Points

382	Theresa Huff, 1979-80
377	Pam Moore, 1977-78
368	Chris Pruitt, 1981-82
339	Kerry Karst, 1978-79
331	Kelley Camp, 1977-78
329	Katie Voigt, 1993-94
328	Barb Franke, 1991-92

Most Rebounds

210	Theresa Huff, 1979-80
209	Pam Moore, 1977-78
206	Michele Kozelka, 1988-89
203	Michelle Lowman, 1978-79
201	Barb Franke, 1991-92

Most Assists

141	Amy Bauer, 1988-89
124	Katie Voigt, 1993-94
112	Chris Pruitt, 1981-82
108	Karen O'Malley, 1985-86
80	Kerry Karst, 1978-79

Most Steals

60	Chris Pruitt, 1981-82
60	Pam Moore, 1977-78
59	Faith Johnson, 1980-81
59	Kerry Karst, 1978-79

Most Blocked Shots

73	Michelle Lowman, 1978-79
29	Lisa Bonnell, 1984-85
28	Theresa Huff, 1979-80

Most Field Goals


165	Theresa Huff, 1979-80
163	Pam Moore, 1977-78
145	Kelley Camp, 1977-78
145	Chris Pruitt, 1981-82

Most Field Goals Attempted

383	Pam Moore, 1977-78
360	Kelley Camp, 1977-78
341	Theresa Huff, 1979-80

Best Field Goal Pct. (60 min.)

.558	(77-138), Jennah Burkholder, 1993-94
.542	(128-236), Barb Franke, 1991-92
.484	(165-341), Theresa Huff, 1979-80
.463	(118-255), Michele Kozelka, 1988-89
.456	(113-248), Katie Voigt, 1993-94



Katie Voigt set five UW freshmen single game records and ranks second in four season records.

Most Free Throws

79	Amy Bauer, 1988-89
78	Chris Pruitt, 1981-82
74	Michele Kozelka, 1988-89
70	Katie Voigt, 1993-94
65	Barb Franke, 1991-92

Most Free Throws Attempted

110	Barb Franke, 1991-92
101	Amy Bauer, 1988-89
100	Michele Kozelka, 1988-89
99	Chris Pruitt, 1981-82
93	Katie Voigt, 1993-94

Best Free Throw Pct.

.788	(78-99), Chris Pruitt, 1981-82
.782	(79-101), Amy Bauer, 1988-89
.781	(25-32), Kay Fredrickson, 1987-88
.757	(28-37), Verdell Hale, 1985-86
.753	(70-93), Katie Voigt, 1993-94

Most Three-Point Field Goals

47	Dolly Rademaker, 1990-91
33	Katie Voigt, 1993-94
11	Amy Bauer, 1988-89
10	Kay Fredrickson, 1987-88
7	Barb Franke, 1991-92

Most Three-Point Attempts

116	Dolly Rademaker, 1990-91
96	Katie Voigt, 1993-94
34	Amy Bauer, 1988-89
32	Kay Fredrickson, 1987-88
24	Barb Franke, 1991-92

Best Three-Point Pct. (7 made min.)

.405	(47-116), Dolly Rademaker, 1990-91
.344	(33-96), Katie Voigt, 1993-94
.324	(11-34), Amy Bauer, 1988-89
.313	(10-32), Kay Fredrickson, 1987-88
.292	(7-24), Barb Franke, 1991-92

Individual Single Game Records

Cumulative 1974-94

Most Points

35	Michele Kozelka vs. Illinois State, 12-30-90 (13 FG, 9 FT)
35	Lisa Bonnell vs. St. Peter's College, 1-3-88 (12 FG, 10 FT)
34*	Barb Franke vs. Michigan State, 2-13-94 (11 FG, 1-3PT, 11 FT)
34*	Robin Threatt vs. Northwestern, 1-24-93 (13 FG, 4-3PT, 4 FT)
33	Robin Threatt vs. S. Illinois, 12-30-92 (12 FG, 3-3PT, 6 FT)
33	Robin Threatt vs. Michigan, 2-14-92 (13 FG, 6 FT)
33	Chris Pruitt vs. Bradley, 12-1-83 (16 FG, 1 FT)
33	Marty Calden vs. UW-Stevens Point, 1-21-77 (13 FG, 7 FT)
32	Robin Threatt vs. Tenn-Martin, 12-12-92 (14 FG, 1-3PT, 3 FT)
32	Janet Huff vs. Ohio State, 2-12-84 (13 FG, 6 FT)
31	Lisa Bonnell vs. Minnesota, 1-10-88 (13 FG, 1-3PT, 2 FT)
30	Robin Threatt vs. Iowa State, 11-24-91 (10 FG, 10 FT)
30	Janet Huff vs. Illinois-Chicago, 12-7-83 (14 FG, 2 FT)
30	Theresa Huff vs. Illinois, 1-19-83 (14 FG, 0 FT)
30	Theresa Huff vs. Drake, 12-2-79 (15 FG, 0 FT)
30	Pam Moore vs. Northern Illinois, 1-17-78 (11 FG, 8 FT)
30	Pam Moore vs. Illinois State, 3-9-78 (13 FG, 4 FT)
29	Barb Franke vs. Northwestern, 1-23-94 (11 FG, 2-3PT, 5 FT)
29	Barb Franke vs. Purdue, 2-6-94 (8 FG, 13 FT)
29	Barb Franke vs. Minnesota, 3-8-94 (12 FG, 5 FT)
29	Robin Threatt vs. Creighton, 11-26-91 (11 FG, 1 FT)
29	Michele Kozelka vs. Minnesota, 3-2-90 (9 FG, 11 FT)
29	Michele Kozelka vs. UW-Green Bay, 12-5-89 (6 FG, 17 FT)
29	Lisa Bonnell vs. Detroit, 12-13-87 (13 FG, 3 FT)
29	Lisa Bonnell vs. San Diego, 12-30-86 (13 FG, 3 FT)

Most Field Goals

16	Chris Pruitt vs. Bradley, 12-1-83
15	Theresa Huff vs. Drake, 12-2-79
14*	Lisa Bonnell vs. Minnesota, 1-10-88
14*	Theresa Huff vs. Illinois, 1-9-83
14	Robin Threatt vs. Tennessee-Martin, 12-12-92
14	Janet Huff vs. Illinois-Chicago, 12-7-83
14	Theresa Huff vs. Missouri, 2-20-81
13	Robin Threatt vs. Northwestern, 1-24-93
13	Robin Threatt vs. Southern Illinois, 12-30-92
13	Robin Threatt vs. Michigan, 2-14-92
13	Michele Kozelka vs. Illinois St., 12-30-90
13	Lisa Bonnell vs. Detroit, 12-13-87
13	Lisa Bonnell vs. San Diego, 12-30-86
13	Janet Huff vs. Ohio State, 2-12-84
13	Janet Huff vs. Iowa, 2-22-84

Most Field Goal Attempts

27*	Theresa Huff vs. Indiana, 2-6-83
27*	Theresa Huff vs. Michigan State, 1-14-83
27	Robin Threatt vs. Tennessee-Martin, 12-12-92
27	Linda Gough vs. Lincoln College, 2-2-80
27	Pam Moore vs. UW-Oshkosh, 1-31-78
26	Janet Huff vs. Ohio State, 2-12-84
26	Lisa Bonnell vs. Iowa, 1-8-88
26	Theresa Huff vs. Indiana State, 2-5-82
25	Janet Huff vs. Iowa, 1-22-84
24	Barb Franke vs. Minnesota, 3-8-94
24	Theresa Huff vs. Illinois, 1-9-83
23	Robin Threatt vs. Creighton, 11-26-91

Best Field Goal Percentage

(12 or more attempts)

.846*	Robin-Threatt vs. Michigan State (11-13), 1-17-92
.833	Barb Franke vs. W. Illinois (10-12), 11-28-93
.833	Faith Johnson vs. Indiana (10-12), 1-30-81
.769	Barb Franke vs. Illinois (10-13), 2-20-94
.769	Michele Kozelka vs. Purdue (10-13), 1-27-91

.765	Michele Kozelka vs. Illinois State (13-17), 12-30-90
.750	Barb Franke vs. Wagner (9-12), 12-5-94
.750	Barb Franke vs. Indiana (9-12), 3-14-92
.750	Robin Threatt vs. Indiana (10-12), 1-30-91
.750	Michele Kozelka vs. UW-Green Bay (9-12), 12-7-88
.750	Megan Scott vs. Minnesota (9-12), 1-27-84
.706	Lisa Bonnell vs. Michigan State (12-17), 1-23-87
.706	Robin Threatt vs. Oklahoma State (12-17), 12-11-92

Most Three-Point Goals

6	Robin Threatt vs. Creighton, 11-26-91
5*	Dolly Rademaker vs. Minnesota, 3-8-94
5*	Dolly Rademaker vs. Michigan State, 2-13-94
5*	Dolly Rademaker vs. Northwestern, 1-23-94
5*	Dolly Rademaker vs. Minnesota, 1-9-94
5	Dolly Rademaker vs. UW-Green Bay, 1-3-94
5	Dolly Rademaker vs. Illinois-Chicago, 12-13-94
5*	Dolly Rademaker vs. Minnesota, 3-7-91
5*	Lisa Bonnell vs. Northwestern, 3-4-88
5	Dolly Rademaker vs. Creighton, 12-9-90
5	Mynette Clark vs. Washington, 11-23-90

Most Three-Point Attempts

13*	Lisa Bonnell vs. Iowa, 1-8-88
11	Katie Voigt vs. Iowa, 1-7-94
11	Robin Threatt vs. Ohio State, 3-11-92
11	Mynette Clark vs. Nebraska, 12-7-90
11	Mynette Clark vs. Michigan State, 1-11-91
11	Dolly Rademaker vs. Minnesota, 3-7-91
10	Mynette Clark vs. Montana, 3-18-92
10	Robin Threatt vs. Creighton, 11-26-91
10	Shelly Rucinski vs. Florida State, 12-4-87



Robin Threatt graduated in 1993 but still owns four single game records including most steals, best three-point and field goal percentage, and most three-point goals.

Best Three-Point Percentage

(4 or more made)

- 1.000* Robin Threatt vs. Michigan State (4 of 4), 2-18-90
- .833 Dolly Rademaker vs. Minnesota (5-6), 1-9-94
- .833 Lisa Bonnell vs. Northwestern¹ (5 of 6), 3-4-88
- .800 Shelly Rucinski vs. Iowa (4 of 5), 2-4-89
- .800 Lisa Bonnell vs. Lake Superior State (4 of 5), 12-11-88

Most Free Throws

- 17 Michele Kozelka vs. UW-Green Bay, 12-5-89
- 13* Barb Franke vs. Purdue, 2-6-94
- 12 Barb Franke vs. Ohio State, 1-28-94
- 12 Verdell Hale vs. Michigan, 1-25-87
- 11 Barb Franke vs. Michigan State, 2-13-94
- 11 Michele Kozelka vs. Minnesota, 3-2-90
- 11 Lisa Bonnell vs. Michigan, 2-28-86
- 11 Theresa Huff vs. Iowa State, 3-6-82

Most Free Throw Attempts

- 17* Barb Franke vs. Ohio State, 1-28-94
- 17 Michele Kozelka vs. UW-Green Bay, 12-5-89
- 16 Barb Franke vs. Purdue, 2-6-94
- 16 Marty Calden vs. Northwestern, 1-22-77
- 15 DeLinda Hastie vs. Fairleigh Dickinson, 1-5-88
- 14 Verdell Hale vs. Michigan, 1-25-87
- 14 Lisa Bonnell vs. Michigan, 2-28-86
- 14 Michele Kozelka vs. Illinois State, 12-30-90

Best Free Throw Percentage

(10 or more made)


- 1.00* Camille Williams vs. Penn State (10-10), 2-28-93
- 1.00 Camille Williams vs. UW-Green Bay (10-10), 12-1-92
- 1.00 Michele Kozelka vs. UW-Green Bay (17 of 17), 12-5-89
- .917 Barb Franke vs. Michigan State (11-12), 2-13-94
- .917 Michele Kozelka vs. Minnesota (11 of 12), 3-2-90
- .909 Robin Threatt vs. Iowa State (10-11), 11-24-92
- .909 Lisa Bonnell vs. St. Peter's College (10 of 11), 1-3-88
- .857 Verdell Hale vs. Michigan (12 of 14), 1-25-87
- .833 Katie Voigt vs. Penn State (10-12), 2-23-94
- .813 Barb Franke vs. Purdue (13-16), 2-6-94

Most Rebounds

- 23* Theresa Huff vs. Indiana, 2-11-83
- 23 Linda Gough vs. Lincoln College, 2-2-80
- 20 Theresa Huff vs. Michigan, 12-6-80
- 19 DeLinda Hastie vs. UW-Green Bay, 12-9-88
- 18 Janet Johnson vs. Northwestern, 2-10-89
- 18 Theresa Huff vs. Illinois-Chicago, 12-10-81
- 18 Theresa Huff vs. Loyola, 12-8-81
- 18 Theresa Huff vs. Northern Illinois, 12-2-81
- 18 Theresa Huff vs. Wichita State, 11-28-80
- 18 Ann Hall vs. UW-LaCrosse, 2-20-80
- 17 Marsha Millhouse vs. Michigan State, 2-1-85
- 17 Theresa Huff vs. Michigan State, 1-14-83
- 17 Chris Pruitt vs. Iowa, 2-23-83
- 17 Theresa Huff vs. Purdue, 3-12-83
- 16 Michele Kozelka vs. Illinois, 1-25-91
- 16 Janet Johnson vs. Indiana, 1-6-89
- 16 Kay Fredrickson vs. Fairleigh Dickinson, 1-5-88
- 16 Lisa Bonnell vs. Minnesota, 1-4-87

Most Assists

- 21 Amy Bauer vs. Detroit, 12-11-88
- 16 Katie Voigt vs. Illinois-Chicago, 12-13-93
- 14* Karen O'Malley vs. Minnesota, 1-10-88
- 14 Amy Bauer vs. Nebraska, 12-7-90



Camille Williams is an ace from the free throw line having twice hit 10-for-10 from the charity stripe in games. She led the Badger team in free throw percentage last season hitting 82 of 108 for .759 percent.

- 14 Faith Johnson vs. Eastern Illinois, 12-14-85
- 12 Amy Bauer vs. Indiana, 3-11-89
- 12 Janet Huff vs. Missouri, 3-20-81
- 12 Dot Whalen vs. UW-Oshkosh, 3-2-79
- 11 Peggy Shreve vs. Michigan, 2-12-93
- 11 Amy Bauer vs. Marquette, 1-16-90
- 11 Amy Bauer vs. UW-Green Bay, 12-7-88
- 11 Verdell Hale vs. Minnesota, 1-4-87
- 11 Chris Pruitt vs. Illinois, 2-17-85
- 11 Janet Huff vs. UW-Green Bay, 12-8-83
- 11 Nancy Fahey vs. Iowa, 2-13-81

Most Steals

- 9 Robin Threatt vs. Chicago State, 12-8-92
- 8 Katie Voigt vs. Notre Dame, 12-4-93
- 8 Robin Threatt vs. Western Illinois, 12-13-91
- 8 Robin Threatt vs. Iowa State, 11-24-91
- 8 Karen O'Malley vs. Miami of Ohio, 11-29-86
- 8* Janet Huff vs. Northwestern, 1-21-83
- 8* Janet Huff vs. Michigan State, 1-14-83
- 8 Janet Huff vs. Northeastern Illinois, 1-19-82
- 8 Pam Moore vs. Northern Illinois, 1-17-78
- 7 Robin Threatt vs. Northeastern Ill., 1-4-92
- 7 Robin Threatt vs. Ohio State, 1-12-92
- 7 Michele Kozelka vs. Valparaiso, 12-13-88

Most Blocked Shots

- 12* Janet Johnson vs. Indiana, 1-6-89
- 12 Janet Johnson vs. Detroit, 12-11-88
- 12 Janet Johnson vs. UW-Green Bay, 12-7-88
- 11 Michelle Lowman vs. Iowa, 1-23-83
- 10 Michelle Lowman vs. Illinois, 12-9-78
- 9 Michelle Lowman vs. Purdue, 1-20-79
- 8 Janet Johnson vs. Illinois-Chicago, 1-30-89
- 8 Janet Johnson vs. San Jose State, 11-27-88
- 8 Camilla Hudson vs. Ohio State, 1-18-87
- 8 Lisa Bonnell vs. Northern Iowa, 12-1-84
- 7 Inga Young vs. Minnesota, 3-5-87
- 7 Michelle Lowman vs. Illinois-Chicago, 11-26-82

* Indicates Wisconsin Record in Big Ten Play, 1983-94

Individual Single Season Records

Big Ten Play (1983-94)

Cumulative (1974-94)

Big Ten Play (1983-94)

Cumulative (1974-94)

Most Points

379	Barb Franke, 1994
350	Theresa Huff, 1983
348	Lisa Bonnell, 1988
338	Robin Threatt, 1992
328	Janet Huff, 1984
311	Robin Threatt, 1993
310	Lisa Bonnell, 1987
285	Robin Threatt, 1991
272	Mynette Clark, 1991
265	Megan Scott, 1984
256	Michele Kozelka, 1990
250	Michele Kozelka, 1991
248	Katie Voigt, 1994
242	Mynette Clark, 1992
242	Chris Pruitt, 1984
235	Faith Johnson, 1985
233	Michele Kozelka, 1989

574	Robin Threatt, 1991-92
549	Lisa Bonnell, 1987-88
540	Theresa Huff, 1981-82
517	Barb Franke, 1993-94
515	Janet Huff, 1983-84
509	Robin Threatt, 1992-93
499	Theresa Huff, 1980-81
474	Lisa Bonnell, 1986-87
458	Theresa Huff, 1982-83
448	Robin Threatt, 1990-91
445	Michele Kozelka, 1989-90
432	Janet Huff, 1981-82
420	Chris Pruitt, 1983-84
408	Mynette Clark, 1990-91
391	Mynette Clark, 1991-92
382	Theresa Huff, 1983-84
329	Katie Voigt, 1993-94

Most Rebounds

214	Theresa Huff, 1983
165	Michele Kozelka, 1991
159	Michele Kozelka, 1989
157	Janetta Johnson, 1989
153	Barb Franke, 1994
151	Michelle Kozelka, 1990
145	Megan Scott, 1984
137	Lisa Bonnell, 1987
136	Lisa Bonnell, 1988
128	DeLinda Hastie, 1987
124	DeLinda Hastie, 1988
123	Katie Voigt, 1994

394	Theresa Huff, 1981-82
303	Theresa Huff, 1982-83
294	Theresa Huff, 1980-81
260	Michele Kozelka, 1990-91
254	Vivian Rorer, 1981-82
244	Michelle Kozelka, 1989-90
241	Ann Hall, 1979-80
230	Janetta Johnson, 1988-89
225	Barb Franke, 1993-94
206	Michele Kozelka, 1991-92
206	Michele Kozelka, 1988-89
173	Katie Voigt, 1993-94

Highest Scoring Average

21.1	Barb Franke, 1994
19.4	Theresa Huff, 1985
19.3	Lisa Bonnell, 1988
19.3	Janet Huff, 1984
18.8	Robin Threatt, 1992
17.3	Robin Threatt, 1993
17.2	Lisa Bonnell, 1987
15.8	Robin Threatt, 1991
15.1	Mynette Clark, 1991
14.7	Michele Kozelka, 1990
14.7	Megan Scott, 1984
13.9	Michele Kozelka, 1991

19.8	Robin Threatt, 1991-92
19.6	Lisa Bonnell, 1987-88
19.2	Barb Franke, 1993-94
19.1	Janet Huff, 1983-84
18.9	Robin Threatt, 1992-93
16.9	Theresa Huff, 1982-83
16.9	Lisa Bonnell, 1986-87
16.6	Robin Threatt, 1990-91
16.6	Theresa Huff, 1980-81
16.3	Pam Moore, 1977-78
15.9	Theresa Huff, 1981-82
15.9	Michele Kozelka, 1989-90

Highest Rebound Average

11.9	Theresa Huff, 1983
9.2	Michele Kozelka, 1991
8.8	Michele Kozelka, 1989
8.7	Janetta Johnson, 1989
8.5	Barb Franke, 1994
8.4	Michele Kozelka, 1990
8.2	Megan Scott, 1984
7.9	Michele Kozelka, 1992
7.6	Lisa Bonnell, 1987
8.5	Janetta Johnson, 1988-89

11.6	Theresa Huff, 1981-82
11.2	Theresa Huff, 1982-83
9.8	Theresa Huff, 1980-81
9.8	Ginny Vorwald, 1976-77
9.3	Michele Kozelka, 1990-91
9.0	Pam Moore, 1977-78
8.7	Michele Kozelka, 1989-90
8.3	Barb Franke, 1993-94
8.3	DeLinda Hastie, 1987-88
7.9	Lisa Bonnell, 1987-88



Robin Threatt set a school record for most points in a single season with 574 in 1991-92. The versatile guard hit .348 from three-point range and averaged 19.8 points per game, setting a UW mark for highest scoring average. She concluded her career in 1993 as Wisconsin's all-time leading scorer for both men and women with 1,901 career points.

Big Ten Play (1983-94)**Cumulative (1974-94)****Most Field Goals**

153	Theresa Huff, 1983	232	Theresa Huff, 1981-82
143	Lisa Bonnell, 1988	223	Theresa Huff, 1980-81
140	Barb Franke, 1994	223	Lisa Bonnell, 1987-88
136	Janet Huff, 1984	221	Robin Threatt, 1991-92
129	Lisa Bonnell, 1987	217	Janet Huff, 1983-84
128	Robin Threatt, 1992	209	Robin Threatt, 1992-93
119	Robin Threatt, 1993	203	Theresa Huff, 1982-83
111	Robin Threatt, 1991	202	Lisa Bonnell, 1986-87
109	Megan Scott, 1984	189	Barb Franke, 1993-94
102	Chris Pruitt, 1984	188	Chris Pruitt, 1983-84
102	Faith Johnson, 1985	180	Janet Huff, 1981-82

Most Field Goal Attempts

324	Lisa Bonnell, 1988	510	Theresa Huff, 1981-82
314	Theresa Huff, 1983	498	Lisa Bonnell, 1987-88
301	Janet Huff, 1984	476	Janet Huff, 1983-84
291	Lisa Bonnell, 1987	444	Robin Threatt, 1992-93
274	Robin Threatt, 1993	442	Robin Threatt, 1991-92
267	Robin Threatt, 1992	438	Theresa Huff, 1980-81
252	Chris Pruitt, 1984	437	Lisa Bonnell, 1986-87
248	Robin Threatt, 1991	437	Theresa Huff, 1982-83
244	Barb Franke, 1994	428	Janet Huff, 1981-82
236	Chris Pruitt, 1985	423	Chris Pruitt, 1983-84

Best Field Goal Percentage**(100 or more attempts)**

.574	Barb Franke, 1994 (140-244)	.564	Barb Franke, 1993-94 (189-335)
.548	Megan Scott, 1984 (109-199)	.558	Jennah Burkholder, 1993-94 (77-138)
.537	Camille Williams, 1993 (79-147)	.547	Megan Scott, 1983-84 (127-232)
.531	Barb Franke, 1992 (85-160)	.542	Barb Franke, 1991-92 (128-236)
.495	Janetta Johnson, 1989 (99-200)	.518	Vivian Rorer, 1981-82 (156-301)
.487	Theresa Huff, 1983 (153-314)	.515	Janetta Johnson, 1988-89 (152-295)
.479	Robin Threatt, 1992 (128-267)	.514	Camille Williams, 1992-93 (111-216)
.472	Michele Kozelka, 1992 (76-161)	.510	Vivian Rorer, 1980-81 (53-104)
.466	Faith Johnson, 1985 (102-219)	.509	Theresa Huff, 1980-81 (223-438)
.462	Michele Kozelka, 1989 (91-197)	.500	Marty Calden, 1976-77 (129-258)
.461	Michele Kozelka, 1990 (100-217)	.500	Robin Threatt, 1991-92 (221-442)
.460	Katie Voigt, 1994 (86-187)	.491	Michele Kozelka, 1989-90 (163-332)

Most Three-Point Goals

40	Dolly Rademaker, 1994	63	Dolly Rademaker, 1993-94
37	Mynette Clark, 1991	58	Mynette Clark, 1990-91
32	Mynette Clark, 1992	49	Mynette Clark, 1991-92
31	Robin Threatt, 1993	47	Dolly Rademaker, 1990-91
27	Dolly Rademaker, 1993	40	Robin Threatt, 1992-93
26	Katie Voigt, 1994	39	Robin Threatt, 1991-92
23	Robin Threatt, 1992	34	Dolly Rademaker, 1992-93
22	Robin Threatt, 1990	33	Katie Voigt, 1993-94
21	Robin Threatt, 1991	33	Robin Threatt, 1990-91
19	Jen Waterman, 1993	31	Lisa Bonnell, 1987-88

Most Three-Point Attempts

111	Mynette Clark, 1991	182	Mynette Clark, 1990-91
97	Dolly Rademaker, 1994	144	Dolly Rademaker, 1993-94
87	Robin Threatt, 1993	141	Mynette Clark, 1991-92
81	Dolly Rademaker, 1993	116	Dolly Rademaker, 1992-93
78	Mynette Clark, 1992	116	Dolly Rademaker, 1990-91
74	Katie Voigt, 1994	114	Robin Threatt, 1992-93
67	Robin Threatt, 1990	112	Robin Threatt, 1991-92
66	Robin Threatt, 1992	104	Dolly Rademaker, '91-92
64	Dolly Rademaker, 1991	97	Lisa Bonnell, 1987-88
64	Robin Threatt, 1991	96	Katie Voigt, 1993-94

Big Ten Play (1983-94)**Cumulative (1974-94)****Best Three-Point Percentage****(20 or more made)**

.412	Dolly Rademaker, 1994 (40-97)	.438	Dolly Rademaker, 1993-94 (63-144)
.410	Mynette Clark, 1992 (32-78)	.405	Dolly Rademaker, 1990-91 (47-116)
.356	Robin Threatt, 1993 (31-87)	.351	Robin Threatt, 1992-93 (40-114)
.351	Katie Voigt, 1994 (26-74)	.348	Mynette Clark, 1991-92 (49-141)
.349	Robin Threatt, 1992 (23-66)	.348	Robin Threatt, 1991-92 (39-112)
.344	Dolly Rademaker, 1991 (22-64)	.345	Robin Threatt, 1989-90 (29-84)
.333	Dolly Rademaker, 1993 (27-81)	.344	Katie Voigt, 1993-94 (33-96)
.333	Mynette Clark, 1991 (37-111)	.344	Jen Waterman, 1992-93 (22-64)
.328	Robin Threatt, 1991 (21-64)	.344	Robin Threatt, 1990-91 (33-96)
.328	Robin Threatt, 1990 (22-67)	.320	Lisa Bonnell, 1987-88 (31-97)

Note: 1987-88 was first season with the three-point goal



Barb Franke ranked third overall in the Big Ten and set a UW single season record for best field goal percentage in Big Ten and cumulative games hitting .564 percent from the field, and .574 percent in Big Ten games.

Big Ten Play (1983-94)**Cumulative (1974-94)****Most Free Throws**

90	Barb Franke, 1994	125	Barb Franke, 1993-94
72	Camille Williams, 1993	118	Michele Kozelka, 1989-90
65	Lisa Lawrence, 1991	110	Camille Williams, 1992-93
64	Michele Kozelka, 1990	93	Robin Threath, 1991-92
59	Robin Threath, 1992	88	Lisa Lawrence, 1990-91
58	Amy Bauer, 1991	85	Michele Kozelka, 1990-91
56	Janet Huff, 1984	85	DeLinda Hastie, 1987-88
56	Carmella McMullen, 1985	84	Amy Bauer, 1990-91
52	Michele Kozelka, 1991	82	Camille Williams, 1993-94
52	Lisa Bonnell, 1987	81	Janet Huff, 1983-84

Most Free Throw Attempts

125	Barb Franke, 1994	173	Barb Franke, 1993-94
111	Camille Williams, 1993	166	Camille Williams, 1992-93
84	Michele Kozelka, 1990	147	Michele Kozelka, 1989-90
82	Lisa Lawrence, 1991	144	DeLinda Hastie, 1987-88
80	Robin Threath, 1992	123	Robin Threath, 1991-92
80	Megan Scott, 1984	123	Michele Kozelka, 1990-91
79	Barb Franke, 1992	119	Theresa Huff, 1981-82
77	Amy Bauer, 1991	115	Lisa Lawrence, 1990-91

**Best Free Throw Percentage
(45 or more attempts)**

.845	Karen O'Malley, 1987 (38-45)	.804	Mynette Clark, 1991-92 (74-92)
.815	Mynette Clark, 1992 (44-54)	.803	Michele Kozelka, 1989-90 (118-147)
.810	Mynette Clark, 1991 (47-58)	.796	Amy Bauer, 1989-90 (43-54)
.809	Chris Pruitt, 1983 (38-47)	.795	Karen O'Malley, 1986-87 (62-78)
.804	Chris Pruitt, 1985 (41-51)	.794	Janet Huff, 1983-84 (81-102)
.793	Lisa Lawrence, 1991 (65-82)	.788	Chris Pruitt, 1981-82 (78-99)
.781	Katie Voigt, 1994 (50-64)	.782	Carmella McMullen, 1984-85 (68-87)
.778	Carmella McMullen, 1985 (56-72)	.777	Janet Huff, 1984 (56-72)

Most Personal Fouls

4.22	Janetta Johnson, 1989 (76/18)	4.15	Janetta Johnson, 1988-89 (112/27)
3.88	Michelle Lowman, 1983 (70/18)	3.85	Karen O'Malley, 1985-86 (104/27)
3.82	Karen O'Malley, 1986 (65/17)	3.68	Teresa Theder, 1984-85 (103/28)
3.72	Teresa Theder, 1985 (67/18)	3.59	Barb Franke, 1991-92 (104/29)
3.67	Mynette Clark, 1991 (66/18)	3.59	Michelle Lowman, 1982-83 (97/27)
3.67	DeLinda Hastie, 1987 (66/18)	3.58	Michelle Lowman, 1978-79 (86/24)
3.55	Barb Franke, 1992 (64/18)	3.50	Sharon Johnson, 1992-93 (84/24)

Most Assists

75	Amy Bauer, 1989	141	Amy Bauer, 1988-89
73	Verdell Hale, 1987	124	Katie Voigt, 1993-94
71	Katie Voigt, 1994	124	Amy Bauer, 1990-91
71	Chris Pruitt, 1985	124	Nancy Fahey, 1980-81
69	Mynette Clark, 1991	123	Verdell Hale, 1986-87
68	Karen O'Malley, 1988	120	Faith Johnson, 1981-82
67	Janet Huff, 1984	119	Janet Huff, 1982-83
66	Karen O'Malley, 1986	119	Kelley Camp, 1978-79
65	Peggy Shreve, 1993	113	Karen O'Malley, 1987-88
65	Faith Johnson, 1985	109	Faith Johnson, 1984-85
65	Chris Pruitt, 1984	105	Amy Bauer, 1989-90

Katie Voigt completed her freshman year just shy of the season record for most assists. Voigt accumulated 124 assists in all games, averaging 4.6 per game, to rank second.

Big Ten Play (1983-94)**Cumulative (1974-94)****Most Steals**

54	Faith Johnson, 1985	90	Janet Huff, 1981-82
53	Robin Threath, 1993	88	Robin Threath, 1991-92
50	Janet Huff, 1983	87	Robin Threath, 1992-93
49	Janet Huff, 1984	80	Janet Huff, 1983-84
48	Theresa Huff, 1983	78	Faith Johnson, 1984-85
42	Megan Scott, 1984	76	Janet Huff, 1982-83
42	Faith Johnson, 1983	73	Vivian Rorer, 1981-82
39	Robin Threath, 1992	70	Theresa Huff, 1981-82
		66	Mynette Clark, 1991-92

Most Blocked Shots

70	Janetta Johnson, 1989	130	Janetta Johnson, 1988-89
48	Michelle Lowman, 1983	80	Michelle Lowman, 1982-83
28	Inga Young, 1987	73	Michelle Lowman, 1978-79
24	Inga Young, 1986	54	Michelle Lowman, 1980-81
18	DeLinda Hastie, 1987	51	Inga Young, 1986-87
18	Theresa Huff, 1983	43	Inga Young, 1985-86
17	Chris Pruitt, 1984	32	Theresa Huff, 1982-83
17	Andrea Adams, 1984	29	Lisa Bonnell, 1984-85
15	Michele Fischer, 1987	26	DeLinda Hastie, 1986-87
14	Camille Williams, 1993	25	Michelle Fischer, 1986-87

Most Consecutive Free Throws

29 Michele Kozelka, 1990

**Most Consecutive Free Throws
in a Game**

17-17 Michele Kozelka, 1990



UW Field House Records

All-Time Badger Field House Record 1974-94: 131 wins, 106 losses (.553)

Individual Records

Most Points

Wisconsin	35	Michele Kozelka vs. Illinois St. (13fg, 9-14ft)	12-30-90
Opponent	41	Laura Coenen (Minn.) (15fg, 11-14ft)	2-18-83

Most Field Goals

Wisconsin	13	Michele Kozelka vs. Illinois State (13-17)	12-30-90
	13	Lisa Bonnell vs. Detroit (13-19)	12-13-87
	13	Janet Huff vs. Ohio State (13-26)	2-12-84
	13	Janet Huff vs. Iowa (13-25)	1-22-84
Opponent	15	Carol Emanuel (Purdue) (15-27)	3-12-83
	15	Laura Coenen (Minnesota) (15-26)	2-18-83

Most Field Goals Attempted

Wisconsin	27	Theresa Huff vs. Indiana (11-27)	2-6-83
	27	Theresa Huff vs. Michigan State (12-27)	1-14-83
Opponent	30	Mary Schoenhoff (Loyola) (12-30)	12-8-81
	30	Robin Hasemann (Western Illinois) (13-30)	12-4-88

Best Field Goal Percentage (8 attempts minimum)

Wisconsin	.875	Barb Franke vs. NE Illinois	
	.875	Megan Scott vs. Michigan State(7-8)	3-4-84
Opponent	.889	Roxanne Grabow (Bradley) (8-9)	12-5-82

Most Three-Point Field Goals

Wisconsin	6	Robin Threatt vs. Creighton (6-10)	11-26-91
Opponent	5	Melissa Sanford (Creighton) (5-7)	11-26-91

Most Three-Point Field Goals Attempted

Wisconsin	13	Lisa Bonnell vs. Iowa (3-13)	1-8-88
Opponent	11	Robyn Frascati (UI-Chicago) (2-11)	1-30-89

Best Three-Point Field Goal Percentage (4 attempts minimum)

Wisconsin	1.00	Robin Threatt vs. Michigan State (4-4)	2-18-90
Opponent	.750	Tempie Brown (Michigan) (3-4)	1-31-88
	.750	Michelle Mannisto (Detroit) (3-4)	12-13-87

Most Free Throws

Wisconsin	17	Michele Kozelka vs. UW-Green Bay (17-17)	12-5-89
Opponent	17	Sally Anderson (DePaul) (17-17)	12-11-86

Most Free Throws Attempted

Wisconsin	17	Michele Kozelka vs. UW-Green Bay (17-17)	12-5-89
Opponent	17	Cindy Haugejorde (Iowa) (13-17)	2-9-80
	17	Sally Anderson (DePaul) (17-17)	12-11-86

Best Free Throw Percentage (10 attempts minimum)

Wisconsin	1.00	Michele Kozelka vs. UW-Green Bay (17-17)	12-5-89
	1.00	Carmille Williams vs. UW-Green Bay (10-10)	12-1-92
Opponent	1.00	Sally Anderson (DePaul) (17-17)	12-11-86

Most Rebounds

Wisconsin	19	DeLinda Hastie vs. UW-Green Bay	12-9-87
Opponent	22	Nanette Gibson (Michigan State)	2-9-80

Most Assists

Wisconsin	14	Faith Johnson vs. Eastern Illinois	12-14-84
Opponent	12	JoAnn Palombo (Northwestern)	1-30-87

Most Steals

Wisconsin	9	Robin Threatt vs. Chicago State	12-8-92
Opponent	8	Franthea Price (Iowa)	2-3-89

Most Blocked Shots

Wisconsin	10	Michelle Lowman vs. Illinois	12-9-78
Opponent	6	Donna Freese (UW-LaCrosse)	1-29-82
	6	Betty Willis (UW-Milwaukee)	12-13-78

Team Records

Most Points (women)

Wisconsin	123	vs. Bradley (UW 123, Bradley 79)	12-5-82
Opponent	97	Purdue vs. Wisconsin (UW 87, PUR 97)	1-27-91
	97	DePaul vs. Wisconsin (UW 75, Depaul 97)	12-11-86

Most Points (men)

Wisconsin	120	vs. So. Methodist (UW 120, SMU 82)	12-9-67
-----------	-----	------------------------------------	---------

Most Field Goals

Wisconsin	52	vs. Bradley (52-87)	12-5-82
Opponent	37	Purdue vs. Wisconsin (37-83)	1-27-91
	37	Northwestern vs. Wisconsin (37-70)	3-8-86

Most Field Goals Attempted

Wisconsin	108	vs. DePaul (46-108)	12-14-77
Opponent	86	Western Michigan vs. Wisconsin (22-86)	12-12-80

Best Field Goal Percentage (50 attempts min.)

Wisconsin	.598	vs. Bradley (52-87)	12-5-82
Opponent	.596	Indiana vs. Wisconsin (34-57)	3-11-89

Most Three-Point Field Goals

Wisconsin	11	vs. Creighton (11-28)	11-26-91
Opponent	9	Wake Forest vs. Wisconsin	12-28-92

Most Three-Point Field Goals Attempted

Wisconsin	28	vs. Creighton (11-28)	11-26-91
Opponent	17	Wake Forest vs. Wisconsin (9-17)	12-28-92

Best Three-Point Field Goal Percentage (4 attempts min.)

Wisconsin	1.00	vs. Illinois (4-4)	1-15-88
Opponent	.571	Purdue vs. Wisconsin (4-7)	1-28-90

Most Free Throws

Wisconsin	32	vs. Michigan (32-33)	2-8-91
Opponent	35	DePaul vs. Wisconsin (35-40)	12-11-86

Most Free Throws Attempted

Wisconsin	42	vs. Michigan (27-42)	3-11-89
Opponent	40	Ohio State vs. Wisconsin (29-40)	2-9-86
	40	DePaul vs. Wisconsin (35-40)	12-11-86

Best Free Throw Percentage (20 attempts min.)

Wisconsin	.969	vs. Michigan (32-33)	2-8-91
Opponent	.893	Ohio State (25-28)	3-8-89

Most Rebounds

Wisconsin	74	vs. Western Illinois	1-13-82
Opponent	60	Illinois vs. Purdue	2-8-80

Most Rebounds (both teams)

Game	110	Wisconsin (57) vs. UI-Chicago (53)	12-27-86
------	-----	------------------------------------	----------

Most Assists

Wisconsin	34	vs. UW-Milwaukee	12-13-78
Opponent	28	Illinois vs. Wisconsin	2-8-87

Most Steals

Wisconsin	27	vs. DePaul	12-14-77
	27	vs. UW-Eau Claire	12-10-77
Opponent	23	Iowa vs. Wisconsin	1-2-87

Most Blocked Shots

Wisconsin	13	vs. Purdue	1-20-79
Opponent	8	UW-LaCrosse vs. Wisconsin	1-29-82
	8	Detroit vs. Wisconsin	12-8-79
	8	UI-Chicago vs. UW-Stevens Point	1-26-79

Most Turnovers

Wisconsin	36	vs. Western Illinois	11-24-85
	36	vs. Northern Illinois	12-2-81
	36	vs. Purdue	1-20-79
	36	vs. Northwestern	1-20-77
Opponent	48	Western Illinois vs. Wisconsin	12-13-91

Most Home Wins in a Season

12	Home Record: 12-3 (Overall: 20-9), 1991-92
12	Home Record: 12-1 (Overall: 18-10), 1983-84

Most Consecutive Home Wins

11	Home Record: 12-1, 1983-84
----	----------------------------

Most Home Losses in a Season

12	Home Record: 2-12 (Overall: 4-24), 1985-86
----	--------------------------------------------

Most Consecutive Home Losses

11	Field house Record 2-12, 1985-86
----	----------------------------------

Year-by-Year Leaders

Scoring Average

1994	Barb Franke	So.	517	19.2
1993	Robin Threatt	Sr.	509	18.9
1992	Robin Threatt	Jr.	574	19.8
1991	Robin Threatt	So.	448	16.6
1990	Michele Kozelka	So.	445	15.9
1989	Janetta Johnson	Jr.	340	12.6
1988	Lisa Bonnell	Sr.	549	19.6
1987	Lisa Bonnell	Jr.	474	16.9
1986	Lisa Bonnell	So.	280	10.8
1985	Faith Johnson	Sr.	334	11.9
1984	Janet Huff	Sr.	515	19.1
1983	Theresa Huff	Sr.	458	16.9
1982	Theresa Huff	Jr.	540	15.9
1981	Theresa Huff	So.	499	16.6
1980	Theresa Huff	Fr.	382	14.1
1979	Kerry Karst	Fr.	339	14.1
1978	Pam Moore	Fr.	377	16.3
1977	Martha Calden	Sr.	320	15.2
1976	Kristi Condon	Sr.	199	11.0

Rebounding Average

1994	Barb Franke	So.	225	8.3
1993	Camille Williams	So.	143	5.3
1992	Michele Kozelka	Sr.	206	7.4
1991	Michele Kozelka	Jr.	260	9.3
1990	Michele Kozelka	So.	244	8.7
1989	Janetta Johnson	Jr.	230	8.5
1988	DeLinda Hastie	Sr.	223	8.3
1987	Lisa Bonnell	Jr.	209	7.5
1986	Lisa Bonnell	So.	185	7.1
1985	Chris Pruitt	Sr.	172	6.4
1984	Chris Pruitt	Jr.	199	7.1
	Andrea Adams	Jr.	199	7.1
1983	Theresa Huff	Sr.	458	11.2
1982	Theresa Huff	Jr.	394	11.6
1981	Theresa Huff	So.	294	9.8
1980	Ann Hall	Sr.	241	8.9
1979	Michelle Lowman	Fr.	203	8.8
1978	Pam Moore	Fr.	209	9.0
1977	Ginny Vorwald	Fr.	185	9.7
1976	Becky Johnson	Jr.	88	4.9

Assists


1994	Katie Voigt	Fr.	124	4.6
1993	Peggy Shreve	Sr.	99	3.7
1992	Mynette Clark	Sr.	93	3.2
1991	Amy Bauer	Jr.	124	5.6
1990	Amy Bauer	So.	105	4.2
1989	Amy Bauer	Fr.	141	5.4
1988	Karen O'Malley	Sr.	113	4.2
1987	Verdell Hale	Jr.	123	4.4
1986	Karen O'Malley	So.	108	4.0
1985	Faith Johnson	Sr.	109	3.9
1984	Janet Huff	Sr.	110	4.1
1983	Janet Huff	Jr.	120	4.4
1982	Faith Johnson	Fr.	120	3.6
1981	Nancy Fahey	Sr.	124	4.0
1980	Nancy Fahey	Jr.	117	4.3
1979	Kelley Camp	Sr.	119	5.2
1978	not available			
1977	Dot Whalen	Fr.	41	2.0
1976	Ellen Mason	Jr.	27	1.5

Steals

1994	Sharon Johnson	Jr.	41	1.5
1993	Robin Threatt	Sr.	87	3.2
1992	Robin Threatt	Jr.	88	3.0
1991	Michele Kozelka	Jr.	63	2.3
1990	Robin Threatt	Fr.	55	2.1
1989	Michele Kozelka	Fr.	45	1.7
1988	Verdell Hale	Sr.	43	2.0
1987	Verdell Hale	Jr.	53	1.9
1986	Karen O'Malley	So.	56	2.0
1985	Faith Johnson	Sr.	78	2.8
1984	Janet Huff	Sr.	80	3.0
1983	Janet Huff	Jr.	76	2.8
1982	Janet Huff	So.	90	2.6
1981	Theresa Huff	So.	60	2.0
1980	Ann Hall	Sr.	52	0.9
	Linda Gough	Jr.	52	1.9
1979	Kerry Karst	Fr.	59	2.5
1978	Pam Moore	Fr.	60	2.6

Blocks

1994	Barb Franke	So.	19	0.7
1993	Camille Williams	So.	20	0.7
1992	Mynette Clark	Sr.	16	0.6
	Camille Williams	Fr.	16	0.6
1991	Rebecca Leet	Fr.	12	1.9
1990	Amber Landrigan	Fr.	14	0.5
1989	Janetta Johnson	Jr.	130	4.8
1988	Lisa Bonnell	Sr.	23	0.8
1987	Inga Young	Sr.	51	1.8
1986	Inga Young	Jr.	43	1.7
1985	Lisa Bonnell	Fr.	29	1.0
1984	Theresa Theder	Jr.	23	1.0
1983	Michelle Lowman	Sr.	78	2.9
1982	Michelle Lowman	Jr.	54	1.6
1981	Michelle Lowman	So.	47	1.5
1980	Theresa Huff	Fr.	23	1.2
1979	Michelle Lowman	Fr.	74	3.2



Sharon Johnson showed her defensive prowess by leading the team in steals last season with 41.

Career Records

Scoring

	Mark	Seasons
1. Robin Threatt	1901	1988-93
2. Theresa Huff	1879	1979-83
3. Lisa Bonnell	1482	1984-88
4. Janet Huff	1455	1980-84
5. Michele Kozelka	1428	1988-92
6. Chris Pruitt	1399	1981-85
7. Faith Johnson	1120	1980-85
8. Linda Gough	1057	1977-81
9. Mynette Clark	1017	1988-92
10. Barb Franke	845	1992-94
11. Dolly Rademaker	823	1990-94
11. DeLinda Hastie	789	1985-88
13. Amy Bauer	772	1988-91
14. Michelle Lowman	760	1978-83
15. Lisa Lawrence	751	1987-91

Rebounding

	Mark	Seasons
1. Theresa Huff	1201	1979-83
2. Michele Kozelka	916	1988-92
3. Lisa Bonnell	760	1984-88
4. Michelle Lowman	718	1978-83
5. Chris Pruitt	687	1981-85
6. Linda Gough	656	1977-81
7. Ginny Vorwald	606	1976-80
8. DeLinda Hastie	568	1985-88
9. Ann Hall	541	1978-80
10. Lisa Lawrence	528	1987-91
11. Robin Threatt	514	1988-93
12. Andrea Adams	478	1981-85
13. Barb Franke	426	1992-94
14. Janet Huff	377	1980-84
15. Teresa Theder	359	1981-85

Most Field Goals

	Mark	Seasons
1. Theresa Huff	823	1979-83
2. Robin Threatt	757	1988-93
3. Lisa Bonnell	620	1984-88
4. Janet Huff	607	1980-84
5. Chris Pruitt	589	1981-85
6. Michele Kozelka	546	1988-92
7. Faith Johnson	470	1980-85
8. Linda Gough	460	1977-81
9. Mynette Clark	347	1988-92
10. Michelle Lowman	318	1978-83

Most Field Goals Attempted

	Mark	Seasons
1. Theresa Huff	1726	1979-83
2. Robin Threatt	1609	1988-93
3. Chris Pruitt	1425	1981-85
4. Janet Huff	1406	1980-84
5. Lisa Bonnell	1385	1984-88
6. Faith Johnson	1190	1980-85
7. Linda Gough	1172	1977-81
8. Michele Kozelka	913	1988-92
9. Mynette Clark	892	1988-92
10. Dolly Rademaker	836	1990-94

Field Goal Pct. (200 attempts min.)

	Mark	Seasons
1. Barb Franke	.555 (317-571)	1992-94
1. Megan Scott	.547 (127-232)	1983-84
3. Janet Johnson	.515 (152-295)	1988-89
4. Vivian Rorer	.504 (209-414)	1980-82
5. Marty Calden	.500 (129-258)	1974-77
Camille Williams	.500 (244-488)	1991-94
7. Theresa Huff	.477 (823-1726)	1979-83
8. Robin Threatt	.470 (757-1609)	1988-93
9. Michele Kozelka	.468 (546-1168)	1988-92
10. Katie Voigt	.456 (113-248)	1993-94

Most Three-Point Goals

	Mark	Seasons
1. Dolly Rademaker	173	1990-94
2. Robin Threatt	144	1988-93
3. Mynette Clark	130	1988-92
4. Shelly Rucinski	53	1986-90
5. Amy Bauer	44	1988-91
6. Katie Voigt	33	1993-94
7. Jen Waterman	31	1989-93
Lisa Bonnell	31	1984-88
9. Barb Franke	21	1992-94
10. Kay Fredrickson	19	1987-91

Most Three-Point Attempts

	Mark	Seasons
1. Dolly Rademaker	480	1990-94
2. Robin Threatt	410	1988-93
3. Mynette Clark	393	1988-92
4. Shelly Rucinski	191	1986-90
5. Amy Bauer	145	1988-91
6. Lisa Bonnell	97	1984-88
7. Katie Voigt	96	1993-94
8. Jen Waterman	86	1989-93
9. Peggy Shreve	81	1989-93
10. Heather Bostrom	72	1988-93

Best Three-Point Pct. (30 made)

	Mark	Seasons
1. Dolly Rademaker	.360 (173-480)	1990-94
Jen Waterman	.360 (31-86)	1989-93
3. Robin Threatt	.351 (144-410)	1988-93
4. Katie Voigt	.344 (33-96)	1993-94
5. Mynette Clark	.331 (130-393)	1988-92
6. Lisa Bonnell	.320 (31-97)	1984-88
7. Amy Bauer	.303 (44-145)	1988-91
8. Shelly Rucinski	.277 (53-191)	1986-90

Most Free Throws

	Mark	Seasons
1. Michele Kozelka	333	1988-92
2. Robin Threatt	243	1988-93
3. Janet Huff	241	1980-84
4. Theresa Huff	233	1979-83
5. Chris Pruitt	221	1981-85
6. Lisa Lawrence	219	1987-91
7. Camille Williams	217	1991-94
8. Lisa Bonnell	211	1984-88
9. Amy Bauer	206	1988-91
10. DeLinda Hastie	201	1985-88

Most Free Throws Attempted

	Mark	Seasons
1. Michele Kozelka	451	1988-92
2. Theresa Huff	409	1979-83
3. Robin Threatt	337	1988-93
4. DeLinda Hastie	333	1985-88
5. Janet Huff	328	1980-84
6. Camille Williams	318	1991-94
7. Lisa Bonnell	317	1984-88
8. Lisa Lawrence	312	1987-91
9. Chris Pruitt	298	1981-85
10. Faith Johnson	292	1980-85

Free Throw Pct. (100 attempts min.)

	Mark	Seasons
1. Mynette Clark	.772 (193-250)	1988-92
2. Amy Bauer	.771 (206-267)	1988-91
3. Chris Pruitt	.741 (221-298)	1981-85
4. Michele Kozelka	.738 (333-451)	1988-92
5. Janet Huff	.734 (241-328)	1980-84
6. Karen O'Malley	.725 (137-189)	1985-88
7. Robin Threatt	.721 (243-337)	1988-93
8. Lisa Lawrence	.702 (219-312)	1987-91
9. Ann Hall	.701 (1380-197)	1978-80
10. Dot Whalen	.695 (130-187)	1976-80

Blocked Shots

	Mark	Seasons
1. Michelle Lowman	254	1978-83
2. Janet Johnson	130	1988-89
3. Inga Young	109	1984-87
4. Theresa Huff	105	1979-83
5. Lisa Bonnell	79	1984-88
6. Teresa Theder	71	1981-85
7. DeLinda Hastie	58	1985-88
Chris Pruitt	58	1981-85
9. Andrea Adams	50	1981-85
10. Robin Threatt	49	1988-93

Assists

	Mark	Seasons
1. Janet Huff	411	1980-84
2. Amy Bauer	370	1988-91
3. Chris Pruitt	368	1981-85
4. Faith Johnson	363	1980-85
5. Karen O'Malley	312	1985-88
6. Dot Whalen	305	1976-80
7. Nancy Fahey	269	1977-81
8. Robin Threatt	248	1988-93
9. Mynette Clark	242	1988-92
10. Peggy Shreve	238	1989-93

Steals

	Mark	Seasons
1. Janet Huff	323	1980-84
2. Robin Threatt	284	1988-93
3. Faith Johnson	261	1980-85
4. Theresa Huff	243	1979-83
5. Chris Pruitt	217	1981-85
6. Michele Kozelka	204	1988-92
7. Sheila Driver	166	1983-86
8. Mynette Clark	142	1988-92
9. Karen O'Malley	140	1985-88
10. Linda Gough	130	1977-81

Most Turnovers

	Mark	Seasons
1. Theresa Huff	395	1979-83
2. Chris Pruitt	384	1981-85
3. Faith Johnson	370	1980-85
4. Amy Bauer	349	1988-91
5. Janet Huff	325	1980-84
6. Lisa Lawrence	297	1987-91
7. Dot Whalen	290	1976-80
8. Verdell Hale	287	1985-88
9. Robin Threatt	272	1988-93
10. Sheila Driver	272	1983-88

Games Played

	Mark	Seasons
1. Janet Huff	118	1980-84
Theresa Huff	118	1979-83
Faith Johnson	118	1980-85
4. Michelle Lowman	115	1978-83
5. Robin Threatt	114	1988-93
Chris Pruitt	114	1981-85
7. Michele Kozelka	111	1988-92
Dolly Rademaker	111	1990-94
8. Lisa Bonnell	109	1984-88
Shelly Rucinski	109	1986-90
10. Lisa Lawrence	107	1987-91

Most consecutive games played

103 by Linda Gough	1977-81
--------------------	---------

Most consecutive free throws made

29 by Michele Kozelka (1989-90)	1988-92
---------------------------------	---------

Team Single Game Records

Cumulative (1974-94)

Most Points

123 vs. Bradley, 12-5-82 (UW-123, BRAD-79)
102* vs. Minnesota, 1-6-91 (UW-102, MINN-77)

Fewest Points

28 vs. Illinois State, 12-5-75 (UW-28, ISU-88)
32* vs. Iowa, 1-26-86 (UW-32, IA-68)

Most Points Allowed

103* vs. Indiana, 2-1-91 (UW-86, IND-103)

Fewest Points Allowed

27 vs. Northern Illinois, 1-23-75 (UW-42, NIU-27)
44* vs. Iowa, 2-23-83 (UW-68, IA-44)

Most Field Goals

52 vs. Bradley (52 of 87), 12-5-82
43* vs. Michigan (43 of 91), 1-16-83
43* vs. Purdue (43 of 81), 1-6-84

Fewest Field Goals

12* vs. Iowa (12 of 48), 1-26-86

Most Field Goal Attempts

108 vs. DePaul (46 of 108), 12-14-77
91* vs. Michigan (43 of 91), 1-16-83

Fewest Field Goal Attempts

36 vs. UW-Green Bay (16 of 36), 12-5-89
40* vs. Purdue (17 of 40), 3-6-94

Best Field Goal Percentage

.621 vs. UW-Milwaukee (41-66), 12-9-93
.604* vs. Ohio State (32 of 53), 1-28-94

Lowest Field Goal Percentage

.215 vs. Michigan (14 of 65), 2-7-76
.222* vs. Minnesota (14 of 63), 3-5-87

Most Three-Point Goals

11* vs. Northwestern (11-23), 2-28-92
11 vs. Creighton (11-28), 11-26-91

Most Three-Point Attempts

30 vs. Auburn (6-30), 11-29-91
30* vs. Ohio State (8-30), 3-11-92

Best Three-Point Percentage (10 or more made)

.667* vs. Minnesota (10-15), 1-9-94

Most Free Throws

32* vs. Michigan (32-33), 2-8-91

Fewest Free Throws

0* vs. Iowa (0-4), 1-22-84

Most Free Throw Attempts

45 vs. Toledo (29-45), 11-24-93
42* vs. Minnesota (27-42), 2-5-89

Fewest Free Throw Attempts

2 vs. Utah (1-2), 11-30-91
2* vs. Indiana (2-2), 2-17-79

Best Free Throw Percentage (14 or more attempts)

1.00* vs. Michigan State (14-14), 2-28-88

Lowest Free Throw Percentage (14 or more attempts)

.333 vs. Eastern Kentucky (7-21), 11-27-83
.389* vs. Indiana (7-18), 2-11-83

Most Personal Fouls

36 vs. UW-Stevens Point, 1-27-79
33* vs. Purdue, 2-23-90

Most Rebounds

74 vs. Western Illinois, 1-13-82
65* vs. Michigan, 2-20-87

Fewest Rebounds

20* vs. Michigan, 2-2-86

Most Assists

34 vs. UW-Milwaukee, 12-13-78
28* vs. Illinois, 2-8-87

Fewest Assists

4 vs. Florida State, 12-4-87
4* vs. Illinois, 2-14-88

Most Steals

27 vs. DePaul, 12-14-77
27 vs. UW-Eau Claire, 12-1-77
23* vs. Purdue, 1-6-84

Fewest Steals

0 vs. Stanford, 11-25-88
2* vs. Ohio State, 1-8-89
2* vs. Iowa, 3-12-88

Most Turnovers

42* vs. Penn State, 2-23-94

Fewest Turnovers

12* vs. Minnesota, 1-25-85
12 vs. Indiana, 3-5-93

Most Blocked Shots

17* vs. Iowa, 1-23-83

Largest Margin of Victory

65 vs. UW-Milwaukee (115-50), 12-13-78
31* vs. Michigan (99-68), 1-16-83

Largest Margin of Loss

72 vs. UW-LaCrosse (30-102), 2-11-76
48* vs. Iowa (50-98), 3-12-88
48* vs. Purdue (45-93), 3-6-94

Most Overtimes

2 Wisconsin (62) vs. Cal St-Long Beach (66), 12-30-82

* UW School Record in Big Ten Conference play



Team Single Season Records

Big Ten Play (1983-94)

Cumulative (1974-94)

Most Points

79.6 1991 (1433 in 18) 81.7 1990-91 (2288 in 28)

Fewest Points

56.1 1986 (1009 in 18) 43.6 1975-76 (785 in 18)

Most Field Goals

28.8 1983 (519 in 18) 30.8 1982-83 (831 in 27)

Most Field Goal Attempts

68.8 1983 (1238 in 18) 76.1 1977-78 (1827 in 24)

Best Field Goal Percentage

.458 1994 (465 of 1015) .466 1993-94 (722 of 1549)

Lowest Field Goal Percentage

.359 1986 (403 of 1124) .299 1975-76 (352 of 1177)

Most Three-Point Goals

5.2 1991 (94 in 18) 5.8 1990-91 (161 in 28)

Most Three-Point Attempts

16.3 1991 (293 in 18) 17.3 1990-91 (485 in 28)

Best Three-Point Percentage

.344 1992 (88 of 256) .351 1993-94 (133 of 379)

Lowest Three-Point Percentage

.290 1988 (38-131) .267 (1987-88 (60-225)

Most Free Throws

17.3 1991 (311 in 18) 16.5 1990-91 (463 in 28)

Most Free Throw Attempts

23.1 1991 (415 in 18) 23.8 1993-94 (643 in 27)

Best Free Throw Percentage

.749 1991 (311 of 415) .719 1990-91 (463 of 644)

Lowest Free Throw Percentage

.644 1988 (199 of 309) .556 1975-76 (98 of 176)

Most Rebounds

43.7 1983 (788 in 18) 45.6 1990-91 (1236 in 18)

Fewest Rebounds

34.3 1993 (617 in 18) 21.8 1975-76 (394 in 18)

Most Personal Fouls

22.4 1986 (404 in 18) 22.9 1985-86 (642 in 28)

Most Assists

16.2 1990 (291 in 18) 16.3 1990-91 (456 in 28)

Fewest Assists

11.9 1986 12.5 1985-86

Most Turnovers

24.5 1994 (441 in 18) 25.3 1993-94 (684 in 27)

Fewest Turnovers

18.3 1988 20.4 1988-89

Most Blocks

5.2 1983 (93 in 18) 5.7 1982-83 (155 in 27)

Fewest Blocks

1.4 1990 2.2 1989-90

Most Steals

12.6 1984 12.6 1982-83 (340 in 27)

Fewest Steals

7.1 1986 7.7 1986-87

Big Ten Play (1983-94)

Cumulative (1974-94)

Most Victories

13 1992 (Record 13-5) 21 1981-82 (Record 21-13)
13 1984 (Record 13-5)

Most Consecutive Victories

7 1984 (Record 13-5) 7 1988-89 (Record 13-14)
7 1983-84 (Record 18-10)
7 1982-83 (Record 19-8)

Fewest Victories

1 1986 (Record 1-17) 4 1987-88 (Record 4-24)
4 1985-86 (Record 4-24)

Most Losses

17 1986 (Record 1-17) 24 1987-88 (Record 4-24)
24 1985-86 (Record 4-24)

Most Consecutive Losses

15 1988 (Record 2-16) 17 1985-86 (Record 4-24)

Fewest Losses

5 1984 (Record 13-5) 7 1974-75 (Record 11-7)

Most Overtimes

2 1991 Season 4 1990-91
1 1989 Season 2 1988-89
1 1987 Season 2 1986-87
1 1985 Season 2 1985-86
2 1982-83
2 1981-82

Big Ten Overtime Record: 2-3

L Wisconsin-76 vs. Ohio State-81, 1 OT, 2-3-91
L Wisconsin-76 vs. Iowa-85, 1 OT, 3-9-91
L Wisconsin-75 vs. Illinois-81, 1 OT, 1-27-89
W Wisconsin-48 vs. Indiana-46, 1 OT, 2-15-87
W Wisconsin-89 vs. Northwestern-86, 1 OT, 3-9-85

Program Overtime Record: 10-7

L Wisconsin-76, Ohio State-81, 1 OT, 2-3-91
L Wisconsin-76, Iowa-85, 1 OT, 3-9-91
W Wisconsin-80, Nebraska-74, 1 OT, 12-7-90
L Wisconsin-91, Washington-99, 1 OT, 11-23-90
L Wisconsin-75, Illinois-81, 1 OT, 1-27-89
W Wisconsin-62, UW-Green Bay-58, 1 OT, 12-7-88
W Wisconsin-48, Indiana-46, 1 OT, 2-15-87
W Wisconsin-73, Cincinnati-68, 1 OT, 11-28-86
W Wisconsin-74, Western Illinois-69, 1 OT, 11-24-85
L Wisconsin-57, Illinois State-64, 1 OT, 12-22-85
W Wisconsin-77, Illinois State-75, 1 OT, 2-16-83
L Wisconsin-62, Cal St-Long Beach-66, 2 OT, 12-30-82
W Wisconsin-68, Indiana State-60, 1 OT, 3-12-82
W Wisconsin-78, Iowa State-77, 1 OT, 3-6-82
L Wisconsin-76, Union University-78, 1 OT, 1-6-81
W Wisconsin-72, Yale-70, 1 OT, 1-7-80
W Wisconsin-82, Purdue-75, 1 OT, 1-27-79

Attendance Records

Season Attendance Averages

Year	Record	Attendance/Avg.	Big Ten/Avg.
1974-75	11-7	No record	
1975-76	5-13	No record	
1976-77	7-14	No record	
1977-78	14-10	12,231/10=1,223	
1978-79	13-11	4,979/10= 498	
1979-80	11-16	3,246/8 = 406	
1980-81	13-18	4,408/12= 367	
1981-82	21-13	4,873/11= 443	
1982-83*	19-8	9,589/13= 738	7,724/9= 858
1983-84	18-10	9,776/13= 752	8,628/9= 959
1984-85	11-17	8,562/13= 659	6,225/9= 692
1985-86	4-24	8,704/14= 522	4,971/9= 552
1986-87	9-19	14,112/14=1,008	9,349/9=1,039
1987-88	4-24	10,718/13= 824	8,221/9= 913
1988-89	13-14	13,700/14= 979	10,575/9=1,175
1989-90	8-20	15,478/14=1,106	11,699/9=1,300
1990-91	13-15	16,915/14=1,208	13,470/9=1,497
1991-92	20-9	38,631/14=2,759	27,102/9=3,011
1992-93	7-20	20,310/12=1,692	16,891/9=1,877
1993-94	13-14	26,553/15=1,770	19,478/9=2,164

+Attendance figure in 1977-78 reflects three double-header games with the UW men's team

Wisconsin Top 30 Single Game Attendances

	Attendance	Date	Opponent	W/L	Score
1.	8,353	3/18/92	Montana	L	74-85
2.	5,005	2/21/92	Purdue	W	80-69
3.	4,805	2/27/94	Ohio State	W	73-70
4.	4,308	2/9/92	Minnesota	W	82-72
5.	3,944 +	12/13/91	Western Illinois	W	112-69
6.	3,715	3/14/92	Indiana	W	77-67
7.	3,606	2/23/92	Illinois	W	73-59
8.	3,137	2/10/91	Michigan State	W	78-75
9.	3,091	2/21/93	Illinois	L	74-84
10.	2,708	2/7/92	Iowa	W	74-58
11.	2,641	1/7/94	Iowa	L	67-74
12.	2,628	2/6/94	Purdue	L	64-77
13.	2,606	2/18/90	Michigan State	L	55-61
14.	2,340	3/11/92	Ohio State	L	72-78
15.	2,307	2/26/89	Illinois	W	77-68
16.	2,283	2/13/94	Michigan State	W	92-85
17.	2,224	1/19/92	Michigan	W	93-66
18.	2,175	3/7/93	Purdue	L	57-77
19.	2,170 +	3/1/87	Notre Dame	L	70-80
20.	2,102	3/3/91	Indiana	W	80-75
21.	2,007	1/31/93	Penn State	L	73-90
22.	1,990	11/26/93	Toledo	L	73-82
23.	1,973	3/5/93	Indiana	L	72-79
24.	1,925	1/31/92	Northwestern	W	91-89
25.	1,908	1/29/93	Ohio State	L	66-70
26.	1,851	1/17/93	Michigan	W	73-67
27.	1,790	1/23/94	Northwestern	L	85-101
28.	1,640	3/8/94	Minnesota	L	71-82
29.	1,631	3/4/90	Iowa	L	60-77
30.	1,621	1/27/91	Purdue	L	87-97

+Double headers with UW men's team. Does not count in cumulative attendance figures as officially reported by the UW Ticket Office.



The Big Ten Conference was the national leader in fans attending men's and women's basketball games, and set national records for both attendance and per-game average, according to the NCAA.

The Big Ten women set a new standard for total attendance for the second straight year with 427,136-up 47,718 from 1993-and became the fourth league in women's history to average more than 2,000 per game (2,926).

Wisconsin has set attendance records in five of the past eight seasons, including averaging over 3,000 fans per conference game in 1992.

UW Team History and Highlights

Wisconsin's History in the NCAA Tournament

1991-92 West Region

March 18, 1992 1st round - Lost to Montana 74-85 in Madison

Wisconsin's History in the National Polls

	AP	Record	USA Today
Feb. 10, 1992	25th	14-5	Not Ranked
Feb. 17, 1992	24th	16-5	23rd
Feb. 24, 1992	22nd	18-5	21st
March 3, 1992	23rd	18-6	21st
March 9, 1992	25th	19-7	Not Ranked

The Badgers received their first national ranking in program history during the 1992 season.

Wisconsin Wins over Nationally Ranked Opponents

1/28/94	W	99-73 - at Ohio State (17th)
2/21/92	W	80-69 - vs. PURDUE (9th)
2/7/92	W	74-58 - vs. IOWA (5th)
1/31/92	W	91-89 - vs. NORTHWESTERN (22nd)
11/29/91	W	70-63 - vs. Auburn (11th) (at Salt Lake City, UT Rainbo Classic)
2/10/91	W	78-75 - vs. MICHIGAN STATE (23rd)
1/2/91	W	78-67 - vs. IOWA (15th)
2/27/89	W	81-67 - vs. PURDUE (11th)

Games in Madison indicated by CAPS

Wisconsin in Big Ten Openers (Record 3-9)

1/7/83	W	58-55	at Purdue
1/6/84	W	92-62	PURDUE
1/6/85	L	58-76	NORTHWESTERN
1/5/86	L	64-68	at Northwestern
1/2/87	L	44-83	IOWA (14th-ranked)
1/8/88	L	59-79	IOWA (1st-ranked)
1/6/89	L	55-73	at Indiana
1/5/90	L	80-92	INDIANA
1/2/91	W	78-67	IOWA (5th-ranked)
1/10/92	L	52-77	at Indiana
1/8/93	L	39-65	at Iowa (5th-ranked)
1/7/94	L	67-74	IOWA (2nd-ranked)

Wisconsin on the Road

The best overall road record since 1982-83 (when Big Ten round robin competition began) was 8-6 in 1991-92. That year the Badgers tied the 1984 Big Ten road record at five wins and four losses.

Including the 1983 through 1994 seasons, the Badgers are 22-83 in Big Ten road games. Overall, the figure is 49-117 dating to the 1982-83 season.


Wisconsin was 4-8 on the road in 1993-94, and 2-7 in Big Ten road appearances.

Wisconsin's Century Games (Record 10-4)

1993-94	12/9 vs. UW-Milwaukee, 108-58	W
	12/13 at UI-Chicago, 101-72	W
	1/23 vs. NORTHWESTERN, 85-103	L
1992-93	2/19 vs. Northwestern, 90-103	L
1991-92	12/13 vs. W. Illinois, 112-69	W
1990-91	12/9 at Creighton, 101-93	W
	1/6 vs. Minnesota, 102-77	W
	2/1 at Indiana, 86-103	L
	2/8 vs. Michigan, 101-88	W
1987-88	12/4 at Florida State, 67-100	L
1982-83	12/5 vs. Bradley, 123-79	W**
1978-79	12/13 vs. UW-Milwaukee, 115-50	W%
1977-78	12/14 vs. DePaul, 106-55	W
	1/17 vs. Northern Illinois, 100-42	W

** 123 is the UW women's school record for most points

% 115-50 (65 difference) is the UW women's school record for largest margin of victory



Record vs. Opponents, 1974-94

Alabama-Birmingham	1-1	Iowa State	2-3	San Jose State	1-0
Arizona	0-1	Lake Superior State College	0-1	Santa Clara	0-1
Army	1-0	Lincoln College	1-0	Southern Connecticut	1-0
Auburn	1-0	Louisiana Tech	0-1	South Dakota	0-1
Ball State	1-0	Loyola (Chicago)	5-2	Southern Illinois-Carbondale	1-2
Bowling Green	0-1	Mankato State	0-1	Stanford	0-1
Bradley	3-0	Maryland	0-1	Tennessee-Martin	1-0
Bucknell	1-0	Marquette	5-1	Texas A & M	0-1
California-Irvine	1-0	Memphis State	0-1	Texas-Austin	0-1
California State-Long Beach	0-1	Miami of Ohio	1-1	Toledo	0-1
Carroll College	2-0	Michigan	16-12	Union University	0-1
Carthage College	2-0	Michigan State	11-18	University of D.C.	0-1
Central Michigan	0-1	Middle Tennessee State	0-1	Utah	1-1
Central Missouri	1-0	Minnesota	12-19	UW-Eau Claire	4-3
Chicago State	6-0	Mississippi	0-1	UW-Green Bay	9-3
Cincinnati	2-0	Missouri	0-1	UW-LaCrosse	3-9
Clemson	0-1	Montana	0-1	UW-Milwaukee	8-1
Cleveland State	0-1	National College	2-0	UW-Oshkosh	4-1
Colorado	1-0	Nebraska	3-0	UW-Platteville	5-0
Creighton	2-0	North Carolina	0-1	UW-River Falls	0-1
Dartmouth	1-1	North Carolina-Charlotte	0-1	UW-Stevens Point	3-7
DePaul	2-2	Northeastern Illinois	3-0	UW-Whitewater	2-4
Detroit	2-2	Northern Illinois	6-0	Valdosta State	0-1
Drake	0-4	Northern Iowa	3-0	Valparaiso	1-0
Duke	0-1	Northwestern	6-26	Virginia	0-1
Eastern Illinois	2-1	Notre Dame	0-2	Wagner	1-0
Eastern Kentucky	0-1	Ohio State	5-22	Wake Forest	0-1
Eastern Michigan	0-1	Oklahoma State	0-1	Washington	0-1
Fairfield	0-1	Penn State	0-5	Western Illinois	7-1
Fairleigh Dickinson	0-1	Phillips University	1-0	Western Michigan	7-1
Florida State University	0-1	Pitt	0-1	Westmar College	1-0
Georgetown	0-1	Princeton	1-0	William Penn College	1-1
Gonzaga	1-0	Providence	0-1	Wichita State	0-1
Illinois	13-17	Purdue	9-21	Yale	1-0
Illinois-Chicago	11-5	Queens College	0-1		
Illinois State	3-9	St. Cloud State	1-0		
Indiana	5-24	St. Peter's College	0-1		
Indiana State	2-2	San Diego	1-0		
Iowa	11-18	San Francisco	0-1		

Total: 230 wins, 282 losses

Record vs. Big Ten Opponents

Illinois	13-17
Indiana	5-24
Iowa	11-18
Michigan	16-12
Michigan State	11-18
Minnesota	12-19
Northwestern	6-26
Ohio State	5-22
Penn State	0-5
Purdue	9-21

Total: 88 wins, 181 losses



1993-94 Game-by-Game Review

Record: 13-14 (6-12 Big Ten, 9-6 Home, 4-8 Away, 1-1 Neutral)

Date	Opponent	FG-FGA	%	3 Pt. %	FT-FTA	%	Reb	PF/D	A	TO	Blk	Stl	Pts.	
11/24	TOLEDO	29-65	.446	5-20	.250	19-29	.655	53	35/2	10	29	2	8	83
	UW	19-66	.288	6-22	.273	29-45	.644	49	28/1	10	28	2	6	73
11/28	W. ILLINOIS	21-67	.313	2-20	.100	9-15	.600	26	20/1	6	28	0	15	53
	UW	28-49	.571	4- 9	.444	20-26	.769	47	13/0	19	39	4	10	80
12/4	vs Notre Dame	27-55	.491	7-10	.700	16-20	.800	50	30/1	19	33	0	10	77
	UW	18-64	.281	1-10	.100	18-34	.529	36	20/2	8	20	1	23	55
12/5	vs Wagner	25-69	.362	2- 9	.222	8-19	.421	39	25/1	17	24	3	8	60a
	UW	35-64	.547	6-18	.333	18-25	.720	47	16/0	23	23	5	10	94
12/9	UW-MILWAUKEE	23-77	.299	1-13	.077	11-20	.550	41	25/1	9	25	1	9	58
	UW	41-66	.621	3-11	.273	23-32	.719	48	20/1	16	23	10	15	108
12/11	NE. ILLINOIS	17-63	.270	4-11	.364	9-12	.750	32	18/0	13	32	1	16	47
	UW	30-54	.556	7-14	.500	18-23	.783	42	11/0	16	33	5	18	85
12/13	at UI-Chicago	23-81	.284	7-29	.241	19-32	.594	48	22/0	11	15	3	12	72
	UW	40-81	.494	9-20	.450	12-21	.571	69	21/0	30	18	4	4	101
12/30	UTAH	20-53	.377	5-22	.227	20-24	.833	37	28/2	10	27	1	8	65
	UW	24-52	.462	8-15	.533	23-35	.657	34	20/1	13	22	1	9	79
1/3	UW-GREEN BAY	24-63	.381	3-13	.231	13-17	.765	16	20/1	13	17	1	15	64
	UW	22-38	.579	6- 9	.667	25-29	.862	41	16/1	11	34	1	5	75
1/7	IOWA (#2)	32-61	.525	3- 4	.750	7-18	.389	33	20/1	18	9	0	3	74
	UW	25-60	.417	7-27	.259	10-16	.625	37	20/1	8	15	1	2	67
1/9	at Minnesota	35-83	.422	0- 2	.000	19-28	.679	46	18/1	20	20	2	22	89
	UW	30-53	.566	10-15	.667	14-19	.737	37	24/2	20	36	7	8	84
1/14	at Michigan State	25-71	.352	5-20	.250	7-11	.636	40	15/0	12	16	3	15	62
	UW	25-59	.424	2-8	.250	7-15	.467	31	15/0	14	25	4	7	59
1/16	at Michigan	25-63	.396	7-17	.411	6-11	.545	36	18/0	18	20	2	14	63
	UW	28-57	.490	2-8	.250	6-13	.462	40	10/0	22	23	2	7	64
1/21	ILLINOIS	21-70	.300	4-14	.286	13-21	.619	39	21/0	8	16	3	11	59
	UW	30-71	.423	4-18	.222	17-22	.773	56	16/0	18	24	5	5	81
1/23	NORTHWESTERN	34-72	.472	7-14	.500	26-32	.813	49	13/0	19	15	1	2	103
	UW (NU #19)	31-68	.456	10-27	.370	13-16	.813	32	22/1	15	15	2	9	85
1/28	at Ohio State (#17)	33-80	.413	12-31	.387	12-17	.706	29	26/1	15	18	1	14	90
	UW	32-53	.604	6-12	.500	29-40	.725	45	14/0	12	30	0	6	99
1/30	at Penn State (#1)	26-67	.388	4-13	.308	17-22	.773	43	20/0	18	17	4	13	73
	UW	17-55	.309	3-11	.273	16-22	.727	42	22/0	10	24	1	9	53
2/6	PURDUE (#12)	30-58	.517	9-16	.563	8-14	.571	35	22/0	18	25	3	8	77
	UW	24-57	.421	2-15	.133	14-23	.609	38	19/0	9	25	1	13	64
2/11	MICHIGAN	21-69	.304	7-17	.412	15-23	.652	42	28/2	10	24	0	13	64
	UW	23-53	.434	5-11	.454	24-34	.706	48	19/0	13	29	5	8	75
2/13	MICHIGAN STATE	33-72	.458	5-18	.278	14-17	.824	33	21/0	14	14	0	7	85
	UW	30-59	.508	6-10	.600	26-32	.813	43	15/0	16	18	6	7	92
2/18	at Northwestern	34-63	.540	5-17	.294	6-10	.600	41	14/0	16	15	2	9	79
	UW	23-65	.354	3-22	.136	5-8	.625	35	15/0	12	15	1	8	54
2/20	at Illinois	30-60	.500	9-15	.600	13-16	.813	30	17/0	15	16	2	7	82
	UW	32-62	.516	8-13	.615	7-12	.583	37	14/0	19	23	0	5	79
2/23	PENN STATE (#2)	31-67	.463	6-19	.316	20-29	.690	34	26/1	17	23	2	26	88
	UW	20-49	.408	2-12	.167	17-28	.607	41	19/0	12	42	2	9	59
2/27	OHIO STATE	28-53	.528	8-19	.421	6-6	1.00	21	21/0	14	20	2	10	70
	UW	26-46	.565	2-10	.200	19-23	.826	26	14/0	12	21	0	12	73
3/4	Indiana	25-65	.385	1-13	.077	15-21	.714	32	23/1	9	15	1	13	66
	UW	23-48	.479	2-7	.286	16-26	.615	40	24/0	10	24	2	5	64
3/6	Purdue (#10)	37-62	.597	8-11	.727	11-16	.688	34	12/0	24	24	2	25	93
	UW	17-40	.425	3-9	.333	8-14	.571	22	15/0	8	39	1	12	45
3/8	MINNESOTA	31-65	.477	3-14	.214	17-22	.773	37	16/0	16	16	2	5	82
	UW	29-60	.483	6-16	.375	7-10	.700	32	20/0	12	21	5	4	71
OPPONENTS		740-1794	.413	139-421	.330	356-522	.682	995	574/14	395	555	44	318	1975
WISCONSIN		722-1549	.466	133-379	.351	441-643	.686	1107	479/10	387	684	78	237	2018

(Home Games indicated in Bold CAPS; Numbers in parenthesis indicate the national ranking of the opponent when played)

1993-94 Final Statistics

Cumulative Statistics

Overall Record: 13-14

Player	Pos	G/S	FG	FGA	Pct	3PT	3PTA	Pct	FT	FTA	Pct	PTS	Avg	Reb	Avg	PF	A	To	Blk	Stl	Min
Barb Franke	F	27/27	189	335	.564	14	38	.368	125	173	.723	517	19.2	225	8.3	84	44	118	19	29	817
Katie Voigt	G	27/27	113	248	.456	33	96	.344	70	93	.753	329	12.2	173	6.4	47	124	137	8	29	907
Dolly Rademaker	G	27/27	97	241	.403	63	144	.438	21	39	.539	278	10.3	93	3.4	51	49	67	7	30	744
Camille Williams	F	27/27	90	185	.487	4	17	.235	82	108	.759	266	9.9	121	4.5	53	34	96	9	30	790
Jennah Burkholder	F	26/0	77	138	.558	0	0	.000	55	87	.632	209	8.0	133	5.1	35	27	69	15	32	538
Sharon Johnson	G	27/0	74	181	.409	4	27	.148	33	56	.589	185	6.9	64	2.4	73	45	75	0	41	522
Tracy Winkler	F	27/27	49	121	.405	1	6	.167	40	60	.667	139	5.2	122	4.5	71	42	63	18	25	568
Karie Cattanaach	G	27/0	23	71	.324	14	46	.304	3	9	.333	63	2.3	42	1.6	31	8	14	1	13	281
Heather Henkel	F	8/0	4	9	.445	0	0	.000	1	2	.500	9	1.1	10	1.3	0	0	5	0	3	32
Stacy Riemer	G	18/0	1	3	.333	0	0	.000	10	13	.769	12	0.7	15	0.8	13	12	25	1	0	98
Katie Kennedy	G	3/0	1	1	1.000	0	0	.000	0	0	.000	2	0.7	2	0.7	2	1	0	0	0	5
Kesa Dillon	G	16/0	4	16	.250	0	5	.000	1	3	.333	9	0.6	13	0.8	19	1	15	0	5	98
Team														94							
Team Totals		27	722	1549	.466	133	379	.351	441	643	.686	2018	74.7	1107	41.0	479	387	684	78	237	
Opponent Totals		27	740	1794	.413	139	421	.330	356	522	.682	1975	73.2	995	36.9	574	395	555	44	318	

Big Ten Conference Statistics

Big Ten Record: 6-12, 9th place

Player	POS	G/S	FG	FGA	Pct	3PT	3PTA	Pct	FT	FTA	Pct	PTS	Avg	Reb	Avg	PF	A	To	Blk	Stl	Min
Barb Franke	F	18/18	140	244	.574	9	25	.360	90	125	.720	379	21.1	153	8.5	52	34	80	11	19	589
Katie Voigt	G	18/18	86	187	.460	26	74	.351	50	64	.781	248	13.8	123	6.8	34	71	88	5	13	632
Dolly Rademaker	G	18/18	53	146	.363	40	97	.412	17	27	.630	163	9.1	60	3.3	40	33	46	5	17	512
Camille Williams	F	18/18	47	107	.439	0	7	.000	38	50	.760	132	7.3	78	4.3	34	22	68	7	17	524
Jennah Burkholder	F	17/0	47	83	.566	0	0	.000	30	47	.638	124	7.3	72	4.2	20	18	50	6	19	343
Sharon Johnson	G	18/0	45	123	.366	3	20	.150	18	37	.487	111	6.2	39	2.2	46	33	47	0	27	389
Tracy Winkler	F	18/18	38	82	.463	1	4	.250	6	14	.429	83	4.6	75	4.2	45	27	39	11	13	353
Karie Cattanaach	G	18/0	7	34	.206	4	22	.182	2	5	.400	20	1.1	25	1.4	22	3	9	0	9	174
Stacy Riemer	G	10/0	0	0	.000	0	0	.000	4	4	1.000	4	0.4	4	0.4	6	0	4	0	0	23
Kesa Dillon	G	10/0	2	8	.250	0	2	.000	0	0	.000	4	0.4	6	0.6	15	0	10	0	3	59
Katie Kennedy	F	1/0	0	0	.000	0	0	.000	0	0	.000	0	0.0	0	0.0	0	0	0	0	0	0
Heather Henkel	G	3/0	0	1	.000	0	0	.000	0	0	.000	0	0.0	0	0.0	0	0	0	0	0	0
Team														59							
Team Totals		18	465	1015	.458	83	251	.331	255	373	.684	1268	70.4	694	38.6	314	241	441	45	137	
Opponent Totals		18	531	1201	.442	103	274	.376	232	334	.695	1397	77.6	653	36.3	351	287	323	32	217	

Team Stats reflect team rebounds

1993-94 Stats-at-a-Glance

Points

517, Barb Franke
329, Katie Voigt
278, Dolly Rademaker

Field Goals

189, Barb Franke
113, Katie Voigt
97, Dolly Rademaker

Field Goal Attempts

335, Barb Franke
248, Katie Voigt
241, Dolly Rademaker

FG Pct. (200 atts.)

.564, Barb Franke
.558, Jennah Burkholder
.487, Camille Williams

Three-Point Goals

63, Dolly Rademaker
33, Katie Voigt
14, Barb Franke
14, Karie Cattanaach

Three-Point Attempts

144, Dolly Rademaker
96, Katie Voigt
46, Karie Cattanaach

Three-Point Pct. (50 atts.)

.438, Dolly Rademaker
.368, Barb Franke
.344, Katie Voigt

Steals

41, Sharon Johnson
32, Jennah Burkholder
30, Camille Williams

Free Throws

125, Barb Franke
82, Camille Williams
70, Katie Voigt

Free Throw Attempts

173, Barb Franke
108, Camille Williams
93, Katie Voigt

Free Throw Pct. (50 atts.)

.759, Camille Williams
.753, Katie Voigt
.723, Barb Franke

Personal Fouls

84, Barb Franke
73, Sharon Johnson
71, Tracy Winkler

Rebounds

225, Barb Franke
173, Katie Voigt
133, Jennah Burkholder

Blocked Shots

19, Barb Franke
18, Tracy Winkler
15, Jennah Burkholder

Assists

124, Katie Voigt
49, Dolly Rademaker
45, Sharon Johnson

1993-94 Individual Game-By-Game Statistics

(Points-Rebounds-Assists)

Opponent	#3 Dillon	#5 Riemer	#22 Radmaker	#23 Kennedy	#31 Voigt	#32 Johnson	#33 Williams	#34 Cattanaach	#40 Burkholder	#44 Franke	#50 Winkler	#51 Henkel
TOLEDO	0-2-0	0-0-1	6-2-1	DNP	18-4-3	3-3-0	10-5-2	5-3-0	6-7-2	11-10-0	14-7-1	DNP
W. ILLINOIS	2-1-0	0-3-3	12-4-4	DNP	9-3-5	0-0-0	15-4-1	3-4-0	8-12-3	26-7-2	5-3-1	DNP
Notre Dame	0-1-1	0-1-1	2-4-3	DNP	2-7-2	13-0-0	8-5-1	7-1-0	10-6-0	10-6-0	3-5-0	0-0-0
Wagner	2-2-0	2-1-1	13-2-1	DNP	0-9-8	12-4-2	19-4-3	3-0-1	9-5-2	24-14-4	8-4-1	2-2-0
UW-MILWAUKEE	1-0-0	4-1-1	16-4-0	2-1-1	10-9-8	10-4-3	18-3-0	7-1-2	13-5-0	17-7-1	5-5-0	5-3-0
NORTHEASTERN	0-1-0	2-4-3	12-5-2	DNP	11-1-3	16-4-0	3-6-3	8-2-1	13-7-1	16-6-1	4-4-2	0-0-0
UI-Chicago	DNP	0-1-1	19-3-3	0-1-0	8-9-16	11-6-3	16-6-2	7-6-1	15-11-0	19-9-1	4-6-3	2-5-0
UTAH	DNP	DNP	12-5-1	DNP	9-4-5	3-3-2	27-4-0	3-0-0	7-6-1	13-3-1	5-2-3	DNP
UW-GREEN BAY	DNP	0-0-1	23-4-1	DNP	14-4-3	6-1-2	18-6-0	0-0-0	4-2-0	2-10-0	8-11-4	DNP
IOWA	DNP	DNP	11-2-1	DNP	14-4-3	9-1-1	4-5-0	0-1-0	6-6-1	23-14-1	0-2-1	DNP
Minnesota	0-0-0	0-0-0	17-9-4	DNP	10-3-8	13-1-3	14-3-1	0-2-0	8-6-0	20-5-3	2-2-1	DNP
Michigan State	DNP	0-2-0	10-3-0	DNP	3-3-5	5-2-1	9-5-2	0-0-0	4-4-1	24-11-2	4-5-3	DNP
Michigan	DNP	DNP	5-2-4	DNP	13-7-7	7-5-0	9-4-5	0-0-0	14-6-2	12-9-3	4-5-1	DNP
ILLINOIS	DNP	4-0-0	10-8-6	DNP	17-10-4	13-1-1	12-7-2	3-1-0	DNP	16-15-3	6-9-2	0-0-0
NORTHWESTERN	DNP	0-0-0	15-1-3	DNP	17-5-5	2-2-1	12-4-2	0-3-0	4-5-1	29-5-2	6-6-1	DNP
Ohio State	DNP	DNP	16-6-1	DNP	18-8-4	9-0-1	13-3-1	0-0-0	8-5-1	25-15-2	10-4-2	DNP
Penn State	DNP	DNP	5-1-1	DNP	5-8-1	4-1-1	8-3-0	1-1-2	12-5-1	16-12-3	2-7-1	DNP
PURDUE	DNP	0-0-0	0-6-2	DNP	18-7-3	3-4-3	0-2-1	2-3-0	6-4-0	29-10-0	6-2-0	DNP
MICHIGAN	0-0-0	DNP	13-6-4	DNP	12-6-4	10-1-1	7-8-4	3-4-0	7-2-1	17-9-0	6-9-2	DNP
MICHIGAN STATE	0-0-0	0-0-0	19-6-1	0-0-0	13-8-4	7-8-4	9-3-3	0-2-0	2-1-0	34-10-3	8-4-2	0-0-0
Northwestern	0-0-0	0-0-0	3-3-3	DNP	13-6-3	0-0-0	8-4-0	3-2-0	16-10-3	9-1-1	2-4-1	DNP
Illinois	DNP	DNP	6-1-1	DNP	27-9-6	3-4-4	5-2-1	3-2-1	12-2-2	21-9-3	2-3-1	DNP
PENN STATE	4-0-0	0-1-0	6-2-0	DNP	22-8-2	1-1-3	2-10-2	3-1-0	5-5-1	12-7-3	4-1-1	0-0-0
OHIO STATE	0-1-0	DNP	7-1-1	DNP	13-5-5	5-5-1	10-2-0	0-0-0	4-0-0	23-6-5	11-2-0	DNP
Indiana	0-0-0	DNP	5-0-1	DNP	10-12-1	6-3-2	6-6-1	0-0-0	10-7-2	23-5-0	4-3-3	DNP
Purdue	0-2-0	0-1-0	0-2-0	DNP	13-4-2	8-2-3	0-4-0	0-0-0	3-1-0	17-2-0	4-4-3	DNP
MINNESOTA	0-2-0	0-0-0	15-1-1	DNP	10-6-4	6-1-3	4-3-1	2-3-0	3-3-2	29-8-0	2-3-2	DNP

1994-95 Wisconsin Basketball Roster



Badger Women's Team: (L-R Front Row) Karie Cattanach, Sharon Johnson, Stacy Riemer, Keisha Anderson, Camille Williams, Kesa Dillon, Jenni Westphal, Barb Franke; (Back Row) Tracy Winkler, Ann Klapperich, Katie Voigt, Jenny Rhodes, Michele Burkholder

Numerical

No.	Name	Pos.	Ht.	Yr.	Hometown (High School)
3	Kesa Dillon**	G	5-10	Sr./Jr.	Oakland, CA (Holy Name)
5	Stacy Riemer*	G	5-7	So.	Chilton, WI (Chilton)
10	Keisha Anderson	G	5-7	Jr./So.	Racine, WI (Washington Park)
22	Ann Klapperich	F	6-1	Fr.	Fond du Lac, WI (Goodrich)
24	Jenni Westphal	G	5-7	Fr.	Marinette, WI (Marinette)
31	Katie Voigt*	G	6-1	So.	Woodruff, WI (Lakeland)
32	Sharon Johnson***	G	5-8	Sr.	Memphis, TN (Carver)
33	Camille Williams***	F	6-0	Sr.	Waterloo, IA (West)
34	Karie Cattanach*	F/G	5-10	Jr./So.	Markesan, WI (Markesan)
42	Jenny Rhodes	F	6-1	So./Fr.	Milwaukee, WI (Lutheran)
43	Michele Burkholder	F	6-0	Fr.	Janesville, WI (Parker)
44	Barb Franke**	F	6-2	Sr./Jr.	Cedar Falls, IA (Cedar Falls)
50	Tracy Winkler**	F/C	6-2	Jr.	Chilton, WI (Chilton)

Alphabetical

No.	Name	Pos.	Ht.	Yr.	Hometown (High School)
10	Keisha Anderson	G	5-7	Jr./So.	Racine, WI (Washington Park)
43	Michele Burkholder	F	6-0	Fr.	Janesville, WI (Parker)
34	Karie Cattanach*	F/G	5-10	Jr./So.	Markesan, WI (Markesan)
3	Kesa Dillon**	G	5-10	Sr./Jr.	Oakland, CA (Holy Name)
44	Barb Franke**	F	6-2	Sr./Jr.	Cedar Falls, IA (Cedar Falls)
32	Sharon Johnson***	G	5-8	Sr.	Memphis, TN (Carver)
22	Ann Klapperich	F	6-1	Fr.	Fond du Lac, WI (Goodrich)
42	Jenny Rhodes	F	6-1	So./Fr.	Milwaukee, WI (Lutheran)
5	Stacy Riemer*	G	5-7	So.	Chilton, WI (Chilton)
31	Katie Voigt*	G	6-1	So.	Woodruff, WI (Lakeland)
24	Jenni Westphal	G	5-7	Fr.	Marinette, WI (Marinette)
33	Camille Williams***	F	6-0	Sr.	Waterloo, IA (West)
50	Tracy Winkler**	F/C	6-2	Jr.	Chilton, WI (Chilton)

* Denotes number of letters won

Coach: Jane Albright-Dieterle

UW Record: First Year

Career Record: 188-110 (10 years)

Assistant Coaches:

Sue Semrau

Bridgett Bonds Williams

Part-Time Assistant:

Angie Johnson

Event Coordinator:

Terry Gawlik

Strength Coach: Laura Graf

Trainer: Laurie Miller

Team Physicians:

Dr. Ben Graf

Dr. David Bernhardt

Equipment Manager:

Jim McCormick

Managers: Kari Meyers, Andy Nelson

Sports Information:

Tamara J. Flarup, Director

Diane Nordstrom, Associate

Office: (608) 263-5502

FAX: (608) 263-7849

Pronunciation Guide

# 5	STA ce REEM er
#10	KEE sha AN der son
#22	ANN KLAP er ick
#34	KAR e CAT a naw
#42	JEN e ROADS
#44	BARB FRANK e

By Class Eligibility

4 Freshmen

43	Michele Burkholder
22	Ann Klapperich
42	Jenny Rhodes
24	Jenni Westphal

4 Sophomores

10	Keisha Anderson
34	Karie Cattanaach*
5	Stacy Riemer
31	Katie Voigt

3 Juniors

3	Kesa Dillon
44	Barb Franke
50	Tracy Winkler

2 Seniors

32	Sharon Johnson
33	Camille Williams

By Height

5	Stacy Riemer*	5-7
10	Keisha Anderson	5-7
24	Jenni Westphal	5-7
32	Sharon Johnson***	5-8
34	Karie Cattanaach*	5-10
3	Kesa Dillon**	5-10
33	Camille Williams***	6-0
43	Michele Burkholder	6-0
22	Ann Klapperich	6-1
31	Katie Voigt*	6-1
42	Jenny Rhodes	6-1
44	Barb Franke**	6-2
50	Tracy Winkler**	6-2

By Position

5	Stacy Riemer*	G
10	Keisha Anderson	G
24	Jenni Westphal	G
31	Katie Voigt*	G
32	Sharon Johnson***	G
3	Kesa Dillon**	G/F
34	Karie Cattanaach*	G/F
22	Ann Klapperich	F
33	Camille Williams***	F
42	Jenny Rhodes	F
43	Michele Burkholder	F
44	Barb Franke**	F/C
50	Tracy Winkler**	F/C

By Birthdate

32	Sharon Johnson***	11/22/72
33	Camille Williams***	7/4/73
3	Kesa Dillon**	8/7/73
44	Barb Franke**	9/2/73
50	Tracy Winkler**	12/2/73
34	Karie Cattanaach*	2/5/74
10	Keisha Anderson	5/8/74
5	Stacy Riemer*	2/3/75
31	Katie Voigt*	4/7/75
42	Jenny Rhodes	8/20/75
24	Jenni Westphal	12/22/75
43	Michele Burkholder	3/7/76
22	Ann Klapperich	10/2/75

By the Numbers

3	Kesa Dillon	1992-94
	Chris Pruitt	1981-85
	Carol Scott	1976-78
4	Vicki Prince	1984-87
	Phyllis Hogans	1977-79
	Ellen Mason	1974-77
5	Stacy Riemer	1993-95
	Lorraine Lorenzen	1977-80
10	Keisha Anderson	1994-95
	Heather Bostrom	1988-93
	Lynne Fitzgerald	1986-87
	Janet Huff	1980-84
	Lori Kroening	1980-81
	Ginny Vorwald	1976-80
	Marty Calden	1974-77
11	Robin Threatt	1988-93
	Karen O'Malley	1985-88
	Kerry Karst	1978-79
	Pam Moore	1977-78
	Joan Purcell	1974-77
12	Dolly Rademaker	1990-92
	Julia Delaney	1986-87
	Carol Jones	1979-81
	Dot Whalen	1976-80
13	Verdell Hale	1985-88
	Tasha Bolton	1974-75
14	Sheila Driver	1983-86
	Linda Sielaff	1981-82
	Jody Kurilla	1980-81
	Kelly Camp	1977-79
	Jean Bormett	1974-76
15	Jennifer Scotten	1988-90
	Faith Johnson	1980-85
	Liz McLean	1978-80
20	Peggy Shreve	1989-93
	Delinda Hastie	1985-88
	Anne Lederer	1983-84
	Lizbeth Fincham	1981-82
	Nancy Fahey	1977-81
	Stacy Amend	1975-76
21	Theresa Huff	1979-83*
	*Huff's #21 was Retired on Dec. 21, 1983	
	Anne Saeman	1976-79
22	Ann Klapperich	1994-95
	Dolly Rademaker	1992-94
	Mynette Clark	1988-92

	Maike Grossman	1985-86
	Megan Scott	1983-84
	Vivian Rorer	1980-82
	Anne Zuelke	1976-79
23	Becky Johnson	1974-77
	Katie Kennedy	1993-94
	Kim Martin	1992-93
	Michele Bourne	1989-90
	Nikki Boucher	1986-87
	Kris Hallisy	1979-83
24	Jenni Westphal	1994-95
	Kay Fredrickson	1987-91
	Cindy Slovak	1982-86
	Helen Stoffel	1986-87
	Maureen Holloway	1975-76
25	Shelly Rucinski	1986-90
	Carmella McMullen	1984-85
	Teena Parduhn	1975-76
	Bev Buhr	1974-75
30	Kim Fredrickson	1987-91
	Margaret Drexler	1986-87
	Ann Hall	1978-80
	Kim Bertagnoli	1974-75
31	Katie Voigt	1993-94
	Mary Chrmelich	1982-84
	Debbie Ambruso	1979-81
	Cathy Zorr	1977-79
32	Sharon Johnson	1991-94
	Kathy Kamrath	1987-88
	Andrea Adams	1981-85
	Carolyn Smith	1977-78
	Kristi Condon	1974-76
33	Camille Williams	1991-94
	Gina Edmonds	1987-91
	Inga Young	1984-87
	Michelle Lowman	1978-83
	April Hunt	1977-78
	Carol Ross	1975-76
34	Karie Cattanaach	1993-94
	Lisa Lawrence	1987-91
	Theresa Theder	1981-85
	Linda Gough	1977-81
35	Michelle Fischer	1983-87
	Kathy Galligan	1975-76
40	Jennah Burkholder	1993-94
	Sue Trigali	1975-76
41	Amy Bauer	1988-90
42	Jenny Rhodes	1994-95
	Jen Waterman	1989-93
	Lisa Bonnell	1984-88
43	Michele Burkholder	1994-95
44	Barb Franke	1991-94
	Janetta Johnson	1988-89
	Jane Skarr	1983-84
45	Jennifer Rudiger	1975-76
50	Tracy Winkler	1992-94
	Marsha Millhouse	1884-86
51	Heather Henkel	1993-94
	Amber Landrigan	1989-93
53	Linda Stuessy	1982-84
54	Michele Kozelka	1988-92
	Kelly Leinfelder	1985-87
55	Rebecca Leet	1990-93
	Camilla Hudson	1983-84

Wisconsin Honor Roll

Most Valuable Player

1977-78	Pam Moore
1978-79	Kerry Karst
1979-80	Ann Hall
1980-81	Theresa Huff
1981-82	Theresa Huff
1982-83	Theresa Huff
1983-84	Megan Scott and Janet Huff
1984-85	Faith Johnson and Chris Pruitt
1985-86	Lisa Bonnell
1986-87	Lisa Bonnell
1987-88	Lisa Bonnell
1988-89	Janetta Johnson
1989-90	Michele Kozelka
1990-91	Michele Kozelka, Mynette Clark, Robin Threatt, Lisa Lawrence
1991-92	Robin Threatt
1992-93	Robin Threatt
1993-94	Barb Franke

1,000 Point Club

1,901—Robin Threatt, 113 games, 1988-93
1,879—Theresa Huff, 118 games, 1979-1983
1,482—Lisa Bonnell, 109 games, 1984-1988
1,455—Janet Huff, 118 games, 1980-84
1,428—Michele Kozelka, 111 games, 1988-92
1,399—Chris Pruitt, 114 games, 1981-85
1,120—Faith Johnson, 118 games, 1980-85
1,057—Linda Gough, 105 games, 1977-81
1,017—Mynette Clark, 96 games, 1988-92

All-Big Ten Conference

(begun 1984)

Lisa Bonnell	Merrill, WI	Second Team	1988
		Honorable Mention	1987
Mynette Clark	Racine, WI	Second Team	1992
Barb Franke	Cedar Falls, IA	Freshman of the Year	1992
		Second Team	1994
Kay Fredrickson	Durand, WI	Freshman of the Year	1988
Janet Huff	Milwaukee, WI	First Team	1984
Janetta Johnson	Ann Arbor, MI	Honorable Mention	1989
Michelle Kozelka	Prairie du Chien, WI	Honorable Mention	1989, '90, '91, '92
Chris Pruitt	Chicago, IL	Second Team	1984
Megan Scott	Platteville, WI	Second Team	1984
Robin Threatt	Cedar Rapids, IA	First Team	1992, '93
		Second Team	1991

Coach of the Year Honors

Mary Murphy	1992	Big Ten Coach of the Year
Mary Murphy	1992	Converse District IV

Kodak All-America

Robin Threatt	Honorable Mention	Cedar Rapids, IA	1992
---------------	-------------------	------------------	------

Academic All-Big Ten

(begun 1986)

Amy Bauer	Durand, WI	Business	1990, '91
Kay Fredrickson	Durand, WI	Business	1989, '90, '91
Kim Fredrickson	Durand, WI	Business	1989, '90, '91
Michele Kozelka	Prairie du Chien, WI	Phy. Education	1991, '92
Lisa Lawrence	Milwaukee, WI	Acct./Finance	1989, '90, '91
Dolly Rademaker	Thorp, WI	Physical Therapy	1992, '93, '94
Peggy Shreve	Monroe, WI	Genetics	1991, '92, '93
Tracy Winkler	Chilton, WI	Nutritional Science	1994
Jen Waterman	Wisconsin Dells, WI	Zoology	1991, '92, '93

Since 1989, Wisconsin has made up 18 percent of the all-Big Ten basketball academic team. Wisconsin's 23 representatives on the academic teams have numbered more than any other Big Ten men's or women's basketball program.

Athletic Board Scholars

Athletic Board Scholars are letterwinners who have the highest grade point in their respective sports. The honor, begun in 1986, is awarded annually by the UW Athletic Board.

Cindy Slovak	Chicago, IL	Wildlife Ecology	1986
Nicky Boucher	Oregon, WI	Art	1987
Shelly Rucinski	Dousman, WI	Recreation Res. Mgt.	1988
Kay Fredrickson	Durand, WI	Business	1989
Peggy Shreve	Monroe, WI	Genetics	1990, '91, '92
Dolly Rademaker	Thorp, WI	Physical Therapy	1993
Tracy Winkler	Chilton, WI	Nutritional Science	1994

GTE/CoSIDA District IV Academic All-America

Kay Fredrickson	Durand, WI	Business	1989
-----------------	------------	----------	------

Big Ten Medal of Honor

The award is given annually at each Big Ten institution to the male and female student-athlete demonstrating proficiency in scholarship and athletics.

Janet Huff	Recreation Resources Management	1984
------------	---------------------------------	------

Elite Basketball Teams

Several Badger athletes have been part of special teams that have traveled abroad on USA or Big Ten tours, as well as players that have been part of the Olympic Festival experience. These players are selected from hundreds that tryout for a spot on the teams. Big Ten tour players are selected by each institution's coach.

Barb Franke	USA Basketball Junior Select - Canada	1992
	USA Basketball Jones Cup Team - Taiwan	1994
Robin Threatt	USA Basketball Olympic Tryouts	1992
	Big Ten Tour - Australia	1992
Katie Voigt	Big Ten Tour - England	1994
Camille Williams	Big Ten Tour - Hungary	1993
Tracy Winkler	Olympic Festival - North, San Antonio, TX	1993

Letterwinners, 1974-94

—A—

Andrea Adams (Milwaukee, WI): 1981-85
Debbie Ambruso (Kenosha, WI): 1979-81
Stacy Amend (Madison, WI): 1975-76

—B—

Amy Bauer (Durand, WI): 1988-90
Kim Bertagnoli (Madison, WI): 1974-75
Tasha Bolton (Milwaukee, WI): 1974-75
Lisa Bonnell (Merrill, WI): 1984-88
Jean Bormett (Madison, WI): 1974-76
Heather Bostrom (Rochester, MI): 1988-91, 1993
Nikki Boucher (Oregon, WI): 1986-87
Michele Bourne (Hillside, N.J.): 1989-90
Bev Buhr (Marion, WI): 1974-75
Jennah Burkholder (Janesville, WI): 1993-94

—C—

Martha Calden (Madison, WI): 1974-77 (missed 1975-76)
Kelley Camp (West Haven, CT): 1977-79
Karie Cattnach (Markesan, WI): 1993-94
Sally Christenson (Larsen, WI): 1974-75
Mary Chmelich (Milwaukee, WI): 1982-84
Mynette Clark (Racine, WI): 1988-92
Kristi Condon (Brodhead, WI): 1974-76

—D-E-F—

Julia Delaney (Stratford, WI): 1986-87
Kesa Dillon (Oakland, CA): 1992-94
Margaret Drexler (Appleton, WI): 1986-87
Sheila Driver (Racine, WI): 1983-86
Gina Edmonds (West Nyack, NY): 1987-91
Nancy Fahey (Belleville, WI): 1977-81
Lizbeth Finchem (Kalamazoo, MI): 1981-82
Michelle Fischer (Flint, MI): 1983-87
Lynne Fitzgerald (Boscobel, WI): 1986-87
Barb Franke (Cedar Falls, IA): 1991-94 (missed 1992-93)
Kay Fredrickson (Durand, WI): 1987-91
Kim Fredrickson (Durand, WI): 1987-91

—G-H—

Kathy Galligan (Madison, WI): 1975-76
Linda Gough (Elgin, IL): 1977-81
Maike Grossman (Hamburg, West Germany): 1985-86
Verdell Hale (Queens, NY): 1985-88
Ann Hall (Brownsville, WI): 1978-80
Kris Hallisy (Antigo, WI): 1979-83
DeLinda Hastie (Washington, D.C.): 1985-88
Heather Henkel (Racine, WI): 1993-94
Phyllis Hogans (Milwaukee, WI): 1977-79
Maureen Holloway (Wauwatosa, WI): 1975-76
Camilla Hudson (Aurora, IL): 1983-84
Janet Huff (Milwaukee, WI): 1980-84
Theresa Huff (Milwaukee, WI): 1979-83
April Hunt (New Haven, CT): 1977-78

—I-J-K—

Carol Jones (Chicago, IL): 1979-81
Becky Johnson (Madison, WI): 1974-77
Faith Johnson (Minneapolis, MN): 1980-85 (missed 1983-84)
Janetta Johnson (Ann Arbor, MI): 1988-89
Sharon Johnson (Memphis, TN): 1991-94
Kathy Kamrath (Hartland, WI): 1987-88
Kerry Karst (Lincoln, NE): 1978-79
Katie Kennedy (Waunakee, WI): 1993-94
Michele Kozelka (Prairie du Chien, WI): 1988-92
Lori Kroening (Wausau, WI): 1980-81
Jody Kurilla (Rhineland, WI): 1980-81

—L-M-N—

Amber Landrigan (Bridgeport, NE): 1989-93 (missed 1991-92)
Lisa Lawrence (Milwaukee, WI): 1987-91
Anne Lederer (Waukesha, WI): 1983-84
Rebecca Leet (Oostburg, WI): 1990-93
Kelly Leinfelder (Edina, MN): 1985-87
Lorraine Lorenzen (Hartland, WI): 1977-80
Michelle Lowman (New Haven, CT): 1978-83 (missed 1979-80)
Kim Martin (Demarest, N.J.): 1992-93
Ellen Mason (Glendale, WI): 1974-77
Liz McLean (Hartford, WI): 1978-80
Carmella McMullen (Cleveland, OH): 1984-85
Marsha Millhouse (Washington, D.C.): 1984-86
Pam Moore (Madison, WI): 1977-78

—O-P-Q-R—

Karen O'Malley (Madison, WI): 1985-88
Teena Parduhn (Madison, WI): 1975-76
Vicki Prince (Flint, MI): 1984-87
Chris Pruitt (Chicago, IL): 1981-85
Joan Purcell (Madison, WI): 1974-77
Dolly Rademaker (Thorp, WI): 1990-94
Stacy Riemer (Chilton, WI): 1993-94
Vivian Rorer (Peoria, IL): 1980-82
Carol Ross (East Troy, WI): 1975-76
Shelly Rucinski (Dousman, WI): 1986-90
Jennifer Rudigor (Winnetka, IL): 1975-76

—S-T-U-V—

Anne Saeman (Madison, WI): 1976-79
Carol Scott (Madison, WI): 1976-78
Megan Scott (Platteville, WI): 1983-84
Jennifer Scotten (Vancouver, B.C., Canada): 1988-90
Peggy Shreve (Monroe, WI): 1989-93
Linda Sielaff (Milwaukee, WI): 1981-82
Jane Skarr (Hales Corners, WI): 1983-84
Cindy Slovak (Chicago, IL): 1982-86
Carolyn Smith (Eau Claire, WI): 1977-78
Helen Stoffel (Racine, WI): 1986-87
Linda Stuessy (Brooklyn, WI): 1982-84
Teresa Theder (Watertown, WI): 1981-85
Robin Threath (Cedar Rapids, IA): 1988-93
Sue Tringali (Manitowoc, WI): 1975-76
Katie Voigt (Woodruff, WI): 1993-94
Ginny Vorwald (Bloomington, WI): 1976-80

—W-X-Y-Z—

Jen Waterman (Wisconsin Dells, WI): 1989-93
Dot Whalen (Madison, WI): 1976-80
Camille Williams (Waterloo, IA): 1991-94
Tracy Winkler (Chilton, WI): 1992-94
Inga Young (Alexandria, VA): 1984-87
Cathy Zorr (Oshkosh, WI): 1977-79
Anne Zuehlke (Sturgeon Bay, WI): 1976-79

Letterwinners by State/Country

California - 1	New York - 2
Connecticut - 2	Ohio - 1
Illinois - 7	Tennessee - 1
Iowa - 3	Washington, D.C. - 2
Michigan - 5	Wisconsin - 71
Minnesota - 2	Virginia - 1
Nebraska - 1	Germany - 1
New Jersey - 2	British Columbia, Canada - 1

Big Ten Conference Basketball

BIG TENTM CONFERENCE

Illinois

Indiana

Iowa

Michigan

Michigan State

Minnesota

Northwestern

Ohio State

Penn State

Purdue

Wisconsin

The University of Wisconsin benefits from the interest and media exposure associated with the Big Ten Conference, one of the premier athletic conferences in the nation. Big Ten women's athletics programs take pride in leading the nation in basketball and volleyball attendance and in receiving more network and cable television exposure than any conference in the nation.

Begun in 1895, the Intercollegiate Conference of Faculty Representatives (popularly known as the Big Ten) has changed little from its original philosophy of faculty control of athletics with emphasis on the student-athlete.

The women's athletics programs became affiliated with the Conference officially in 1981, although unofficial conference championships had been held among the member institutions since 1972. Penn State became the 11th university to join the conference in 1991.

As a Big Ten school, Wisconsin women athletes compete in conference championships in basketball, cross country, golf, swimming and diving, tennis, indoor and outdoor track and field, and volleyball. A conference women's soccer championship will be added in 1994.



For the first time in 1995, the Big Ten Conference will have a conference tournament that will decide the automatic qualifier for the NCAA Championship. As in the past, however, the league titlist will be

based on the final regular season Conference standings. All teams play a total of 16 games playing six teams twice and four teams once.

The 1995 Big Ten Conference tournament will be held on Friday-Monday, March 3-6, at Hinkle Field House on the Butler University campus in Indianapolis, IN. The inaugural tourney will be a four-day single elimination playoff with all 11 teams participating. The top five seeds (as determined by conference standings) will receive a bye. Winners from the first round game will participate in the quarterfinals on Saturday, followed by the semifinals on Sunday, and finals on Monday.

The conference champion has earned an automatic bid to the NCAA tournament since 1981. Five Big Ten schools have represented the conference in the past two NCAA Championships with Ohio State and Iowa advancing to the Final Four in 1993, and Purdue qualifying for the NCAA semifinals in 1994.

In addition to its athletic success, the Big Ten Conference has led the nation in basketball attendance for two consecutive years. Four schools finished in the top 15 in attendance, and overall the league averaged 3,200 spectators per game. Ohio State led the nation with 8,411 spectators per game while Iowa was sixth with 6,457, Purdue 14th with 4,487 and Penn State 15th with 4,420. Wisconsin averaged 1,770 spectators in 1993-94.



1993-94 Big Ten Results

1994 Big Ten Conference Standings

		Big Ten		PCT	All Games			PTS	AVG	HI	OPP PTS	OPP AVG
		W	L		W	L	PCT					
1.	Penn State +	16	2	.889	28	3	.903	2580	83.2	118	1966	63.4
	Purdue +	16	2	.889	29	5	.850	2669	78.5	110	2035	59.9
3.	Iowa +	13	5	.722	21	7	.750	1788	63.9	78	1617	57.8
4.	Indiana +	10	8	.556	19	9	.679	2049	73.2	101	1880	67.1
	Minnesota +	10	8	.556	18	11	.621	2226	76.8	95	2127	73.3
6.	Northwestern	9	9	.500	17	10	.630	2056	76.1	101	1874	69.4
7.	Ohio State	7	11	.389	14	14	.500	2090	74.6	105	1972	70.4
	Michigan State	7	11	.389	12	15	.444	1737	64.3	85	1772	65.6
9.	Wisconsin	6	12	.333	13	14	.481	2018	74.7	108	1975	73.1
10.	Illinois	5	13	.278	10	17	.370	1847	68.4	94	1971	73.0
11.	Michigan	0	18	.000	3	24	.111	1721	63.7	86	2130	78.9

+ NCAA Qualifier

1994 All-Conference Selections

First Team

All-Conference

Carol Ann Shudlick, Minnesota
Katie Smith, Ohio State
Necole Tunsel, Iowa
Leslie Johnson, Purdue
Tina Nicholson, Penn State

Honorable Mention

Shirley Bryant, Indiana
Cathy Marx, Iowa
Maureen Holohan, Northwestern
Moir Kennelly, Northwestern
Jennifer Jacoby, Purdue
Stacey Lovelace, Purdue
Jannon Roland, Purdue

Second Team

All-Conference

Helen Holloway, Penn State
Barb Franke, Wisconsin
Katina Mack, Penn State
Patricia Babcock, Northwestern
Kisha Kelley, Michigan State

Player of the Year


Carol Ann Shudlick, Minnesota

Freshman of the Year

Leslie Johnson, Purdue

Coach of the Year

Rene Portland, Penn State



Barb Franke returned from knee surgery to lead Wisconsin in scoring and rebounding with 19.2 points and 8.3 rebounds per game. She was among the Big Ten's best and earned all-Big Ten second team honors by a vote of the conference coaches.

1993-94 Big Ten Statistical Leaders

Scoring

1.	Carol Ann Shudlick, MINN	23.4
2.	Katie Smith, OSU	22.0
3.	Barb Franke, WIS	19.2
4.	Kisha Kelley, MSU	19.0
5.	Leslie Johnson, PUR	18.5
6.	Patricia Babcock, NU	17.3
7.	Necole Tunsil, IOWA	17.0
8.	Kris Dupps, ILL	16.7
9.	Mandy Cunningham, ILL	16.4
10.	Maureen Holohan, NU	15.8
11.	Amy Johnson, MICH	15.6
12.	Helen Holloway, PSU	14.6
13.	Katina Mack, PSU	14.4
14.	Shirley Bryant, IND	13.9
15.	Lisa Furlin, IND	13.6
16.	Anita Clinton, ILL	13.3
17.	Moirra Kennelly, NU	12.6
18.	Yeshimbra Gray, MICH	12.3
19.	Cathy Marx, IOWA	12.2
	Katie Voigt, WIS	12.2
	Tanya Place, MSU	12.2

Field Goal Percentage

1.	Leslie Johnson, PUR	.596
2.	Shirley Bryant, IND	.587
3.	Barb Franke, WIS	.564
4.	Patricia Babcock, NU	.540
5.	Stacey Lovelace, PUR	.526
6.	Anita Clinton, ILL	.512
7.	Katina Mack, PSU	.503
8.	Kisha Kelley, MSU	.495
9.	Carol Ann Shudlick, MINN	.494
10.	Katie Smith, OSU	.493

3-Point Field Goals Made

1.	Moirra Kennelly, NU	2.37
2.	Dolly Rademaker, WIS	2.33
3.	Kris McGrade, IND	1.89
4.	Amy Johnson, MICH	1.82
5.	Jackie Donovan, PSU	1.74
6.	Tanya Place, MSU	1.70
7.	Katie Smith, OSU	1.61
8.	Mandy Cunningham, ILL	1.56
9.	Michele Ratay, NU	1.37
10.	Jennifer Jacoby, PUR	1.35

3-Point Field Goal Percentage

1.	Dolly Rademaker, WIS	.438
2.	Jennifer Kiefer, MICH	.434
3.	Jannon Roland, PUR	.427
4.	Maureen Holohan, NU	.413
5.	Mandy Cunningham, ILL	.404
	Tina Nicholson, PSU	.404
7.	Chris Powers, MSU	.391
8.	Katie Smith, OSU	.378
	Tonya Booker, ILL	.378
10.	Amy Johnson, MICH	.377

Free Throw Percentage

1.	Helen Holloway, PSU	.829
2.	Katie Smith, OSU	.819
3.	Mandy Cunningham, ILL	.818
4.	Necole Tunsil, IOWA	.803
5.	Missy Masley, PSU	.788
6.	Moirra Kennelly, NU	.781
7.	Lisa Furlin, IND	.765
8.	Katina Mack, PSU	.761
9.	Camille Williams, WIS	.759
10.	Katie Voigt, WIS	.753

Rebounds

1.	Patricia Babcock, NU	11.3
2.	Leslie Johnson, PUR	9.1
3.	Kisha Kelley, MSU	8.8
4.	Barb Franke, WIS	8.3
5.	Shirley Bryant, IND	8.2
6.	Yeshimbra Gray, MICH	8.0
7.	Anita Clinton, ILL	7.9
8.	Kris Dupps, ILL	7.5
9.	Stacey Lovelace, PUR	7.4
	Jennifer Brzezinski, MICH	7.4
	Lavona Turner, OSU	7.4

Assists

1.	Moirra Kennelly, NU	7.3
2.	Tina Nicholson, PSU	6.2
3.	Chris Powers, MSU	5.2
4.	Jennifer Kiefer, MICH	4.9
	Emma Urzua, IND	4.9
6.	Tonya Booker, ILL	4.7
	Jennifer Jacoby, PUR	4.7
8.	Katie Voigt, WIS	4.6
9.	Nikki Coates, MINN	3.9
10.	Alysiah Bond, OSU	3.8

Steals

1.	Moirra Kennelly, NU	3.07
2.	Kisha Kelley, MSU	2.59
3.	Tina Nicholson, PSU	2.45
4.	Tonya Kirk, PUR	2.32
	Shirley Bryant, IND	2.32
6.	Carol Ann Shudlick, MINN	2.28
7.	Alysiah Bond, OSU	2.14
8.	Jackie Donovan, PSU	2.00
9.	Helen Holloway, PSU	1.93
	Kris Dupps, ILL	1.93

Blocked Shots

1.	Kim Calhoun, PSU	2.48
2.	Stacey Lovelace, PUR	1.71
3.	Cathy Marx, IOWA	1.43
4.	Jennifer Brzezinski, MICH	1.37
5.	Carol Ann Shudlick, MINN	0.97
6.	Lavona Turner, OSU	0.93
7.	Crystal Flint, MINN	0.79
8.	Simone Edwards, IOWA	0.74
9.	Barb Franke, WIS	0.70
	Patricia Babcock, NU	0.70



Camille Williams ranked ninth in the conference in free throw percentage hitting .759 percent of her shots.

1994 Big Ten Composite Schedule

Wednesday, December 28

Illinois at Iowa, 7:30 p.m. CST
Northwestern at Minnesota, 7 p.m. CST
Wisconsin at Michigan, 7:30 p.m. EST
Penn State at Ohio State, 7:30 p.m. EST

Friday, December 30

Michigan at Iowa, 7:30 p.m. CST
Michigan St. at Penn State, 7:30 p.m. EST
Ohio State at Purdue, 2:00 p.m. EST

Tuesday, January 3

Indiana at Wisconsin, 7 p.m. CST
Illinois at Northwestern, 7 p.m. CST

Friday, January 6

Iowa at Wisconsin, 7 p.m. CST
Michigan State at Michigan, 7:30 p.m. EST
Ohio State at Indiana, 7:30 p.m. EST
Penn State at Minnesota, 7 p.m. CST
Purdue at Illinois, 7:30 p.m. CST

Sunday, January 8

Northwestern at Michigan, 2 p.m. EST
Ohio State at Wisconsin, 1:30 p.m. CST
Purdue at Minnesota, 2 p.m. CST
Indiana at Michigan State, 1 p.m. EST

(TV-GAME-SportsChannel)

Friday, January 13

Illinois at Indiana, 7:30 p.m. EST
Iowa at Purdue, 7:30 p.m. EST
Minnesota at Ohio State, 7:30 p.m. EST
Northwestern at Penn St., 7:30 p.m. EST
Wisconsin at Michigan State, 7:30 p.m. EST

Sunday, January 15

Indiana at Purdue, 2 p.m. EST
Iowa at Michigan State, 2 p.m. EST
Michigan at Penn State, 2 p.m. EST
Minnesota at Illinois, 12 p.m. CST
(TV-GAME-SportsChannel)
Northwestern at Ohio State, 2 p.m. EST

Friday, January 20

Illinois at Michigan, 7:30 p.m. EST
Indiana at Iowa, 7:30 p.m. CST
Michigan St. at Northwestern, 7 p.m. CST
Wisconsin at Minnesota, 7 p.m. CST

Saturday, January 21

Purdue at Penn State, 1 p.m. EST
(TV GAME-CBS)

Sunday, January 22

Illinois at Wisconsin, 12 p.m. CST
(TV-GAME-SportsChannel)
Minnesota at Indiana, 2 p.m. EST
Northwestern at Iowa, 2 p.m. CST
Ohio State at Michigan, 2 p.m. EST

Monday, January 23

Purdue at Michigan State, 7:30 p.m. EST

Friday, January 27

Indiana at Northwestern, 7 p.m. CST
Michigan at Minnesota, 7 p.m. CST
Michigan St. at Ohio State, 7:30 p.m. EST
Penn State at Illinois, 7:30 p.m. CST
Wisconsin at Purdue, 7:30 p.m. EST

Sunday, January 29

Illinois at Ohio State, 2 p.m. EST
Indiana at Michigan, TBA EST
Iowa at Minnesota, 2 p.m. CST
Purdue at Northwestern, 12 p.m. CST
(TV-GAME-SportsChannel)
Wisconsin at Penn State, 2 p.m. EST

BIG TEN CONFERENCE

Big Ten Media Row Telephones

ILLINOIS	(217) 244-0089
INDIANA	(812) 855-2754
IOWA	(319) 335-7284
MICHIGAN	(313) 998-7188
MICHIGAN STATE	(517) 353-1626
MINNESOTA	(612) 626-1394
NORTHWESTERN	(708) 491-8852
OHIO STATE	(614) 292-1813
PENN STATE	(814) 863-3516
PURDUE	(317) 494-6364
WISCONSIN	(608) 263-2249
BIG TEN OFFICE	(708) 696-1010

FIRST ANNUAL WOMEN'S BIG TEN CONFERENCE BASKETBALL TOURNAMENT Friday-Monday, March 3-6, 1995 Hinkle Field House Butler University Campus Indianapolis, IN

Friday, March 3

Big Ten Conference Tournament
(First Round Playoffs)
Last six teams as determined by league
rankings play off for quarterfinal round; top
five teams in the standings have byes)

Saturday, March 4

Big Ten Conference Tournament
(Quarterfinals)

Sunday, March 5

Big Ten Conference Tournament
(Semifinals)

Sunday, March 6

Big Ten Conference Tournament
(Championship Finals)

Ticket Information

Indiana Sports Corporation
Indianapolis, IN
(317) 237-5000

Friday, February 3

Michigan at Purdue, 7:30 p.m. EST
Minnesota at Michigan St., 7:30 p.m. EST
Northwestern at Wisconsin, 7 p.m. CST
Ohio State at Iowa, 7:30 p.m. CST
Penn State at Indiana, 7:30 p.m. EST

Sunday, February 5

Iowa at Indiana, 2 p.m. EST
Michigan at Illinois, 2 p.m. CST
Minnesota at Wisconsin, 1:30 p.m. CST
Northwestern at Michigan St., 2 p.m. EST
Penn State at Purdue, 1 p.m. EST
(TV-GAME-SportsChannel)

Friday, February 10

Illinois at Minnesota, 7 p.m. CST
Michigan State at Iowa, 7:30 p.m. CST
Ohio State at Northwestern, 7 p.m. CST
(TV-GAME-SportsChannel)
Penn State at Michigan, 7:30 p.m. EST
Purdue at Indiana, 7:30 p.m. EST

Sunday, February 12

Indiana at Illinois, 2 p.m. CST
Michigan St. at Wisconsin, 1:30 p.m. CST
Ohio State at Minnesota, 2 p.m. CST
Penn State at Northwestern, 7 p.m. CST
Purdue at Iowa, 12 p.m. CST
(TV-GAME-SportsChannel)

Friday, February 17

Iowa at Penn State, 7:30 p.m. EST
(TV GAME-ESPN)
Michigan at Northwestern, 7 p.m. CST
Michigan State at Illinois, 7:30 p.m. CST
Minnesota at Purdue, 7:30 p.m. EST
Wisconsin at Ohio State, 7:30 p.m. EST

Sunday, February 19

Illinois at Purdue, 2 p.m. EST
Indiana at Ohio State, 2 p.m. EST
Michigan at Michigan State, 1 p.m. EST
(TV-GAME-SportsChannel)
Minnesota at Penn State, 2 p.m. EST
Wisconsin at Iowa, 2 p.m. CST

Friday, February 24

Iowa at Michigan, 7:30 p.m. EST
Northwestern at Illinois, 7:30 p.m. CST
Penn State at Michigan St., 7:30 p.m. EST
Purdue at Ohio State, 7:30 p.m. EST
Wisconsin at Indiana, 7:30 p.m. EST

Sunday, February 26

Iowa at Illinois, 2 p.m. CST
Michigan at Wisconsin, 1:30 p.m. CST
Michigan State at Indiana, 2 p.m. EST
Minnesota at Northwestern, 2 p.m. CST
Ohio State at Penn State, 1 p.m. EST
(TV-GAME-SportsChannel)

Big Ten Opponents

UNIVERSITY OF ILLINOIS

Sunday, January 22, 1995
at Madison, WI
—1:30 p.m. (CST)

Location: Champaign, IL
 Enrollment: 36,000
 Division: NCAA-I
 Home Arena:
 Huff Hall (4,500)
 Nickname: Fighting Illini
 Colors: Blue and Orange
 1993-94 Season Record: 10-17
 1994 Conference Record/Finish: 5-13/10th
 Starters Returning/Lost: 2/3
 Letterwinners Returning/Lost: 7/3
 Head Coach: Kathy Lindsey
 School Record: 40-70 (4 years)
 Career Record: 40-70 (4 years)
 Lindsey vs. Wisconsin: 4-4 (4 years)
 Assistant Coaches: Cindy Stein, Lavonda Wagner,
 Dana Eikenberg
 Basketball Office: 217-333-8612
 Sports Information: Kent Brown
 Office Phone: (217) 333-1391
 Home Phone: (217) 384-6486
 Media Row: (217) 244-0089
 FAX Phone: (217) 333-5540
 Fax-On-Demand: (404) 399-3066; Conference Code: 282
 Release/Statistics Codes: 1220/1223



Head Coach
Kathy Lindsey

Wisconsin vs. Illinois series record: 13-17

at Madison: 9-6; at Champaign: 4-9; Neutral: 0-2

Date	Place	Wis	Opp	Margin
Dec. 6, 1974	Iowa City, IA	56	57	- 1
Feb. 6, 1976	Champaign, IL	33	77	-44
Feb. 11, 1977	West Lafayette, IN	49	76	-27
Dec. 9, 1978	Madison, WI	60	51	+ 9
Feb. 16, 1979	Madison, WI	63	92	-29
Jan. 9, 1982	Madison, WI	80	71	+ 9
Jan. 9, 1983	Champaign, IL	91	88	+ 3
March 10, 1983	Madison, WI	72	80	- 8
Jan. 8, 1984	Madison, WI	64	53	+11
March 8, 1984	Champaign, IL	79	65	+14
Jan. 18, 1985	Champaign, IL	59	70	-11
Feb. 17, 1985	Madison, WI	70	67	+13
Jan., 17, 1986	Madison, WI	69	82	-13
Feb. 16, 1986	Champaign, IL	53	69	-16
Jan. 9, 1987	Champaign, IL	67	82	-15
Feb. 8, 1987	Madison, WI	64	77	-13
Jan. 15, 1988	Madison, WI	75	64	+11
Feb. 14, 1988	Champaign, IL	50	76 OT	-26
Jan. 27, 1989	Champaign, IL	75	81 OT	- 6
Feb. 26, 1989	Madison, WI	77	68	+ 9
Jan. 26, 1990	Madison, WI	86	77	+ 9
Feb. 25, 1990	Champaign, IL	76	81	- 5
Jan. 25, 1991	Madison, WI	90	81	+ 9
Feb. 24, 1991	Champaign, IL	73	88	-15
Jan. 24, 1992	Champaign, IL	65	59	+ 6
Feb. 23, 1992	Madison, WI	73	59	+14
Jan. 22, 1993	Champaign, IL	74	81	- 7
Feb. 21, 1993	Madison, WI	74	84	-10
Jan. 21, 1994	Madison, WI	81	59	+22
Feb. 20, 1994	at Champaign, IL	79	82	- 3

Top Illinois Returnees:

Player	Pos.	Ht.	Yr.	Pts.	Reb.
Kris Dupps*	F	5-10	Sr.	16.7	7.5
Anita Clinton*	C	6-1	Jr.	13.3	7.9
Ann Henderson	G	5-9	So.	5.4	2.7

* Returning Starter

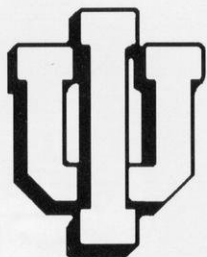
Top Illinois Newcomers:

Ashley Berggren	F	5-10	Fr.	Barrington, IL
Krista Reinking	G	5-9	Fr.	Decatur, IN
Nicole Vasey	F/C	6-1	Fr.	Lake Zurich, IL

INDIANA UNIVERSITY

Tuesday, January 3, 1995
at Madison, WI
—7:00 p.m.

Friday, February 24, 1995
at Bloomington, IN
—7:30 p.m. (EST)



Location: Bloomington, IN

Enrollment: 36,076

Division: NCAA-I

Home Arena:

Assembly Hall (17,357)

Nickname: Hoosiers

Colors: Cream and Crimson

1993-94 Season Record: 19-9

1994 Conference Record/Finish: 10-8/T4th

Starters Returning/Lost: 3/2

Letterwinners Returning/Lost: 8/3

Head Coach: Jim IZard

School Record: 95-75 (6 years)

Career Record: 258-124 (12 years)

Izard vs. Wisconsin: 7-3 (6 years)

Assistants: Susan Dixon, Jill Pozzotti, Tisha Hill

Basketball Office: (812) 855-3955

Sports Information: Shelli Stewart

Office Phone: (812) 855-4770

Home Phone: (812) 339-5922

Media Row: (812) 855-2754

FAX Phone: (812) 855-9401

Fax-On-Demand: (404) 399-3066; Conference Code: 282

Release/Statistics Codes: 1441/1444


Top Indiana Returnees:

Player	Pos.	Ht.	Yr.	Pts.	Reb.
Shirley Bryant*	F	5-10	Sr.	13.9	8.2
Lisa Furlin*	F	5-10	Jr.	13.6	4.2
Bridget Porter	G	5-9	So.	7.1	2.9
Emma Urzua*	G	5-8	Sr.	4.5	3.8

* Returning Starter

Top Indiana Newcomers:

Quacy Barnes	C	6-5	Fr.	Benton Harbor, MI
Jamie Garner	G	5-7	Fr.	Richmond, KY
Stephanie Gray	F	6-0	Fr.	Detroit, MI
Lakale Malone	G	5-8	Fr.	Murfreesboro, TN
Sarah Warner	G	5-4	Fr.	LaCrosse, WI



Head Coach
Jim IZard

Wisconsin vs. Indiana series record: 6-23

at Madison: 5-8; at Bloomington: 1-14; Neutral: 0-1

Date	Place	Wis	Opp	Margin
Dec. 7, 1974	Iowa City, IA	29	83	-54
Feb. 9, 1978	Bloomington, IN	48	63	-15
Feb. 8, 1979	Bloomington, IN	45	53	- 8
Feb. 17, 1979	Madison, WI	52	59	- 7
Jan. 18, 1980	Bloomington, IN	50	64	-14
Jan. 30, 1981	Madison, WI	86	76	+10
Dec. 5, 1981	Bloomington, IN	77	83	- 6
Feb. 6, 1983	Madison, WI	61	73	-12
Feb. 11, 1983	Bloomington, IN	49	59	-10
Feb. 5, 1984	Bloomington, IN	57	64	- 7
Feb. 10, 1984	Madison, WI	60	58	+ 2
Jan. 13, 1985	Madison, WI	51	75	-24
Feb. 8, 1985	Bloomington, IN	67	71	- 4
Jan. 12, 1986	Bloomington, IN	46	65	-19
Feb. 7, 1986	Madison, WI	37	65	-28
Jan. 16, 1987	Madison, WI	66	71	OT - 5
Feb. 15, 1987	Bloomington, IN	48	46	OT + 2
Jan. 22, 1988	Bloomington, IN	49	71	-22
Feb. 21, 1988	Madison, WI	53	77	-24
Jan. 6, 1989	Bloomington, IN	55	73	-18
March 11, 1989	Madison, WI	80	85	- 5
Jan. 5, 1990	Madison, WI	80	92	-12
March 10, 1990	Bloomington, IN	69	76	- 7
Feb. 1, 1991	Bloomington, IN	86	103	-17
March 3, 1991	Madison, WI	80	75	+ 5
Jan. 10, 1992	Bloomington, IN	52	77	-25
March 14, 1992	Madison, WI	77	67	+10
March 5, 1993	Madison, WI	79	72	+ 7
March 4, 1994	Bloomington, IN	64	66	- 2

UNIVERSITY OF IOWA

Friday, January 6, 1995
at Madison, WI
—7:00 p.m. (CST)

Sunday, February 19, 1995
at Iowa City, IA
—2:00 p.m. (CST)



Location: Iowa City, IA

Enrollment: 27,051

Division: NCAA-I

Home Arena:

Carver-Hawkeye

Arena (15,500)

Nickname: Hawkeyes

Colors: Black and Gold

1993-94 Season Record: 21-7

1994 Big Ten Record/Finish: 13-5/3rd

Post Season: Lost in NCAA second round to Alabama

Starters Returning/Lost: 2/4

Letterwinners Returning/Lost: 7/5

Head Coach: C. Vivian Stringer

School Record: 258-67 (11 years)

Career Record: 509-118 (22 years)

Stringer vs. Wisconsin: 16-4 (11 years)

Assistants: Angie Lee, Tim Eatman, Linda Myers

Basketball Office: (319) 335-9259

Sports Information: Cathy Bongiovi

Office Phone: (319) 335-9267

Home Phone: (319) 354-9425

Media Row: (319) 335-7284

FAX Phone: (319) 335-9417

Fax-On-Demand: (404) 399-3066; Conference Code: 282

Release/Statistics Codes: 1670/1675

Top Iowa Returnees:

Player	Pos.	Ht.	Yr.	Pts.	Reb.
Tia Jackson*	F/G	6-1	Sr.	16.8	4.3
Armeda Yarbrough*	G	5-5	Sr.	5.1	2.1
Antonia Macklin	F/G	5-7	Sr.	4.5	2.6
Simone Edwards	C	6-5	Sr.	3.8	2.8
Karen Clayton	G	5-5	Jr.	2.6	1.9

* Returning Starter

Top Iowa Newcomers:

Nadine Domond	G	5-9	Fr.	Bridgeport, CT
Tiffany Gooden	F	6-0	Fr.	Fort Wayne, IN
Angela Hamblin	G/F	6-0	Fr.	Gary, IN
Timicha Kriby	F	5-10	Fr.	Lynwood, CA
Shannon Perry	F	6-1	Fr.	Carson, CA
Tangela Smith	C	6-4	Fr.	Chicago, IL
Malikah Willis	C	6-2	Fr.	Cleveland, OH



Head Coach
C. Vivian Stringer

Wisconsin vs. Iowa series record: 11-18

at Madison: 6-6; at Iowa City: 4-12; Neutral: 1-0

Date	Place	Wis	Opp	Margin
Dec. 7, 1974	Iowa City, IA	65	49	+16
Dec. 2, 1978	Iowa City, IA	68	75	- 7
Dec. 1, 1979	Iowa City, IA	51	68	-17
Nov. 15, 1980	Madison, WI	73	69	+ 4
Feb. 3, 1981	Iowa City, IA	88	67	+11
Feb. 12, 1982	East Lansing, MI	78	64	+14
March 3, 1982	Iowa City, IA	78	64	+14
Jan. 23, 1983	Iowa City, IA	68	47	+21
Feb. 23, 1983	Madison, WI	68	44	+24
Jan. 22, 1984	Madison, WI	50	49	+ 1
Feb. 24, 1984	Iowa City, IA	37	46	- 9
Jan. 27, 1985	Madison, WI	65	54	+11
Feb. 24, 1985	Iowa City, IA	52	64	-12
Jan. 26, 1986	Iowa City, IA	32	68	-36
Feb. 21, 1986	Madison, WI	47	61	-14
Jan. 2, 1987	Madison, WI	44	83	-39
March 7, 1987	Iowa City, IA	56	78	-22
Jan. 8, 1988	Madison, WI	59	79	-20
March 12, 1988	Iowa City, IA	50	98	-48
Feb. 3, 1989	Madison, WI	57	67	-10
March 5, 1989	Iowa City, IA	52	78	-26
Feb. 2, 1990	Iowa City, IA	52	84	-32
March 4, 1990	Madison, WI	60	77	-17
Jan. 2, 1991	Madison, WI	78	67	+11
March 9, 1991	Iowa City, IA	76	85 OT	- 9
Feb. 7, 1992	Madison, WI	74	58	+16
March 8, 1992	Iowa City, IA	36	63	-27
January 8, 1993	Iowa City, IA	39	65	-26
January 7, 1994	Madison, WI	67	74	- 7

UNIVERSITY OF MICHIGAN

Wednesday, December 28, 1994
at Ann Arbor, MI
—7:30 p.m. (EST)

Sunday, February 26, 1995
at Madison, WI
—1:30 p.m. (CST)



Location: Ann Arbor, MI
 Enrollment: 36,845
 Division: NCAA-I
 Home Arena:

Crisler Arena (13,562)

Nickname: Wolverines

Colors: Maize and Blue

1993-94 Season Record: 3-24

1994 Big Ten Record/Finish: 0-18/11th

Starters Returning/Lost: 4/1

Letterwinners Returning/Lost: 5/1

Head Coach: Trish Roberts

School Record: 5-54 (2 years)

Career Record: 87-81 (6 years)

Roberts vs. Wisconsin: 0-4 (2 years)

Assistant Coaches: Sandy Thomas, Kathy Miles, Carol Owens

Basketball Office: (313) 747-2918

Sports Information: Barb Cossman

Office Phone: (313) 763-4423

Home Phone: TBA

Media Row: (313) 998-7188

FAX Phone: (313) 747-1188

Fax-On-Demand: (404) 399-3066; Conference Code: 282

Release/Statistics Codes: 1858/1857

Top Michigan Returnees:

Player	Pos.	Ht.	Yr.	Pts.	Reb.
Amy Johnson*	F	5-11	So.	15.6	4.9
Silver Shellman*	F	5-11	So.	11.3	5.5
Jennifer Kiefer*	G	5-7	So.	7.5	2.0
Jennifer Brzezinski*	F	6-1	Jr.	7.4	7.4

* Returning Starter

Top Michigan Newcomers:

Semelda Elvertson	F/G	5-8	Fr.	Chicago, IL
Maritza Dubois	F/C	6-0	Fr.	Brinklow, MD
Akisha Franklin	G	5-8	Fr.	Elmhurst, IL
Tennille Caruthers	F	6-0	Fr.	Detroit, MI
Molly Murray	F	6-0	Fr.	Grand Rapids, MI
Tiffany Willard	F	6-0	Fr.	Plymouth, MN
Pollyanna Johns	C	6-3	Fr.	Evanston, IL



Head Coach
Trish Roberts

Wisconsin vs. Michigan series record: 16-12

at Madison: 9-4; at Ann Arbor: 7-7; Neutral: 0-1

Date	Place	Wis	Opp	Margin
Feb. 7, 1976	Champaign, IL	33	84	-51
Jan. 12, 1979	Ann Arbor, MI	73	80	- 7
Jan. 26, 1980	Madison, WI	65	57	+ 8
Dec. 6, 1980	Ann Arbor, MI	78	87	- 9
Jan. 16, 1983	Madison, WI	99	68	+31
March 4, 1983	Ann Arbor, MI	80	71	+ 9
Jan. 15, 1984	Ann Arbor, MI	77	63	+13
March 2, 1984	Madison, WI	63	64	- 1
Feb. 3, 1985	Ann Arbor, MI	81	72	+ 9
March 1, 1985	Madison, WI	81	70	+11
Feb. 2, 1986	Madison, WI	67	72	- 5
Feb. 28, 1986	Ann Arbor, MI	66	77	-11
Jan. 25, 1987	Ann Arbor, MI	65	57	+12
Feb. 20, 1987	Madison, WI	88	63	+25
Jan. 31, 1988	Madison, WI	65	68	- 3
Feb. 26, 1988	Ann Arbor, MI	51	86	-35
Jan. 22, 1989	Madison, WI	66	59	+ 7
Feb. 17, 1989	Ann Arbor, MI	57	75	-18
Jan. 21, 1990	Ann Arbor, MI	51	68	-17
Feb. 16, 1990	Madison, WI	56	61	- 5
Jan. 13, 1991	Ann Arbor, MI	69	90	-21
Feb. 8, 1991	Madison, WI	101	88	+13
Jan. 19, 1992	Madison, WI	93	66	+27
Feb. 14, 1992	Ann Arbor, MI	84	60	+24
Jan. 17, 1993	Madison, WI	73	67	+ 6
Feb. 12, 1993	Ann Arbor, MI	79	75	+ 4
Jan. 16, 1994	Ann Arbor, MI	64	63	+ 1
Feb. 11, 1994	Madison, WI	75	64	+11

MICHIGAN STATE UNIVERSITY

Friday, January 13, 1995
at East Lansing, MI
—7:30 p.m. (EST)

Sunday, February 12, 1995
at Madison, WI
—1:30 p.m. (CST)

S

Location: East Lansing, MI
 Enrollment: 39,743
 Division: NCAA-I
 Home Arena:

Breslin Center (15,138)

Nickname: Spartans

Colors: Green and white

1993-94 Season Record: 12-15

1994 Big Ten Record/Finish: 7-11/T7th

Starters Returning/Lost: 5/0

Letterwinners Returning/Lost: 10/2

Head Coach: Karen Langeland

School Record: 273-217 (18 years)

Career Record: 273-217 (18 years)

Langeland vs. Wisconsin: 11-18 (18 years)

Assistant Coaches: Sue Guevara, Cheryl Dozier, Angela Jackson

Basketball Office: (517) 353-8613

Sports Information: Lori Schulze

Office Phone: (517) 355-2271

Home Phone: (517) 887-8250

Media Row: (517) 353-1626

FAX Phone: (517) 353-9636

Fax-On-Demand: (404) 399-3066; Conference Code: 282

Release/Statistics Codes: 2075/2079

Top Michigan State Returnees:

Player	Pos.	Ht.	Yr.	Pts.	Reb.
Kisha Kelley*	F	5-10	Sr.	19.0	8.8
Tanya Place*	G	6-0	Sr.	12.2	2.9
Chris Powers*	G	5-4	Sr.	10.4	2.5
Cheri Euler*	G	5-10	So.	6.9	2.4
Danika Kelley*	F	6-2	Sr.	4.6	5.1

* Returning Starter

Top Michigan State Newcomers:

Kate Larrabee	C	6-3	Jr.	La Mirada, CA
Jamie Wesley	G	5-8	Fr.	Morrice, MI
Bella Engen	F	6-1	Fr.	Hoenfoss, Norway



Head Coach
Karen Langeland

Wisconsin vs. Michigan State series record: 11-18

at Madison: 8-6; at East Lansing: 3-11; Neutral: 0-1

Date	Place	Wis	Opp	Margin
Feb. 6, 1976	Champaign, IL	46	77	-31
Jan. 14, 1978	Madison, WI	63	65	- 2
Jan. 13, 1979	East Lansing, MI	52	57	- 5
Dec. 30, 1980	Madison, WI	62	74	-12
Feb. 27, 1982	East Lansing, MI	60	76	-16
Jan. 14, 1983	Madison, WI	77	59	+18
March 6, 1983	East Lansing, MI	76	70	+ 6
Jan. 13, 1984	East Lansing, MI	67	66	+ 1
March 4, 1984	Madison, WI	88	68	+20
Feb. 1, 1985	East Lansing, MI	64	65	- 1
March 3, 1985	Madison, WI	82	72	+10
Jan. 31, 1986	Madison, WI	55	58	- 3
March 2, 1986	East Lansing, MI	69	82	-13
Jan. 23, 1987	East Lansing, MI	53	77	-24
Feb. 22, 1987	Madison, WI	57	71	-14
Jan. 29, 1988	Madison, WI	58	65	- 7
Feb. 29, 1988	East Lansing, MI	58	68	-10
Jan. 20, 1989	Madison, WI	71	69	+ 2
Feb. 19, 1989	East Lansing, MI	67	71	- 4
Jan. 19, 1990	East Lansing, MI	43	73	-30
Feb. 18, 1990	Madison, WI	55	61	- 6
Jan. 11, 1991	East Lansing, MI	73	89	-16
Feb. 10, 1991	Madison, WI	78	75	+ 3
Jan. 17, 1992	Madison, WI	79	63	+16
Feb. 16, 1992	East Lansing, MI	73	58	+15
Jan. 15, 1993	Madison, WI	75	67	+ 8
Feb. 14, 1993	East Lansing, MI	67	81	-14
Jan. 14, 1994	East Lansing, MI	69	72	- 3
Feb. 13, 1994	Madison, WI	92	85	+ 7

UNIVERSITY OF MINNESOTA

Friday, January 20, 1995
at Minneapolis, MN
—7:00 p.m. (CST)

Sunday, February 5, 1995
at Madison, WI
—1:30 p.m. (CST)

Location: Minneapolis, MN
 Enrollment: 40,000
 Division: NCAA-I
 Home Arena:

Sports Pavilion (5,700)

Nickname: Golden Gophers

Colors: Maroon and gold

1993-94 Season Record: 18-11

1994 Big Ten Record/Finish: 10-8/T4th

Starters Returning/Lost: 2/3

Letterwinners Returning/Lost: 6/5

Head Coach: Linda Hill-MacDonald

School Record: 46-64 (4 years)

Career Record: 212-194 (14 years)

Hill-MacDonald vs. Wisconsin: 4-4 (4 years)

Assistant Coaches: Joan Kelly, Lori Herrmann, Treka McMillian

Basketball Office: (612) 624-9352

Sports Information: Dianne Boyer

Office Phone: (612) 624-3335


Home Phone: (612) 645-4421

Media Row: (612) 626-1394

FAX Phone: (612) 624-8018

Fax-On-Demand: (404) 399-3066; Conference Code: 282

Release/Statistics Codes: 2305/2307



WOMEN'S ATHLETICS
University of Minnesota



Head Coach
Linda Hill-MacDonald

Wisconsin vs. Minnesota series record: 12-19

at Madison: 8-7; at Minneapolis: 3-11; Neutral: 1-1

Date	Place	Wis	Opp	Margin
Dec. 6, 1974	Iowa City, IA	55	45	+10
Feb. 8, 1980	Madison, WI	66	80	-14
Jan. 17, 1981	Madison, WI	68	84	-16
Feb. 13, 1981	Evanston, IL	68	79	-11
March 7, 1981	Minneapolis, MN	56	66	-10
Nov. 21, 1981	Madison, WI	63	72	-9
Jan. 23, 1982	Minneapolis, MN	60	63	-3
Jan. 28, 1983	Minneapolis, MN	60	73	-13
Feb. 18, 1983	Madison, WI	71	77	-6
Jan. 27, 1984	Madison, WI	63	59	+4
Feb. 17, 1984	Minneapolis, MN	51	62	-11
Jan. 25, 1985	Madison, WI	58	59	-1
Feb. 24, 1985	Minneapolis, MN	70	79	-9
Jan. 24, 1986	Minneapolis, MN	58	75	-17
Feb. 23, 1986	Madison, WI	62	52	+10
Jan. 4, 1987	Madison, WI	81	73	+8
March 5, 1987	Minneapolis, MN	45	70	-25
Jan. 10, 1988	Minneapolis, MN	75	67	+8
March 9, 1988	Madison, WI	71	73	-2
Feb. 5, 1989	Madison, WI	78	61	+17
March 3, 1989	Minneapolis, MN	58	83	-25
Feb. 4, 1990	Minneapolis, MN	76	75	+1
March 2, 1990	Madison, WI	94	82	+17
Jan. 6, 1991	Madison, WI	102	77	+25
March 7, 1991	Minneapolis, MN	62	76	-14
Feb. 9, 1992	Madison, WI	82	72	+10
March 6, 1992	Minneapolis, MN	83	82	+1
Jan. 12, 1993	Madison, WI	75	72	+3
March 10, 1993	Minneapolis, MN	56	91	-35
Jan. 9, 1994	Minneapolis, MN	84	89	-5
March 8, 1994	Madison, WI	71	82	-11

Top Minnesota Returnees:

Player	Pos.	Ht.	Yr.	Pts.	Reb.
Shannon Loeblein*	G	5-9	Sr.	11.9	3.9
Cara Pearson*	F	5-11	Sr.	9.5	6.1
Lori Lawler	G/F	5-11	Sr.	3.3	2.0

* Returning Starter

Top Minnesota Newcomers:

Kay Schmidt	G	5-11	Fr.	Bloomington, MN
Sarah Schieber	F/G	5-11	Fr.	Caledonia, MN
Toni Melancon	C	6-6	Fr.	Maple Grove, MN

NORTHWESTERN UNIVERSITY

Friday, February 3, 1995
at Madison, WI
—7:00 p.m.



Location: Evanston, IL
 Enrollment: 7,400
 Division: NCAA-I
 Home Arena:
 Welsh-Ryan Arena (8,117)
 Nickname: Wildcats
 Colors: Purple and White
 1993-94 Season Record: 17-10
 1993 Big Ten Record/Finish: 9-9/6th
 Starters Returning/Lost: 3/2
 Letterwinners Returning/Lost: 8/3
 Head Coach: Don Perrelli
 School Record: 176-107 (10 years)
 Career Record: 351-178 (18 years)
 Perrelli vs. Wisconsin: 18-2 (10 years)
 Assistants: Marnie Dacko, Mary Ciuk
 Basketball Office: (708) 491-5709
 Sports Information: Lisa Juscik
 Office Phone: (708) 491-7503
 Home Phone: TBA
 Media Row: (708) 491-8852
 FAX Phone: (708) 491-8818
 Fax-On-Demand: (404) 399-3066; Conference Code: 282
 Release/Statistics Codes: 2435/2437


Top Northwestern Returnees:

Player	Pos.	Ht.	Yr.	Pts.	Reb.
Maureen Holohan*	G/F	6-0	Sr.	15.8	6.6
Michele Ratay*	G	5-11	So.	10.4	3.7
Katrina Hannaford*	C/F	6-2	So.	8.7	4.8
Colleen Swift	F	6-1	Sr.	6.8	4.9

* Returning Starter

Top Northwestern Newcomers:

Shannon McGarrigle	G	5-7	Fr.	Ridgewood, NJ
Lisa Byington	G	5-6	Fr.	Portage, MI
Amber DeWall	G	5-8	Fr.	St. Louis Park, MN
Candace Wrenn	F	6-0	Fr.	Austin, TX



Head Coach
Don Perrelli

Wisconsin vs. Northwestern series record: 6-26

at Madison: 3-13; at Evanston: 3-12; Neutral: 0-1

Date	Place	Wis	Opp	Margin
Jan. 22, 1977	Madison, WI	70	80	-10
Jan. 28, 1978	Evanston, IL	61	67	- 6
Feb. 21, 1979	Madison, WI	62	67	- 5
Jan. 23, 1980	Evanston, IL	52	79	-27
Dec. 13, 1980	Madison, WI	70	77	- 7
Feb. 25, 1981	Madison, WI	75	82	- 7
Feb. 12, 1982	East Lansing, MI	52	62	-10
Feb. 20, 1982	Evanston, IL	66	82	-16
Jan. 21, 1983	Evanston, IL	57	54	+ 3
Feb. 27, 1983	Madison, WI	81	72	+ 9
Jan. 20, 1984	Madison, WI	80	70	+10
Feb. 24, 1984	Evanston, IL	57	54	+ 3
Jan. 6, 1985	Madison, WI	58	76	-18
March 9, 1985	Evanston, IL	89	86 OT	+ 3
Jan. 5, 1986	Evanston, IL	64	68	- 4
March 8, 1986	Madison, WI	72	87	-15
Jan. 30, 1987	Madison, WI	53	72	-19
Feb. 27, 1987	Evanston, IL	50	73	-23
Feb. 5, 1988	Evanston, IL	55	70	-15
March 4, 1988	Madison, WI	57	83	-26
Jan. 13, 1989	Madison, WI	59	62	- 3
Feb. 10, 1989	Evanston, IL	63	66	- 3
Jan. 12, 1990	Evanston, IL	57	72	-15
Feb. 9, 1990	Madison, WI	62	73	- 9
Jan. 18, 1991	Madison, WI	85	86	- 1
Feb. 15, 1991	Evanston, IL	72	93	-21
Jan. 31, 1992	Madison, WI	91	89	+ 2
Feb. 28, 1992	Evanston, IL	80	91	-11
Jan. 24, 1993	Evanston, IL	65	82	-17
Feb. 19, 1993	Madison, WI	90	103	-13
Jan. 23, 1994	Madison, WI	85	101	-16
Feb. 18, 1994	Evanston, IL	54	79	-25

THE OHIO STATE UNIVERSITY

Sunday, January 8, 1995
at Madison, WI
—1:30 p.m. (CST)

Friday, February 17, 1995
at Columbus, OH
—7:30 p.m. (EST)

Location: Columbus, Ohio
 Enrollment: 58,000
 Division: NCAA-I
 Home Arena:

St. John Arena (13,276)

Nickname: Buckeyes

Colors: Scarlet and Gray

1993-94 Season Record: 14-14

1994 Big Ten Record Finish: 7-11/tie for 7th

Starters Returning/Lost: 4/1

Letterwinners Returning/Lost: 10/2

Head Coach: Nancy M. Darsch

School Record: 184-83 (9 years)

Career Record: 184-83 (9 years)

Darsch vs. Wisconsin: 14-4 (9 years)

Assistants: Nikita Lowry, Melissa McFerrin, Myra Games

Basketball Office: (614) 292-9270

Sports Information: Liz Cook

Office Phone: (614) 292-6861

Home Phone: (614) TBA

Media Row: (614) 292-1813

FAX Phone: (614) 292-8547

Fax-On-Demand: (404) 399-3066; Conference Code: 282

Release/Statistics Codes: 2620/2626



Head Coach
Nancy Darsch

Wisconsin vs. Ohio State series record: 5-22

at Madison: 3-9; at Columbus: 2-10; Neutral: 0-3

Date	Place	Wis	Opp	Margin
Feb. 10, 1978	West Lafayette, IN	48	73	-25
March 10, 1978	East Lansing, MI	52	85	-33
March 3, 1980	Terre Haute, IN	68	80	-12
Feb. 4, 1983	Madison, WI	66	84	-18
Feb. 13, 1983	Columbus, OH	61	75	-14
Feb. 3, 1984	Columbus, OH	66	85	-19
Feb. 12, 1984	Madison, WI	79	70	+ 9
Jan. 11, 1985	Madison, WI	53	66	-13
Feb. 10, 1985	Columbus, OH	48	62	-14
Jan. 10, 1986	Columbus, OH	48	81	-33
Feb. 9, 1986	Madison, WI	50	85	-35
Jan. 18, 1987	Madison, WI	49	89	-40
Feb. 13, 1987	Columbus, OH	62	97	-35
Jan. 24, 1988	Columbus, OH	54	84	-30
Feb. 19, 1988	Madison, WI	70	87	-17
Jan. 8, 1989	Columbus, OH	53	84	-31
March 8, 1989	Madison, WI	61	77	-16
Jan. 7, 1990	Madison, WI	64	72	- 8
March 8, 1990	Columbus, OH	57	78	-21
Feb. 3, 1991	Columbus, OH	76	81 OT	- 5
March 1, 1991	Madison, WI	92	77	+15
Jan. 12, 1992	Columbus, OH	90	79	+11
March 11, 1992	Madison, WI	72	78	- 6
Jan. 29, 1993	Madison, WI	66	70	- 4
Feb. 26, 1993	Columbus, OH	58	95	-37
Jan. 28, 1994	Columbus, OH	99	90	+ 9
Feb. 27, 1994	Madison, WI	73	70	+ 3

Top Ohio State Returnees:

Player	Pos.	Ht.	Yr.	Pts.	Reb.
Katie Smith*	F	5-11	Jr.	22.0	6.1
Adrienne Johnson*	G	5-10	Jr.	10.7	3.3
Alysiah Bond*	G	5-5	Sr.	7.3	2.2
Lisa Negri*	F	6-2	Jr.	4.4	4.4

* Returning Starter

Top Ohio State Newcomers:

Peggy Evans	F/C	6-0	Sr.	Birmingham, MI
Tiffany Glosson	F/C	6-3	Fr.	Milwaukee, WI

THE PENN STATE UNIVERSITY

**Sunday, January 29, 1995
at University Park, PA
—2:00 p.m. (EST)**

Location: University Park, PA
Enrollment: 30,500
Division: NCAA-I
Home Arena: Rec Hall (6,846)
Nickname: Lady Lions
Colors: Blue and white
1993-94 Season Record: 28-3
1994 Big Ten Record/Finish: 16-2/T1st
Starters Returning/Lost: 3/2
Letterwinners Returning/Lost: 10/2
Head Coach: Rene Portland
School Record: 325-105 (14 years)
Career Record: 412-135 (18 years)
Portland vs. Wisconsin: 5-0 (3 years)



Assistant Coaches: Annie Troyan, Susan Robinson

Basketball Office: (814) 863-2672

Sports Information: Kathy Cafazzo

Office Phone: (814) 865-1757

Home Phone: (814) 867-6866

Media Row: (814) 863-3516

FAX Phone: (814) 863-3165

Fax-On-Demand: (404) 399-3066; Conference Code: 282

Release/Statistics Codes: 2825/2829

Top Penn State Returnees:

Player	Pos.	Ht.	Yr.	Pts.	Reb.
Katina Mack*	G	5-8	Sr.	14.4	3.6
Tina Nicholson*	G	5-3	Jr.	12.0	2.2
Missy Masley*	C	6-2	Sr.	9.3	7.0
Carla Coleman	G	5-8	Sr.	7.5	1.9

* Returning Starter

Top Penn State Newcomers:

Stacey Hrivnak	C	6-5	Fr.	Harrisburg, PA
Julie Jarosz	C	6-6	Fr.	Bridgeview, IL
Tara Macciocco	G	5-9	Fr.	Dunmore, PA
Jamie Parsons	G	5-8	Fr.	Raleigh, NC



**Head Coach
Rene Portland**

Wisconsin vs. Penn State series record: 0-5

at Madison: 0-2; at University Park: 0-3

Date	Place	Wis	Opp	Margin
Feb. 2, 1992	University Park, PA	75	86	-11
Jan. 31, 1993	Madison, WI	73	90	-17
Feb. 28, 1993	University Park, PA	66	95	-29
Jan. 30, 1994	University Park, PA	53	73	-20
Feb. 23, 1994	Madison, WI	59	88	-29

PURDUE UNIVERSITY

Friday, January 27, 1995
at West Lafayette, IN
—7:30 p.m. (EST)

Location: West Lafayette, IN
 Enrollment: 35,161
 Division: NCAA-I
 Home Arena:
 Mackey Arena (14,123)

Nickname: Boilermakers
 Colors: Black and Old Gold
 1993-94 Season Record: 29-5
 1994 Big Ten Record/Finish: 16-2/T1st
 Starters Returning/Lost: 5/0
 Letterwinners Returning/Lost: 11/0
 Head Coach: Lin Dunn

School Record: 162-49 (7 years)
 Career Record: 403-238 (23 years)
 Dunn vs. Wisconsin: 12-2 (7 years)
 Assistants: Dallas Boychuk, MaChelle Joseph, TBA
 Basketball Office: (317) 494-5853

Sports Information: Tom Schott
 Office Phone: (317) 494-3145
 Home Phone: (317) 463-5802
 Media Row: (317) 494-6364
 FAX Phone: (317) 494-5447
 Fax-On-Demand: (404) 399-3066; Conference Code: 282
 Release/Statistics Codes: 3025/3031



Head Coach
Lin Dunn

Wisconsin vs. Purdue series record: 9-21

at Madison: 6-8; at West Lafayette: 3-12; Neutral: 0-1

Top Purdue Returnees:

Player	Pos.	Ht.	Yr.	Pts.	Reb.
Leslie Johnson*	C	6-1	So.	18.5	9.1
Cindy Lamping*	G	5-10	Jr.	16.0	5.6
Stacey Lovelace*	C	6-4	So.	9.2	4.2
Tonya Kirk*	F	6-2	So.	8.7	5.3
Jennifer Jacoby*	G	5-7	Jr.	8.1	2.9

* Starters

Top Purdue Newcomers:

Nicole Erickson	G	5-7	Fr.	Fullerton, CA
Michele VanGorp	C	6-6	Fr.	Macomb, MI

Date	Place	Wis	Opp	Margin
Dec. 3, 1976	West Lafayette, IN	40	53	-13
Feb. 11, 1977	West Lafayette, IN	60	62	- 2
Jan. 20, 1978	Carbondale, IL	65	79	-14
Jan. 20, 1979	Madison, WI	82	75 OT	+ 7
Feb. 15, 1980	West Lafayette, IN	66	57	+ 9
Feb. 6, 1981	Madison, WI	61	57	+ 4
Jan. 7, 1983	West Lafayette, IN	58	55	+ 3
March 12, 1983	Madison, WI	92	82	+10
Jan. 6, 1984	Madison, WI	92	62	+30
March 10, 1984	West Lafayette, IN	75	65	+10
Jan. 20, 1985	West Lafayette, IN	61	67	- 6
Feb. 15, 1985	Madison, WI	65	73	- 8
Jan. 19, 1986	Madison, WI	57	72	-15
Feb. 14, 1986	West Lafayette, IN	57	79	-22
Jan. 11, 1987	West Lafayette, IN	62	70	- 8
Feb. 6, 1987	Madison, WI	49	85	-36
Jan. 17, 1988	Madison, WI	62	80	-18
Feb. 12, 1988	West Lafayette, IN	55	67	-12
Jan. 15, 1989	West Lafayette, IN	56	69	-13
Feb. 27, 1989	Madison, WI	81	67	+14
Jan. 28, 1990	Madison, WI	72	92	-20
Feb. 23, 1990	West Lafayette, IN	63	81	-18
Jan. 27, 1991	Madison, WI	87	97	-10
Feb. 22, 1991	West Lafayette, IN	53	93	-40
Jan. 26, 1992	West Lafayette, IN	56	82	-26
Feb. 21, 1992	Madison, WI	80	69	+11
Feb. 7, 1993	West Lafayette, IN	49	72	-23
Mar. 7, 1993	Madison, WI	57	77	-20
Feb. 6, 1994	Madison, WI	64	77	-13
Mar. 6, 1994	West Lafayette, IN	45	93	-48

Non-Conference Opponents

St. Mary's Classic

**Friday-Saturday, November 25-26, 1994
at Moraga, CA—5:30 & 7:30 p.m. PST**

**Friday—Wisconsin vs. Baylor, 5:30 p.m.
Idaho State vs. St. Mary's, 7:30 p.m.**

**Saturday—Consolation 5:30 p.m.
Championship 7:30 p.m.**

Baylor University

Location: Waco, TX
Enrollment: 12,500
Division: NCAA I
Home Arena: Ferrell Center (10,084)
Nickname: Bears
Colors: Green and gold
Conference: Southwest
1993-94 Season Record: 13-14
1993-94 Conference Record/Finish: 4-10/7th
Starters Returning/Lost: 3/2
Letterwinners Returning/Lost: 9/4
Head Coach: Sonja Hogg
School Record: First year
Career Record: 307-55 (11 years)
Assistant Coaches: Angela Lawson, Larry Tidwell
Basketball Office: (817) 755-3947
Sports Information: Julie Bennett
Office Phone: (817) 755-3042
Home Phone: (817) 857-4373
Media Row: (817) 755-3955
FAX Phone: (817) 755-1369



Top Baylor Returnees:

Player	Pos.	Ht.	Yr.	Pts.	Reb.
Kristin Mayberry	G	5-5	Sr.	11.5	4.0
Kelli Donaldson	G	5-6	Sr.	5.7	2.1
Amber Seaton	C	6-0	Jr.	11.8	7.1

Wisconsin vs. Baylor series record: First meeting

Idaho State University

Location: Pocatello, ID
Enrollment: 11,513
Division: NCAA I
Home Arena: Holt Arena (8,311)
Nickname: Bengals
Colors: Orange and black
Conference: Big Sky
1993-94 Season Record: 7-19
1993-94 Conference Record/Finish: 4-10/6th
Starters Returning/Lost: 2/3
Letterwinners Returning/Lost: 8/4
Head Coach: Ted Anderson
School Record: 73-113 (7 years)
Career Record: 175-171 (13 years)
Assistant Coaches: Brady Sallee, Stefanie Pemper
Sports Information: Loren Wohlgemuth
Office Phone: (208) 236-2621
Home Phone: (208) 232-4980



Media Row: (208) 236-2952
Fax Phone: (208) 236-3659

Top Idaho State Returnees:

Player	Pos.	Ht.	Yr.	Pts.	Reb.
Meg Salness	G	5-11	So.	10.6	5.8
Nicole Davis	C	6-2	So.	6.8	7.4
Bambi Douma	F	6-0	Sr.	6.7	2.9

Wisconsin vs. Idaho State series record: First meeting

St. Mary's College

Location: Moraga, CA
Enrollment: 1,000
Division: NCAA I
Home Arena: McKeon Pavilion (3,500)
Nickname: Gaels
Colors: Blue and red
Conference: Western Coast
1993-94 Season Record: 15-12
1993-94 Conference Record/Finish: 8-6/3rd
Starters Returning/Lost: 5/0
Letterwinners Returning/Lost: 11/3
Head Coach: Terri Rubenstein
School Record: 190-119 (11 years)
Career Record: 190-119 (11 years)
Assistant Coaches: Sean Gogan, Laura Hall
Basketball Office: (510) 631-4614
Sports Information: Brent Keys
Office Phone: (510) 631-4402
Home Phone: (510) 793-1108
Media Row: (510) 631-4699
FAX Phone: (510) 631-4405



Top St. Mary's Returnees:

Player	Pos.	Ht.	Yr.	Pts.	Reb.
Joy Durand	G/F	5-10	Jr.	10.7	6.4
Shannon O'Brien	F	5-11	Sr.	10.4	6.5
Melissa Schreiner	C	6-4	Sr.	9.7	7.3
Kim Rubenstein	F	5-10	Jr.	9.3	1.9

Wisconsin vs. St. Mary's series record: First Meeting

Western Illinois

**Tuesday, November 29, 1994
at Madison, WI—7:00 p.m. CST**

Location: Macomb, IL
Enrollment: 12,500
Division: NCAA I
Home Arena: Western Hall (5,139)
Nickname: Westerwinds
Colors: Purple and gold
Conference: Mid-Continent
1993-94 Season Record: 15-13
1993-94 Conference Record/Finish: 11-7/3rd
Starters Returning/Lost: 4/1
Letterwinners Returning/Lost: 9/3
Head Coach: Regina Miller
School Record: 18-34 (2 years)
Career Record: 18-34 (2 years)
Assistant Coaches: Julie McGhee, Michael Peterson



Basketball Office: (309) 298-1703
 Sports Information: Jeff Kearney
 Office Phone: (309) 298-1663
 Home Phone: (309) 837-2315
 Media Row: TBA
 FAX Phone: (309) 298-3366

Top Western Illinois Returnees:

Player	Pos.	Ht.	Yr.	Pts.	Reb.
Vicki Adelman	G	5-8	Sr.	12.8	2.3
Lori Haskett	F	5-11	Jr.	11.6	7.7
Val Vincent	G	5-7	Jr.	6.0	4.3
Susan Edwards	F	6-2	So.	2.9	3.0

Wisconsin vs. Western Illinois series record: 7-1

Date	Place	Wis	Opp	Margin
Nov. 17, 1979	Madison, WI	69	76	- 7
Nov. 22, 1980	Macomb, IL	84	76	+ 8
Nov. 28, 1981	Macomb, IL	81	70	+11
Jan. 13, 1982	Madison, WI	81	43	+38
Nov. 24, 1985	Madison, WI	74	69 OT	+ 5
Dec. 4, 1988	Madison, WI	73	62	+11
Dec. 13, 1991	Madison, WI	112	69	+57
Nov. 28, 1993	Madison, WI	80	53	+27

Arkansas Dial Classic

Friday-Saturday, December 2-3, 1994
at Fayetteville, AR—5:45 & 8:00 p.m. CST

Friday—Wisconsin vs. Southern Methodist, 5:45 p.m.
St. Mary's (CA) vs. Arkansas, 8:00 p.m.

Saturday—Consolation, 5:45 p.m.
Championship, 8:00 p.m.

Southern Methodist

Location: Dallas, TX
 Enrollment: 8,931
 Division: NCAA I
 Home Arena: Moody Coliseum (9,007)
 Nickname: Mustangs
 Colors: Red and blue
 Conference: Southwest
 1993-94 Season Record: 18-9
 1993-94 Conference Record/Finish: 8-6/4th
 Starters Returning/Lost: 4/1
 Letterwinners Returning/Lost: 10/2
 Head Coach: Rhonda Rompola
 School Record: 55-31 (3 years)
 Career Record: 55-31 (3 years)
 Assistant Coach: Jon Newlee, Lisa Dark, Suzanne McAnnally
 Basketball Office: (214) 768-3536
 Sports Information: Charley Green
 Office Phone: (214) 768-2883
 Home Phone: (214) 363-9664
 Media Row: (214) 768-2883
 FAX Phone: (214) 768-2044



Top Southern Methodist Returnees:

Player	Pos.	Ht.	Yr.	Pts.	Reb.
Jennifer McLaughlin	G	5-7	Jr.	16.5	3.0
Kerri Delaney	F	6-1	Jr.	14.9	7.7

Kim Brungardt	C	6-2	Jr.	8.4	5.9
Mary Gleason	G	5-5	Sr.	6.2	2.6

Wisconsin vs. Southern Methodist series record: First meeting

University of Arkansas

Location: Fayetteville, AR
 Enrollment: 14,400
 Division: NCAA I
 Home Arena: Bud Walton Arena (19,200)
 Nickname: Lady Razorbacks
 Colors: Cardinal and white
 Conference: Southeastern
 1993-94 Season Record: 15-14
 1993-94 Conference Record/Finish: 3-8/9th
 Starters Returning/Lost: 3/2
 Letterwinners Returning/Lost: 9/5
 Head Coach: Gary Blair
 School Record: 15-14 (1 year)
 Career Record: 225-57 (9 years)
 Assistant Coaches: Tom Collen, Kit Kyle, Amber Nicholas
 Basketball Office: (501) 575-3000
 Sports Information: Bill Smith
 Office Phone: (501) 575-3707
 Home Phone: (501) 443-9450
 Media Row: (501) 575-6622
 FAX Phone: (501) 575-7410



Top Arkansas Returnees:

Player	Pos.	Ht.	Yr.	Pts.	Reb.
Kimberly Wilson	G	6-0	So.	13.2	4.5
Stephanie Bloomer	C	6-3	Sr.	12.2	6.4
Kelly Johnson	F	6-0	Jr.	10.2	5.0

Wisconsin vs. Arkansas series record: First meeting

UW-Green Bay

Wednesday, December 7, 1994
at Green Bay, WI—7:00 p.m. CST

Location: Green Bay, WI
 Enrollment: 5,000
 Division: NCAA I
 Home Arena: Phoenix
 Sports Center (2,000)
 Nickname: Phoenix
 Colors: Red, green and white
 Conference: Midwestern Collegiate
 1993-94 Season Record: 19-11
 1993-94 Conference Record/Finish: 13-5/2nd
 Starters Returning/Lost: 3/2
 Letterwinners Returning/Lost: 9/2
 Head Coaches: Carol Hammerle
 School Record: 379-189 (21 years)
 Career Record: 379-189 (21 years)
 Assistant Coaches: Emily Bauer, Sue Bodilly
 Basketball Office: (414) 465-2145
 Sports Information: Sue Bodilly
 Office Phone: (414) 465-2498
 Home Phone: (414) 499-8956
 FAX Phone: (414) 465-2357





Top UW-Green Bay Returnees:

Player	Pos.	Ht.	Yr.	Pts.	Reb.
Lisa Marshall	G/F	5-10	Sr.	11.8	3.8
Erin Evers	F	5-11	Jr.	8.5	4.5
Sarah Meyer	G	5-5	Sr.	7.8	2.3

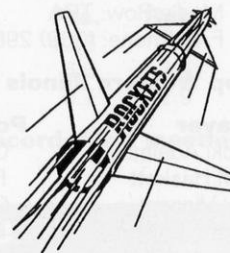
Wisconsin vs. UW-Green Bay series record: 9-3

Date	Place	Wis	Opp	Margin
Jan. 11, 1975	Madison, WI	45	38	+ 7
Jan. 24, 1976	Madison, WI	50	29	+21
Feb. 9, 1976	Green Bay, WI	47	39	+ 8
Feb. 23, 1977	Green Bay, WI	81	37	+44
Feb. 23, 1982	Madison, WI	66	53	+13
Dec. 8, 1982	Green Bay, WI	69	55	+14
Dec. 9, 1987	Madison, WI	60	61	- 1
Dec. 7, 1988	Green Bay, WI	62	58 OT	+ 4
Dec. 5, 1989	Madison, WI	58	60	- 2
Dec. 4, 1990	Green Bay, WI	75	91	-16
Dec. 1, 1992	Madison, WI	63	62	+ 1
Jan. 3, 1994	Madison, WI	75	64	+11

University of Toledo

**Saturday, December 10, 1994
at Toledo, OH—7:00 p.m. EST**

Location: Toledo, OH
Enrollment: 24,206
Division: NCAA I
Home Arena: Savage Hall (9,000)
Nickname: Rockets
Colors: Midnight blue and gold
Conference: Mid-American
1993-94 Season Record: 24-8
1993-94 Conference Record/Finish: 13-5/2nd
Starters Returning/Lost: 3/2
Letterwinners Returning/Lost: 10/3
Head Coach: Bill Fennelly
School Record: 142-46 (6 years)
Career Record: 142-46 (6 years)
Assistant Coaches: Jane Roman, Jodi Steyer
Basketball Office: (419) 537-2530
Sports Information: Michael Lamb
Office Phone: (419) 537-3790
Home Phone: (419) 536-8290
Media Row: (419) 537-2027
FAX Phone: (419) 537-3795



Top Toledo Returnees:

Player	Pos.	Ht.	Yr.	Pts.	Reb.
Dana Drew	G	5-6	Sr.	20.1	3.5
Mimi Olson	F	6-0	So.	11.5	6.2
Denise Pickenpaugh	G	5-9	Jr.	7.2	3.5

Wisconsin vs. Toledo series record: 0-1

Date	Place	Wis	Opp	Margin
Nov. 26, 1993	Madison, WI	72	81	-10

Illinois-Chicago

**Thursday, December 15, 1994
at Madison, WI—7:00 p.m. CST**

Location: Chicago, IL
Enrollment: 23,482
Division: NCAA I
Home Arena: UIC Pavilion (8,000)
Nickname: Flames
Colors: Indigo and flame
Conference: Midwestern Collegiate
1993-94 Season Record: 12-16
1993-94 Conference Record/Finish: 9-9/6th
Starters Returning/Lost: 3/2
Letterwinners Returning/Lost: 7/3
Head Coach: Eileen McMahon
School Record: 42-70 (4 years)
Career Record: 42-70 (4 years)
Assistant Coaches: Eric Phillips, Andrea Johnson
Basketball Office: (312) 996-6962
Sports Information: Matt Lloyd
Office Phone: (312) 996-5881
Home Phone: (708) 250-7412
Media Row: (312) 413-5712
FAX Phone: (312) 996-5882



FLAMES

Top Illinois-Chicago Returnees:

Player	Pos.	Ht.	Yr.	Pts.	Reb.
Penny Armstrong	G	5-7	Sr.	21.5	5.0
Heather McKenna	F	5-10	Jr.	9.9	9.0
Joanne McCarthy	G	5-6	So.	93-94 Redshirt	

Wisconsin vs. Illinois-Chicago series record: 11-5

Date	Place	Wis	Opp	Margin
Feb. 4, 1977	Chicago, IL	59	62	- 3
Jan. 11, 1978	Madison, WI	67	73	- 6
Jan. 19, 1978	Chicago, IL	49	65	-16
Dec. 6, 1978	Chicago, IL	66	72	- 6
Feb. 1, 1980	Chicago, IL	54	71	-14
Feb. 23, 1980	Madison, WI	68	62	+ 6
Feb. 17, 1981	Chicago, IL	82	57	+25
Dec. 10, 1981	Madison, WI	75	53	+22
Nov. 26, 1982	Chicago, IL	90	32	+58
Dec. 7, 1983	Chicago, IL	71	64	+ 7
Dec. 11, 1985	Chicago, IL	71	55	+16
Dec. 27, 1986	Madison, WI	84	61	+23
Jan. 30, 1989	Madison, WI	72	58	+14
Nov. 28, 1989	Chicago, IL	76	66	+10
Dec. 12, 1990	Madison, WI	79	63	+16
Dec. 13, 1993	Chicago, IL	101	72	+29

Western Michigan

Saturday, December 31, 1994 Madison, WI—1:30 p.m. CST

Location: Kalamazoo, MI
Enrollment: 26,555
Division: NCAA I
Home Arena: University Arena (6,000)
Nickname: Broncos
Colors: Brown and gold
Conference: Mid-American
Starters Returning/Lost: 4/1
Letterwinners Returning/Lost: 9/1
1993-94 Season Record: 16-12
1993-94 Conference Record/Finish: 9-9/6th
Head Coach: Pat Charity
School Record: 41-68 (4 years)
Career Record: 41-68 (4 years)
Assistants: Dave Kavern, Helen Williams
Basketball Office: (616) 387-8656
Sports Information: Jeff Wueth
Office Phone: (616) 387-4104
Home Phone: (616) 342-6339
Media Row: TBA
FAX Phone: (616) 387-4124



Top Western Michigan Returnees:

Player	Pos.	Ht.	Yr.	Pts.	Reb.
Kina Brown	F	6-0	Sr.	14.1	8.5
Dora Kalmar Nagy	F	6-3	So.	10.9	7.8
Angel White	F	6-2	Jr.	8.1	7.8
Megan Boguslawski	C	6-1	Jr.	8.4	4.2

Wisconsin vs. Western Michigan series record: 7-1

Date	Place	Wis	Opp	Margin
Feb. 24, 1979	Kalamazoo, MI	79	75	+ 4
Feb. 22, 1980	Madison, WI	80	72	+ 8
Dec. 12, 1980	Madison, WI	68	54	+14

Jan. 23, 1981	Kalamazoo, MI	53	70	-17
Feb. 26, 1982	Kalamazoo, MI	74	58	+16
Dec. 4, 1982	Madison, WI	77	64	+13
Dec. 2, 1984	Madison, WI	61	52	+ 9
Dec. 2, 1986	Kalamazoo, MI	86	79	+ 7

Marquette University

Thursday, February 9, 1995 at Madison, WI—7:00 p.m. CST

Location: Milwaukee, WI
Enrollment: 11,032
Division: NCAA I
Home Arena: Marquette Gym (500)
Nickname: Golden Eagles
Colors: Blue and gold
Conference: Great Midwest
1993-94 Season Record: 22-7
1993-94 Conference Record/Finish: 10-2/2nd
Starters Returning/Lost: 4/1
Letterwinners Returning/Lost: 9/4
Head Coaches: Jim Jabir
School Record: 67-49 (4 years)
Career Record: 131-89 (8 years)
Assistant Coaches: Terri Mitchell, Tracey Tarkington
Basketball Office: (414) 288-6898
Sports Information: Mark Bedics
Office Phone: (414) 288-7447
Home Phone: TBA
FAX Phone: (414) 288-6519



Top Marquette Returnees:

Player	Pos.	Ht.	Yr.	Pts.	Reb.
Christine Kennedy	F/C	6-2	Sr.	13.3	9.9
Kerri Reaves	F	6-1	Sr.	11.4	5.1
Lori Goerlitz	G	5-5	Sr.	11.1	3.9
Liz Spurgin	F	6-1	Jr.	7.1	5.0

Wisconsin vs. Marquette series record: 5-1

Date	Place	Wis	Opp	Margin
Feb. 21, 1977	Madison, WI	68	47	+21
Mar. 5, 1977	Stevens Point, WI	60	61	- 1
Feb. 14, 1978	Milwaukee, WI	78	55	+16
Feb. 20, 1979	Madison, WI	67	44	+23
Dec. 1, 1988	Madison, WI	78	66	+12
Jan. 16, 1990	Madison, WI	90	79	+11

Season-by-Season Results 1974-94

1974-75

Won 11, Lost 7 (Home-6-2; Away-5-5)

12/6	+10	55-45	Minnesota
12/6	-1	56-57	Illinois
12/7	-54	29-83	Indiana
12/7	+16	65-49	Iowa
1/11	+7	45-38	UW-GREEN BAY
1/18	-30	46-76	UW-LaCROSSE
1/23	+15	42-27	Northern Illinois
1/25	+32	74-42	UW-PLATTEVILLE
1/28	+20	75-55	UW-MILWAUKEE
2/1	-2	47-49	UW-Stevens Point
2/5	+13	59-46	UW-Eau Claire
2/8	-27	32-59	UW-LaCrosse
2/11	+9	57-48	CARTHAGE COLLEGE
2/12	+4	62-58	CARROLL COLLEGE
2/15	+5	63-58	UW-Platteville
2/18	-2	53-55	UW-WHITEWATER
2/22	+11	56-45	UW-STEVEN'S POINT
2/28	-32	39-71	UW-Stevens Point

UW Head Coach: Marilyn Harris

Total home attendance: Figures Not Available

1975-76

Won 5, Lost 13 (Home-3-4; Away-2-9)

12/5	-60	28-88	Illinois State
12/6	-1	39-40	Mankato State
12/7	-13	46-59	UW-EAU CLAIRE
12/12	-42	59-101	Illinois State
12/13	-15	52-67	UW-RIVER FALLS
1/24	+21	50-29	UW-GREEN BAY
1/26	20	76-56	UW-Platteville
1/30	-26	40-66	UW-STEVEN'S POINT
1/31	-49	32-81	UW-LaCrosse
2/2	+5	52-47	UW-PLATTEVILLE
2/5	-37	41-78	UW-Whitewater
2/6	-31	46-77	Michigan State@
2/6	-44	33-77	Illinois@
2/7	-51	33-84	Michigan@
2/9	+8	47-39	UW-Green Bay
2/11	-72	30-102	UW-LaCROSSE
2/16	-50	35-85	UW-Stevens Point
2/21	+10	46-36	NORTHERN ILLINOIS

@Big Ten Tournament

UW Head Coach: Marilyn Harris

Total home attendance: Figures Not Available

1976-77

Won 7, Lost 14 (Home-3-4; Away-4-10)

12/3	-13	40-53	Purdue
12/4	+4	65-61	Cincinnati
12/11	-7	46-53	UW-WHITEWATER
1/15	+4	56-52	Northern Illinois
1/21	-10	82-92	UW-Stevens Point
1/22	-10	70-80	NORTHWESTERN
1/25	-12	50-62	UW-STEVEN'S POINT
1/28	-42	50-92	UW-LaCrosse
1/29	-13	51-64	UW-Eau Claire
2/1	-4	55-59	UW-Whitewater
2/4	-3	59-62	Illinois-Chicago
2/5	+32	87-55	UW-MILWAUKEE
2/9	+30	84-54	UW-PLATTEVILLE
2/11	-2	60-62	Purdue@
2/11	-27	49-76	Illinois@

2/15	+7	79-72	Carthage College
2/19	-9	58-67	UW-OSHKOSH
2/21	+21	68-47	MARQUETTE
2/23	+44	81-37	UW-Green Bay
3/3	-3	68-71	UW-Eau Claire+
3/5	-11	60-71	Marquette+

UW Head Coach: Edwina Qualls

Total home attendance: Figures Not Available

@Big Ten Tournament

+WWIAC State Tournament

1977-78

Won 14, Lost 10 (Home-5-5; Away-9-5)

12/3	+33	88-55	WESTMAR COLL., 2500*
12/10	+45	84-39	UW-EAU CLAIRE, 610
12/14	+51	106-55	DePAUL, 5000*
1/11	-6	67-73	ILLINOIS-CHICAGO, 450
1/14	-2	63-65	MICHIGAN STATE, 1500*
1/17	+58	100-42	NORTHERN ILLINOIS, 150
1/19	-16	49-65	Illinois-Chicago%
1/20	-14	65-79	Purdue%
1/25	-15	75-90	UW-LaCROSSE, 552
1/28	-6	61-67	Northwestern
1/31	+8	80-72	UW-Oshkosh
2/9	-15	48-63	Indiana
2/10	-25	48-73	Ohio State@
2/14	+16	71-55	Marquette
2/16	+43	78-35	UW-Milwaukee
2/18	+12	66-54	UW-WHITEWATER, 549
2/22	-5	52-57	UW-STEVEN'S POINT, 470
2/25	+30	73-43	Carroll College
3/2	+42	88-46	UW-Eau Claire+
3/3	+4	68-64	UW-LaCrosse+
3/4	+7	75-68	UW-Oshkosh+
3/9	+11	92-81	Illinois State\$
3/10	-33	52-85	Ohio State\$
3/11	+1	65-64	Southern Illinois\$

%Saluki Invitational

@Big Ten Tournament

+WWIAC State Tournament

\$MAIAW Regional

UW Head Coach: Edwina Qualls

Total home attendance: 12,231/10=1,223 avg.

*Indicates double-header

1978-79

Won 13, Lost 11 (Home-7-3; Away-6-8)

12/1	+6	76-70	William Penn
12/2	-7	68-75	Iowa
12/6	-6	66-72	Illinois-Chicago
12/9	+10	60-50	ILLINOIS, 884
12/13	+65	115-50	UW-MILWAUKEE, 418
1/5	+5	79-74	NEBRASKA, 535
1/12	-7	73-80	Michigan
1/13	-5	52-57	Michigan State
1/16	+10	85-75	UW-OSHKOSH, 321
1/20	+7	82-75 ^{OT}	PURDUE, 301
1/26	-14	62-76	IOWA STATE, 511%
1/27	+22	81-59	UW-STEVEN'S POINT, 521%
1/31	+13	73-60	UW-Stevens Point
2/8	-8	45-53	Indiana&
2/14	+3	52-49	UW-Eau Claire
2/15	-20	63-83	UW-LaCrosse
2/17	-7	52-59	INDIANA, 600
2/20	+23	67-44	MARQUETTE, 425

2/21	-5	62-67	NORTHWESTERN, 463
2/24	+4	79-75	Western Michigan
2/25	-20	57-77	Detroit
3/1	+44	83-39	UW-Milwaukee+
3/2	+13	78-65	UW-Oshkosh+
3/3	-14	74-88	UW-LaCrosse+

UW Head Coach: Edwina Qualls

Total home attendance: 4,979/10=498 avg.

%Badger Invitational

@Big Ten Tournament

+WWIAC State Tournament

1979-80

Won 11, Lost 16 (Home-4-4; Away-7-12)

11/17	-7	69-76	WESTERN ILLINOIS, 300
11/23	-3	70-73	William Penn%
11/24	+15	76-61	St. Cloud State%
11/25	+7	67-60	Phillips University%
12/1	-17	51-68	Iowa
12/2	-2	76-78	Drake
12/8	-8	63-71	UM-DETROIT, 487
12/11	+12	84-62	UW-WHITEWATER, 262
1/7	+2	72-70 ^{OT}	Yale
1/9	-2	61-63	Providence
1/11	+30	74-44	Princeton
1/13	+3	78-75	Southern Connecticut
1/14	-22	61-83	Queens College
1/18	-14	50-64	Indiana
1/19	-8	62-70	Indiana State
1/23	-27	52-79	Northwestern
1/26	+8	65-57	MICHIGAN, 356
1/31	-14	57-71	Illinois State
2/1	-14	54-71	Illinois-Chicago
2/2	+10	84-74	Lincoln College
2/8	-14	66-80	MINNESOTA, 400@
2/15	+9	66-57	Purdue
2/16	-29	63-92	Illinois
2/20	-7	57-64	UW-LaCROSSE, 423
2/22	+8	80-72	WESTERN MICHIGAN, 338
2/23	+6	68-62	ILLINOIS-CHICAGO, 680
3/6	-12	68-80	Ohio State\$

UW Head Coach: Edwina Qualls

Total home attendance: 3,246/8=406 avg.

%William Penn Invitational

@Big Ten Tournament

\$MAIAW Regional

+No more WWIAC State Tournament

1980-81

Won 13, Lost 18 (Home: 6-6; Away-7-12)

11/15	+4	73-69	IOWA, 1200
11/22	+8	84-76	Western Illinois
11/28	-15	67-82	Wichita State%
11/29	+60	95-35	Chicago State%
11/30	-15	72-87	South Dakota%
12/3	+15	87-72	Northern Illinois
12/6	-9	78-87	Michigan
12/12	+14	68-54	W. MICHIGAN, 200#
12/13	-7	70-77	NORTHWESTERN, 200#
12/30	-12	62-74	MICHIGAN STATE, 175
1/3	-4	58-62	Mississippi
1/5	-7	70-77	Memphis State
1/6	-2	76-78 ^{OT}	Union University
1/9	+23	83-60	INDIANA STATE, 225
1/17	-16	68-84	MINNESOTA, 653
1/18	-17	54-71	DRAKE, 210

1/23	-17	53-70	Western Michigan
1/24	-5	61-66	Eastern Michigan
1/27	+10	66-56	UW-LaCrosse
1/30	+10	86-76	INDIANA, 400
2/4	-1	81-82	DePaul
2/6	+4	61-57	PURDUE, 400
2/7	+50	91-41	CHICAGO STATE, 195
2/13	+21	88-67	Iowa@
2/13	-11	68-79	Minnesota@
2/17	+25	82-57	Illinois-Chicago
2/20	-4	71-75	Missouri
2/21	+8	69-61	Central Missouri
2/25	-7	75-82	NORTHWESTERN, 450
2/27	-5	52-57	ILLINOIS STATE, 100
3/7	-10	56-66	Minnesota

UW Head Coach: Edwina Qualls
 Total home attendance: 4,408/12=367 avg.
 %Drake Turkey Invitational
 #Badger Invitational
 @Big Ten Tournament

1981-82

Won 21, Lost 13 (Home-9-1; Away-11-12)

11/18	-16	55-71	Illinois State
11/21	-9	63-72	MINNESOTA, 475
11/27	-36	57-93	Drake%
11/28	+11	81-70	Western Illinois%
12/2	+3	74-71	NORTHERN ILLINOIS, 265
12/5	-6	77-83	Indiana
12/8	+14	81-67	Loyola (Chicago)
12/10	+22	75-53	ILLINOIS-CHICAGO, 387
1/2	-1	64-65	Georgetown
1/3	-4	60-64	University of D.C.
1/5	-29	62-91	Maryland
1/9	+9	80-71	ILLINOIS, 537
1/13	+38	81-43	WESTERN ILLINOIS, 375
1/16	+55	97-42	Army#
1/17	+22	81-59	Dartmouth#
1/19	+54	82-28	NE ILLINOIS, 365
1/23	-3	60-63	Minnesota
1/27	+6	70-64	DePAUL, 345
1/29	+38	98-60	UW-LaCROSSE, 611
2/5	-7	68-75	Indiana State
2/6	+3	64-61	Eastern Illinois
2/12	+14	78-64	Iowa@
2/12	-10	52-62	Northwestern@
2/20	-16	66-82	Northwestern
2/23	+13	66-53	UW-GREEN BAY, 421
2/26	+16	74-58	Western Michigan
2/27	-16	60-76	Michigan State
3/3	+14	78-64	Iowa
3/6	+1	78-77 ^{OT}	IOWA STATE, 712
3/11	+29	79-50	National College\$
3/12	+8	68-60 ^{OT}	Indiana State\$
3/13	+11	76-65	Miami of Ohio\$
3/21	+1	60-59	Colorado*
3/23	-12	61-73	Texas-Austin*(6th ranked)

%Drake Turkey Invitational
 #Dartmouth Invitational
 @Big Ten Tournament
 \$MAIAW Regional
 *AIAW National Championship

UW Head Coach: Edwina Qualls
 Total home attendance: 4,873/11=443 avg.

1982-83

Won 19, Lost 8 (Home-9-4; Away-10-4)
(Big Ten Conference Finish—5th, 11-7)

11/26	+58	90-32	Illinois-Chicago
12/4	+13	77-64	WESTERN MICHIGAN, 950
12/5	+44	123-79	BRADLEY, 350
12/8	+14	69-55	UW-Green Bay
12/9	+51	88-37	NATIONAL COLLEGE, 200
12/22	+2	68-66	Loyola (Chicago)
12/28	+18	65-47	California-Irvine
12/30	-4	62-66	Cal. St-Long Beach (2 ^{OT})
1/7	+3	58-55	Purdue
1/9	+3	91-88	Illinois
1/14	+18	77-59	MICHIGAN STATE, 350
1/16	+31	99-68	MICHIGAN, 570
1/21	+3	57-54	Northwestern
1/23	+21	68-47	Iowa
1/28	-13	60-73	Minnesota
2/4	-18	66-84	OHIO STATE, 1120
2/6	-12	61-73	INDIANA, 1387
2/11	-10	49-59	Indiana
2/13	-14	61-75	Ohio State
2/16	+2	77-75 ^{OT}	ILLINOIS STATE, 365
2/18	-6	71-77	MINNESOTA, 816
2/23	+24	68-44	IOWA, 669
2/27	+9	81-72	NORTHWESTERN, 1312
3/4	+9	80-71	Michigan
3/6	+6	76-70	Michigan State
3/10	-8	72-80	ILLINOIS, 950
3/12	+10	92-82	PURDUE, 550

UW Head Coach: Edwina Qualls
 Total home attendance: 9,589/13=738 avg.
 Big Ten attendance: 7,724/9=858 avg.

1983-84

Won 18, Lost 10 (Home-12-1; Away-6-9)
(Big Ten Conference Finish—2nd, 13-5)

11/26	-1	73-74	Valdosta State%
11/27	-2	61-63	Eastern Kentucky%
12/1	+16	75-59	Bradley
12/5	-1	69-70	Illinois State
12/7	+7	71-64	ILLINOIS-CHICAGO, 350
12/10	+25	86-61	BALL STATE, 342
12/21	+28	76-48	NORTHERN IOWA, 265
12/23	+17	68-51	LOYOLA, 191
12/29	+3	67-70	Cleveland State#
12/31	-2	56-58	Fairfield#
1/6	+30	92-62	PURDUE, 472
1/8	+11	64-53	ILLINOIS, 934
1/13	+1	67-66	Michigan State
1/15	+13	77-63	Michigan
1/20	+10	80-70	NORTHWESTERN, 771
1/22	+1	50-49	IOWA, 1461
1/27	+4	63-59	MINNESOTA, 1026
2/3	-19	66-85	Ohio State
2/5	-7	57-64	Indiana
2/10	+2	60-58	INDIANA, 909
2/12	+9	79-70	OHIO STATE, 1248
2/17	-11	51-62	Minnesota
2/24	-9	37-46	Iowa
2/26	+3	57-54	Northwestern
3/2	-1	63-64	MICHIGAN, 919
3/4	+20	88-68	MICHIGAN STATE, 933
3/8	+14	79-65	Illinois
3/10	+10	75-65	Purdue

UW Head Coach: Edwina Qualls
 Total home attendance: 9,776/13=752 avg.

Big Ten attendance: 8,673/9=964 avg.
 %Kentucky Invitational
 #Miami Classic

1984-85

Won 11, Lost 17 (Home-7-6; Away-4-11)
(Big Ten Conference Finish—tie for 7th, 6-12)

11/17	-11	46-57	ILLINOIS STATE, 600
11/23	-33	54-87	Clemson%
11/24	-3	64-67	Arizona%
11/28	+3	53-50	Loyola (Chicago)
12/1	+9	61-52	NORTHERN IOWA, 682
12/2	+9	61-52	WESTERN MICHIGAN, 431
12/7	-35	51-86	Louisiana Tech#
12/8	+17	76-59	Alabama-Birmingham#
12/14	+7	83-76	EASTERN ILLINOIS, 624
12/30	-10	66-76	Central Michigan
1/6	-18	58-76	NORTHWESTERN, 625
1/11	-13	53-66	OHIO STATE, 700
1/13	-24	51-75	INDIANA, 864
1/18	-21	59-70	Illinois
1/20	-6	61-67	Purdue
1/25	-1	58-59	MINNESOTA, 525
1/27	+11	65-54	IOWA, 1079
2/1	-1	64-65	Michigan State
2/3	+9	81-72	Michigan
2/8	-4	67-71	Indiana
2/10	-14	48-62	Ohio State
2/15	-8	65-73	PURDUE, 680
2/17	+3	70-67	ILLINOIS, 572
2/22	-12	52-64	Iowa
2/24	-9	70-79	Minnesota
3/1	+11	81-70	MICHIGAN, 504
3/3	+10	82-72	MICHIGAN STATE, 676
3/9	+3	89-86 ^{OT}	Northwestern

UW Head Coach: Edwina Qualls
 Total home attendance: 8,562/13=659 avg.
 Big Ten attendance: 6,225/9=692 avg.
 %Nebraska Tournament
 #Lady Techster Invitational

1985-86

Won 4, Lost 24 (Home-2-12; Away-2-12)
(Big Ten Conference Finish—10th, 1-17)

11/24	+5	74-69 ^{OT}	W. ILLINOIS, 479%
11/29	-8	60-68	MIAMI OF OHIO, 379%
11/30	-6	64-70	EASTERN ILLINOIS, 320
12/3	+27	72-45	Northern Iowa
12/6	-23	59-82	Virginia#
12/7	-9	64-73	Pitt#
12/11	+16	71-55	Illinois-Chicago
12/13	-15	58-73	IOWA STATE, 680
12/22	-7	57-64 ^{OT}	Illinois State
1/3	-11	57-68	LOYOLA, 477
1/5	-4	64-68	Northwestern
1/10	-33	48-81	Ohio State
1/12	-19	46-65	Indiana
1/17	-13	69-82	ILLINOIS, 608
1/19	-15	57-72	PURDUE, 804
1/24	-17	58-75	Minnesota
1/26	-36	32-68	Iowa
1/31	-3	55-58	MICHIGAN STATE, 320
2/2	-5	67-72	MICHIGAN, 450
2/7	-28	37-65	INDIANA, 370
2/9	-35	50-85	OHIO STATE, 322
2/14	-22	57-79	Purdue
2/16	-16	53-69	Illinois

2/21 -14 47-61 IOWA, 706
 2/23 +10 62-52 MINNESOTA, 614
 2/28 -11 66-77 Michigan
 3/2 -13 69-82 Michigan State
 3/8 -15 72-87 NORTHWESTERN, 777

UW Head Coach: Edwina Qualls
 Total home attendance: 8,704/14=522 avg.
 Big Ten attendance: 4,971/9=552 avg.
 %Badger Invitational
 #Virginia Invitational

1986-87

Won 9, Lost 19 (Home-4-10; Away-5-9)

(Big Ten Conference Finish—tie for 8th, 4-14)

11/28 + 5 73-68^{OT} Cincinnati%
 11/29 -13 56-69 Middle Tennessee State%
 12/2 + 7 86-79 Western Michigan
 12/5 +12 75-63 BRADLEY, 863
 12/7 - 9 68-77 BOWLING GREEN, 556
 12/11 -22 75-97 DePAUL, 501
 12/27 +23 84-61 ILLINOIS-CHICAGO, 673
 12/30 + 1 74-73 San Diego
 1/2 -39 44-83 IOWA, 1498 (14th-ranked)
 1/4 + 8 81-73 MINNESOTA, 801
 1/9 -15 67-82 Illinois (17th-ranked)
 1/11 - 8 62-70 Purdue
 1/16 - 5 66-71 INDIANA, 1128
 1/18 -40 49-89 OHIO STATE, 1026 (18th)
 1/23 -24 53-77 Michigan State
 1/25 + 8 65-57 Michigan
 1/30 -19 53-72 NORTHWESTERN, 959
 2/1 -17 55-72 Loyola
 2/6 -36 49-85 PURDUE, 896
 2/8 -13 64-77 ILLINOIS, 993 (19th)
 2/13 -33 62-97 Ohio State (12th-ranked)
 2/15 + 2 48-46^{OT} Indiana
 2/20 +25 88-63 MICHIGAN, 868
 2/22 -14 57-71 MICHIGAN STATE, 1180
 2/27 -23 50-73 Northwestern
 3/1 -10 70-80 NOTRE DAME, 2170+
 3/5 -25 45-70 Minnesota
 3/7 -22 56-78 Iowa (10th-ranked)

UW Head Coach: Mary Murphy
 Total home attendance: 14,112/14=1,008 avg.
 Big Ten attendance: 9,349/9=1,039 avg.
 %Cincinnati Omni Tournament

1987-88

Won 4, Lost 24 (Home-3-10; Away-1-14)

(Big Ten Conference Finish—10th, 2-16)

11/27 -20 66-86 Duke
 11/29 - 6 75-81 UNC-Charlotte
 12/4 -33 67-100 Florida State%
 12/5 -26 60-86 Alabama-Birmingham%
 12/9 - 1 60-61 UW-GREEN BAY, 842
 12/11 -13 79-92 LAKE SUPERIOR ST., 529
 12/13 +31 89-58 DETROIT, 715
 1/3 - 9 63-72 St. Peter's College
 1/5 -20 66-86 Fairleigh Dickinson
 1/8 -20 59-79 IOWA, 1215
 1/10 + 8 75-67 Minnesota
 1/15 +11 75-64 ILLINOIS, 819
 1/17 -18 62-80 PURDUE, 1152
 1/22 -22 49-71 Indiana
 1/24 -30 54-84 Ohio State

1/29 - 7 58-65 MICHIGAN STATE, 959
 1/31 - 3 65-68 MICHIGAN, 861
 2/5 -15 55-70 Northwestern
 2/8 +13 85-72 LOYOLA, 408
 2/12 -12 55-67 Purdue
 2/14 -26 50-76 Illinois
 2/19 -17 70-87 OHIO STATE, 799
 2/21 -24 53-77 INDIANA, 880
 2/26 -35 51-86 Michigan
 2/28 -10 58-68 Michigan State
 3/4 -26 57-83 NORTHWESTERN, 766
 3/9 - 2 71-73 MINNESOTA, 770
 3/12 -48 50-98 Iowa

UW Head Coach: Mary Murphy

Total home attendance: 10,712/13=824 avg.

Big Ten attendance: 8,221/9=913 avg.

%Florida State Tournament

1988-89

Won 13, Lost 14 (Home-10-4; Away-3-10)

(Big Ten Conference Finish—8th, 5-13)

11/25 -57 62-119 Stanford (8th-ranked)
 11/27 + 5 72-67 San Jose State
 12/1 +12 78-66 MARQUETTE, 504
 12/4 +11 73-62 WESTERN ILLINOIS, 695
 12/7 + 4 62-58^{OT} Green Bay
 12/11 + 3 76-73 Detroit
 12/13 +27 79-52 VALPARAISO, 597
 1/3 +20 65-45 CHICAGO STATE, 683
 1/6 -18 55-73 Indiana
 1/8 -31 53-84 Ohio State
 1/13 - 3 59-62 NORTHWESTERN, 981
 1/15 -13 56-69 Purdue (9th-ranked)
 1/20 + 2 71-69 MICHIGAN STATE, 963
 1/22 + 7 66-59 MICHIGAN, 1027
 1/27 - 6 75-81^{OT} Illinois
 1/30 +14 72-58 ILLINOIS-CHICAGO, 586
 2/3 -10 57-67 IOWA, 1353 (7th-ranked)
 2/5 +17 78-61 MINNESOTA, 1273
 2/10 - 3 63-66 Northwestern
 2/17 -18 57-75 Michigan
 2/19 - 4 67-71 Michigan State
 2/26 + 9 77-68 ILLINOIS, 2307
 2/27 +14 81-67 PURDUE, 711 (11th)
 3/3 -25 58-83 Minnesota
 3/5 -26 52-78 Iowa (9th-ranked)
 3/8 -16 61-77 OHIO STATE, 783 (15th)
 3/11 - 5 80-85 INDIANA, 1177

UW Head Coach: Mary Murphy

Total home attendance: 13,700/14=979 avg.

Big Ten attendance: 10,575/9=1175 avg.

1989-90

Won 8, Lost 20 (Home-5-9; Away-3-11)

(Big Ten Conference Finish—tie for 9th, 3-15)

11/24 - 1 65-66 Texas A & M%
 11/25 -15 49-64 Drake%
 11/28 +10 76-66 Illinois-Chicago
 12/1 - 7 77-84 North Carolina#
 12/2 +25 98-73 Bucknell#
 12/5 - 2 58-60 UW-GREEN BAY, 850
 12/12 +10 77-67 NEBRASKA, 560
 12/30 -13 77-90 DARTMOUTH, 922
 1/2 +30 93-63 CHICAGO STATE, 650
 1/5 -12 80-92 INDIANA, 1130
 1/7 - 8 64-72 OHIO STATE, 1288

1/12 -15 57-72 Northwestern (25th)
 1/16 +11 90-79 MARQUETTE, 797
 1/19 -30 42-73 Michigan State
 1/21 -17 51-68 Michigan
 1/26 + 9 86-77 ILLINOIS, 957
 1/28 -20 72-92 PURDUE, 1326 (10th)
 2/2 -32 52-84 Iowa (13th-ranked)
 2/4 + 1 76-75 Minnesota
 2/9 -11 62-73 NORTHWESTERN, 1011 (15th-ranked)
 2/16 - 5 56-61 MICHIGAN, 825
 2/18 - 6 55-61 MICHIGAN STATE, 2606
 2/23 -18 63-81 Purdue (15th-ranked)
 2/25 - 5 76-81 Illinois
 3/2 +12 94-82 MINNESOTA, 925
 3/4 -17 60-77 IOWA, 1631 (11th)
 3/8 -21 57-78 Ohio State
 3/10 - 7 69-76 Indiana

UW Head Coach: Mary Murphy

Total home attendance: 15,478/14=1,106 avg.

Big Ten attendance: 11,699/9=1,300 avg.

%Texas A & M Invitational

#Princeton Tournament

1990-91

Won 13, Lost 15 (Home-10-4; Away-3-11)

(Big Ten Conference Finish—7th, 7-11)

11/23 - 8 91-99^{OT} Washington%
 11/24 + 3 80-77 Gonzaga%
 11/28 - 9 87-96 IOWA STATE, 615
 12/1 +23 99-76 UW-MILWAUKEE, 720
 12/4 -16 75-91 UW-Green Bay
 12/7 + 6 80-74^{OT} Nebraska
 12/9 + 8 101-93 Creighton
 12/12 +16 79-63 ILLINOIS-CHICAGO, 503
 12/30 -10 73-83 ILLINOIS STATE, 1047
 1/2 +11 78-67 IOWA, 979
 1/6 +25 102-77 MINNESOTA, 1241
 1/11 -16 73-89 Michigan State
 1/13 -21 69-90 Michigan
 1/18 - 1 85-86 NORTHWESTERN, 1005
 1/22 +24 90-66 CHICAGO STATE, 560
 1/25 + 9 90-81 ILLINOIS, 1005
 1/27 -10 87-97 PURDUE, 1621
 2/1 -17 86-103 Indiana
 2/3 - 5 76-81^{OT} Ohio State
 2/8 +13 101-88 MICHIGAN, 1023
 2/10 + 3 78-75 MICHIGAN STATE, 3137
 2/15 -21 72-93 Northwestern
 2/22 -40 53-93 Purdue
 2/24 -15 73-88 Illinois
 3/1 +15 92-77 OHIO STATE, 1357
 3/2 + 5 80-75 INDIANA, 2102
 3/7 -14 62-76 Minnesota
 3/9 - 9 76-85^{OT} Iowa

UW Head Coach: Mary Murphy

Total home attendance: 16,915/14=1,208 avg.

Big Ten attendance: 13,470/9=1,497 avg.

%Colorado Coors Classic

1991-92

Won 20, Lost 9 (Home-12-3; Away-8-6)

(Big Ten Conference Finish—3rd, 13-5)

11/24 +14 84-70 Iowa State
 11/26 +15 83-68 CREIGHTON
 11/29 + 7 70-63 Auburn%

11/30	- 3	62-65	Utah%
12/7	- 1	69-70	SOUTHERN ILLINOIS
12/10	+22	90-68	UW-MILWAUKEE
12/13	+43	112-69	WESTERN ILLINOIS, 3944+
12/30	+14	69-55	Illinois State
1/4	+24	79-53	Northeastern Illinois
1/10	-25	52-77	Indiana
1/12	+11	90-79	Ohio State
1/17	+15	73-58	MICHIGAN STATE, 1271
1/19	+27	93-66	MICHIGAN, 2224
1/24	+ 6	65-59	Illinois
1/26	-26	56-82	Purdue
1/31	+2	91-89	NORTHWESTERN, 1925
2/2	-11	75-86	Penn State
2/7	+16	74-58	IOWA, 2708
2/9	+10	82-72	MINNESOTA, 4308
2/14	+24	84-60	Michigan
2/16	+15	73-58	Michigan State
2/21	+11	80-69	PURDUE, 5005
2/23	+14	73-59	ILLINOIS, 3606
2/28	-11	80-91	Northwestern
3/6	+ 1	83-82	Minnesota
3/8	-27	36-63	Iowa
3/11	- 6	72-78	OHIO STATE, 2340
3/14	+10	77-67	INDIANA, 3715
3/18	-11	74-85	MONTANA, 8353 **

UW Head Coach: Mary Murphy

Total home attendance: 38,631/14=2,759 avg.

Big Ten attendance: 27,102/9=3,011 avg.

%Utah Tournament

** NCAA Tournament First Round

1992-93

Won 7, Lost 20 (Home-5-8; Away-2-12)

(Big Ten Conference Finish—10th, 4-14)

12/1	+ 1	63-62	UW-GREEN BAY, 1012
12/8	+16	82-66	CHICAGO STATE
12/11	- 6	59-65	Oklahoma State%
12/12	+20	83-63	Tennessee Martin%
12/15	- 1	77-78	UW-MILWAUKEE, 892
12/28	-26	67-93	WAKE FOREST, 1513
12/30	- 2	79-81	Southern Illinois
1/2	-10	71-81	Santa Clara
1/4	- 2	69-71	San Francisco
1/8	-26	39-65	Iowa
1/12	+ 3	75-72	MINNESOTA, 685
1/15	+ 8	75-67	MICHIGAN STATE, 1601
1/17	+ 6	73-67	MICHIGAN, 1851
1/22	- 7	74-81	Illinois
1/24	-17	64-82	Northwestern
1/29	- 4	66-70	OHIO STATE, 1908
1/31	-17	73-90	PENN STATE, 2007
2/7	-23	49-72	Purdue
2/12	+ 4	79-75	Michigan
2/14	-14	67-81	Michigan State
2/19	-13	90-103	NORTHWESTERN, 1602
2/21	-10	74-84	ILLINOIS, 3091
2/26	-37	58-95	Ohio State
2/28	-29	66-95	Penn State
3/5	- 7	72-79	INDIANA, 1973
3/7	-20	57-77	PURDUE, 2175
3/10	-35	56-91	Minnesota

UW Head Coach: Mary Murphy

Total home attendance: 20,310/12=1,692 avg.

Big Ten attendance: 16,891/9=1,877 avg.

%Memphis Tournament

1993-94

Won 13, Lost 14 (Home-9-6; Away-4-8)

(Big Ten Conference Finish—9th, 6-12)

11/26	-10	72-82	TOLEDO, 1990
11/28	+27	80-53	WESTERN ILLINOIS, 960
12/4	-22	55-77	Notre Dame%
12/5	+34	94-60	Wagner College%
12/9	+50	108-58	UW-MILWAUKEE, 901
12/11	+38	85-47	NE ILLINOIS, 836
12/13	+31	101-72	Illinois-Chicago
12/30	+14	79-65	UTAH, 1478
1/3	+ 9	75-64	UW-GREEN BAY, 954
1/7	- 7	67-74	IOWA, 2,641
1/9	- 5	84-89	Minnesota
1/14	- 3	59-62	Michigan State
1/16	+ 1	64-63	Michigan
1/21	+22	81-59	ILLINOIS, 1356
1/23	-16	85-101	NORTHWESTERN, 1790
1/28	+ 9	99-90	Ohio State
1/30	-20	53-73	Penn State
2/6	- 7	64-77	PURDUE, 2628
2/11	+ 9	75-64	MICHIGAN, 1545
2/13	+ 7	92-85	MICHIGAN STATE, 2283
2/18	-25	54-79	Northwestern
2/20	- 3	79-82	Illinois
2/23	-29	59-88	PENN STATE, 790
2/27	+ 3	73-70	OHIO STATE, 4805
3/4	- 2	64-66	Indiana
3/6	-48	45-93	Purdue
3/8	-11	71-82	MINNESOTA, 1640

UW Head Coach: Mary Murphy

Total home attendance: 26,553/15=1,770 avg.

Big Ten attendance: 19,478/9=2,164 avg.

%Brown University Tournament

Home games are indicated in capital letters.

+ Indicates double-header attendance figure

** All-time single game attendance record for UW Women's Basketball is 8,535 vs. Montana, 3-18-92

NOTE: 1982-83 was the first year of Big Ten Conference Round Robin Play

WISCONSIN IN TOURNAMENTS

1993-94: Providence, R.I.

Brown University 1-1 3rd

1992-93: Memphis, TN

Memphis State 1-1 3rd

1991-92: Salt Lake City, UT

U of Utah 1-1 2nd

1990-91: Boulder, CO

U of Colorado, 1-1 3rd

1989-90: College Station, TX,

Princeton, N.J.

Texas A & M 0-2 4th

Princeton University 1-1 3rd

1987-88: Tallahassee, FL

Florida State 0-2 4th

1986-87: Cincinnati, OH

U of Cincinnati 1-1 2nd

1985-86: Charlottesville, VA,

Madison, WI

U of Virginia 0-2 4th

Badger Invt., UW-Madison 1-1 2nd

1984-85: Lincoln, NE, Ruston, LA

U of Nebraska 0-2 4th

Louisiana Tech 1-1 3rd

1984-84: Lexington, KY Miami, FL

U of Kentucky 0-2 4th

U of Miami Classic 0-2 ----

1981-82: Des Moines, IA, Hanover,

N.H. E. Lansing, MI, Terre Haute, IN, Austin, TX

Drake University 1-1 ----

Dartmouth Univeristy 2-0 1st

Big Ten Championship 1-1 T5th

MAIAW Regional 3-0 1st

AIWA Quarterfinals 1-1 ----

1980-81: Des Moines, IA,

Madison, WI, Evanston, IL

Drake University 1-2 ----

Badger Invt., UW-Madison 1-1 2nd

Big Ten Tournament 1-1 T5th

1979-80: Oskaloosa, IA, Madison, WI,

Terre Haute, IN

William Penn College 2-1 2nd

Big Ten Tournament 0-1 T5th

MAIAW Regional 0-1 T7th

1978-79: Madison, WI, Blooming, IN, Oshkosh, WI

Badger Invt., UW-Madison 1-1 3rd

Big Ten Tournament 0-1 T7th

WWIAC State Tournament 2-1 2nd

1977-78: Carbondale, IL, W.

Lafayette, IN, Eau Claire, WI,

E. Lansing, MI

Southern Illinois Saluki Invt. 0-2 4th

Big Ten Tournament 0-1 T7th

WWIAC State Tournament 3-0 1st

MAIAW Regional 2-1 T5th

1976-77: W. Lafayette, IN

Big Ten Tournament 0-2 T8th

WWIAC State Tournament 0-2 ----

1975-76: W. Lafayette, IN

Big Ten Tournament 0-3 8th

The Wisconsin Experience

A World-Class University

The University of Wisconsin—Madison, one of the nation's leading institutions of higher education, is dedicated to the support of academic freedom.

Established in 1848, the first class of 17 students enrolled February 5, 1849. Today, UW—Madison ranks as the nation's fifth largest university with 40,924 students. The student body is one of the most diverse in the country with students coming from every state in the country. Wisconsin also ranks fourth in the nation for foreign student enrollment.

More than 4,470 courses and 12,832 sections are offered in UW—Madison's 12 schools and colleges. Majors are available in 151 bachelor's, 191 master's, and 123 doctoral and professional degree programs.

Wisconsin has ranked among the top 10 universities in the United States in every scholarly reputational study since 1910. The quality of its undergraduate, graduate and research programs is recognized around the world.

One survey rated 49 different undergraduate programs at UW—Madison among the top 10 in the nation. Among those ranked include sociology, German, chemical engineering, geography, statistics, plant pathology, molecular biology, biochemistry, Spanish, Portuguese, zoology, political science, chemistry, economics, mathematics, and history.

UW—Madison faculty or alumni have been awarded 12 Nobel Prizes and 20 Pulitzer Prizes. There are 44 faculty members who are winners of Presidential Young Investigator awards, 10 winners of the National Medal of Science, and four Searles scholars. Forty-four professors are members of the National Academy of Sciences, 12 are members of the National Academy of Engineering, and three in the National Academy of Education. The university also ranks fourth in the nation in research and development expenditures.

UW—Madison is one of the nation's first land-grant colleges, establishing a tradition of research in agriculture and the life science. The founders of the university developed the "Wisconsin Idea" as making "the beneficent influence of the university available to every home in the state."

UW—Madison is the largest institution in the University of Wisconsin System. It has the only public law and medical schools in the state as well as the only school of veterinary medicine.

UW—Madison's Schools and Colleges

College of Agricultural and Life Sciences
School of Business
School of Education
College of Engineering
School of Family Resources and Consumer Sciences
College of Letters and Science
School of Nursing
School of Pharmacy
School of Veterinary Medicine
Graduate School
Law School
Medical School

On attending UW—Madison . . .

"If you do make the effort, you may just be getting the biggest bang for the buck in American education."

Barron's 300 Best Buys in College Education



A Scenic Campus

One of the most picturesque college campuses in the country, UW—Madison lies along the beautiful shores of Lake Mendota.


One mile from the capitol, traveling down historic State Street, the city was designed so the University and state would be linked, signifying the interrelated nature of the academic and political life of Wisconsin.

Madison's lakes, rolling hills, architecture, parks and arboretum have enhanced UW—Madison's reputation for scenic beau-

ty. The city of Madison is frequently listed among the top five best places to live in the nation.

Tree-lined Bascom Hill, which features a bronze statue of Abraham Lincoln, is one of the University's most famous landmarks. Others include North Hall, the first building on campus; the Carillon Tower in front of the Social Science building; the Library Mall, with its clock tower and fountain; and Picnic Point, a 129-acre peninsula complete with hiking and biking trails—one of the most romantic spots on campus.

A favorite area for UW students to congregate is the Memorial Union and its



lakeside terrace. Here students can study or socialize against a backdrop of sailboats, canoes, sailboards, kayaks and swimmers, while enjoying the sunshine and breezes from Lake Mendota.

The Student Body

Almost 41,000 students populate the 900-acre UW campus, including more than 10,372 graduate students in numerous fields.

Although a UW Board of Regents policy limits undergraduate enrollment from outside the state to 25 percent, the University still maintains one of the nation's most diverse student bodies.

Students hail from every county in the state and every state in the nation, as well as from approximately 115 foreign countries. UW-Madison ranks fourth in the nation for total foreign student enrollment.

A greater effort is also being made to recruit and retain minority students and faculty. In 1993-94, African-Americans, Hispanics, Native Americans and other minority groups accounted for 8.3 percent of the student body.

The Community

Located in southern Wisconsin, Madison is the home of the University of Wisconsin and the state capital. Considered one of the Midwest's most vibrant communities, it offers an endearing quality of life for full-time residents and students.

With a diverse population of 194,591, Madison offers the "big city" spheres of politics, arts and entertainment, as well as the attributes of a small town. It is a family, action-oriented community that promotes participation in government, education, the arts, sports, and recreational activities.


The May 1989 issue of *Outside* magazine rated Madison as one of the top 15 "great sports towns" in the country, based on quantity and quality of outdoor activities, the surrounding environment, and the participation of its population in various sports and recreation.

Madison was also listed as the second most livable city in the nation in a 1993 *Money* magazine survey.

"In many ways, UW-Madison provides an excellent college environment: rigorous academic standards, a competent, hardworking student body that is becoming even stronger thanks to newly increased admission standards, a diversity of political and social views passionately espoused, a large population of international students, school spirit and a college town that is cosmopolitan yet hang-loose."

Martin Nemko

How to get an Ivy League Education at a State University



Where Wisconsin Ranks

Since 1910, the University of Wisconsin has ranked on the top ten lists in every objective national faculty reputational survey. The quality of Wisconsin's undergraduate, graduate and research programs is recognized worldwide.

The *Fiske Guide to Colleges 1994*, the best-selling guide to colleges, gives the UW-Madison its highest academic ranking. In fact, UW-Madison is one of the few public universities to receive the five-star rating.

One recent survey rated 49 undergraduate programs at the UW-Madison among the top ten in the nation. The university has also ranked fourth for the last several years in research funding among the nation's universities.

Academic, financial, and other rankings are summarized below to offer a flavor of the quality at the University of Wisconsin-Madison.



Funding and Support

► **Federal Grants:** UW-Madison ranked ninth nationally in 1991, receiving 1.2 percent of the federal budget for research.

► **Research and Development Funds:** UW-Madison ranked fourth in the country for research and development expenditures in 1993, with \$372.4 million, according to the National Science Foundation.

► **Tuition:** Over the last 10 years, tuition for resident undergraduates at the UW-Madison has been consistently lower than the average for public Big Ten schools. The UW-Madison has the second-lowest resident undergraduate tuition, behind the University of Iowa, and the third-lowest nonresident undergraduate tuition of the public Big Ten institutions.

► **Private Support:** UW-Madison ranked fifth in the nation, and first among public institutions in 1992-93 by receiving \$164 million in private support.

► **Alumni:** UW-Madison is the number one ranked independently financed alumni group in the Midwest and the second largest in the U.S.

Research

► **Research Activity Index:** A productive, public research university, Wisconsin ranks fourth among all institutions in research and development expenditures.

► **Doctoral Degrees:** UW-Madison is a national leader in number of doctoral degrees awarded. Between the school's founding and 1993, the University of Wisconsin-Madison awarded 29,628 Ph.D.s.

Departmental Academic Rankings

► **Liberal Arts:** In its first ranking of graduate programs in the liberal arts in 1992, *U.S. News & World Report* listed UW-Madison's sociology department as tops in the country. The magazine also ranked psychology 12th, history ninth, political science 10th, economics 11th, and engineering 12th.

► **Education:** The School of Education is the nation's best according to a survey by the University of Illinois released in 1990. The UW's educational administration and educational policy studies rank second.

► **College of Agricultural and Life Sciences:** In 1993, the College of Agricultural and Life Sciences was ranked one of the top 10 agricultural schools in the country according to *Farm Futures* magazine

► **Journalism and Mass Communication:** The faculty at the School of Journalism and Mass Communication was

rated first in the nation in research productivity in 1988 by *Journalism Quarterly*.

► **Science Programs:** According to *U.S. News and World Report's* annual graduate school ratings, published in March 1993, six UW-Madison science programs ranked in the top 12: computer science, tied for eighth; biology, tied for ninth; chemistry, 10th; nursing, tied for 11th; health-sciences administration, tied for 12th; and engineering, 12th.

► **Libraries:** The UW-Madison has the 13th largest university library system in the United States, with more than 5.4 million books in 40 locations across campus.

► **Graduates:** *Standard & Poor's* 1992 survey lists the University of Wisconsin as one of the nation's top producers of corporate executives, ranking second in undergraduate degrees and fourth in undergraduate and graduate degrees.



UW-Madison Sets the Pace

► with the oldest Scandinavian studies (1875), psychology (1888), agricultural economics (1909), genetics (1910) and wildlife management (1939) departments in the United States

► in discovering Vitamins A and B

► with the oldest radio station in the nation—WHA—which began broadcasting in 1917

► as the Memorial Union became the first public university union to serve beer in 1933

► in finding in 1937 that niacin supplementation prevents pellagra, a deadly disease that killed 5,000 people a year

► with the nation's first department of wildlife management in 1939

► in the synthesizing of genes. Former biochemistry professor Har Gobind Khorana synthesizes the first gene, for which he later receives the Nobel Prize in 1968

► in finding which wavelength of ultraviolet light produces skin cancer

► in discovering the anti-cancer drug, fluorouracil

► as Elizabeth and James Miller, UW Medical School professor of oncology and professor emeritus of oncology, were the first to identify characteristics among chemicals that cause cancer

► with launching the Orbiting Astronomical Observatory, the world's first true observatory in space

► in revolutionizing brain surgery, as Dr. Manucher Javid, UW Medical School professor of surgery, became the first neurosurgeon to use a solution from the age-old compound area during brain surgery on a human

► in developing tests for phenylketonuria (PKU), a congenital disease of children

► as UW-Madison researchers describe the atomic structure of a common cold virus

► in developing new techniques to measure bone tissue loss, known as osteoporosis

► with the Biotron, a research building that can control environmental conditions for experimental purposes

► with bone marrow transplants. Using techniques developed at UW-Madison, the first bone marrow transplant in the U.S. was done at UW Hospital. Today, more than 10,000 transplants are performed yearly, giving new hope to patients with leukemia and immune deficiency diseases



► in finding evidence linking cancer in laboratory animals with saccharin and cyclamates

► in finding that the anti-estrogen drug tamoxifen can prevent breast cancer from recurring in certain women who have had cancer previously

► as UW Hospital and Clinics develop the nation's first Mobile Critical Care Unit, which duplicates facilities of a hospital intensive care unit and laboratories

► with the first and only medical physics department in the nation to exist within a medical school

► with the establishment of the Center for Dairy Research, the nation's first such center to be established at a university

► in organ preservation breakthroughs. In 1987, Dr. Folkert Belzer used a cold storage preservation solution to preserve dog livers up to 36 hours and dog pancreases up to 72 hours. Clinical use of this new solution decreases the need for emergency transplantation, increases the number of livers and pancreases available to people who need transplants, and improves organ sharing among transplant centers

► with Dr. Howard M. Temin (deceased) of McArdle Laboratory and his coworker discovering reverse transcriptase (Independently discovered by Dr. David Baltimore). This enzyme explains how retroviruses cause cancer and AIDS. Temin's work in this field led to his selection as a co-recipient of the 1975 Nobel Prize in Medicine.



Athletics at the UW

The University of Wisconsin-Madison offers its student-athletes one of the premier intercollegiate athletic programs in the country.

A member of the prestigious Big Ten Conference, Wisconsin offers its student-athletes the best in education, opportunities, coaching and on-field competition at the NCAA Division I level.

With a number of sports begun more than 100 years ago, men's teams compete in basketball, cross country, football, golf, ice hockey, rowing, swimming and diving, soccer, tennis, track and field, and wrestling.

Established July 1, 1974, the nine-sport women's athletic program offers basketball, cross country, golf, rowing, soccer, swimming and diving, tennis, track and field, and volleyball. Wisconsin will be adding fast-pitch softball in 1995-96 and lacrosse in 1996-97.

Wisconsin has ranked among the top 25 NCAA Division I programs for the past two years. In 1993-94, Wisconsin finished 12th in the Sears/National Association of Collegiate Directors of Athletics Directors Cup competition, which recognizes the best Division I college sports program in the nation.

In 1993-94, 18 of Wisconsin's 20 sports qualified as teams or individuals for their respective national championships.



The University of Wisconsin women's golf team won its first Big Ten Conference championship in 1994 and also qualified for its first NCAA tournament.

The Badger football team won the 1994 Rose Bowl while the women's soccer finished among the top eight teams in the NCAA soccer tournament. Other teams qualifying for NCAA post-season appearances were men's basketball, men's and women's cross country, men's and women's golf, ice hockey, men's and women's rowing, men's and women's soc-



The Badger football team shared the 1993 Big Ten Conference crown and went on to win its first Rose Bowl title in 1994.

1993-94 Sears Directors Cup

1.	North Carolina	806.5
2.	Stanford	786.5
3.	UCLA	779.5
4.	Florida	768.0
5.	Penn State	756.0
6.	Arizona	710.0
7.	Texas	697.5
8.	Southern Cal	677.0
9.	Michigan	656.0
10.	Arizona State	603.0
11.	Notre Dame	595.0
12.	Wisconsin	565.0
13.	Tennessee	560.0
14.	Minnesota	553.0
15.	Alabama	552.5
16.	Clemson	546.5
17.	California	534.5
18.	Nebraska	524.5
19.	Virginia	513.0
20.	Oklahoma	499.0
21.	Georgia	495.5
22.	Brigham Young	488.0
23.	Ohio State	483.5
24.	Texas A&M	454.5
25.	Florida State	454.0

Division I standings are computed by the National Association of Collegiate Directors of Athletics. Points awarded for each school's finish in 22 NACDA-recognized sports—10 core sports for men, 10 core sports for women and one wild card each for men and women. National champions in a sport receive 64 points, second place gets 63, etc., through the tournament field. Football points are based on the final *USA Today* Coaches Top 25 poll.




cer, men's and women's swimming, women's tennis, men's and women's track and field, volleyball and wrestling. The Badger rowing teams also finished among the top 10 nationally in their respective national championships.

Wisconsin finished second in the Big Ten Conference composite rankings. The Badgers crowned three Big Ten champions with the men's and women's golf teams

winning league titles and the football team shared the conference crown.

Wisconsin athletics—a tradition of excellence, synonymous with success.




Left: The women's soccer team finished among the top eight teams in the nation in 1993. Women's soccer will become a Big Ten Conference sport for the first time in 1994.

Top: The men's golf team won its second consecutive Big Ten title and qualified for the NCAA tournament field.


1993-94 Big Ten Composite Rankings

1.	Michigan	8.32
2.	Wisconsin	8.03
3.	Minnesota	7.19
4.	Ohio State	6.89
5.	Indiana	6.73
6.	Penn State	6.54
7.	Illinois	6.39
8.	Iowa	6.11
9.	Northwestern	5.50
10.	Michigan State	4.74
11.	Purdue	4.33

Big Ten Conference composite rankings are not sanctioned by the conference office. Points are awarded for each school's finish in 12 men's and 10 women's conference championships. The first-place team receives 11 points while the 11th-place team receives one point. The total points are divided by the number of sports in which each school participates.



The Wisconsin women's rowing team finished sixth in its national championship and is consistently one of the top collegiate crews in the country.




**Chancellor
David Ward**

David Ward was named the chancellor of the University of Wisconsin-Madison in June, 1993. He replaced Donna E. Shalala, who resigned to become the secretary of the U.S. Department of Health and Human Services.

The former vice chancellor for academic affairs and UW-Madison provost, Ward continues in efforts to improve the quality of undergraduate education. He is also coordinating the efforts to enhance the diversity of the UW campus and restoring support for the university's infrastructure.

A native of Manchester, England, Ward received his bachelor's and master's degrees from the University of Leeds. He earned a Fulbright Travel award to the United States in 1960, and received a doctorate from Wisconsin in 1963. Ward served on the faculty at Carleton University in Ottawa and the University of British Columbia before joining the UW-Madison geography faculty in 1966.



**Athletic Director
Pat Richter**

Pat Richter, the guiding force behind University of Wisconsin Athletics, is no stranger to the sports or business worlds.

A former UW student-athlete, professional football player, successful businessman, and family man, Richter was the perfect choice to become Wisconsin's new athletic director in December of 1989.

He was an all-America tight end for Wisconsin's 1963 Rose Bowl football team. Richter also earned Academic all-America honors in 1962, and was named Wisconsin's Big Ten Medal of Honor recipient in 1963. He earned his bachelor's degree in landscape architecture from the UW in 1964 and returned to the UW where he received his law degree in 1971.

Richter enjoyed a long and distinguished career as a standout with the National Football league's Washington Redskins. After employment with a Madison law firm, he joined the Oscar Mayer Co., and worked his way up to vice president of personnel.

Richter has the essential experience as a student, an athlete and an administrator. He is committed to excellence in the classroom as well as on the playing field. Richter is committed to Wisconsin, and to providing UW student-athletes with an experience they will cherish the rest of their lives.



**Associate Director
Cheryl Marra**

Cheryl Marra begins her fourth year with the University of Wisconsin as the associate athletic director in charge of men's and women's basketball, men's and women's soccer, men's and women's tennis, and volleyball. She also serves as the primary women's athletic administrator to the Big Ten Conference and the NCAA.

Marra served as the women's athletic director at Denison University, a division III school in Ohio, from 1983 to 1990. She also served as an assistant professor in the Denison physical education department for seven years, the women's soccer coach for 11 years, and the women's track and field coach for nine years.

She has been a member of the NCAA's Committee on Women's Athletics since 1987, and also served as the chair of the NCAA Division I women's soccer committee.

A 1977 graduate of Slippery Rock State College with a bachelor's degree in physical education and health, Marra received her master's degree in physical education from The Ohio State University in 1983.




**Associate Director
Joel Maturi**

A member of the UW athletic department since 1986, Joel Maturi is the associate athletic director in charge of men's and women's cross country and track, football, ice hockey, men's and women's rowing, and wrestling.

He served as the director of facilities and game management at Wisconsin prior to his appointment as an administrator for sports programs. Maturi also served as the UW's compliance coordinator for one year.

A former head basketball coach at Edgewood High School in Madison, he led several of his teams to the state championships.

The 1967 graduate of Notre Dame played football while earning his bachelor's degree in political science. Maturi received his master's degree in educational professional development from UW-Platteville in 1985.




**Associate Director
Alan Zussman**

Alan Zussman begins his second year as the associate athletic director in charge of academic and student services.

He is responsible for supervising a staff of four full-time and two part-time counselors in advising student-athletes in academic and career goals.

Zussman has served as an academic advisor with the UW athletic department since 1976. Prior to his appointment at the athletic department, he was an assistant dean in the College of Letters and Science.

A graduate of the University of Wisconsin, Zussman earned his bachelor's and master's degrees in communication arts in 1970 and 1972, respectively.



**Compliance Officer
Paul Winters**

Paul Winters became the University of Wisconsin's first full-time compliance coordinator in April of 1993.

He is responsible for rules education of coaches and athletes, rules interpretations, and monitoring compliance procedures, in addition to handling compliance investigations and audits as needed.

A former assistant coach with the Badger football team, Winters coached the running backs in 1990 and the tight ends in 1991.

He received his bachelor's degree from the University of Akron in 1980, and a master's degree in education, curriculum and supervision, from Akron in 1984. At Akron, Winters also served as an assistant track and field coach and an assistant football coach from 1981-86. From 1986-90, he was an assistant football coach at the University of Toledo.

Student-Athlete Support Network


Academic & Student Services

Academic excellence is emphasized at Wisconsin. Much of the credit for the impressive academic record behind many Badger athletes is the counseling system available to the student-athletes.

Associate athletic director **Alan Zussman** supervises a staff of four full-time and two part-time counselors which conduct the program offered to the nearly 800 UW student-athletes. The advising staff of **Mary Weaver, Jean Patt, Craig Hudson, Christine Sayler, Liane Kosaki, and Marcus McCoy** have a comprehensive understanding of academics at Wisconsin, and a permanent line of communication with all University departments.

For those student-athletes who request assistance, counseling sessions are offered on a one-to-one basis at a time appropriate for the athlete. Wisconsin athletes are degree-oriented while allowing for the flexibility to explore different areas. The counseling staff takes a personal approach to each athlete in determining his or her individual needs, personal or academic.

Student-athletes may receive academic honors in a number of ways. The Big Ten Conference honors scholar athletes with Academic all-Big Ten honors while the UW Athletic Board names Athletic Board Scholars for the highest grade point average in each sport. In addition, student-athletes may be nominated for Academic All-America honors through the sports information office.



Director of Academic and Student Services, Alan Zussman



The Wisconsin Athletic Department's Academic and Student Services staff includes (Front Row L-R): Jean Patt, Mary Weaver-Klees, Director Alan Zussman, Liane Kosaki; (Back Row L-R) Mary Moroder, Lou Ann Lund, Andrew Berns, Marcus McCoy, Craig Hudson, Jerry Darda, Christine Sayler, and Nancy Kreklow

Scholarships

UW-Madison is proud to offer to its prospective student-athletes one of the most comprehensive athletic scholarship programs in the nation. As a Division I member of the National Collegiate Athletic Association (NCAA), scholarships are awarded to athletes on a one-year renewable basis if scholastic and athletic commitment are maintained.

Scholarships are available in all varsity sports with the exception of rowing, which does not grant scholarships. Full scholarships include the cost of room and board in addition to tuition and fees. The selection of scholarship recipients is based on athletic ability and projected academic success at the University of Wisconsin-Madison.

Prospective student athletes who are interested in applying for grants-in-aid should contact the coach of their respective sports in care of Division of Intercollegiate Athletics, 1440 Monroe St., Madison, WI, 53711.

Undergraduate Tuition and Fee Information 1994-95

(both semesters)

Wisconsin Resident Tuition and Fee	\$2737
Minnesota Resident Tuition and Fee	\$3550
Non-Resident Tuition and Fee	\$9096
Undergraduate Room and Board	\$3825

Where to Write

Office of Undergraduate Admissions

University of Wisconsin-Madison
140 Peterson Office Building
750 University Avenue
Madison, WI 53706
Phone: (608) 262-3961

University Housing

University of Wisconsin-Madison
Slichter Hall
625 Babcock Drive
Madison, WI 53706
Phone: (608) 262-2787

Office of Student Financial Services

University of Wisconsin-Madison
432 North Murray Street, Room 231
Madison, WI 53706
Phone: (608) 262-3060

Academic & Student Services

University of Wisconsin-Madison
1440 Monroe Street
Madison, WI 53711
Phone: (608) 262-1787

Sports Medicine

The care, prevention, and treatment of injuries to Wisconsin athletes is supervised by a staff of six N.A.T.A.-certified athletic trainers. Wisconsin's Sports Medicine program features state-of-the-art facilities and the services of leading sports medicine and health care professionals.

Under the direction of head athletic trainer **Dennis Helwig**, the Sports Medicine program focuses on injury prevention. Staff members **Chuck Hart, Jan Helwig, Mike Johnson, Barb Pearson, Henry Perez-Guerra**, and **Andy Winterstein** utilize Cybex strength-testing devices, provide dietary analysis, measure physiological capacity and outline programs to improve flexibility. Should an injury occur, athletes are seen immediately by team physicians affiliated with the UW Hospitals and Clinics headed by **Dr. Ben Graf**.

In addition to the headquarters in the McClain Athletic Facility, auxiliary training rooms are located in the Stadium, Coliseum, Natatorium, and UW Field house. All training areas are equipped with the finest therapeutic modalities and rehabilitative apparatus. Other medical specialists assigned to athletics also assist in the diagnosis and treatment of the athletes.



BOTTOM LEFT: A rehabilitation pool is part of the extensive athletic training facilities found in the McClain Athletic Facility.



LEFT: The UW Strength & Conditioning program is headquartered in the McClain Athletic Facility which features a 7,000-square-foot weight training area available to the men's and women's athletic teams.

Strength & Conditioning

The Wisconsin strength and conditioning program is a sophisticated blend of science, technology and one-on-one attention to each athlete.

Weight training areas in the McClain Center and Camp Randall Stadium feature Nautilus equipment, free weights, and stereo music in spacious, carpeted rooms. Four full-time and one part-time weight training instructors monitor and advise all Wisconsin student-athletes. Head strength and conditioning coach **John Dettman** along with assistant coaches **Robert Hackett, Steve Myrland** and **Laura Graf** along with part-time assistant **Stieg Theander** work with the individual sport coaches to develop programs specific for that sport.

The UW also offers a sports nutrition program to assist athletes in meeting their nutritional demands and body composition goals.

Sports Information

Directing the communications for the nine women's sports in the Division of Intercollegiate Athletics is the responsibility of the Women's Sports Information Office. This office utilizes a variety of communications systems to provide student-athletes the opportunity to be recognized for their athletic endeavors.

The office provides and maintains many resources such as records, fact sheets, photographic files, statistics, media guides and event programs in meeting the information requests of the media, coaches, administrators, opponents and the general public.

Women's Sports Information Director **Tamara J. Flarup**, associate director **Diane K. Nordstrom** and intern **Debbie Rosenfeld** maintain close contact with local, regional and national media as well as the athlete's hometown media in providing information. The office prepares news releases, designs sports brochures and media guides, covers all women's sports, and provides post-event results for print and electronic media.

Wisconsin Sports Facilities

Athletes at the University of Wisconsin benefit from outstanding sports facilities. From practice and competitive areas to athletic and weight training, Wisconsin offers modern and well-equipped facilities for its athletes.

The Wisconsin Field House, which seats 11,500, is the practice and competitive facility for the Badger basketball and volleyball teams. It is also used as a competitive arena for wrestling. The Field House features four locker rooms, an athletic training area and state-of-the-art scoreboard, sound and lighting systems.

The Camp Randall Memorial Sports Center or Shell, located next to Camp Randall Football Stadium, is a multi-purpose facility used by all students. A 200-meter Mondo rubber track surrounds four basketball or volleyball courts that double as throwing and jumping areas for indoor track meets. With a seating capacity of 2,500, the Shell is the site of numerous track meets including the 1992 Big Ten Men's Track Championship.

One of the most versatile buildings is the McClain Athletic Facility. Over 76,000 square feet of artificial turf offers the ideal indoor practice facility for football, soccer and track. The lower level features the headquarters of the Badgers Sports Medicine facility and a fully-equipped weight



Opened in 1988, the McClain Athletic Facility offers indoor practice facilities for football, soccer and track and field. A 90-yard artificial turf practice area is contained in the 76,380 square foot main floor.


room. Locker rooms for football and men's and women's track are also located on the lower level.

The Wisconsin tennis teams have a competitive advantage to play year-round at one of the best college facilities in the

United States—the Nielsen Tennis Stadium. The stadium features 18 tennis courts (12 indoor and six outdoor), five squash courts, one squash doubles court, and seats 1,500 spectators. The stadium is named for Arthur C. Nielsen, founder of the Nielsen television rating system. Nielsen captained the Wisconsin men's tennis team from 1916 to 1918 while a student in electrical engineering.

The newest facility at Wisconsin is the outdoor track and soccer complex located at the west end of campus. The Dan McClimon Memorial Track, named for the former UW men's coach, features a newly resurfaced 400-meter, Martin rubber track. The track, which was the site of the 1994 Big Ten Conference Outdoor Track Championship, surrounds the Olympic size, natural grass soccer field. The facility, which is fully lighted, was completed during the fall of 1993. Building permanent seating with locker rooms and a media facility is scheduled to begin in the near future.

The swimming and diving teams have the luxury of two pools for practice and competition—the Natatorium and Southeast Recreational Facility. The "Nat" contains an eight-lane, 25-yard racing pool equipped with an automatic Colorado Timing System and digital readout score board. The 50' x 40' separate diving well is fitted with three one-meter and two three-meter Dura (Maxi) Flex boards. The SERF facility features an indoor long course pool




The Wisconsin Field House, home to the Wisconsin basketball and volleyball teams, was the site of the 1993 NCAA Division I Women's Volleyball Championship.


with movable bulkheads that more than double the program's training space.

Situated between five lakes, Madison is the perfect location for a rowing program. The Badger crews are headquartered in the boat house, situated on Lake Mendota. The boat house provides the Badger crews with an indoor rowing tank during the winter season. During the warm months, crews can often be seen on any one of the five Madison lakes.

With the opening of University Ridge in 1991, UW golfers now have the opportunity to compete on the new UW golf course. The par 72, 18-hole course was designed by Robert Trent Jones Jr. The facility also features a 15,000 square foot practice green and 5,000 square foot chipping green.



ABOVE: The outdoor track and soccer complex is located on the west end of the UW campus. The track features a 400-meter Martin rubber surface with throwing and jumping areas in the infield. The soccer field is Olympic size and natural grass. **LEFT:** The Southeast Recreational Facility (SERF) is one of two pools used by the swimming and diving teams



One of the premier collegiate tennis facilities in the country, Nielsen Tennis Stadium features 12 indoor and six outdoor tennis courts.



University Ridge, the University of Wisconsin-Madison golf course, opened in 1991. Located on a 585-acre tract, the undulating course includes deep woods, hills, a natural pond and prairie.



NCAA

1995 National Collegiate Division I Women's BASKETBALL CHAMPIONSHIP



Media Information

Media Credentials

All media requesting credentials for Wisconsin women's sports should contact the Women's Sports Information Office, (608) 263-5502. Credentials will be placed at Gate B on the east side of the Field House on the day of the event

Parking

Parking for media during Wisconsin volleyball and basketball is reserved in lot 19 west of the Field House. Please contact the Women's Sports Information Office for parking credentials at least one week in advance of the event.

Media Services

Working facilities for all media are located on the west side of the Wisconsin Field House, just below the first balcony. Electrical outlets are available at every seat. Telephone lines must be installed in advance of the match by calling Ameritech at 800-660-3000. Event programs, media guides, event notes and computerized statistics will be available at the match.

Photographers

Photographers may work from either end of the court and the west side of the floor. Photographers may not work from in front of team and scoring benches.

Post-event Interviews

All post-event interviews will be conducted in the media/basketball locker room located below the main floor on the west side of the Field House. The visiting coach and players will be interviewed approximately 10 minutes following the completion of the event. The Wisconsin coaches and players will follow immediately. All requests for interviews should be directed to the sports information personnel prior to the completion of the event.

Wisconsin Women's Sports Information Staff

Tamara J. Flarup, Director
Office: (608) 263-5502
Home: (608) 238-3650

Diane K. Nordstrom, Associate Director
Office: (608) 262-9024
Home: (608) 257-8226

Debbie Rosenfeld, Intern
Office: (608) 263-1983
Home: (608) 284-6252

Mailing Address
1440 Monroe Street
Madison, WI 53711-2080
Fax: (608) 263-7849

Wisconsin Media Outlets

Television

Television	Phone	Fax	Address
Channel 3, WISC-TV (CBS)	608-276-7400	608-271-0800	7025 Raymond Rd., Madison, WI 53711
Channel 15, WMTV (NBC)	608-274-7817	608-274-5194	615 Forward Dr., Madison, WI 53719
Channel 27, WKOW (ABC)	608-274-6118	608-274-9514	P.O. Box 100, Madison, WI 53701

Radio

WIBA	608-274-5450	608-274-5521	P.O. Box 99, Madison, WI 53701
WTSO/WZEE	608-274-1070	608-275-7125	5721 Tokay Blvd., Madison, WI 53719
WTDY/WMGH	608-271-1486	608-281-1329	P.O. Box 2058, Madison, WI 53701
WOLX	608-273-0077	608-273-0025	2306 W. Badger Rd., Madison, WI 53713
WWQM	608-271-6611	608-271-0400	5024 Lacy Rd., Madison, WI 53711
WTMJ (Milwaukee)	414-223-5221	414-223-5298	720 E. Capitol Dr. Milwaukee, WI 53212

Newspapers

Wisconsin State Journal	608-252-6165	608-252-6119	P.O. Box 8058, Madison, WI 53708
Capital Times	608-252-6474	608-252-6445	P.O. Box 8060, Madison, WI 53708
Badger Plus	414-224-2247	414-224-2049	918 N. 4th St., Milwaukee, WI 53201
Milwaukee Journal	414-224-2309	414-223-5528	333 W. State St., Milwaukee, WI 53201
Milwaukee Sentinel	414-224-2175	414-224-2049	918 N. 4th St., Milwaukee, WI 53201
Isthmus	608-251-5627	608-251-2165	14 W. Mifflin St., Madison, WI 53703
Daily Cardinal	608-262-5857	608-252-0404	Vilas Hall, University Ave., Madison, WI 53706
Badger Herald	608-257-6579	608-257-6899	550 State St., Madison, WI 53703
Chicago Tribune	312-222-3472	312-222-3143	435 N. Michigan Ave., Chicago, IL 60611
Chicago Sun Times	312-321-2663	312-321-9404	401 N. Wabash Ave., Chicago, IL 60611
USA Today	703-276-3714	703-558-3905	1000 Wilson Blvd., Arlington, VA 22209

Wire Services

UPI (Chicago)	312-781-1600	312-781-1603	203 N. Wabash Chicago, IL 60611
AP (Milwaukee)	414-271-0158	414-225-3599	922 N. 4th St., Milwaukee, WI 53203
AP (Chicago)	312-781-0511		230 N. Michigan Ave. Chicago, IL 60601
Wheeler News Service	608-257-3247	608-257-4650	217 SW State Capitol, Madison, WI 53702

Radio/Television Roster



3

Kesa Dillon
Guard • 5-10 • Jr./Sr.
Oakland, CA



5

Stacy Riemer
Guard • 5-7 • So.
Chilton, WI



10

Keisha Anderson
Guard • 5-7 • So./Jr.
Racine, WI



22

Ann Klapperich
Forward • 6-1 • Fr.
Fond du Lac, WI



24

Jenni Westphal
Guard • 5-7 • Fr.
Marinette, WI



31

Katie Voigt
Guard • 6-1 • So.
Woodruff, WI



32

Sharon Johnson
Guard • 5-8 • Sr.
Memphis, TN



33

Camille Williams
Forward • 6-0 • Sr.
Waterloo, WI



34

Karie Cattnach
Guard • 5-10 • So.
Markesan, WI



42

Jenny Rhodes
Forward • 6-1 •
So./Fr.,
Milwaukee, WI



43

Michele Burkholder
Forward • 6-0 • Fr.
Janesville, WI
Parker



44

Barb Franke
Center • 6-2 • Jr./Sr.
Cedar Falls, IA
Cedar Falls



50

Tracy Winkler
Forward • 6-2 • Jr.
Chilton, WI
Chilton





Coach

Jane Albright-Dieterle
Head Coach
First Year



Living in Madison



1994-95 Wisconsin Women's Basketball

SUNDAY	NOVEMBER 20	FOREIGN EXHIBITION (Exhibition)	1:00 p.m.
Friday	November 25	(Double Header with UW men vs. Marathon Oil at St. Mary's Thanksgiving Classic, Moraga, CA Baylor vs. Wisconsin St. Mary's vs. Idaho State	3:35 p.m. 5:30 p.m. 7:30 p.m.
Saturday	November 26	at St. Mary's Thanksgiving Classic, Moraga, CA Consolation, 5:30 p.m.; Championship, 7:30 p.m.	
TUESDAY	NOVEMBER 29	WESTERN ILLINOIS	7:00 p.m.
Friday	December 2	at Arkansas Dial Classic, Fayetteville, AR Southern Methodist vs. Wisconsin Arkansas vs. St. Mary's (CA)	5:45 p.m. 8:00 p.m.
Saturday	December 3	at Arkansas Dial Classic, Fayetteville, AR Consolation, 5:45 p.m.; Championship, 8:00 p.m.	
Wednesday	December 7	at UW-Green Bay	7:00 p.m.
Saturday	December 10	at Toledo	7:00 p.m.
THURSDAY	DECEMBER 15	ILLINOIS-CHICAGO	7:00 p.m.
Wednesday	December 28	at Michigan	7:30 p.m.
SATURDAY	DECEMBER 31	WESTERN MICHIGAN	1:30 p.m.
TUESDAY	JANUARY 3	INDIANA	7:00 p.m.
FRIDAY	JANUARY 6	IOWA	7:00 p.m.
SUNDAY	JANUARY 8	OHIO STATE	1:30 p.m.
Friday	January 13	at Michigan State	7:30 p.m.
Friday	January 20	at Minnesota	7:00 p.m.
SUNDAY	JANUARY 22	ILLINOIS (SportsChannel TV)	12:00 p.m.
Friday	January 27	at Purdue	7:30 p.m.
Sunday	January 29	at Penn State	2:00 p.m.
FRIDAY	FEBRUARY 3	NORTHWESTERN	7:00 p.m.
SUNDAY	FEBRUARY 5	MINNESOTA	1:30 p.m.
THURSDAY	FEBRUARY 9	MARQUETTE	7:00 p.m.
SUNDAY	FEBRUARY 12	MICHIGAN STATE	1:30 p.m.
Friday	February 17	at Ohio State	7:30 p.m.
Sunday	February 19	at Iowa	2:00 p.m.
Friday	February 24	at Indiana	7:30 p.m.
SUNDAY	FEBRUARY 26	MICHIGAN	1:30 p.m.
Fri-Mon.	March 3-6	Big Ten Tournament, Indianapolis, IN Hinkle Field House, Butler University	

Home games, indicated in capitals, are played at the University of Wisconsin Field House.
All times listed are local in the location of the host school.

Ticket Prices: Season Ticket Badger Bundle \$50; Reserved season ticket packages (\$40) and parking (\$52) also available.
Single Game (adult) \$5, (student 18 years and under and seniors) \$2
No admission charged for UW students with student identification.

Tickets Available: At the UW Ticket Office, 1440 Monroe Street, Madison, WI, 53711, 1-800-GO-BADGERS or 608-262-1440 and at the Field House door on game days.

