



LIBRARIES

UNIVERSITY OF WISCONSIN-MADISON

A representation of the manufacturing of earthenware : with twenty-one highly finished copperplate engravings, and a short explanation of each, shewing the whole process of the pottery. 1827

London: Ambrose Cuddon, 1827

<https://digital.library.wisc.edu/1711.dl/P6N3NCYIF6VEX8L>


<http://rightsstatements.org/vocab/NKC/1.0/>

For information on re-use see:


<http://digital.library.wisc.edu/1711.dl/Copyright>

The libraries provide public access to a wide range of material, including online exhibits, digitized collections, archival finding aids, our catalog, online articles, and a growing range of materials in many media.

When possible, we provide rights information in catalog records, finding aids, and other metadata that accompanies collections or items. However, it is always the user's obligation to evaluate copyright and rights issues in light of their own use.







D1372

Mr. R. Henderson
Stafford



0/2/1-

The Library
of the



University of Wisconsin

The Alchemical Collection
of
Denis I. Duveen



Purchased 1951

Leather preservation 7/75



Philadelphia



The Independence Hall

Frontispiece.



The Staffordshire Pottery.



REPRESENTATION

of the
Manufacturing
of
Earthenware.

with twenty one highly finished
Copper Plate Engravings, and a
short explanation of each, shew-
ing the whole process of the

P O T T E R Y.

L O N D O N.

Published for the Proprietor, by
Ambrose Cuddon 35 Bury St^h St^h James'.
& Sold by all Booksellers: 1827.

REPRESENTATION

of the

Manufacturers

of

Great Britain

with respect to the proposed
alteration in the duties on
the importation of raw cotton
and the duties on the
consumption of the same

1846

LONDON

Printed by W. Clowes and Sons, 7, St. Paul's Church-yard

and sold by all Booksellers

Rare Books
Duveen
D 1372

922223



Fig. 1. The water-lifting device in the mountainous region of the north.

"Blending" or mixing the materials with water, forming a Compound called Slip.



"Boiling the Slip" to evaporate the water, leaving a clay about the consistence of dough.

Beating the clay to make it solid, smooth and pliable fit for the Potter.




First process of potting is Throwing, forming round pieces of ware with the Hands and Machine.

Showing the way to make a solid ragout
and fiddle fit for the latter.



First process of putting a line and joining
pieces of work with the hands and machine.

The Turner turning in a lathe and regulating the clay ware which the "thrower" has formed.



The Handler fixing handles &c. to what has been turned &c. ready for being baked or fired

The Moddler or Sculptor, from whose productions are taken casts or moulds for the potter.




"Pressing" or "Squeezing", which is making jugs, turenes &c. of the clay, ready for being fired.

The Moulds or Casts from which the
specimens were made are the following



Front and side views of the
specimens of the right hand for brain tissue.



Making of the clay dishes, plates, &c. upon moulds or casts of various forms and patterns.




Engraving designs on Copper Plates, for producing the much admired "blue printed pots", &c.

Printing on thin paper, impressions transferred to the fired ware, and paper washed off.





Grinding and preparing the various colours for the Enameller or Painter.

Painting and Gilding China or Earthenware.


"Glazing" or dipping the ware in a prepared liquid, which produces the glossy surface.

Placing the "dipped" ware ready for its being fired or baked in the "Glazing" Oven.



A Potters Oven when firing or baking, the ware being therein placed in Safeguards, or "Saggers."

Examining and dressing the ware after its coming from the potter's and glazing ovens.



Packing China and Earthenware in "Crates."

The Counting House.*Exterior of a Pottery.*

FINIS.

