

Public documents of the state of Wisconsin ... for the fiscal term ending September 30, 1894. Volume II 1892/1894

Madison, Wisconsin: Democrat Printing Company, 1892/1894

<https://digital.library.wisc.edu/1711.dl/TJFZNAHKAVSID8B>

Based on date of publication, this material is presumed to be in the public domain.

For information on re-use, see

<http://digital.library.wisc.edu/1711.dl/Copyright>

The libraries provide public access to a wide range of material, including online exhibits, digitized collections, archival finding aids, our catalog, online articles, and a growing range of materials in many media.

When possible, we provide rights information in catalog records, finding aids, and other metadata that accompanies collections or items. However, it is always the user's obligation to evaluate copyright and rights issues in light of their own use.

WISCONSIN STATE LIBRARY
PUBLIC DOCUMENTS

OF THE

STATE OF WISCONSIN.

Being the Biennial Reports of the Various State
Officers, Departments and Institutions,


FOR THE

FISCAL TERM ENDING SEPTEMBER 30, 1894.

VOL. II.



MADISON, WIS.:
DEMOCRAT PRINTING COMPANY, STATE PRINTER,
1895.



J
902

PUBLIC DOCUMENTS


FOR 1893-94.

CONTENTS OF VOL. I.

1. Message of the Governor.
2. Report of the Secretary of State.
3. Report of the State Treasurer.
4. Report of the State Superintendent.
5. Report of the Railroad Commissioner.
6. Report of the Commissioner of Insurance.
7. Report of the Regents of the University.
8. Report of the State Supervisor of Inspectors of Illuminating Oils

CONTENTS OF VOL. II.

1. Report of the State Board of Control.
2. Report of the Commissioner of Labor Statistics.
3. Report of the Regents of Normal Schools.
4. Report of the Commissioners of Public Lands.
5. Report of the Commissioners of Fisheries.
6. Report of the Trustees of the Milwaukee Hospital for the Insane.
7. Report of the Adjutant General.
8. Report of the Quartermaster General.



SECOND BIENNIAL REPORT

OF THE


State Board of Control

OF

Wisconsin Reformatory, Charitable and
Penal Institutions,

FOR THE

Two Fiscal Years Ending September 30, 1894.



MADISON, WISCONSIN:
DEMOCRAT PRINTING COMPANY, STATE PRINTER.
1894.

MEMBERS AND OFFICERS OF THE BOARD.

J. L. CLEARY, KENOSHA,
Term expires June 30, 1895.

CLARENCE SNYDER, ASHLAND,
Term expires June 30, 1896.

J. E. JONES, PORTAGE,
Term expires June 30, 1896.

W. H. GRAEBNER, MILWAUKEE,
Term expires June 30, 1897.

J. W. OLIVER, WAUPUN,
Term expires June 30, 1898.

C. D. PARKER, RIVER FALLS,
Term expires June 30, 1899.

PRESIDENT,
J. E. JONES.

VICE PRESIDENT,
W. H. GRAEBNER.

SECRETARY,
D. S. COMLY, MADISON.

J
002

WISCONSIN STATE LIBRARY

TABLE OF CONTENTS.

	Page.
Report of the board	1
Tables accompanying report of the board	23
County quotas in the hospitals	35
Report of the treasurer of the institutions	36
State Hospital—	
Report of the superintendent	49
Statement of current expenses.....	74
Northern Hospital—	
Report of the superintendent	87
Statement of current expenses.....	116
School for the Deaf—	
Report of the superintendent	129
Statement of current expenses	172
School for the Blind—	
Report of the superintendent	185
Statement of current expenses.....	214
Industrial School—	
Report of the superintendent.....	227
Statement of current expenses.....	243
State Prison—	
Report of the warden.....	253
Statement of current expenses	281
State Public School—	
Report of the superintendent.....	292
Statement of current expenses.....	303
County insane asylums and insanity statistics	311
Pauperism and poorhouse statistics	349
County jails and jail statistics	357
Police stations	364


ILLUSTRATIONS.

	PAGE.
State hospital for the insane	46
Northern hospital for the insane	84
School for the deaf	126
School for deaf buildings	facing 133
Schoolhouse for deaf	facing 139
Deaf class in school	facing 145
Deaf class in cabinet shop	155
Deaf class in art department	165
New pupils, 1894 class	171
Graduating class, 1894	178
School for the blind	182
Industrial school for boys	224
New schoolhouse erected, 1894	237
State prison	250
Warden's residence, erected 1894	277
State public school	288
Rock county asylum	311
Marathon county asylum	321
Winnebago county asylum	341
Iron county jail and court house	357

WISCONSIN STATE LIBRARY

LOCATION OF STATE AND COUNTY INSTITUTIONS.

State Hospital for Insane.....	Mendota
Northern Hospital for Insane.....	Winnebago
School for Deaf.....	Delavan
School for Blind.....	Janesville
Industrial School for Boys	Waukesha
State Prison.....	Waupun
State Public School.....	Sparta
Milwaukee County Hospital.....	Wauwatosa
House of Correction.....	Milwaukee
Industrial School for Girls.....	Milwaukee
Veterans' Home.....	Waupaca
Brown county asylum.....	Green Bay
Columbia county asylum.....	Wyocena
Dane county asylum.....	Verona
Dodge county asylum.....	Juneau
Dunn county asylum	Menomonie
Fond du Lac county asylum.....	Fond du Lac
Grant county asylum.....	Lancaster
Green county asylum.....	Monroe
Iowa county asylum.....	Dodgeville
Jefferson county asylum	Jefferson
La Crosse county asylum.....	West Salem
Manitowoc county asylum.....	Manitowoc
Marathon county asylum.....	Wausau
Milwaukee county asylum.....	Wauwatosa
Outagamie county asylum	Appleton
Racine county asylum.....	Racine
Rock county asylum.....	Janesville
Sauk county asylum.....	Reedsburg
Sheboygan county asylum.....	Sheboygan
Vernon county asylum.....	Viroqua
Walworth county asylum.....	Elkhorn
Winnebago county asylum.....	Oshkosh



WISCONSIN STATE LIBRARY

REPORT

OF THE

State Board of Control.

HON. GEORGE W. PECK,

Governor of Wisconsin:

The State Board of Control submits to you its second biennial report, showing in detail the condition of affairs in the various charitable, reformatory and penal institutions of Wisconsin, placed by the law under its management and supervision. The period covered by this report is from October 1, 1892, to September 30, 1894, inclusive.

At the time of the last biennial report it was a question in the minds of even the members of the Board as to whether the Legislature that had placed the duties formerly devolving upon two boards upon one board, had acted with wisdom. Whether the one board could perform the entire work so that no interest would be neglected was questioned by many, but as time has elapsed we believe that all interested will frankly admit that no mistake was made, and that the change of system has worked to the best interests of the institutions and the inmates thereof.

It has, however, required the entire undivided time of each of the six members of the Board.

One of the best results which has accrued by the placing of all institutions under the management of one board, is the harmony of feeling and interests now prevailing between the state and county institutions. Under the old system one board controlled the state and the other the county institutions.

General Report.

These boards were constantly clashing with each other upon questions of authority and as a result a spirit of hostility existed, not only between the two boards, but between the institutions themselves, extending even to the subordinates engaged by each management, and as a result no end of ill feeling existed between the two classes of institutions, intended by the law and good judgment to work in harmony together. Under the single management all are working for the unfortunate classes committed to their care.

The Board, or some member thereof, has aimed to visit each of the seven state institutions once each week or oftener, each county asylum has been visited quarterly, one member of the Board being assigned each quarter to county asylum work, and the Board in a body has visited each asylum as often as possible. Each jail, poorhouse, police station, semi-state and private institution has received the annual visit required by law. To facilitate this work and properly accomplish it, the Board divided the territory of the state into six equal parts and each member was assigned to do jail and county work in one of these districts and held responsible to the Board for the proper performance of the work under his assignment and in his district. By this method it has been possible to perform the entire work, fulfilling the law to the letter.

These regular visitations have been productive of much good, and many improvements in the various institutions of the state are the result of this watchfulness.

There are in Wisconsin seven state institutions, twenty-two county asylums, four semi-state institutions, forty-nine poorhouses, sixty-eight jails, one hundred and ninety-eight police stations and fifty private and benevolent institutions under the control or supervision of this Board.

The greater part of the time of the Board is required with the management of the seven state institutions, over which it has entire control, its duties with the other institutions being visitorial and advisory, the business management being vested in the local authorities.

General Report.

To manage these institutions successfully requires industry and close study. A knowledge of the character and value of them can only be obtained by repeated visits and most thorough inspections. The experience thus received makes possible intelligent judgment on questions constantly arising bearing upon the management of the institution and the welfare of the inmate.

While Wisconsin has been liberal in its provisions for the care of its unfortunate charges, there are many improvements to be suggested in order to bring its institutions fully up to the standard of the best thought of the times. The liberality displayed by the state has been in the immediate care of the inmates, while the equipments for the buildings, mostly erected many years ago, have not been deemed essential by the Legislature. For instance, it may be cited as an illustration, at the prison, the largest institution in the state, the old system of kerosene lamps for lighting purposes still prevails, while a modern electric plant would be a matter of economy and safety as well.

During the period covered by this report there have been many improvements along this line within the limits of the regular and special appropriations granted by the last Legislature, and which will be referred to in the report upon the separate institutions.

The personnel of the Board has remained unchanged during the biennial period and the united effort of the members has been to increase the efficiency of the institutions under their charge. Civil service rules have been applied in all of the institutions, and competency, rather than preferment on account of creed or politics, has been the rule. There are employed in the seven state institutions four hundred and fifty-nine people, whose positions range from superintendent to porter. While formerly largely from one political party, a census at this date would develop nearly an equal division. It would be as impossible to manage public institutions successfully upon political lines, where the labor desired requires

General Report.

peculiar skill and training, as it would be for a drygoods clerk to take a position, and properly fill it, of a prescription clerk behind a druggist's counter. The state institutions for the care of unfortunate people should be divorced from politics, for if, at each recurring election, those who desire to give their time and study to the special work required in these institutions are made to feel insecure in their positions by reason of their opinion on public questions, there will be no incentive for them to attain the highest proficiency.

When this Board first assumed its duties, nearly four years ago, a majority was imbued with the popular idea that "to the victor belongs the spoils," but after a short experience it was found that while that theory might be proper in the distribution of offices with large salaries and no special requirement, it was not a success where the salaries were small and the requirements exacting. The salaries paid employes in the public institutions of Wisconsin are smaller than in similar institutions in nearly every other state. For that reason many valuable employes are taken from our institutions by alluring offers from institutions elsewhere. The Board, so far as has been in their power with the money at their disposal, have recognized special merit by slightly increasing salaries.

The disposition of the special appropriations granted by the last Legislature is shown in a separate table in this report. Some have been used entire, while there is a balance left in several others, the amount appropriated being more than sufficient to complete the object of the appropriation. Three of the special appropriations were not used, it being deemed unnecessary as yet to incur the expenditure they were designed to meet.

The general appropriations made by the Legislature to meet current expenses for the biennial period, have proven sufficient except at the State Prison. The estimate made to the Legislature for that institution was based upon the expectation that the convicts would be steadily employed and the amount received for labor would remain the same as in previous years;

General Report.

but on June 1, 1893, the contractors laid off all but three hundred of the men employed and consequently the receipts at that institution diminished at the rate of sixty dollars per day, while the expense for caring for the convicts in idleness increased. Added to this unexpected loss of receipts, the number of prisoners has increased since our last report over one hundred.

Owing to these conditions the appropriation proved inadequate and it became necessary for the Board to create an indebtedness of twenty thousand dollars for maintaining the institution. This was done as provided for in Section 3, Chapter 289 of the Laws of 1880. At each of the other institutions there will be an excess, in sums approximately as follows:—

State hospital for insane	\$9,000 00
Northern hospital for insane	14,000 00
School for deaf	3,000 00
School for blind	500 00
Industrial school for boys	8,500 00
State public school	22,000 00
Total	\$57,000 00

The exact cost of maintaining each institution during the biennial period can be ascertained by examining statements in tabular form annexed hereto.

THE STATE HOSPITAL FOR INSANE.

The State Hospital is now under the immediate charge of Dr. John B. Edwards, formerly of Mauston, Wis., as superintendent. He succeeded Dr. Edwin P. Taylor, August 1, 1893. He was chosen superintendent through the recommendation of the best specialists in the state and he brought to the institution the ripe experience of an active, practicing physician and business man. He has met every expectation of the Board and has proven a valuable man in the place. One of his first efforts was to relieve the overcrowded condition of the hospital

General Report.

by urging the transfer of many chronic cases of long standing to the county asylums, making more room for the acute cases, the class of patients the hospital is designed to accommodate.

The most valuable improvements made at this institution during the biennial period are the thorough painting of the roofs and outside of the buildings, the painting of the wards, dormitories and the music hall, the fitting up of the officers' dining room, matron's office and the store room.

The most important improvement from a hygienic standpoint was the putting in of new soil pipes on both male and female wards, new flush closets, and trapping the bath tubs throughout the building.

Many of the old straw-tick beds have been replaced with new spring beds and mattresses; also the work of perfecting the heating and ventilating system has been completed.

The most urgent need of the institution at present is for infirmary wards for male and female patients. Sick and infirm patients should not be compelled to remain upon the same wards with the noisy and boisterous. These wards could easily be provided by building a residence for the superintendent outside of the main building, and utilizing the room now used for family purposes for said wards.

There is much new furnishing needed owing to the fact that the present furniture has been many years in use.

Mr. H. W. Abbott, of Baraboo, is still the local business manager of the institution and the excellent showing for economy made here is largely due to his experience and excellent services.

NORTHERN HOSPITAL FOR INSANE.

During the entire biennial period, Dr. Wm. F. Wegge, of Milwaukee, has been superintendent. However, owing to ill health, he has been obliged to resign, to take effect October 1st., and Dr. D. G. Hathaway, of Wauwatosa, late of Ward Island Hospital, New York, has been chosen to succeed him.

General Report.

Dr. Wegge has rendered the inmates of the hospital valuable services.

The principal improvements made at the hospital during the past two years are a new roof for the entire north wing of the building; a new gas-coal shed; a new hennery and enlarging the store-room. Another great improvement was made at the pumping station by an additional boiler being placed therein; the old boiler having been in use for years, was deemed inadequate for all purposes and when out of repair the institution was without water.

A tract of land, known as the Neville farm, has been purchased as an addition to the hospital farm. The tract adjoins on the southwest and contains a trifle over forty acres. The purchase price was \$4,500.00. The land is all tillable and is considered one of the best small tracts in Winnebago county.

Infirmary wards are needed at this hospital, the same as at the State, and the same suggestions are applicable. Also, a great improvement could be made at these hospitals, which would work a saving in expense as well, could electric lighting plants be substituted for the gas works now in use. As the state carries no insurance on its public buildings it would be a matter of safety as well as convenience and economy. It would also be much better if provision could be made at the hospitals for general dining rooms for the patients.

Mr. Frank E. Grove is yet steward at this institution and has proven himself a valuable assistant in the management of the affairs of the hospital.

SCHOOL FOR THE DEAF.

During the past two years the Wisconsin School for the Deaf has taken an advanced position. The Board has deemed it advisable to give the superintendent and teachers opportunities to attend all meetings which would benefit them, and bring fresh knowledge and new ideas into the institution. Several of the older teachers who have served many years and done

General Report.

valuable work for the deaf children of the state, having given way to new ones with improved methods of teaching the deaf.

In the interest of better oral instruction, a member of this Board and the superintendent of the school were last year sent to the leading eastern deaf schools, empowered with authority to engage oral teachers and to obtain information necessary to fully inaugurate the oral system in the state school. The result of their investigation is evidenced in the improvements already attained, the most modern and improved methods of teaching being now employed.

Prof. John W. Swiler, who has been superintendent of the school for fourteen years, and who ranks as one of the leading deaf instructors in the country, still remains in charge of the school.

The corps of instructors is strong and its aggregate experience greater than ever before, so that we may reasonably expect good work in the years ensuing.

The two most evident improvements during the past two years are the water-supply from the Delavan water-works and the installation of an excellent storage battery for all-night lights.

The improvements which suggest themselves as most needed are a building and machinery for a better course of manual training, with modern appliances for class instruction, and machinery that will prepare the boys and girls for home, shop and factory work and enable them the sooner to gain an independent living.

Several of the buildings will need new roofs during the coming biennial period.

The class graduated at this school last summer numbered fourteen and was the largest class ever graduated from the school, and the attendance for the coming year, as indicated by the new registration, will be larger than in any previous year.

General Report.

SCHOOL FOR THE BLIND.

As with the School for the Deaf, so it can be said of the School for the Blind. It has taken an advanced position under the energetic management of Superintendent Lynn S. Pease.

The Wisconsin School for the Blind is no longer an inferior place of instruction, but ranks with the best in the country, and the rapid advance is very largely due to the untiring efforts of the superintendent of the institution.

The school has increased in attendance since our last report from an average of 75 to an average of 110. Believing that it was the desire of the public that all the blind children of the state should be collected together in the school, if possible, a systematic effort has been made to extend a knowledge of the school among those interested in seeing that the blind receive the opportunities presented. As nearly as can be estimated there are two hundred blind children of school age within the limits of this state. If it is wise for the state to educate a portion of these, and in this enlightened age no one questions the policy, it would be wiser if we could educate all.

Every effort has been made to increase the educational facilities of the school. Especial attention has been given to securing instruction in such trades as can properly be pursued by blind people.

At this institution many substantial improvements have been made. A new heating system. A water-supply sufficient for consumption and for fire protection has been furnished, by laying a six-inch main from the school to the city of Janesville water works, so that a sufficient pressure is secured to throw water from the outside hydrants over the roof of the main building.

A three-story, substantial brick building, formerly used for shop purposes, which had never been completed, has been

General Report.

fitted up so as to furnish four school rooms and two large shop rooms, the upper story being used for physical culture classes,

Within the main building extensive repairs have been made by replacing soft wood floors with hard wood and repainting and calcimining the walls.

The school needs additional buildings, as the present building is now over crowded. A new building should be erected for school purposes, thus releasing the building used at present for class-rooms, which could then be made available for sleeping apartments for the boys.

The main building would then be used entirely for girls' dormitories, study rooms, apartments for officers and teachers, dining rooms, etc. Besides this, the eastern wing of the building should be extended to the size originally planned, this wing never having been completed. As it is now, every available corner, even to the corridors, are put to use. With the probability of an increased attendance, nearly double the present, in the near future, steps should immediately be taken to meet the present and future demands.

As the grounds of this institution are now limited to a few acres, the Board would renew its recommendation for the purchase of the twenty-six acres of land east of and adjoining the school grounds.

INDUSTRIAL SCHOOL FOR BOYS.

The Industrial School at Waukesha, for boys who are much more unfortunate than criminal, has been most successfully managed by Superintendent M. J. Regan, during the second biennial period.

In many respects this institution presents more perplexing questions than any of the other public institutions. How to make useful citizens of these boys, mostly keen and bright, but who through unfortunate homes or surroundings have been sentenced to a reformatory until of age, to be cured of evil

General Report.

habits of their own, or the faults of their parents, has puzzled the wisest of mankind.

The Board has endeavored to make this institution as nearly a home for the boys as possible, divesting it of all prison ideas and surrounding it with influences of an elevating character.

Among the permanent improvements at this institution, erected during the two years just passed, is a handsome school building which is a credit to the state of Wisconsin.

A new electric lighting plant, with new engine and boilers has been placed in the institution during the past year, from current expense moneys. This was made necessary by reason of the extortionate price asked for gas supply from the city company which had furnished the gas for several years. The plant complete will cost less than five thousand dollars and is a matter of economy to the state and will be far more satisfactory.

The sewerage system has been completed and as a result there is far less sickness in the institution than formerly.

The school work, which has been placed upon the high school plan, and is under the direction of Prof. Frank Cleary as principal, is accomplishing favorable results. Escapes are comparatively few and most of the inmates are honestly striving to work themselves from the institution by making good records.

The principal need at this school is one that readily suggests itself to the mind of any thoughtful individual, and that is a manual training school, where the boys may, while receiving an education, be taught some trade that will make them useful when set at liberty and thrown upon their own resources. To that end it is to be hoped that the Legislature may, at its next session, provide for such a school, with all necessary equipments.

STATE PRISON.

This biennial period has marked an era of progression in affairs at the Wisconsin penitentiary. It has been a busy and

General Report.

exacting period for the officers of the institution. Mr. P. B. Lamoreaux is still the efficient warden.

The question of employment for convicts has been vexatious to the Board during the entire two years. The prison has operated for many years with but one contract, that of M. D. Wells & Co., manufacturers of boots and shoes. This contract is for the services of 300 men, for a period of five years, at the rate of fifty cents a day. They had, however, previous to June 1st, 1893, employed every available man in the prison. When the financial disturbance came upon the country they laid off all of the men except the three hundred contracted for, thus throwing a large surplus of nearly an equal number into idleness, and the three hundred contracted for were worked upon short time. It is much more difficult to manage the class of men in prison in idleness than when employed. Also, the law requires that men under sentence shall be kept at hard labor; so it became necessary, at a time when men on the outside were out of employment for the Board to use extra exertions to furnish employment for these convicts. The Legislature had provided for some extensive improvements in the line of building at the prison and every available man was put at work in assisting on this new work and repairs. A stone quarry was opened and a number of men put at work there.

This local employment, however, failed to produce any revenue to aid in maintaining the prison and as the estimate for expenditures for the biennial period had taken into account the probable receipts for convict labor, it became evident that the appropriation for current expenses would be inadequate and that a deficit must be the result. Added to this the number of convicts began to rapidly increase, so that there are now nearly two hundred more prisoners than when the estimate was made to the Legislature.

As time elapsed it became evident to the Board that M. D. Wells & Co., would not for a long time at least, require the same amount of labor that they had formerly employed, and the numbers constantly increasing, it was deemed advisable

General Report.

to take advantage of the provision made by the Legislature of 1887, in Chapter 437, of the laws of that year, for the establishment of manufacturing in the State Prison. Consent was obtained, as provided for in that law, and \$20,000.00 has been expended in the establishment of two small plants, one for the manufacture of knit-goods and the other for the manufacture of clothing.

No difficulty was experienced in disposing of the labor of the convicts engaged in these two new industries. A contract was made with the Paramount Knitting Co., of Chicago, for the product of the knitting plant for a period of five years; the said company furnishing all material entering into the manufacture of the goods and taking the finished product at the institution, paying the state a certain amount per dozen, and which net a greater amount per day for the labor employed than is received on the boot and shoe contract.

The same plan of doing piece work was inaugurated in the tailor shop and at present the force of the shop is engaged entirely on work for different firms, besides which clothing is manufactured to be used in the public institutions. The Board have deemed it advisable, inasmuch as the convicts must be kept at hard labor, and we would recommend that, as the numbers increase, which is evident must be the result from time, that other small industries be established. At present all available men are employed.

Another condition must confront the incoming Legislature. Notwithstanding the fact that seventy-two new cells have been placed in the institution this year, a large number of cells are now occupied by two convicts, a condition both illegal and inhuman. The prison is too small for the number confined therein. The present prison must either be enlarged or a new one erected. The Board would strongly recommend the latter remedy.

Provision should be made for a Reformatory for first offenders at the earliest possible date. This would relieve the over-crowded condition of the prison and would be a long stride

General Report.

in the right direction toward attempting the reformation of criminals.

Provision should also be made for an electric lighting plant at the prison. At present kerosene lamps are in use, which are inadequate, expensive and unsafe.

More improvements have been made at the prison than at any of the other public institutions during the past two years. A warden's residence has been erected on the prison grounds, outside of the walls. A new kitchen and prisoners' dining room has been erected; also a new tailor shop and a small warehouse, and the interior of the main building has been entirely overhauled and remodeled.

The hospital has been fitted up in the main building, and the place formerly used for that purpose is now utilized as a cell-room, steel cells having been placed in that space.

The new dining room will be ready for use the first of the year and it is then the design of the warden to grade the prisoners into three classes. The first and second classes to occupy the dining room and the third class to continue receiving their meals in their cells.

There have been several attempts made at escape by convicts, but none have proven successful. This illustrates as well as can be the efficiency of the corps of officers employed.

STATE PUBLIC SCHOOL.

The State School for Dependent and Neglected Children at Sparta is accomplishing a beneficent work. No charitable institution has a broader field.

Frank L. Sanborn has proven a model superintendent and under his direction the law under which the school was established has been fully tested.

Many county judges, however, do not fully understand, or else they fail to appreciate the provisions of the statute, for much trouble has arisen through promises purporting to have been made by county judges, that after a short period of deten-

General Report.

tion children would be restored to their parents temporarily dependent. When said parent has become able to again care for the child it is found that the state has placed it out on indenture, or it has been adopted, without the parent knowing that when he placed the child in the school he surrendered all of his parental rights and the person who adopts the child has the legal right to retain it. The Board has been compelled to sustain such claim, even though it desired to restore the child to its natural guardian. Hence all judges and commissioners should exercise great care in giving correct information to indigent parents, having their children committed to the school. The institution is not an asylum, it is simply a temporary place of detention, where children are fitted to go into homes, selected by competent agents of the state for them.

An excellent school is maintained at this institution and although the best of results cannot be obtained, owing to the constant changes in the classes caused by the reception of new pupils and the discharge of others, yet the rudiments of an education can be obtained here.

The only new improvements of a permanent character at this institution are the two silos. The state was very unfortunate in its selection of a farm for this institution, as the soil does not seem to have producing qualities.

Among the needs of this institution for the coming period are a new hospital building and a new electric lighting plant.

ISOLATION HOSPITALS.

At all of the public institutions there is a necessity for hospital buildings to care for those who may become afflicted with contagious or infectious disease. During the epidemics of the last two years, all proper precautions have been taken to avoid trouble of this kind and yet if epidemic should come, no provision is made to isolate from other inmates and hence fatality would be large.

General Report.

SEMI-STATE INSTITUTIONS.

The board has little to do with the conduct of the four semi-state institutions,—The Milwaukee County Hospital, House of Correction and The Industrial School for Girls of Milwaukee county and The Wisconsin Veterans' Home at Waupaca. The three former institutions are managed by local boards and are apparently properly conducted. The Board believes that the Milwaukee County Hospital and the Industrial School for girls should be under state control and conducted as are other state institutions.

The state owns the buildings used for the Industrial School for Girls and appropriates annually to keep them in repair. There is no more reason why the Industrial School for Girls, which receives inmates from all of the counties of the state, should be under a county or private management than that the Industrial School for Boys, should be under a similar management. The counties pay \$2.50 per week for the care of girls committed to the Industrial School for Girls, while they pay but \$1.00 per week for the care of boys at the Industrial School for Boys.

The Milwaukee County Hospital is intended for the treatment of acute cases of insanity from Milwaukee county. It is a well managed and well equipped institution, but a condition prevails there that is expensive to the state and would not exist were it under state management. There are now 365 inmates of that institution, of which fifty are acute cases, the balance being chronic insane or idiots. The state pays Milwaukee county \$2.75 per capita per week at this institution while it pays other counties only \$1.50 per week for the care of chronic insane. There being over 300 of the chronic class confined in the Milwaukee County Hospital, it can readily be seen that a discrimination is made in favor of Milwaukee county. Were this hospital a state institution the chronic cases could be transferred to county asylums and an expense

General Report.

of \$1.25 per week on each patient would be saved to the state and equally good results would be obtained.

The last legislature granted the Veterans' Home an annual appropriation of \$5,000; also an appropriation of \$5,000 for the purpose of placing heating apparatus and new furniture in the old mens' building. This money has been expended for the purposes designated by the legislature and there is at this date an unexpended balance of \$1,335.05.

The new buildings erected under a previous appropriation are not the most satisfactory, as in nearly every one of them the water has beaten through the roofs or about the windows, greatly marring the appearance of the ceilings and walls. It was attempted to spread the appropriation over too much territory and as a result the buildings were not constructed on the most enduring basis.

As regards the system of accounts and keeping books, we find that the receipts and disbursements are shown and summarized by quarters and years.

The general management of the institution continues good.

COUNTY ASYLUMS.

The institutions for the care and custody of the chronic insane of this state are designated as County Asylums. They are twenty-two in number and are located in the following counties: Brown, Columbia, Dane, Dodge, Dunn, Fond du Lac, Grant, Green, Iowa, Jefferson, La Crosse, Marathon, Manitowoc, Milwaukee, Outagamie, Racine, Rock, Sauk, Sheboygan, Vernon, Walworth and Winnebago. In these county asylums are confined 2,449 inmates and the state has paid during the biennium the sum of \$366,272.38 for the care of these chronics.

The county asylums are doing excellent work at the present time, most of them under competent management, each county endeavoring to make its institution the best of its character. These asylums are managed by a superintendent and matron,

General Report.

chosen by a local board of trustees, said board having charge of the business management of the institution.

When it is ascertained at the hospital that no benefit can be derived by further treatment, an order is made by this Board transferring the patient to some one of the county asylums, the expense thereof being borne by the county from which the patient was committed.

There have been several instances during the past two years where friends of the patients have objected to these transfers on the ground that they did not want it said that their friends were in the "county house." This feeling doubtless arises from a lack of knowledge of the character of the county asylums. They are not "county houses" nor are they designed for paupers or idiots, but they are homes for the incurable insane and the inmates are supported from the public treasury, the same as are patients at the state hospitals. The transfers are made for the benefit of the patients, who are thereby placed in smaller families and in homes especially designed for the care and comfort of the incurables.

During the two years there have been three of these asylums erected—in the counties of Rock, Marathon and Winnebago, each having a capacity of about one hundred and fifty. They have all been built on modern plans and are well equipped and furnished. Dane and Sauk counties have increased their capacities by making extensive additions. All of these new institutions have been filled with patients and permission has been granted to three other counties for new asylums to be erected during the coming year.

If there is any criticism to be made on the county asylum system it comes from the fact that county authorities are inclined to make their asylum not only self-sustaining, but a means of revenue to the county. Many times this kind of financiering has resulted in not properly equipping the asylum, or in furnishing a less number of employes than are necessary to give the insane proper care. Where these conditions have prevailed the board have insisted upon an immediate

General Report.

remedy and in most cases their suggestions have been promptly acted upon. So satisfactory to the county authorities have county institutions been managed that many county judges have, instead of committing patients to the hospitals, committed them direct to the county asylums. The Board, however, have deemed this a bad practice and early issued an order to the effect that all commitments, unless special permission be granted, shall be first to the hospital, where at least an attempt may be made to restore the mind before having the patient condemned as an incurable.

Another class of patients have been committed to the county asylums as "insane," that have no place in such institutions. These are the congenital idiots who have been committed direct to the county asylums by the county judges and have been entered upon the asylum books as insane, and hence the \$1.50 per week per capita has been paid by the state for their maintenance. There are at present in the county asylums one hundred and thirty-six of this class of patients and as the law specifically states that no idiot shall be committed to an asylum except at county expense, the Board, at the close of the year issued the following instructions upon that subject to the county asylum superintendents:—

"The Board have concluded to allow your bill for state aid for congenital idiots for the year ending September 30, 1894

"For many years past such bills have been audited without question and the Board have decided that in fairness to all of the interests involved there should be no disturbance of present conditions except after due and formal notice. We are, however, resolved that state aid shall hereafter be denied in all cases except where the law explicitly authorizes the same. The law contemplates that each county shall care for its idiots at its own expense. You are therefore notified that after September 30, 1894, the Board will allow no bills for the care of idiots.

"Please give notice of this order to your trustees, to the county judge of your county and the county judges of other counties having patients in your institution."

General Report.

It will thus be seen that unless the legislature, at its coming session, makes some provision for this class of people they will be generally lodged in the county poorhouses. It seems an absolute necessity that some provision be made for their care as there is now no place in the state where they can be legally committed and there is no reason why they should be excluded from public aid for they are much more difficult to care for than the chronic insane.

Complete statements from these institutions will be found in the tables annexed.

COUNTY JAILS.

There have been many improvements in the county jails of the state during the biennial period. New, modern jails have been erected in the following counties: Barron, Bayfield, Dane, Dunn (rebuilt), Iron, Manitowoc, Marinette, Ozaukee, Racine, Sheboygan and Taylor, while in two other counties, viz., Price and Vilas, jails are now in process of erection.

Notices of condemnation have been filed with the county authorities of Brown, Shawano, Portage, Crawford and Wood counties and it is expected that before another year elapses these counties will make provision to replace these old structures, which are unsafe and unhealthy, with properly and legally constructed jails. There are other jails subject to condemnation, notably those in Winnebago, Marquette, La Fayette, Polk, Richland, Rock, St Croix and Washburn. All the other counties, with the exception of Forest and Adams, which are without them, have good jails and as a rule they are kept in excellent condition.

There are a few good police stations in the state, but the majority of them are cheaply constructed and are of little value. As they are used only for temporary detention they are not of so much importance as county jails, but each of them is annually inspected by some member of the Board and if found in an improper condition it is so reported to the proper

General Report.

authorities. In several of the larger cities the Board has exercised its power of condemnation and in each instance the result has been improved stations.

POORHOUSES.

The three systems of poor relief still prevail in Wisconsin; the town, county and mixed systems. In appropriate tables will be found the amount of aid granted by each system as nearly as can be ascertained at this office.

Poorhouses, like the jails, are improving in character and there is still plenty of room for improvement.

There is a great variation in the treatment of paupers by different counties, poorhouse buildings varying from the palatial home with its modern equipments just erected in Milwaukee county, to the old, airy frame building, with its wooden bunks situated in Adams county. In most counties, however, they are comfortably and liberally supplied.

PRIVATE BENEVOLENT INSTITUTIONS.

Public charitable institutions and the public treasury are greatly relieved by the good work being performed by private benevolent institutions. The management of these institutions, as a rule, is highly creditable and the authorities have granted the Board every facility for thorough inspection.

HOME FOR FEEBLE MINDED.

The Board renews its recommendation for the establishment of a state institution to be known as a home for the feeble minded. There are nearly three thousand of this class of defectives in our state, with no place provided for their care or education.

Tables annexed hereto give detailed statements of expenditures at the different institutions, movement of population, and

General Report.

estimate of expenditures deemed necessary for the next two years and a complete separate report upon each institution.

The Board desires to acknowledge the courtesies of the railroad companies for furnishing its members with annual passes over their respective lines within the state.

All of which is respectfully submitted.

J. E. JONES,
C. D. PARKER,
J. W. OLIVER,
W. H. GRAEBNER,
CLARENCE SNYDER,
J. L. CLEARY,

Board of Control

Cost of Maintaining the Institutions.

TOTAL COST.

Average population, yearly and weekly cost per capita.

INSTITUTIONS.	Total cost.		Average population.		Yearly cost per capita.		Weekly cost per capita.	
	1893.	1894.	1893.	1894.	1893.	1894.	1893.	1894.
State Hospital for the Insane.....	\$101,752 41	\$108,434 23	528	519	\$192 71	\$208 98	\$3 71	\$4 02
Northern Hospital for the Insane	121,287 95	120,962 84	630	624	192 52	193 85	3 70	3 73
School for the Deaf.....	40,104 79	38,386 88	174	183	230 49	209 76	4 43	4 08
School for the Blind.....	30,782 87	28,187 61	91	109	338 27	258 60	6 51	4 97
Industrial School for Boys	59,661 91	63,903 35	323	345	184 71	185 22	3 55	3 56
State Prison.....	73,214 98	78,995 24	537	609	136 34	129 71	2 62	2 49
State Public School.....	40,618 79	41,372 33	207	232	196 23	177 56	3 77	3 41
Total.....	\$467,423 70	\$480,242 53	2,490	2,622	\$187 72	\$183 16	\$3 61	\$3 52

STATEMENT OF CURRENT EXPENSES.

At the several institutions for the fiscal years ending September 30, 1893, and 1894, after taking into account the supplies on hand at the beginning and close of each year, and receipts and transfers from the different departments.

CLASSIFICATION OF ITEMS.	STATE HOSPITAL FOR INSANE,		NORTHERN HOSPITAL FOR INSANE.		SCHOOL FOR DEAF.		SCHOOL FOR BLIND.	
	1893.	1894.	1893.	1894.	1893.	1894.	1893.	1894.
Amusements and means of instruction	\$565 97	\$325 62	\$187 82	\$328 43	\$259 72	\$266 22	\$142 83	\$274 93
Barn, farm and garden	*8,582 93	*4,760 34	*9,338 15	*9,533 54	*383 35	*205 85	*184 55	*355 77
Boot and shoe factory					579 42	494 63		
Clothing	6,200 19	6,735 24	6,168 89	6,183 86	123 25	48 08	90 64	33 10
Discharged patients	122 50	409 69	215 52	183 75				
Discounts	*160 08	*187 13	*135 20	*103 60	*71 10	*58 82	*29 52	*24 06
Drug and medical department ..	979 91	1,099 13	970 37	1,053 34	127 63	178 69	153 31	122 83
Engines and boilers	696 91	748 20	90 01	604 35	300 12	170 81	328 84	413 16
Elopers	70 82	226 43	74 04	100 80				
Freight and express (not otherwise classified)	36 44	35 00	42 90	23 50	26 67	38 75	1 00	...
Fire apparatus	64 93	185 10	297 41	7 22	2 50	9 43	62 40	170 78
Fuel	13,484 69	13,700 31	16,377 84	17,474 69	5,027 69	4,326 12	4,407 42	4,010 04
Furniture	243 10	213 36	88 37	211 06	360 47	23 92	68 81	21 52
Gas and other lights	1,823 82	2,024 96	1,760 41	1,974 12	1,300 86	1,190 09	1,209 24	883 11
House furnishing	3,227 43	4,225 85	5,565 57	5,484 55	654 11	520 21	867 55	523 85
Laundry	437 99	589 14	936 16	669 88	207 63	227 36	115 69	132 19
Laboratory			13 66	39 80				
Library	38 80	100 67	104 46	72 50		94 57		
Machinery and tools	56 88	16 65	31 13	193 83	14 22	1 65	2 50	10 15
Miscellaneous	113 28	330 06	351 24	4 36	397 35	451 30	323 47	402 04

Current Expenses.

REPORT OF THE

Current Expenses.

Officers' expenses	225 33	302 42	147 25	253 69	120 32	332 06	166 21	108 87
Printing office					470 43	451 57		
Printing, postage, stationery and telegraph	681 36	739 78	608 90	615 67	203 63	218 77	349 80	313 14
Real estate, including buildings, etc.							75 00	
Repairs and renewals.	3,043 51	2,782 46	1,999 61	1,782 51	1,546 57	1,061 60	3,839 36	881 53
Restraints	178 25	25 00		2 25				
State board of control.	4,128 46	4,128 46	4,806 06	4,806 06	1,536 78	1,536 78	1,138 36	1,138 36
Subsistence	39,754 55	38,904 90	49,192 24	48,094 33	9,345 64	8,489 45	7,663 21	6,805 60
Surgical instruments and appliances	196 60	10 34	35 39	55 87				
Tobacco	507 28	407 73	445 46	455 37				
Wages and salaries	33,667 27	35,115 20	39,920 59	39,926 69	18,195 73	18,519 49	10,682 22	12,098 07
Work department.							133 88	*35 94
Indebtedness previous year								260 11
Corrections inventory 1893.	*50 85				*241 50		*825 00	
Totals	110,546 27	113,881 70	130,761 30	130,601 98	\$40,800 74	\$38,651 55	\$31,821 74	\$28,603 38
*Gains deducted	8,793 86	4,947 47	9,473 35	9,639 14	695 95	264 67	1,038 87	415 77
Net expenditures	101,752 41	108,434 23	121,287 95	120,962 84	\$40,104 79	\$38,386 88	\$30,782 87	\$28,187 61
Deduct receipts for maintenance of inmates	2,129 85	871 35	813 63	797 72			160 00	80 00
Total costs	\$99,622 56	107,562 88	120 474 32	120,165 12			\$30,682 87	\$28,107 61
Received from counties.	42,488 52	43,751 00	49,157 59	53,149 05				
Net cost to state	\$57,134 04	\$63,811 88	\$71,316 73	\$67,016 07				

STATEMENT OF CURRENT EXPENSES—Continued.

At the several institutions for the fiscal years ending September 30, 1893, and 1894, after taking into account the supplies on hand at the beginning and close of each year, and receipts and transfers from the different departments.

CLASSIFICATION OF ITEMS.	INDUSTRIAL SCHOOL FOR BOYS.		STATE PRISON.		STATE PUBLIC SCHOOL.	
	1893.	1894.	1893.	1894.	1893.	1894.
Amusements and means of instruction.....	\$703 78	\$1,351 60	\$119 64	\$31 26	\$391 21	\$184 01
Accounts receivable.....			*373 14	*607 00		
Armory.....			6 65	2 77		
Agents' expenses.....					2,051 35	2,088 65
Barn, farm and garden.....	*6,078 09	*1,740 16	*4,638 00	*4,255 89	*1,096 31	*445 16
Boot and shoe factory.....	*184 89	*481 89				
Clothing.....	6,932 16	6,270 67	5,031 59	5,520 61	3,927 91	4,102 68
Children's transportation.....					377 01	490 53
Convicts' earnings.....			191 88	295 88		
Discharges.....			3,469 61	3,393 23		
Discounts.....	*53 00	*73 64	*59 15	*122 03	*60 27	*38 83
Drug and medical department.....	426 34	472 28	437 62	418 51	671 54	593 59
Engines and boilers.....	134 22	243 21	431 98	864 24	168 60	92 89
Escapes.....	282 00	330 37	463 98	104 60	46 51	79 15
Exchange.....			26 13	25 93	40	33
Fire apparatus.....	406 69	217 03			49 13	6 60
Freight and express (not otherwise classified).....	40 63	22 00	17 83	15 45	4 70	4 50
Fuel.....	5,953 49	5,393 18	8,380 93	7,177 07	4,561 91	4,618 17
Furniture.....	58 10	69 75				29 30
Gas and other lights.....	1,283 02	1,531 05	889 04	1,025 17	551 14	559 78
House furnishing.....	2,690 09	2,528 63	1,330 44	776 27	650 73	1,003 38
Laundry.....	501 86	398 16	547 06	482 35	205 41	160 74

Current Expenses.

STATE BOARD OF CONTROL.

27

Current Expenses.

Library.....	18 41	34 00				35
Machinery and tools.....	74 92	101 75	134 06	103 40	4 21	14 55
Miscellaneous.....	807 71	756 68	198 86	41 47	264 55	281 98
Officers' expenses.....	46 30	134 25	83 59	104 79	146 23	167 60
Printing, postage, stationery and telegraph.....	618 82	453 78	339 79	349 47	185 70	337 80
Repairs and renewals.....	1,127 56	3,691 12	1,022 61	2,066 25	1,563 44	706 65
Sock factory.....	1,051 73	1,130 46				
State Board of Control.....	2,400 54	2,400 54	2,921 78	2,921 78	2,068 02	2,068 02
Subsistence.....	21,390 14	19,669 82	28,500 14	32,148 74	10,134 33	9,948 70
Tobacco.....			472 23	762 16		
Wages and salaries.....	18,996 38	18,990 71	23,117 45	25,040 19	13,751 34	14,316 42
Indebtedness previous year.....	33 00	8 00	150 38	308 57		
Totals.....	\$65,977 89	\$66,199 04	\$78,285 27	\$83,980 16	\$41,775 37	\$41,856 37
*Gains deducted.....	6,315 98	2,295 69	5,070 29	4,984 92	1,156 58	483 99
Net expenditures.....	\$59,661 91	\$63,903 35	\$73,214 98	\$78,995 24	\$40,618 79	\$41,372 38
Deduct receipts from prisoner's earnings.....			60,384 38	53,557 29		
Received from counties.....	8,534 81	8,055 53				
Net cost to state.....	\$51,127 10	\$55,847 82	\$12,830 60	\$25,437 95		

Movement of Population.

MOVEMENT OF

In the several institutions for the blind

	STATE HOSPITAL.		NORTHERN HOSPITAL.		SCHOOL FOR DEAF.	
	Year 1893.	Year 1894.	Year 1893.	Year 1894.	Year 1893.	Year 1894.
Number present or enrolled Oct. 1, 1892-93.....	545	535	638	643	165	176
Return'd from homes and on leave	316	331	370	395	45	55
Admitted during the year.....				1		
Escape returned.....						
Total.....	861	866	1,008	1,039	210	231
Returned to counties.....						
Died.....	39	51	68	68		3
Escaped.....						
Discharged recovered.....	62	94	79	87		
Discharged improved.....	107	120	76	80		
Discharged unimproved.....	118	118	140	206		
Discharged not insane.....		4	2	1		
Writ of habeas corpus or order court.....						
Graduated.....					4	14
Dismissed.....					3	
Transferred to hospitals for in sane.....						
Released conditionally.....						
Sentence expired or reduced....						
Pardoned.....					21	20
Absent or dropped from roll....					2	2
Honorably discharged.....						
Transferred to industrial school.					3	
Time expired.....					1	2
In other schools.....						2
Incapable.....						
Placed in homes on trial.....						
Placed in homes on indenture....						
In hospital for treatment.....						
Number present or enrolled Sept. 30.....	535	479	643	597	176	188
Average for the year.....	528	519	630	624	174	183

Movement of Population.

POPULATION

ennial period ending September 30, 1894.

SCHOOL FOR BLIND.		INDUSTRIAL SCHOOL FOR BOYS.		STATE PRISON.		STATE PUBLIC SCHOOL.	
Year 1893.	Year 1894.	Year 1893.	Year 1894.	Year 1893.	Year 1894.	Year 1893.	Year 1894.
91	107	303	313	498	536	210	212
41	23	13	26	300	395	103	113
		184	198			155	222
132	130	500	537	798	931	468	548
		1		2	6	27	17
		3	11			6	2
							3
				4	8		
1	3						
	1						
				2	1		
		182	175	6	7		
		1		233	231		
				15	16		
24	26						
						3	
						219	38
							231
107	100	313	351	536	662	213	1
91	109	323	345	537	609	207	266
							233

Estimate of Appropriations Needed.

ESTIMATE OF APPRO

Estimate of expenditures and the appropriations required

CURRENT EXPENSE ITEMS.	State Hospi tal for the Insane.	Northern Hospital for the Insane.
Amusements and means of instruction.....	\$500 00	\$500 00
Agents' expenses.....		
Barn, farm and garden.....	1,400 00	1,500 00
Boot and shoe factory		
Clothing.....	7,000 00	8,000 00
Children's transportation.....		
Convicts' earnings.....		
Discharges.....	200 00	250 00
Drugs and medical department.....	1,200 00	1,500 00
Engines and boilers.....	1,000 00	700 00
Elopers.....	200 00	200 00
Fire apparatus.....	300 00	300 00
Freight and express (not otherwise classified).....	50 00	50 00
Fuel.....	15,000 00	18,000 00
Furniture.....	800 00	700 00
Gas and other lights.....	2,500 00	2,500 00
House furnishing	5,000 00	6,000 00
Laundry.....	700 00	800 00
Library.....	200 00	150 00
Machinery and tools.....	75 00	200 00
Miscellaneous.....	400 00	500 00
Officers' expenses.....	300 00	300 00
Printing, postage, stationery and telegraph.....	800 00	700 00
Printing office.....		
Repairs and renewals.....	3,000 00	2,500 00
Sock factory.....		
State board of control.....	4,129 00	4,806 00
Subsistence.....	40,000 00	48,000 00
Surgical instruments and appliances	150 00	100 00
Tobacco.....	400 00	500 00
Wages and salaries.....	36,000 00	41,500 00
Work departments.....		
Total.....	\$121,304 00	\$140,256 00
To be received from counties	44,540 38	52,453 29
Receipts from board and clothing, sales and convict labor.....	1,000 00	800 00
Balance.....	75,763 62	\$87,002 71
Probable surplus at close of present year.....	9,500 00	14,000 00
Probable deficiency at close of present year.....		
Appropriations necessary for first year	\$66,263 62	\$73,002 71
Appropriations necessary for second year.....	75,763 62	87,002 71
Total for period.....	\$142,027 24	\$160,005 42

Estimate of Appropriations Needed.

PRIATIONS NEEDED.

for each of the two coming appropriation years.

School for the Deaf.	School for the Blind.	Industrial School for Boys.	State Prison.	State Public School.
\$500 00	\$1,500 00	\$1,500 00	\$150 00	\$500 00
800 00	1,200 00	2,000 00	1,500 00	4,500 00
600 00		2,000 00		2,000 00
200 00	200 00	7,500 00	6,000 00	4,500 00
200 00				700 00
			500 00	
			4,500 00	
200 00	150 00	500 00	700 00	700 00
300 00	500 00	1,000 00	1,000 00	1,000 00
		500 00	400 00	100 00
100 00	200 00	400 00	250 00	100 00
50 00		100 00		100 00
5,500 00	4,500 00	6,000 00	8,000 00	5,000 00
300 00	1,000 00	500 00	500 00	300 00
1,200 00	1,000 00	1,500 00	1,500 00	1,000 00
800 00	900 00	3,000 00	2,500 00	1,200 00
250 00	500 00	500 00	600 00	300 00
200 00	300 00	300 00	100 00	300 00
100 00	200 00	250 00	150 00	200 00
450 00	800 00	800 00	350 00	300 00
200 00	150 00	100 00	150 00	200 00
300 00	550 00	600 00	350 00	400 00
500 00				
2,000 00	3,000 00	3,300 00	2,000 00	3,000 00
		2,000 00		
1,537 00	1,188 00	2,400 00	2,922 00	2,068 00
11,000 00	8,500 00	20,000 00	35,000 00	15,000 00
			700 00	
20,000 00	18,000 00	20,000 00	27,000 00	18,000 00
	500 00			
\$47,287 00	39,588 00	\$76,750 00	\$96,822 00	\$61,468 00
		7,724 00		
400 00	360 00	2,000 00	60,000 00	
\$46,887 00	\$39,288 00	\$67,026 00	\$36,822 00	\$61,468 00
3,300 00		8,800 00		23,600 00
			26,000 00	
\$43,587 00	\$39,288 00	\$58,226 00	\$62,822 00	\$37,868 00
46,887 00	39,288 00	67,026 00	36,822 00	61,468 00
\$90,474 00	\$78,576 00	\$125,252 00	\$99,644 00	\$99,336 00

Comparative Statement.

COMPARATIVE STATEMENT

Of the average number of inmates and total and per capita cost for current expenses at the several state institutions in Wisconsin for the fiscal years from October 1, 1874, to September 30, 1894, inclusive.

Year ending Sept. 30.	STATE HOSPITAL.			NORTHERN HOSPITAL.		
	Total current expense.	Av. num- ber.	Cost per capita.	Total current expense.	Av. num- ber.	Cost per capita.
1874.....	\$86,567 08	337	\$250 94	\$62,551 34	233	\$335 02
1875.....	98,885 75	364	271 65	86,623 73	258	336 14
1876.....	101,611 63	334	304 23	106,945 97	400	267 45
1877.....	96,886 92	370	261 50	132,174 17	543	243 42
1878.....	95,035 85	380	250 01	130,799 81	543	240 88
1879.....	102,560 47	425	245 96	120,278 16	554	219 00
1880.....	141,020 39	550	256 40	128,189 76	529	242 89
1881.....	129,998 37	566	229 68	118,741 41	521	227 91
Av.....	\$106,570 81	416	\$256 33	\$110,825 54	448	\$247 58
1882.....	\$95,648 37	469	\$203 94	\$98,100 02	529	\$185 56
1883.....	96,545 70	476	202 82	114,735 48	567	202 36
1884.....	91,722 23	510	179 85	117,110 52	613	191 04
1885.....	94,547 11	515	183 59	121,536 58	626	194 15
1886.....	94,206 59	523	180 13	106,502 85	637	167 19
1887.....	95,213 15	516	184 52	112,076 02	650	172 42
1888.....	93,154 83	479	194 48	125,219 62	634	197 51
1889.....	95,208 55	484	196 71	114,554 51	641	178 71
1890.....	100,106 11	502	199 41	118,616 25	616	192 55
1891.....	113,604 80	518	219 31	127,836 17	625	204 54
1892.....	98,994 31	530	186 78	117,853 94	627	187 96
1893.....	101,752 41	528	192 71	121,287 95	630	192 52
1894.....	108,424 23	519	208 93	120,962 84	624	193 85
Av.....	\$98,395 26	505	\$194 84	\$116,645 60	617	189 05

Comparative Statement.

COMPARATIVE STATEMENT—Continued.

Year ending Sept. 30.	SCHOOL FOR DEAF.			SCHOOL FOR BLIND.		
	Total current expense.	Av. num- ber.	Cost per capita.	Total current expense.	Av. num- ber.	Cost per capita.
1874.....	\$40,500 00	146	\$277 33	\$19,000 00	60	\$316 66
1875.....	35,624 00	132	262 30	18,000 00	59	305 08
1876.....	28,165 64	145	194 25	18,009 00	60	300 00
1877.....	37,583 36	155	242 47	16,500 55	67	247 62
1878.....	30,000 00	140	214 28	17,418 32	77	226 86
1879.....	30,000 00	143	209 79	18,653 54	73	255 53
1880.....	27,961 58	132	211 83	17,800 76	67	265 68
1881.....	38,586 83	172	224 34	16,330 73	65	251 24
Average.....	\$33,427 68	146	\$229 55	\$17,713 20	66	\$268 37
1882.....	\$34,375 94	176	\$195 32	\$16,726 17	63	\$265 49
1883.....	35,666 30	188	189 71	16,670 48	57	291 95
1884.....	38,536 37	205	187 98	17,525 32	63	277 52
1885.....	37,585 39	205	183 34	19,434 80	62	313 46
1886.....	39,043 07	195	200 22	17,484 46	66	264 92
1887.....	35,515 30	198	179 37	19,630 52	73	268 91
1888.....	37,609 29	206	182 57	20,365 41	84	242 45
1889.....	37,293 57	191	195 25	19,350 72	84	230 37
1890.....	36,745 70	182	201 90	21,986 27	80	274 88
1891.....	37,378 98	181	208 17	22,639 66	84	269 52
1892.....	38,035 95	171	222 43	22,551 81	74	304 75
1893.....	40,104 79	174	230 49	30,782 87	91	338 27
1894.....	38,386 88	183	209 76	28,187 61	109	258 60
Average.....	\$37,429 04	189	\$193 04	\$21,025 85	76	\$276 66

Comparative Statement.

COMPARATIVE STATEMENT—Continued.

Year ending Sept. 30.	SCHOOL FOR BOYS.			STATE PRISON.			STATE PUBLIC SCHOOL.		
	Total current expense.	Av. No.	Cost per capita.	Total current expense.	Av. No.	Cost per capita.	Total current expense.	Av. No.	Cost per capita.
1874	\$43,453 02	293	\$148 03	\$31,750 00	214	146 02
1875	45,156 70	300	150 52	43,054 88	240	179 39
1876	48,149 49	299	161 37	42,427 85	261	162 55
1877	46,321 31	341	135 84	43,737 32	290	150 81
1878	48,721 45	380	128 21	43,233 74	337	128 58
1879	42,866 72	425	100 86	40,270 08	328	122 77
1880	51,650 78	427	120 90	44,082 88	304	145 01
1881	46,214 07	404	114 89	45,871 11	283	162 09
Av.	\$46,566 69	359	\$129 85	\$41,803 48	282	148 17
1882	\$49,733 01	321	\$154 51	\$47,751 33	336	142 12
1883	42,038 73	291	144 43	50,031 29	363	137 83
1884	42,229 74	300	140 77	53,949 52	398	135 15
1885	45,613 27	292	156 21	54,944 08	443	124 03
1886	41,947 44	300	139 82	62,163 40	456	136 32
1887	45,583 12	334	136 48	59,325 53	448	132 42	\$11,273 18	67	\$168 33
1888	49,104 25	359	136 78	61,073 87	441	138 49	20,128 48	116	173 52
1889	56,927 05	392	145 22	62,020 53	463	133 95	34,700 97	211	164 46
1890	57,226 81	421	135 93	61,401 51	522	117 63	38,384 33	253	151 72
1891	61,622 95	396	155 61	73,294 84	535	137 00	44,748 53	277	161 55
1892	51,877 69	316	162 46	66,837 04	518	129 03	40,203 32	237	194 37
1893	59,661 91	323	184 71	73,214 98	537	136 34	40,618 79	207	196 23
1894	63,903 35	345	185 23	78,995 24	609	129 71	41,372 88	233	177 56
	\$51,305	338	\$151 79	\$61,923 32	467	132 60	\$33,929 37	200	1 69 65

County Quotas in Hospitals.

COUNTY QUOTAS IN HOSPITALS.

Table showing the quota or number of patients each county is entitled to have in the state hospitals for the insane, based upon the population as shown by the census of 1890, taking effect January 1, 1891.

County.	Popula- tion.	Quota	County.	Popula- tion.	Quota
Adams.....	6,887	5	Marathon.....	28,154	23
Ashland.....	13,000	9	Marquette.....	20,303	16
Barron.....	15,592	12	Marquette.....	9,669	7
Bayfield.....	7,230	5	Milwaukee.....	235,737
Brown.....	39,009	30	Monroe.....	23,180	18
Buffalo.....	15,975	12	Oconto.....	15,030	11
Burnett.....	4,393	3	Oneida.....	3,600	3
Calumet.....	16,616	13	Outagamie.....	38,603	30
Chippewa.....	25,069	19	Ozaukee.....	14,885	11
Clark.....	19,876	15	Pepin.....	6,924	5
Columbia.....	28,312	22	Pierce.....	20,366	16
Crawford.....	15,960	12	Polk.....	12,961	10
Dane.....	59,554	46	Portage.....	23,881	18
Dodge.....	44,923	34	Price.....	5,250	4
Door.....	15,663	12	Racine.....	36,143	28
Douglas.....	13,405	10	Richland.....	19,095	15
Dunn.....	22,566	17	Rock.....	43,201	33
Eau Claire.....	30,671	24	St. Croix.....	23,081	18
Florence.....	2,602	2	Sauk.....	30,563	23
Fond du Lac.....	44,006	34	Sawyer.....	1,975	2
Forest.....	1,012	2	Shawano.....	19,229	15
Grant.....	36,649	28	Sheboygan.....	42,381	33
Green.....	22,700	17	Taylor.....	6,684	5
Green Lake.....	15,152	12	Trempealeau.....	18,858	14
Iowa.....	22,166	17	Vernon.....	25,126	19
Iron.....	7,500	5	Vilas.....	1,400	2
Jackson.....	15,766	12	Walworth.....	27,743	21
Jefferson.....	33,434	26	Washburn.....	2,925	2
Juneau.....	17,102	13	Washington.....	22,637	17
Kenosha.....	15,574	12	Waukesha.....	38,141	25
Kewaunee.....	16,161	12	Waupaca.....	26,732	20
La Crosse.....	38,760	30	Waushara.....	13,490	10
La Fayette.....	20,266	16	Winnebago.....	50,008	38
Langlade.....	9,435	7	Wood.....	18,901	14
Lincoln.....	11,975	9			
Manitowoc.....	37,649	29			
			Total.....	1,683,697	1,108

Treasurer's Report.

REPORT OF THE TREASURER.

MADISON, Wis., Oct. 1, 1894.

To the State Board of Control of Wisconsin Reformatory, Charitable and Penal Institutions:

GENTLEMEN:—I hand you herewith my report as Treasurer of the several institutions under your charge for the two years ending September 30, 1894.

Very respectfully yours,

M. C. CLARKE.

WISCONSIN STATE HOSPITAL FOR THE INSANE.

CURRENT EXPENSE FUND.		YEAR ENDING SEPTEMBER 30, 1893.		YEAR ENDING SEPTEMBER 30, 1894.	
1892. Oct. 1. 1893 Sept. 30	Balance		\$17,566 52		\$12,887 61
	By state treasurer to date.		103,673 51		94,403 65
	By steward to date.		4,917 03		3,172 12
	To warrants paid to date	\$113,269 45		\$97,116 59	
	Balance	12,887 61		13,346 79	
		\$126,157 06	\$126,157 06	\$110,463 38	\$110,463 38
	Balance		\$12,887 61		\$13,346 79
	Less outstanding warrants as reported by sec'y of board.		10,584 83		17,572 37
	Balance available		\$2,302 78		*\$4,225 55
CEMENTING BASEMENT FUND.					
1892. Oct. 1 Dec. 23	Balance		\$223 20		
	To warrants paid state treasurer under chap. 33, laws of 1882	\$223 20			
CURBING REAR BASEMENT WINDOWS AND GRADING.					
1892. Oct. 1 Dec. 28	Balance		\$300 00		
	To warrant paid state treas. under chap. 33, laws of 1882	\$300 00			

*Over draft.

Treasurer's Report.

NORTHERN HOSPITAL FOR THE INSANE.

	CURRENT EXPENSE FUND.	Year ending September 30, 1893.		Year ending September 30, 1894.	
1892. Oct. 1 1893.	Balance		\$29,414 52		\$13,867 13
Sept. 30	By state treasurer to date		101,889 92		121,686 52
Sept. 30	By steward to date		3,865 78		4,006 20
Sept. 30	To warrants paid to date	\$121,803 09		\$122,025 97	
	Balance	13,867 13		17,533 88	
		\$135,170 22	\$135,170 22	\$139,559 85	\$139,559 85
	Balance		\$13,867 13		\$17,533 88
	Less outstanding warrants as reported by secretary of board		15,761 75		14,882 52
	Balance available		*\$1,394 62		\$2,651 36
	WATER TOWER AND RESERVOIR AND MAKING NECESSARY CONNECTIONS.				
1892. Oct. 1 Dec. 28	Balance		\$512 86		
	To warrant paid state treasurer, chap 33, laws 1882	\$512 86			
	ROOF SECTION OF THE NORTH WING FUND.				
1894. Sept. 30 Sept. 30	By state treasurer to date				\$1,000 00
	To warrants paid to date			\$1,433 95	*\$433 95
	Balance			\$1,433 95	\$1,433 95
	Balance			*\$433 95	

* Over draft.

Treasurer's Report.

SCHOOL FOR THE DEAF.

CURRENT EXPENSE FUND.		Year ending September 30, 1893.		Year ending September 30, 1894.	
1892. Oct. 1 1893.	Balance		\$7,882 38		\$4,748 08
Sept. 30	By state treasurer to date.....		36,379 29		39,938 43
Sept. 30	By steward to date.....		1,575 57		1,289 17
Sept. 30	To warrants paid to date.	\$41,089 16		\$39,864 24	
Sept. 30	Balance	4,748 08		6,111 44	
		\$45,837 24	\$45,837 24	\$45,975 68	\$45,975 68
	Balance		\$4,748 08		\$6,111 44
	Less outstanding warrants as reported by secretary of board.....		4,752 13		5,401 94
	Balance available		*\$4 05		\$709 50
WATER SUPPLY FOR FIRE PROTECTION.					
1893. Oct. 1	Balance.....				\$1,000 00
Sept. 30	By state treasurer to date.....		\$1,000 00		33 25
Sept. 30	To warrants paid to date.....			\$1,033 25	
Sept. 30	Balance.....	\$1,000 00			
		\$1,000 00	\$1,000 00	\$1,033 25	\$1,033 25

*Over draft.

Treasurer's Report.

SCHOOL FOR THE BLIND.

	CURRENT EXPENSE FUND.	Year ending September 30, 1893.	Year ending September 30, 1894.
1892. Oct. 1.	Balance	\$7,786 17	\$6,814 85
1893. Sept. 30	By state treasurer to date	30,379 55	25,523 45
Sept. 30	By steward to date	779 52	665 30
Sept. 30	By transfer finishing interior of shops fund, to balance		40 96
Sept. 30	To warrants paid to date	32,130 39	\$29,540 64
Sept. 30	Balance	6,814 85	3,503 92
		<u>\$38,945 24</u>	<u>\$38,044 56</u>
	Balance	\$6,814 85	\$3,503 92
	Less outstanding warrants as reported by secretary of board	3,174 52	2,427 46
	Balance available	<u>\$3,640 33</u>	<u>\$1,076 46</u>
	NEW HEATING SYSTEM FUND.		
Oct. 1.	Balance		\$3,580 86
1893. Sept. 30	By state treasurer to date	\$8,000 00	1,000 00
Sept. 30	To warrants paid to date	\$1,419 14	\$4,365 93
Sept. 30	Balance	3,580 86	214 93
		<u>\$8,000 00</u>	<u>\$4,580 86</u>
		<u>\$8,000 00</u>	<u>\$4,580 86</u>
Sep. 30	Balance	\$3,580 86	\$214 93
	Less outstanding warrants as reported by secretary of board	1,575 36	300 00
	Balance available	<u>\$2,005 50</u>	* \$85 07
	FINISHING INTERIOR OF SHOPS.		
Oct. 1.	Balance		\$1,606 89
1893. Sept. 30	By state treasurer to date	\$2,500 00	
Sept. 30	To warrants paid to date	\$893 11	\$1,565 93
Sept. 30	To transferred to current expense fund to balance		40 96
Sept. 30	Balance	1,606 89	
		<u>\$2,500 00</u>	<u>\$1,606 89</u>
		<u>\$2,500 00</u>	<u>\$1,606 89</u>
Sept. 30	Balance	\$1,606 89	
	Less outstanding warrants as reported by secretary of board	1,404 76	
	Balance available	<u>\$202 13</u>	

* Over draft.

Treasurer's Report.

SCHOOL FOR THE BLIND.—Continued.

CURRENT EXPENSE FUND.		Year ending September 30, 1893.		Year ending September 30, 1894.	
1894. Sept. 30 Sept. 30	WATER SUPPLY FOR FIRE PROTECTION.				
	By state treasurer to date				\$4,100 00
	Warrants paid to date			\$3,511 60	
	Balance			588 40	
				\$4,100 00	\$4,100 00
	Balance				\$588 40
	Less outstanding warrants as reported by secretary of board				47 86
	Balance available				\$540 54
	STATE CIRCULATING LIBRARY FOR THE BLIND.				
	By state treasurer to date				\$500 00
1894. Sept. 30 Sept. 30	To warrants paid to date			\$133 51	
	Balance			366 49	
				\$500 00	\$500 00
	Balance				\$366 49
	Less outstanding warrants as reported by secretary of board				2 50
	Balance available				\$368 99

Treasurer's Report.

INDUSTRIAL SCHOOL FOR BOYS.

CURRENT EXPENSE FUND.		Year ending Septem- ber 30, 1893.		Year ending Septem- ber 30, 1894.	
1892					
Oct. 1	Balance		\$11,096 73		\$9,068 66
1893					
Sept. 30	By state treasurer to date.....		55,864 00		54,458 97
Sept. 30	By steward to date.....		5,322 79		4,445 11
Sept. 30	To warrants paid to date.....	\$63,141 01		\$61,599 88	
Sept. 30	To transferred from water tower and reservoir fund to balance..	73 85			
	Balance	9,068 66		6,372 86	
		\$72,283 52	\$72,283 52	\$67,972 74	\$67,972 74
	Balance		\$9,068 66		\$6,372 86
	Less outstanding warrants as re- ported by the sec'y of board....		7,896 72		6,086 14
	Balance available		\$1,171 94		\$266 72
	WATER TOWER AND RESERVOIR.				
1892					
Oct. 1	Balance—overdraft	\$73 85			
	Transfer from current expense fund to balance.....		\$73 85		
	STONE SCHOOL HOUSE, ETC.				
	Balance				\$5,479 70
Sept. 30	State treasurer to date.....		\$6,500 00		\$11,500 00
Sept. 30	To warrants paid to date.....	\$1,020 30		\$16,685 06	
	Balance	5,479 70		294 64	
		\$6,500 00	\$6,500 00	\$16,979 70	\$16,979 70
	Balance		\$5,479 70		\$294 64
	Less outstanding warrants and reported by sec'y of board.....		5,000 00		177 86
	Balance available.....		\$179 70		\$116 78

Treasurer's Report.

WISCONSIN STATE PRISON.

	CURRENT EXPENSES.	Year ending September 30, 1893.	Year ending September 30, 1891.
1892. Oct. 1	Balance	\$10,155 14	\$10,699 96
1893. Sept. 30	By state treasurer to date.....	10,813 68	28,829 34
	By steward for convict labor.....	59,925 81	51,020 87
	By steward for sundries.....	5,573 24	3,730 60
	By transfers—Tailor and knitting shop for labor, etc.....		2,520 92
	By transfers—Kitchen and hospital fund.....		62 80
Sept. 30	To warrants paid to date.....	\$75,767 91	\$81,709 86
	To transfers tailor and knitting shop fund.....		1,912 00
	To kitchen and hospital fund, to balance.....		56 73
	Balance.....	10,699 96	13,185 90
		\$86,467 87	\$96,864 49
	Balance.....	\$10,699 96	\$13,185 90
	Less: outstanding warrants reported by the sec'y of the board.....	6,425 57	10,804 01
	Balance available.....	\$4,274 39	\$2,381 89
	WARDEN'S RESIDENCE.		
1893. Sept. 30	Balance		\$556 87
Sept. 30	By state treasurer to date.....	\$4,000 00	1,000 00
	By steward.....	11 40	
	To warrants paid to date.....	\$3,454 53	\$500 00
	Balance.....	556 87	1,056 87
		\$4,011 40	\$1,556 87
	Balance available.....	\$556 87	\$1,056 87
	KITCHEN AND HOSPITAL.		
Sept. 30	Balance.....		*\$100 00
Sept. 30	By state treasurer to date.....		\$5,000 00
Sept. 30	By current expense fund to bal.....		56 73
Sept. 30	To warrants paid to date.....	\$100 00	4,893 93
Sept. 30	To current expense transfers.....		62 80
Sept. 30	Balance.....	*\$100 00	
		\$100 00	\$5,056 73
	Balance.....	*\$100 00	
	Outstanding warrants as reported by sec'y of board.....	2 20	
		*\$102 20	
	ADDITIONAL CELL ROOM AND REPAIRS TO MAIN BUILDING.		
1894. Sept. 30	By state treasurer to date.....		\$10,000 00
	To warrants paid to date.....		\$9,189 92
	Balance.....		810 08
		\$10,000 00	\$10,000 00
	Balance available.....		\$810 08

* Over draft.

Treasurer's Report.

STATE PRISON.—Continued.


CURRENT EXPENSE FUND.		Year ending Septem- 30, 1893.	Year ending Septem- 30, 1894.
1894.	TAILOR AND KNITTING SHOPS.		
Sept. 30	By state treasurer to date.....		\$10,000 00
Sept. 30	By steward.....		8,392 38
Sept. 30	By transfer current expense fund		1,912 00
	To warrants paid to date.....		\$10,024 22
	To transfer current expense fund,		2,520 92
	profits to convict labor.....		2,759 24
	To balance.....		
			\$15,304 38
			\$15,304 38
	Balance.....		\$2,759 24
	Less outstanding warrants as re- ported by secretary of board..		1,042 33
	Balance available.....		\$1,716 91
	Transferred to tailor shop.....		\$874 07
	Transferred to knitting shop..		842 84
			\$1,716 91
			\$1,716 91
	TAILOR SHOP.		
	Balance from tailor and knitting shops.....		\$874 07
	KNITTING SHOP.		
	Balance from tailor and knitting shops.....		\$842 84

Treasurer's Report.

STATE PUBLIC SCHOOL.

CURRENT EXPENSE FUND.		Year ending September 30, 1893.		Year ending September 30, 1894.	
1892 Oct. 1	Balance		\$7,454 39		\$8,817 85
1893 Sept. 30	By state treasurer to date.....		31,623 70		37,538 12
Sept. 30	By steward to date.....		831 45		645 69
Sept. 30	By transfer—liabilities on account fire loss.....		6,067 80		
Sept. 30	To warrants paid to date.....	\$42,159 49		\$38,926 80	
Sept. 30	Balance	8,817 85		3,074 86	
		\$45,977 34	\$45,977 34	\$42,001 66	\$42,001 66
	Balance.....		\$3,817 85		\$3,074 86
	Less outstanding warrants as reported by sec'y of board.....		3,625 06		4,198 05
	Balance available.....		\$192 79		*\$1,123 19
LIABILITIES ON ACCOUNT OF FIRE LOSS.					
1893 Aug. 29	By state treasurer.....		\$6,067 80		
	To transfer—current expense fund.....	\$6,067 80			

*Overdraft.



State H ospital, Mendota.

SIXTH BIENNIAL REPORT,
OF THE
Wisconsin State Hospital for
the Insane

FOR THE
Two Fiscal Years Ending September 30, 1894.

OFFICERS.

JOHN. B. EDWARDS. M. D,	SUPERINTENDENT.
F. A. LYMAN, M. D.	} ASSISTANT PHYSICIANS.
F. I. DRAKE, M. D.	
H. W. ABBOTT	STEWARD.
P. H. O'MALLEY	ASSISTANT STEWARD.
ELIZABETH WHITEHEAD	MATRON.
M. C. CLARKE	TREASURER.

SUPERINTENDENT'S REPORT.

To the State Board of Control:

Gentlemen,—The Sixth Biennial Report of the Wisconsin State Hospital for the Insane is most respectfully submitted to your honorable board.

The usual tables of statistics accompany the report, and I have taken the liberty to recommend improvements and additions that I consider essential to equip the institution for the proper care and treatment of its unfortunate patients.

The total number of patients remaining September 30th, 1892, was five hundred and forty-five; of these 316 were males and 229 females.

During the year 1893, three hundred and sixteen patients were admitted; of these 205 were males and 111 females.

During the year 1894, three hundred and thirty-one patients were admitted (187 males and 144 females).

The whole number under treatment during the year 1893 was eight hundred and sixty-one (521 males and 340 females).

The number treated during the year 1894 was eight hundred and sixty-six (511 males and 355 females).

The daily average number of cases under treatment during 1893 was five hundred and twenty-seven and for the year 1894 it was five hundred and eighteen.

The number of discharges for the year 1893 was two hundred and eighty-seven (169 males and 112 females), and for 1894, three hundred and eighty-seven (231 males and 156 females).

Those discharged as recovered during 1893 were sixty-two (39 males and 23 females).

Of 107 discharged as improved, sixty-two were males and forty-five females.

118 were discharged unimproved (68 males and 50 females).

39 patients died (28 males and 11 females).

State Hospital.

94 patients were discharged as recovered during 1894 (46 males and 48 females). As improved, one hundred and twenty (64 males, and 56 females). Unimproved, one hundred and eighteen (88 males and 30 females).

There were fifty-one deaths (30 males and 21 females).

The death rate for 1894 has been larger than for a number of years and is accounted for partly by the class of cases admitted and partly by the number of cases of chronic organic disease. As will be seen by table giving causes of death, there have been no deaths from contagious diseases at this hospital during the past two years (except cases of tuberculosis).

There were in the year 1894, six deaths from exhaustion, of acute mania.. One died one day after admission, one, eight days, two in three weeks and two in six weeks. Of the four deaths of exhaustion of chronic mania, one died eleven days after admission and the other three had been in the Hospital one year and nine months, four years and four months, and four years and nine months respectively. There were two deaths from puerperal mania. One three days and one four days after admission. Of deaths from acute diseases, there were four from pneumonia (one case of chronic mania and three demented patients), one from meningitis (an epileptic patient), and one case of septicaemia. This patient was suffering from chronic mania, was quiet and worked nearly every day. The disease first manifested itself in the vicinity of a slight abrasion on the back of the hand.

IMPROVEMENTS.

The following improvements are mentioned in the order of their importance. Those bettering the hygienic condition of the institution I have placed first in order.

New soil pipes have been put in on all the wards, and stools, bath tubs and urinals trapped. The straw mattresses on the wards and in the rear center have been replaced by woven wire mattresses, new flush closets put in front and rear center to replace old and untrapped closets, and a bath room has

Superintendent's Report.

been provided in the rear center for male employes. During the early part of 1893, the roofs and outside of buildings were given a thorough painting. Two coats of paint were put on. This was a very much needed improvement.

The wards, dormitories and amusement hall have been painted and officers' dining room, matron's office and new sewing and store rooms have been fitted up.

The heating and ventilating system has been inadequate—necessitating the use of extra radiators on the wards. It is being perfected according to plans of Captain John Nader at nominal cost and will be completed in the near future.

RECOMMENDATIONS.

I would earnestly recommend that steps be taken to provide infirmary wards, male and female, and an isolation hospital. There is not a week during the year that the urgent need of an infirmary is not felt and I do not think there could be but one opinion as to this necessity could all see the—disadvantage—I almost said the inhumanity, of keeping the sick on the general wards. The necessity of an isolation hospital is particularly forced on our attention this year by the great danger threatened from small-pox and I am appalled at the thought of what the consequences might be should a patient be admitted to this institution that had been exposed to that dread disease.

I would recommend as a means of economy and safety, the putting in of an electric lighting plant. The expense of keeping the present gas plant in repair is considerable, and unless I am misinformed, would soon pay for the change of system. But what to me is a stronger argument is the increased safety to the buildings and the patients. The latter reason has been forcibly brought to my mind by an accident that nearly cost two lives, that of a patient and an attendant. The patient had set her clothes on fire at a gas jet that was thought perfectly safe, and, but for the discovery of her peril, would have been

State Hospital.

burned to death. As it was, both patient and attendant were painfully burned.

An internal telephone system is badly needed. The method of communication with the wards from the medical office is entirely inadequate, causing great waste of time and unnecessary work.

For the comfort and convenience of sick and infirm patients received, and transporting them from one ward to another, an elevator is an absolute necessity and could be put in, replacing one of the side stairways, the car being large enough to take in a wheeled cot or stretcher. The cost would be small compared to the comfort and convenience it would afford.

As it is necessary to repair and refit the drying room of the laundry, I would recommend changing the positions of the drying and sorting rooms, making it possible to use exhaust steam for heating the drying room.

I would recommend that the wards be furnished with the modern, iron hospital bedsteads to replace the wooden ones now in use, the greater number of which are old and in a condition that is almost impossible to keep free from vermin.

As a matter of comfort to the patients and of cleanliness I would recommend flush closets throughout the wards.

ACKNOWLEDGMENT OF CONTRIBUTIONS.

The following friends of the institution are entitled to warmest thanks:

Mr. W. S. Warner, Madison, papers, magazines, etc.

Mr. Edwin Sumner, Madison, periodicals of all kinds.

Christian Endeavor society of the Congregational church, Madison, magazines and papers.

Christian Endeavor society of Christ Presbyterian church, Madison, magazines and papers.

State Journal Company, courtesy of Mr. John Hawks, Madison, papers and periodicals.

W. C. T. U., Madison, magazines.

Midland Publishing company, Madison, periodicals.

Mrs. Dr. Hallock, cut flowers.

Mr. Grove, steward of Northern hospital, cut flowers.

University Glee Club, an enjoyable entertainment.

Superintendent's Report.

Grace church choir and leaders, Madison, song service.
 Music for New Year's reception by Madison Banjo and Mandolin Orchestra.

Miss Abbott of Baraboo, music favors.

Mendota Brass Band, 4th of July concert.

The editors of the following papers have kindly sent their publications to the delight of the patients from the localities where they are printed:

Slavie, Racine,	Elkhorn Independent,
Wisconsin Botschafter, Madison,	Sheboygan County News,
Oregon Observer,	Nord Stern, La Crosse,
Montello Express,	Mauston Star,
Portage Daily Democrat,	Janesville Gazette.
Skandinavian Daily, Chicago,	Adams County Press, Friendship,
Der Herold, Milwaukee,	The Chetek Alert,
The Dial, Boscobel,	Der Northwestern, Manitowoc,
Barron County Shield,	Racine Journal,
Bayfield County Press,	Richland Rustic,
Tomah Journal,	Daheim, Fond du Lac,
Monroe Sun,	River Falls Journal,
Fort Howard Review,	Buffalo County Journal,
Superior Times,	Monroe Sentinel,
Waupaca Republican,	Watertown Wethberger,
Waupun Leader,	Freidenker, Milwaukee,
The Courier, Prairie du Chien,	Janesville Recorder and Times,
Clinton Herald,	Chicago Hemlandet,
Tribune, Evansville,	Derdens Gang, Chicago,
Northwestern Courier, Fond du Lac,	Reedsburg Free Press,
The Norden, Chicago,	Columbia, Milwaukee,
The Germania, Milwaukee,	Der Deutsch Amerikaner, Neillsville,
The Lodi Valley News,	Minneapolis Svenska Folkets Tidning,
Folkebalder, Minneapolis,	The True Republican,
Der Volksfreund, La Crosse,	Die Garten laube Leipsig,
Grant County Herald,	Evansville Enterprise,
Uteley's Dollar Weekly, Racine.	Volksfreund, Appleton,
Badger State Banner, Bl'k Riv. Falls,	Buffalo County Republicaner,
Brodhead Independent,	Brandon Times,
Dodgeville Chronicle,	Manitowoc County Chronicle,
Wisconsin Free Press,	Weekly Review, Evansville.

Religious services have been held in the chapel every Sunday afternoon during the past year. The services are conducted by ministers of different denominations and they have been paid a small compensation for such service.

The entertainments are continued, once or twice weekly, unless too hot, in amusement hall during some of the summer evenings. The music at the entertainments is furnished by an orchestra organized by the employes. The dances, card parties, etc, are enjoyed very much by the patients and are looked forward to with great pleasure.

Superintendent's Report.

All patients that are capable are encouraged to work and those that will not or are unable are out in the air every morning and afternoon when the weather will permit. The only exception to this, are the ones too feeble to go out, and the sick, with an occasional patient that is disturbed to a degree making it unsafe to take them out.

Holidays have been celebrated in the usual manner, Christmas, the masquerade on Washington's birthday, the 4th of July and Thanksgiving day, being enjoyed in the order named, by the patients.

There have been two changes in the medical staff during the past year. Dr. Hughes, the Assistant Superintendent, resigned to go into private practice June 25, 1894. Dr. Lyman was promoted to fill that vacancy and Dr. H. H. Herzog was appointed second assistant physician. After a very short service he was offered a better position at the Rochester Asylum, Minnesota, which he accepted after consulting me. His position at this institution was filled by the appointment of Dr. Drake, September 12th. I have been particularly fortunate during my service here in the medical officers I have had to aid me in the work that has been done, and to them is due a full share of whatever commendation is due the administration of this institution. Dr. Lyman's long service at this institution, the great interest taken by him and Dr. Hughes in its proper conduct, and the untiring and skillful discharge of their duties, I wish fully to acknowledge.

I also wish to express my gratitude to all the officers and employes for their loyalty to the institution and their appreciation of its great purpose.

In closing this report I wish to extend to your honorable board, my warmest acknowledgment of the generosity and kindness with which you have treated me. Thanking you for the confidence you have reposed in me in the past, I shall do all in my power to merit its continuance in the future.

Very respectfully,

JOHN B. EDWARDS,

Superintendent.

Statistical Tables.

TABLE NO. 1.

Movement of Population.

	1893.			1894.		
	Male.	Fe- male.	Total.	Male.	Fe- male.	Total.
Remaining September 30, 1892...	316	229	545			
Remaining September 30, 1893...				324	211	535
Admitted during year.....	205	111	316	187	144	331
Whole number treated.....	521	340	861	511	355	866
Discharged recovered.....	39	23	62	46	48	94
Discharged improved.....	62	45	107	64	56	120
Discharged unimproved..	68	50	118	88	30	118
Died.....	28	11	39	30	21	51
Not insane.....				3	1	4
Whole number discharged...	197	129	326	231	156	387
Remaining September 30, 1893...	324	211	535			
Remaining September 30, 1894...				280	199	479
Daily average under treatment...	314	214	528	309	210	519

TABLE NO. 2.

Admissions and discharges from beginning of Hospital.

	1893.			1894.		
	Male.	Fe- male.	Total.	Male.	Fe- male.	Total.
Admitted.....	3,526	2,765	6,291	3,713	2,909	6,622
Discharged recovered.....	1,005	768	1,773	1,051	816	1,867
Discharged improved.....	841	638	1,479	905	694	1,599
Discharged unimproved.....	884	784	1,668	972	814	1,786
Died.....	470	362	832	500	383	883
Not insane.....	2	2	4	5	3	8

State Hospital.

TABLE NO. 3.

Number attacked at various ages during 1893 and 1894.

	1893.			1894.		
	Male.	Fe- male.	Total.	Male.	Fe- male.	Total.
Less than 15 years.....				1	1	2
Between 15 and 20 years.....	22	5	27	13	11	24
Between 20 and 30 years.....	49	25	74	48	39	87
Between 30 and 40 years.....	49	42	91	59	42	101
Between 40 and 50 years.....	27	11	38	25	25	50
Between 50 and 60 years.....	30	14	44	13	11	24
Over 60 years.....	27	11	38	25	13	38
Unknown.....	1	3	4	2	1	3
Not insane.....				1	1	2
Total.....	205	111	316	187	144	331

TABLE NO. 4.

Number at each age from beginning of Hospital.

AGE.	WHEN ATTACKED.		
	Male.	Female.	Total.
Less than 15 years.....	76	51	127
Between 15 and 20 years.....	300	231	531
Between 20 and 30 years.....	1,041	883	1,924
Between 30 and 40 years.....	811	747	1,558
Between 40 and 50 years.....	610	460	1,070
Between 50 and 60 years.....	371	272	643
Over 60 years.....	291	158	449
Unknown.....	208	104	312
Not insane.....	5	3	8
Total.....	3,713	2,909	6,622

Statistical Tables.

TABLE NO. 5.

Nativity of Patients Admitted.

Nativity.	1893.	1894.	From begin ning.	Nativity.	1893.	1894.	From begin ning.
Austria	2	1	17	Maine.....	1	1	81
Bavaria.....		1	15	Massachusetts..	1	2	88
Belgium.....			3	Maryland.....			4
Bohemia.....	1	4	2	Michigan.....	3	3	41
Canada.....	6	4	143	Missouri.....	1		8
Cuba.....			3	Minnesota.....	2	3	26
Denmark.....	2	1	48	New Hampshire	1	1	55
England.....	7	4	254	New Jersey.....			21
France.....		1	14	New York.....	33	29	805
Germany.....	29	26	911	New Zealand.....			1
Holland.....		1	4	North Carolina..	1		4
Ireland.....	12	16	555	Ohio.....	16	8	195
Isle of Man.....			3	Pennsylvania....	10	4	204
Isle of Wight...			1	Russia.....		2	2
New Brunswick...		1	11	Rhode Island....			6
Norway.....	34	35	688	South Carolina..			8
Nova Scotia		1	16	Tennessee.....			4
Poland.....		2	14	Vermont.....		5	115
Sweden.....	10	14	116	Virginia.....	1	4	21
Switzerland....	5	4	79	Wisconsin.....	118	120	1,353
Scotland.....	2	2	64	On ocean.....		1	7
Wales.....	1	1	56	United States ..	4	7	55
Alabama.....		1	3	Unknown.....	3	7	164
Connecticut.....			71	Italy.....		1	6
California.....			1	Mississippi.....			1
Illinois.....	3	1	80	West Indies.....			1
Indiana.....	2	3	59	Finland.....			1
Nebraska.....			1	Georgia.....			1
Newfoundland...			1	Prussia.....	2	1	3
Iowa.....	3	8	31				
Kansas.....			1	Total.....	316	331	6,622
Kentucky.....			16				

State Hospital,

TABLE NO. 6.

Residence of patients admitted.

COUNTY.	1893.		1894.	
	Admitted.	Remaining.	Admitted.	Remaining.
Adams.....	1	6	2	7
Barron.....	6	12	5	8
Buffalo.....	8	13	1	7
Burnett.....		5	1	4
Chippewa.....		1		1
Clark.....	9	7	11	9
Columbia.....	11	16	16	16
Crawford.....	2	9	15	14
Dane.....	39	61	31	61
Dodge.....		1		1
Douglas.....				
Dunn.....	6	10	13	15
Eau Claire.....	15	15	15	12
Grant.....	14	27	18	23
Green.....	10	19	8	12
Iowa.....	11	9	6	12
Jackson.....	3	11	6	13
Jefferson.....				
Juneau.....	15	20	13	23
La Crosse.....	21	26	15	16
LaFayette.....	15	20	8	11
Marquette.....		1		1
Milwaukee.....			1	1
Monroe.....	13	22	11	18
Pepin.....	2	5	4	6
Pierce.....	8	19	8	20
Polk.....	10	16	7	8
Richland.....	6	11	15	12
Rock.....	30	38	32	27
St. Croix.....	8	20	13	23
Sauk.....	15	11	9	12
Sawyer.....	3	6	2	2
Trempealeau.....	7	18	3	12
Vernon.....	9	17	8	19
Walworth.....	6	15	11	17
Washburn.....	1	4	2	2
Waukesha.....				
Winnebago.....			1	1
State at large.....	12	44	20	33
Total.....	316	585	331	479

Statistical Tables,

TABLE NO. 7.

Duration of insanity before entrance of those admitted.

DURATION.	1893.			1894.			FROM THE BE- GINING.		
	Male.	Female.	Total.	Male.	Female.	Total.	Male.	Female.	Total.
Less than 3 months.....	59	28	87	58	47	705	1,166	825	1,991
Between 3 and 6 months..	27	15	42	30	23	53	410	355	765
Between 6 and 12 months.	25	10	35	20	18	38	420	365	785
Between 1 and 2 years ...	23	6	29	15	11	26	357	266	623
Between 2 and 3 years....	13	5	18	14	10	24	244	174	418
Between 3 and 5 years....	10	5	15	19	4	23	272	226	498
Between 5 and 10 years...	21	10	31	5	17	22	234	256	490
Between 10 and 20 years..	6	6	12	3	3	6	136	156	292
Between 20 and 30 years..	1	2	3	1	2	3	37	36	73
Over 30 years.....	2	...	2	...	1	1	8	10	18
Unknown.....	16	24	40	21	7	28	424	237	661
Not insane	2	...	2	5	3	8
Total.....	205	111	316	187	144	331	3,713	2,909	6,622

State Hospital,

TABLE NO. 8.

Ratio of deaths for twenty-three years.

YEAR.	WHOLE NO. TREATED.			NUMBER DIED.			PER CENT. DIED.		
	Male.	Fe- male.	Total.	Male.	Fe- male.	Total.	Male.	Fe- male.	Total.
1872.....	265	256	521	11	14	25	4.15	5.45	4.80
1873.....	297	288	585	9	13	22	3.03	4.51	3.77
1874.....	222	235	457	12	12	24	5.40	5.11	5.26
1875.....	260	247	507	9	11	20	3.08	4.45	3.77
1876.....	289	268	557	10	10	20	3.46	3.73	3.55
1877.....	250	248	498	17	11	28	6.80	4.44	5.12
1878.....	278	252	530	18	12	30	6.00	4.76	5.38
1879.....	305	302	607	9	7	16	2.95	2.32	2.64
1880.....	377	346	723	19	16	35	5.04	4.62	4.83
1881.....	402	368	770	19	14	33	4.72	3.80	4.26
1882.....	339	317	656	12	16	28	3.57	5.05	4.31
1883.....	369	308	677	18	8	26	4.88	2.60	3.74
1884.....	383	325	708	18	12	30	4.70	3.70	4.20
1885.....	426	352	778	22	21	43	5.16	5.94	5.52
1886.....	410	346	756	21	16	37	5.12	4.62	4.87
1887.....	423	360	783	17	12	29	4.02	3.33	3.67
1888.....	450	342	792	18	19	37	4.00	5.55	4.77
1889.....	436	309	745	17	16	33	3.89	5.17	4.43
1890.....	418	305	723	18	8	26	4.30	2.62	3.46
1891.....	458	305	763	21	15	36	4.58	4.91	4.71
1892.....	483	346	829	24	14	38	4.96	4.11	4.58
1893.....	521	340	861	28	11	39	5.37	3.23	4.52
1894.....	511	355	866	30	21	51	5.87	5.91	5.88

Statistical Tables,

TABLE NO. 9.

Recovered of those admitted at several ages from beginning.

AGE WHEN ATTACKED.	NUMBER ADMITTED.			NUMBER RECOVERED.			PER CENT RECOVERED.		
	Male.	Female.	Total.	Male.	Female.	Total.	Male.	Female.	Total.
Less than 15 years	76	51	127	10	13	23	13.15	25.49	18.11
Between 15 and 20 years	300	231	531	104	92	196	34.66	39.82	36.91
Between 20 and 30 years	1,041	883	1,924	325	309	631	31.21	34.65	32.79
Between 30 and 40 years	811	747	1,558	245	192	437	30.20	25.63	28.04
Between 40 and 50 years	610	460	1,070	172	118	290	28.19	25.65	27.10
Between 50 and 60 years	371	272	643	113	53	163	30.44	19.48	25.81
Over 60 years	291	158	449	71	35	106	24.39	22.15	23.60
Unknown	208	104	312	11	7	18	5.28	6.73	5.76
Not insane	5	3	8
Total	3,713	2,909	6,622	1,051	816	1,867	30.99	28.05	28.19

State Hospital,

TABLE NO. 10.

Recovered after various durations of disease before treatment, from the beginning.

DURATION OF DISEASE BEFORE ADMISSION	NUMBER ADMITTED.			NUMBER RECOVERED.			PER CETT. RECOVERED.		
	Male.	Female.	Total.	Male.	Female.	Total.	Male.	Female.	Total.
Less than 3 months . . .	1,166	825	1,991	470	340	810	40.80	41.21	40.68
Between 3 and 6 mos. . .	410	355	765	164	145	309	40.00	40.84	40.39
Between 6 and 12 mos. .	420	365	785	132	127	259	31.42	34.79	32.98
Between 1 and 2 yrs. . .	357	266	623	88	65	153	24.64	24.43	24.55
Between 2 and 3 yrs. . .	244	174	418	43	26	67	17.62	14.94	16.50
Between 3 and 5 yrs. . .	272	226	498	43	37	80	15.80	16.37	16.06
Between 5 and 10 yrs. . .	234	256	490	25	23	48	10.68	8.98	9.79
Between 10 and 20 yrs. .	136	156	292	7	9	16	5.14	5.76	5.47
Between 20 and 30 yrs. .	37	36	73	1	1	2.83
Over 30 years.	8	10	18
Unknown.	424	237	661	79	43	122	18.63	18.14	18.45
Not insane.	5	3	8
Total.	3,713	2,909	6,622	1,051	816	1,867	28.27	28.05	28.19

Statistical Tables,

TABLE NO. 11.

Duration of treatment of those recovered, from the beginning.

DURATION OF TREATMENT.	NUMBER RECOVERED.		
	Male.	Female.	Total.
Less than 3 months.....	351	173	524
Between 3 and 6 months.....	213	265	578
Between 6 and 12 months.....	243	226	469
Between 1 and 2 years.....	111	108	219
Between 2 and 3 years.....	20	28	48
Between 3 and 5 years.....	10	13	23
Between 5 and 10 years.....	3	3	6
Total	1,051	816	1,867

TABLE NO. 12.

Whole duration of disease of those recovered, from beginning.

DURATION OF DISEASE.	NUMBER RECOVERED.		
	Male.	Female.	Total.
Less than 3 months.....	109	39	148
Between 3 and 6 months.....	197	149	346
Between 6 and 12 months.....	314	254	568
Between 1 and 2 years.....	200	180	380
Between 2 and 3 years.....	60	52	112
Between 3 and 5 years.....	56	51	107
Between 5 and 10 years.....	33	38	71
Between 10 and 20 years.....	6	7	13
Between 20 and 30 years.....	1	3	4
Unknown.....	75	3	118
Total	1,005	768	1,867

State Hospital,

TABLE NO. 13.

Number of deaths for the biennial period, and from beginning, and the causes.

CAUSES.	1893.			1894.			FROM THE BEGINNING.		
	Male.	Female.	Total.	Male.	Female.	Total.	Male.	Female.	Total.
Bony tumor of brain.....	1	1
Cerebro spinal meningitis.....	2	2
Cerebral hemorrhage.....	4	1	5	3	1	4	30	17	47
Chlorosis.....	5	5
Chronic diarrhoea.....	2	1	3
Cystitis.....	3	3
Cyanche maligna.....	1	1
Cancer.....	2	4	6
Chronic pluerisy.....	1	1	2
Dysentery.....	1	1	5	8	13
Dropsy.....	2	2
Embolism.....	1	1	1	2	3
Exhaustion from chronic mania.....	1	1	2	8	2	10	53	74	127
Exhaustion from acute mania..	3	1	4	5	4	9	67	39	106
Exhaustion from melancholia..	2	1	3	1	1	17	20	37
Exhaustion, senile.....	4	1	5	18	11	29
Epilepsy.....	2	2	3	3	40	23	63
Erysipelas.....	3	3
Fracture of skull.....	1	1
Gastritis.....	1	1
Gastro enteritis.....	2	4	6
Gangrene of lung.....	1	1
General paresis.....	1	1	2	2	59	7	66
Hepatitis, acute.....	1	1	2
Inanition.....	2	2	3	8	11
Intemperance.....	1	1
Locomotor ataxia.....	1	1
Marasmus.....	5	1	6	1	1	2	47	34	81
Meningitis, acute.....	1	1	1	1	2	2	4
Nephritis, acute.....	5	1	6
Organic disease of brain.....	26	12	38
Osteosarcoma of scapula.....	1	1
Phthisis pulmonalis.....	2	1	3	33	57	90
Puerperal mania.....	1	1
Puerperal hemorrhage.....	2	2
Phlegmonous erysipelas.....	3	3
Pneunomia.....	4	4	2	2	4	23	11	31
Peritonitis.....	1	1	6	2	8
Pluritic abcess.....	2	2
Stomach, perforating ulcer of..	1	1
Stomach, cancer of.....	1	1
Suicide.....	9	7	16
Septicaemia.....	1	1	5	2	7
Typhoid fever.....	4	6	10
Valvular disease of heart.....	1	1	2	2	2	4	21	12	33
Symphadeuoma.....	1	1
Strangulated hernia.....	1	1
Accident.....	2	2
Rheumatism.....	1	1
Total.....	28	11	39	30	21	51	800	333	883

Statistical Tables,

TABLE NO. 14.

Attributed cause of insanity in 4,454 cases, 1876-1894, inclusive.

ATTRIBUTED CAUSE OF INSANITY.	1893.			1894.			IN 4,454 CASES.		
	Male.	Female.	Total.	Male.	Female.	Total.	Male.	Female.	Total.
Bright's disease.....							1		1
Child-birth.....		5	5		4	4		133	133
Change of life.....		1	1		3	3		42	42
Chorea.....							1	2	3
Cerebral hemorrhage.....	4		4	1	1	2	12	6	18
Cerebral softening.....							1		1
Cerebral congestion.....							1		1
Cerebral anaemia.....								1	1
Diphtheria.....								1	1
Debility.....	2		2	4	1	5	18	23	41
Domestic troubles.....	2	7	9	1	7	8	31	72	103
Disappointment.....	4		4		4	4	14	9	23
Epilepsy.....	13	5	18	13	5	18	145	56	201
Fever.....							1	2	3
Fever, typhoid.....		1	1				3	3	6
Fright.....	1		1		1	1	8	18	26
Grief.....	1	7	8	2	6	8	21	48	69
Heredity.....	7	1	8	2	2	4	390	378	768
Heredity with child birth.....		1	1					11	11
Heredity with miscarriage.....								2	2
Heredity with injury to head.....							9	1	10
Heredity with typhoid fever.....							1		1
Heredity with change of life.....								3	3
Heredity with domestic trouble.....		2	4				4	4	8
Heredity with old age.....	1		1				1	1	2
Heredity with poverty.....	1		1				2	1	3
Heredity with uterine disease.....								2	2
Heredity with intemperance.....	3		3				19	3	22
Heredity with epilepsy.....	2		2				4	3	7
Heredity with grief.....	1		1				1	2	3
Heart, disease of.....							1		1
Intemperance.....	24		24	18	2	20	200	11	211
Injury of head.....	7	1	8	8		8	91	16	107
Idiocy.....		1	1	1	2	3	14	6	20
Infantile cerebral disease.....	2		2				2	2	4
La grippe.....	3	1	4	5	2	7	26	13	39
Locomotor ataxia.....							2		2
Malaria.....							1	1	2
Masturbation.....	19		19	5	1	6	129	6	135
Menstrual derangement.....								18	18
Meningitis.....	2		2	2	1	3	9	3	12

State Hospital,

TABLE NO. 14.

Attributed cause of insanity in 4,454 cases, 1876-1894, inclusive.

ATTRIBUTED CAUSE OF INSANITY.	1893.			1894.			IN 4,454 CASES.		
	Male	Female.	Total.	Male.	Female.	Total.	Male.	Female.	Total.
Old age	7	2	9	8	5	13	59	25	84
Overwork.....	2	8	10	2	5	7	26	38	64
Opium habit.....	1	1	1	8	5	13
Pregnancy	1	1	5	5	6	6
Pneumonia	1	1	2	1	1	2
Privation.....	1	1	5	3	8
Protracted lactation.....	1	1
Pecuniary embarrassment..	3	3	5	5	57	8	65
Prostration, nervous.....	1	2	3	1	1	3	5	8
Religious excitement.....	2	3	5	2	8	10	44	46	90
Rheumatism.....	3	1	4
Sexual excess	3	3	6
Seduction.....	5	5
Struck by lightning	1	1	3	3
Sunstroke.....	8	8	9	9	69	5	74
Syphilis.....	2	1	3	11	4	15
Tuberculosis.....	4	1	5
Uterine diseases.....	7	7	20	20
Unknown	71	62	133	86	66	152	1,093	763	1,856
Worry and anxiety.....	8	8	5	4	9	28	18	46
Not insane.....	1	1	2	5	3	8
Love affair	4	4
Cocaine habit	1	1	1	1
Total.....	205	111	316	187	144	331	2,586	1,868	4,454

Statistical Tables.

TABLE NO. 15.

*Form of insanity for the biennial period, and in 4,454 cases,
1876-1894, inclusive.*

FORM OF INSANITY.	1893.			1894.			IN 4,454 CASES.		
	Male.	Female.	Total.	Male.	Female.	Total.	Male.	Female.	Total.
Adolescent insanity.....							4	1	5
Dementia, acute.....	1	1	2	3	4	7	13	14	27
Dementia, chronic.....	4	1	5	8	3	11	137	68	205
Dementia, senile.....	10	3	13	10	7	17	53	31	84
Dipsomania.....	1		1	2		2	54	6	60
General paresis.....				3		3	16	3	19
Hysteria.....		2	2				1	41	42
Idiocy.....	1	2	3	2	3	5	16	10	26
Mania, acute.....	25	14	39	28	29	57	706	423	1,129
Mania, sub acute.....	46	12	58	23	24	47	218	138	356
Mania, chronic.....	45	22	67	28	20	48	474	358	832
Mania, epileptic.....	16	3	19	14	3	17	148	51	199
Mania, puerperal.....		1	1		2	2		69	69
Mania, recurrent.....	1	7	8	5	6	11	43	42	85
Melancholia, acute.....	31	14	45	28	18	46	483	374	857
Melancholia, sub acute.....	9	16	25	13	12	25	83	81	164
Melancholia, chronic.....	13	13	26	15	12	27	116	139	255
Melancholia, recurrent.....				4		4	14	14	28
Mysophobia.....								1	1
Stuporous insanity.....							2	1	3
Not insane.....	2		2	1	1	2	5	3	8
Total.....	205	111	316	187	144	331	2,586	1,863	4,454

TABLE NO. 16.

Statistics of the Hospital from July 14, 1860, to September 30, 1894 (Hospital year ending September 30, each year.)

WHOLE NUMBER.	1860.	1861.	1862.	1863.	1864.	1865.	1866.	1867.	1868.	1869.	1870.	1871.	1872.	1873.	1874.	1875.	1876.	1877.	1878.	1879.	1880.	1881.	1882.	1883.	1884.	1885.	1886.	1887.	1888.	1889.	1890.	1891.	1892.	1893.	1894.	Total.
Males admitted.....	23	50	49	62	59	44	57	55	95	109	82	81	92	115	73	82	99	61	90	103	123	109	96	130	139	137	142	149	178	164	151	158	163	205	187	3713
Females admitted....	22	56	40	61	53	43	38	59	80	100	86	83	74	97	70	78	82	83	58	111	90	75	73	84	103	104	105	103	107	103	97	94	144	111	144	2909
Whole No. admitted....	45	106	89	123	112	87	95	114	175	209	168	164	166	212	143	160	181	144	148	214	215	184	169	214	239	241	217	252	255	267	248	252	307	316	331	6622
Whole No. treated.....	45	147	192	251	300	257	272	294	355	455	522	524	521	585	457	507	557	498	530	607	723	770	666	677	708	778	756	783	792	745	723	763	829	861	846	
Males discharged.....	23	38	44	64	34	50	61	51	58	92	83	83	83	148	44	70	93	62	76	54	54	119	100	125	94	158	135	151	178	169	118	138	167	197	231	3433
Females discharged....	4	21	28	22	66	46	42	53	58	33	80	66	63	123	66	65	101	54	61	46	53	134	93	83	77	111	89	125	136	101	94	108	117	120	156	2710
WholeNo. discharged	4	44	61	66	130	80	92	114	109	91	172	169	148	271	110	132	149	116	137	100	137	283	193	208	171	261	223	276	314	270	212	211	284	326	387	6143
Males recovered.....	1	13	12	21	23	16	19	36	25	31	31	23	33	21	11	16	19	21	14	21	25	28	33	48	31	45	49	43	57	45	61	46	60	39	46	1051
Females recovered.....	1	6	13	13	33	17	23	19	30	21	22	31	27	18	20	16	15	24	21	16	19	32	16	23	27	31	25	27	30	26	27	21	43	23	48	816
Whole No. recovered....	1	19	25	37	56	33	42	49	55	51	53	54	60	39	31	32	34	45	35	37	42	60	49	71	58	76	74	70	87	71	101	70	93	62	91	1867
Males died.....	3	14	8	9	7	6	7	7	8	8	18	14	11	9	12	11	10	17	18	9	19	19	12	18	18	22	21	17	18	17	18	21	24	26	30	500
Females died.....	1	7	7	1	8	6	1	3	8	5	14	15	14	13	12	9	10	11	12	7	16	14	16	8	12	21	16	12	19	16	8	15	14	11	21	383
Whole No. died.....	1	10	21	9	17	13	7	10	15	13	32	29	25	22	24	20	20	28	30	16	35	33	28	26	30	43	37	29	37	33	26	36	38	39	51	883
Whole No. improved....	1	8	8	16	21	25	20	33	32	14	41	52	26	76	32	53	40	21	36	36	47	65	57	47	51	63	44	62	62	61	36	63	81	107	120	1599
Whole No. unimproved	1	7	7	4	36	9	13	22	7	13	46	34	37	134	28	27	105	21	35	11	13	125	56	63	29	82	70	110	125	85	49	72	118	118	1783	
Whole No. remaining at end of year.....	41	103	131	188	170	177	180	185	246	364	360	355	373	314	347	375	357	382	393	507	586	487	463	469	537	509	531	601	478	175	511	522	545	535	479	8
Not insane.....	1	1	1	1	1	1	1	1	1	1	1	1	1	1	1	1	1	1	1	1	1	1	1	1	1	1	1	1	1	1	1	1	1	1	1	1
Daily av. each year..	90	117	162	187	179	181	185	185	203	310	362	359	365	329	337	364	334	370	379	427	550	566	450	471	510	514	523	516	479	433	501	518	530	527	518

TABLE NO. 17—1893-1894.

ADMITTED DURING 1893.

CONDITION AT LAST DISCHARGE.

Number of previous attacks.	Male.	Female.	Total.	Recovered.			Improved.			Unimproved.			Unknown (not in this hospital).	Per cent. in admissions for this year.
				Male.	Female.	Total.	Male.	Female.	Total.	Male.	Female.	Total.		
One previous attack . . .	30	29	59	10	9	19	10	9	19				19	18.65
Two previous attacks . .	10	7	17	9	2	11	1	1	2	2			4	5.38
Three previous attacks . .	4	2	6	2	1	3							3	1.90
Four previous attacks . .	3	2	5										5	1.58
Five previous attacks . .	2		2	1	1	2								.63
Totals	49	40	89	22	13	35	11	10	21	2		2	31	23.16
1894.														
One previous attack . . .	20	22	42	9	9	18	3		3				21	12.38
Two previous attacks . .	15	9	24	2	5	7	3	1	4				13	7.25
Three previous attacks . .	2		2	1		1							1	.60
Four previous attacks . .	1	2	3	1	1	2		1	1					.90
Five previous attacks . .														
Totals	38	33	71	13	15	28	6	2	8				35	21.45

Statistical Tables

STATE BOARD OF CONTROL.

TABLE NO. 18 -- 1893-1894.

DISCHARGED DURING 1893.				CONDITION AT LAST DISCHARGE.											
Number of previous at tacks.	Male.	Female.	Total.	Recovered.			Improved.			Unimproved.			Unknown (Not in this hospital.)		
				Male.	Female.	Total.	Male.	Female.	Total.	Male.	Female.	Total.	Male.	Female.	Total.
One previous attack.....	35	32	67	11	9	20	11	5	16	3	6	9	10	12	22
Two previous attacks.....	5	5	10	4	3	7	1	1	2	1	1
Three previous attacks....	2	1	3	2	1	3	1	1
Four previous attacks....	1	1	2	1	1	1	1
Many previous attacks....	2	2	1	1
Total	45	39	84	18	14	32	12	6	18	3	6	9	12	13	25
1894.															
One previous attack.....	17	21	38	4	11	15	3	2	5	1	1	9	8	17
Two previous attacks	8	5	13	7	3	10	1	1	1	1	2
Three previous attacks....	3	3	1	1	1	1	1	1
Four previous attacks.....	3	3	3	3	1	1
Many previous attacks....	7	1	8	3	3	4	4
Totals	35	30	65	15	17	32	4	3	7	1	1	2	15	9	24

State Hospital

REPORT OF THE

Statistical Tables

TABLE NO. 19.

Occupation of patients admitted.

Occupation.	1893.	1894.	Occupation.	1893.	1894.
Agent.....		1	Letter carrier.....	1
Attendant.....		1	Manufacturer.....		2
Auctioneer.....	1	Merchant.....	8	1
Baker.....		1	Machinist.....	3	2
Blacksmith.....	1	3	Miller.....	2
Breakman.....		4	Miner.....	1	2
Baggageman.....		1	None.....	14	18
Cheese maker.....		1	Nurse.....		1
Carpenter.....	3	4	Painter.....	8	3
Clerk.....	2	2	Physician.....	1	5
Clergyman.....	1	Printer.....	2	2
Contractor.....		1	Plumber.....		1
Cooper.....		1	Paper-maker.....	1
Domestic.....	21	26	Photographer.....	1
Dressmaker.....	2	2	Salesman.....	5	1
Druggist.....	1	1	Sailor.....		1
Engineer.....	3	1	Saloon keeper.....		2
Editor.....	1	School-boy.....	2	7
Factory girl.....		1	School-girl.....		4
Farmer.....	81	65	School-teacher.....	2	1
Gambler.....	1	1	Shoemaker.....	1	2
Harness maker.....		2	Stenographer.....	1
Housewife.....	77	100	Tailor.....	1	1
Laborer.....	66	53	Telegraph operator.....		1
Lumberman.....		1			
Liveryman.....	1	Total.....	316	331
Lawyer.....		1			

State Hospital

TABLE NO. 20.

Heredity transmission in patients.

	1893.	1894.	Total.
Father insane.....	11	10	21
Mother insane.....	19	11	30
Father and mother insane.....	2	2
Mother and brother insane.....	1	2	3
Mother and sister insane.....	4	1	5
Mother and aunt insane.....	3	3	6
Mother and grandmother insane.....	1	1
Mother, sister and aunt insane.....	2	1	3
Mother, brother and sister insane.....	1	1
Brother insane.....	10	8	18
Brother and sister insane.....	1	1
Sister insane.....	15	10	25
Grandfather, brother, sister and uncle insane.....	2	1	3
Grandfather insane.....	3	3	6
Grandmother insane.....	3	3	6
Grandmother and aunt insane.....	1	3	4
Uncle insane.....	10	7	17
Uncle and cousin insane.....	1	1	2
Aunt insane.....	8	10	18
Uncle and aunt insane.....	7	1	8
Two uncles insane.....	1	1
Cousin insane.....	10	7	17
Cousin and grandfather insane.....	1	1
Three sisters insane.....	1	1
Grandmother, great grandmother, sister and father insane.....	1	2	3
Total.....	119	84	203

Matron's Report

MATRON'S REPORT.

*Articles made in the Wisconsin State Hospital for the Insane,
Mendota, from Sept. 30, 1892, to Oct. 1, 1894.*

Aprons.....	515	Masquerade articles.....	35
Bed spreads.....	251	Nightdresses.....	472
Blankets.....	880	Napkins.....	303
Breadcloths.....	5	Pillow-slips.....	607
Caps.....	6	Pillow-ticks.....	22
Camisoles.....	13	Pillows, small cotton.....	56
Canvas muffs.....	4	Restraint sheet.....	1
Carpets.....	24	Rugs.....	33
Chemises.....	279	Sheets.....	1,000
Coffee bags.....	74	Shirts, colored.....	760
Curtains.....	132	Sun-bonnets.....	80
Cushions.....	5	Straw ticks.....	36
Dresses.....	911	Shelf-spreads.....	76
Dress waists.....	18	Skirts.....	669
Dresses repaired.....	89	Shrouds.....	12
Drawers, pairs.....	493	Strong suits.....	74
Feeding-bibs.....	183	Strong dresses.....	44
Hats trimmed.....	72	Surgical gowns.....	6
Iron holders.....	114	Table-cloths.....	123
Kitchen jackets.....	6	Towels of all kinds.....	4,023
Mattress-ticks.....	30	Underwaists.....	35

State Hospital

STATEMENT OF CURRENT EXPENSE FUND—1893.

1892.			
Oct. 1	Balance		\$44,098 01
1893.			
Jan. 1	From counties		42,488 52
April 15	Appropriation, chap. 152, laws of 1893.		127,000 00
Sept. 30	Steward for board and clothing patients		2,129 85
Sept. 30	Steward for sundries		2,787 18
1893.			
July 19	Transferred for expense of board of control.....	\$4,128 46	
Sept. 30	Paid on account of current expense this year.....	116,363 59	
Sept. 30	Bal. appropriation in state treasury.....	\$95,575 34	
Sept. 30	Bal. in hands of treasurer of institution.....	2,302 78	
	Bal. in hands of steward....	133 39	98,011 51
		\$218,503 56	\$218,503 56

STATEMENT OF CURRENT EXPENSE FUND—1894.

1893.			
Oct. 1	Balance		\$98,011 51
1894.			
Jan. 1	From counties		43,751 00
Sept. 30	From steward for board and clothing patients		871 35
Sept. 30	From steward for sundries		2,300 77
July 9	Transferred for expense of board of control.....	\$4,128 46	
Sept. 30	Paid on account of current expense this year.....	104,181 24	
Sept. 30	Bal. appropriation in state treasury.....	\$40,794 23	
	Bal. in hands of steward.....	56 28	
		\$40,850 51	
	Less over draft on treasurer of institution.....	\$4,225 58	36,624 93
		\$144,934 63	\$144,934 63
1894.			
Oct. 1	Balance available.....		\$36,624 93

Special Appropriation Funds

STATEMENT OF SPECIAL APPROPRIATION FUNDS.

CLASSIFIED ITEMS.	Balance available Oct. 1. 1892.	Appropriations 1893.	Cov'r'd back into state treasury.	Balance available Sep. 30, 1894
Cementing basement..	\$623 20	\$623 20
Curbing rear basement, windows and grading	300 00	300 00
New pumping station, including pumps, pipe, hydrants and valves		\$8,000 00	\$8,000 00
Iron fire escapes.....		2,500 00	2,500 00
Total.....	\$923 20	\$10,500 00	\$923 20	\$10,500 00

*State Hospital*STATEMENT OF
At the Wisconsin State Hospital for the Insane

CLASSIFIED ITEMS.	Inventory Sept. 30, 1892.	Purchased during the year.	Transf'r'd to this ac- count dur- ing the year.	Total.
Amusements and insuruc- tion.....	\$2,155 30	\$365 72		\$2,521 02
Barn, farm and garden.	14,678 90	1,469 13		16,148 03
Clothing	1,198 30	6,283 73		7,482 03
Discharged patients.		122 50		122 50
Discount.....				
Drug and medical dep't.	697 84	941 25		1,639 09
Engines and boilers.....	18,672 38	437 88		19,110 26
Elopers.....		70 82		70 82
Freight and express (not classified).....		36 44		36 44
Fire apparatus.....	1,030 02			1,030 02
Fuel.....	292 80	24,475 87	\$517 57	25,286 24
Furniture	16,045 31	435 85	913 75	17,394 91
Gas and other lights....	2,270 59	1,826 01		4,096 60
Hides and pelts.....			1,088 01	1,088 01
House furnishing.....	28,973 07	5,486 41		34,459 48
Laundry.....	2,945 59	444 07		3,389 66
Library	3,787 16	113 17		3,900 23
Lumber.....	1,151 55			1,151 55
Machinery and tools ...	4,725 71	59 97		4,785 68
Miscellaneous.....	489 38	276 88		766 26
Officers' expenses.....		225 33		225 33
Printing, postage, sta- tionery and telegraph.	397 79	731 66		1,129 45
Real estate, including buildings, etc.....	559,065 54			559,065 54
Repairs and renewals....	3,110 11	3,571 67	313 10	6,994 88
Restraints.....	320 50	17 00		337 50
Scraps.....			60 56	60 56
Special attendance.....			1,027 83	1,027 83
Subsistence	3,036 85	33,543 42	7,320 40	43,900 67
Surgical instruments and appliances.....	959 96	69 40		1,029 36
Tobacco.....	11 82	554 50		566 32
Wages and salaries.....		34,964 99		34,964 99
Corrections 1893 inven- tory.....				
Totals.....	\$666,016 47	\$116,523 67	\$11,241 22	\$793,781 36
Discounts.....		160 08		
		\$116,363 59		\$696,157 41
Net expenses.....				\$97,623 95
Add amount assigned to this institution, and set apart by the Secretary of				

Current Expenses

CURRENT EXPENSES.

for the fiscal year ending September 30, 1893.

Inventory September 30, 1893.	Cash re- ceived on this account during the year.	Transferred from this account during the year.	Total.	Gained.	Expended.
\$1,955 05			\$1,955 05		\$565 97
16,818 23	\$74 76	\$7,837 97	24,730 96	\$8,582 93	
1,272 09	9 75		1,281 84		6,200 19
					122 50
		160 08	160 08	160 08	
659 18			659 18		979 91
18,413 35			18,413 35		696 91
					70 82
					36 44
965 09			965 09		64 93
11,790 90	10 65		11,801 55		13,484 69
17,151 81			17,151 81		243 10
2,092 80	179 98		2,272 78		1,823 82
	1,088 01		1,083 01		
31,220 80	11 25		31,232 05		3,227 43
2,951 67			2,951 67		437 99
3,861 53			3,861 53		38 80
838 45		313 10	1,151 55		
4,728 80			4,728 80		56 88
599 73	53 25		652 98		113 28
					225 33
448 09			448 09		681 36
559,065 54			559,065 54		
3,573 81	1 00	376 56	3,951 37		3,043 51
159 25			159 25		178 25
	60 56		60 56		
	1,027 83		1,027 83		
3,057 86	25	1,088 01	4,146 12		39,754 55
832 76			832 76		196 60
59 04			59 04		507 28
	269 89	1,027 83	1,297 72		33,667 27
		50 85	50 85	50 85	
\$682,515 83	\$2,787 18	\$10,854 40	\$696,157 41	\$8,793 86	\$106,417 81
					8,793 86
					\$97,623 95
State for salaries and expenses of the Board of Control					4,128 46
					\$101,752 41

State Hospital

STATEMENT OF

At the Wisconsin State Hospital for the Insane

CLASSIFIED ITEMS	Inventory September 30, 1893.	Purchased during the year.	Transf'r'd to this account during the year.	Total.
Amusements and Instruction	\$1,955 05	\$498 92	\$2,453 97
Barn, farm and garden..	16,818 23	1,604 83	18,423 06
Clothing.....	1,272 09	7,029 54	8,301 63
Discharged patients	409 69	409 69
Discount	4 32	4 32
Drug and medical dept.	659 18	1,263 32	1,922 50
Engines and boilers.....	18,413 35	762 70	19,176 05
Elopers.....	226 43	226 43
Freight and express (not classified).....	35 00	35 00
Fire apparatus.....	965 09	965 09
Fuel.....	11,790 90	10,520 71	795 00	23,046 61
Furniture	17,151 81	239 18	17,390 99
Gas and other lights	2,092 80	2,503 88	4,596 68
Hides and pelts.....	811 30	811 30
House furnishing.....	31,220 80	4,849 23	36,070 03
Laundry	2,951 67	603 79	3,555 46
Library	3,861 53	155 75	4,017 28
Lumber	838 45	838 45
Machinery and tools	4,728 80	37 34	4,766 14
Miscellaneous	599 73	439 06	1,038 79
Officers' expenses.....	302 42	302 42
Printing, postage, stationery and telegraph.	448 09	1,050 68	1,498 77
Real estate, including buildings, etc.....	559,065 54	559,065 54
Repairs and renewals...	3,573 81	2,674 34	134 00	6,382 15
Restraints.....	159 25	9 00	168 25
Scraps.....	76 43	76 43
Special attendance.....	13 87	505 13	519 00
Subsistence.....	3,057 86	32,705 50	6,808 03	42,571 39
Surgical instruments and appliances.....	832 76	167 71	50 85	1,051 32
Tobacco	59 04	367 97	427 01
Wages and salaries	35,897 51	35,897 51
Totals.....	\$683 515 83	\$104 372 69	\$9,120 74	\$796,009 26
Discounts	191 45
		\$104,181 24		691,703 49
Net expenses.....				\$104,305 77

Add amount assigned to this institution and set apart by the Secretary of

Current Expenses

CURRENT EXPENSES

for the fiscal year ending September 30, 1894.

Inventory September 30, 1894.	Cash re- ceived on this account during the year.	Transferred from this account during the year.	Total.	Gained.	Expended.
\$2,128 35			\$2,128 35		\$325 62
15,633 57	\$6 80	\$7,543 03	23,183 40	\$4,760 34	6,735 24
1,539 69	26 70		1,566 39		409 69
		191 45	191 45	187 13	1,099 18
823 27	10		823 37		748 20
18,426 95	90		18,427 85		226 43
					35 00
779 99			779 99		185 10
9,343 08	3 22		9,346 30		13,700 31
17,177 63			17,177 63		213 36
2,119 17	452 55		2,571 72		2,024 96
	811 30		811 30		4,225 85
31,838 98	5 20		31,844 18		589 14
2,959 07	7 25		2,966 32		100 67
3,916 61			3,916 61		16 65
704 45		134 00	838 45		330 06
4,749 49			4,749 49		302 42
598 98	109 75		708 73		739 78
758 99			758 99		
559,065 54			559,065 54		2,782 46
3 521 29	1 97	76 43	3,599 69		25 00
143 25			143 25		
	76 43		76 43		
	519 00		519 00		
2,852 77	2 42	811 30	3,666 49		38,904 90
1,040 98			1,040 98		10 34
19 28			19 28		407 73
	277 18	505 13	782 31		35,115 20
\$680,141 38	\$2,300 77	\$9,261 34	\$691,703 49	\$4,947 47	\$109,253 24
					4,947 47
					\$104,305 77
State for salaries and expenses of the Board of Control.....					4,128 46
					\$108,434 23

State Hospital

STATEMENT OF MONEY RECEIVED AT INSTITUTION.

CLASSIFICATION.	1893.	1894.
Barn, farm and garden	\$74 76	\$6 80
Board and clothing patients	2,129 85	871 35
Clothing	9 75	26 70
Drugs and medicines		10
Engine and boilers		90
Fuel	10 65	3 22
Gas and other lights	179 98	452 55
Hides and pelts	1,088 01	811 30
House furnishing	11 25	5 20
Laundry		7 25
Miscellaneous	53 25	109 75
Repairs and renewals	1 00	1 97
Scraps	60 56	76 43
Special attendants	1,027 83	519 00
Subsistence	25	2 42
Wages and salaries	269 89	277 18
Total	\$4,917 03	\$3,172 12

Moneys Received.

CASH TAKEN FROM PATIENTS FOR SAFE KEEPING.

On hand October 1, 1892	\$1,428 24
Received during the two years.....	1,205 92
Total.....	\$2,634 16
Returned to patients or their represent tives.....	1,273 10
Balance in hand of steward October 1, 1894.....	\$1,361 06

CASH DEPOSITED TO BE EXPENDED FOR BENEFIT OF
PATIENTS.


On hand October 1, 1892.....	\$446 24
Received during the two years.....	2,369 36
Total.....	\$2,815 60
Expended for benefit of patients.....	2,137 11
Balance in hand of steward October 1, 1894.....	\$678 49

During the biennial period the relatives and friends of patients contributed, for their use and pleasure, clothing and other property to the value of \$6,694.66.

State Hospital

FARM AND GARDEN PRODUCTS.

ARTICLES.	FOR YEAR ENDING SEP- TEMBER 30, 1893.		FOR YEAR ENDING SEP- TEMBER 30, 1894.	
	Quantity.	Amount.	Quantity.	Amount.
Apples.....			187 bu.	\$187 00
Asparagus.....	1,245 lbs.	\$49 80	1,845 lbs.	73 80
Beef cattle.....	(2 h.) 2,280 lbs.	65 83	(3 h) 3,600 lbs.	92 25
Beets.....	678 bu.	169 50	290 bu.	72 50
Beans.....	104 bu.	78 00	12 bu.	9 00
Cabbage.....	3,200 hds.	96 00	4,400 hds.	132 00
Carrots.....	560 bu.	280 00	454 bu.	227 00
Cauliflower.....			25 bu.	12 50
Cucumbers.....	47 bu.	23 50	53 bu.	39 75
Corn, green.....	230 bu.	102 50	102 bu.	25 50
Corn.....	3,000 bu.	1,200 00	2,200 bu.	880 00
Cornstalks.....	80 tons	280 00	75 tons	262 50
Calves.....	62 hd.	370 00	47 hd.	282 00
Celery.....	100 doz.	25 00	50 doz.	12 50
Grapes.....	4,210 lbs.	252 55	5,075 lbs.	253 75
Hay.....	230 tons	1,380 00	218 tons	1,308 00
Horse radish.....	15 bu.	15 00	25 bu.	25 00
Lettuce.....	123½ bu.	64 25	71 bu.	35 50
Milk.....	247,608 lbs.	3,714 13	259,875 lbs.	3,898 13
Mangles.....	1,750 bu.	350 00	1,324 bu.	264 80
Onions.....	440 bu.	220 00	340 bu.	170 00
Oats.....	3,000 bu.	900 00	2,976 bu.	892 80
Pork, dressed.....	(44 h) 18,766 lbs.	1,304 53	(34 h) 15,505 lbs.	1,002 37
Pie plant.....	3,475 lbs.	69 50	2,690 lbs.	53 80
Parsley.....	3 bu.	1 50		
Peas.....	103 bu.	103 00	64 bu.	64 00
Potatoes.....	1,830 bu.	915 00	1,900 bu.	950 00
Parsnips.....	180 bu.	90 00	175 bu.	87 50
Pumpkins.....	20 loads	20 00		
Peppers.....	30 doz.	3 00		
Radishes.....	95½ bu.	95 50	97 bu.	97 00
Rutabagas.....	450 bu.	112 50	275 bu.	68 75
Spinach.....	57 bu.	57 00	60 bu.	60 00
Straw.....	70 tons	280 00	80 tons	320 00
Strawberries.....	6,410 qts.	512 80	751 qts.	60 08
Squash.....	3,000 lbs.	45 00	900 lbs.	13 50
Sages.....	10 lbs.	7 50		
Tomatoes.....	280 bu.	140 00	151 bu.	75 50
Turnips.....	140 bu.	42 00	292 bu.	87 60
Wood.....	115 cords	517 50	140 cords	735 00
Total.....		\$13,952 39		\$12,831 38



Northern Hospital, Winnebago.

SIXTH BIENNIAL REPORT

OF THE

Northern Hospital for the Insane

FOR THE

Two Fiscal Years Ending September 30, 1894.

OFFICERS.

D. G. HATHAWAY, M. D.	SUPERINTENDENT
W. A. O'DONNELL, M. D.	FIRST ASST. PHYSICIAN
E. C. JACOBS, M. D.	SECOND ASST. PHYSICIAN
FRANK E. GROVE.	STEWARD
A. F. DUKERSCHEIN.	ASSISTANT STEWARD
MISS ROSE DOWLING.	MATRON
M. C. CLARKE.	TREASURER

SUPERINTENDENT'S REPORT.

To the State Board of Control:

Gentlemen: In compliance with the law, I present to you the sixth biennial report of the Northern Hospital for the Insane, for the two years ending September 30, 1894.

The following table shows the movement of population for the period.

	1893.			1894.		
	Male	Fem.	Total.	Male.	Fem.	Total.
Remaining Sept. 30, 1892, and 1893.	375	263	638	380	263	643
Admitted during the year.....	228	142	370	248	147	395
Elopers returned.....				1		1
Whole number treated.....	603	405	1,008	629	410	1,039
Discharged recovered.....	52	27	79	54	33	87
Discharged improved.....	37	39	76	39	41	80
Discharged unimproved.....	94	46	140	130	76	206
Died.....	39	29	68	40	28	68
Not insane.....	1	1	2	1		1
Whole number discharged.....	223	142	365	264	178	442
Remaining Sept. 30, 1893.....	380	263	643			
Remaining Sept. 30, 1894.....				365	232	597
Daily average under treatment...	375	255	630	378	246	624

There has been a steady increase in the number of admissions during the past two years. There were 370 admissions for the year ending September 30, 1893; and 395 for the year ending September 30, 1894, a total of 765, the largest number since the organization of this institution. This fact becomes still more significant when we remember that two counties—Eau Claire and Clark—were transferred from this to the Mendota hospital district three years ago.

The total number of the discharges during the biennium

Northern Hospital

was 807—487 males and 320 females. Of these 165 were discharged recovered, or 21.56 per cent. of the admissions; and 138 died, being 6.74 and 6.54 per cent. of the total number under treatment for the years ending September 30, 1893 and September 30, 1894, respectively. There remained in the hospital on September 30, 1894, 597 patients—365 males and 232 females.

PROVISION FOR EPILEPTICS.

During the past two years we have been compelled to receive about the usual number of this undesirable class. If the spectacle of an epileptic during the seizure is distressing to persons of strong nerves and normal mind, what must be its effect upon persons with weak nerves and diseased minds? It must certainly be harmful. Experience teaches that the epileptic can be more benefited by judicious treatment in surroundings that are rather the opposite of those found in institutions of this character. I would therefore again urge that separate provision be made for this class.

The usual religious services have been held each Sunday afternoon. Weekly dances and stereopticon exhibitions were held regularly.

Among the more important improvements a new roof for the entire north wing may be mentioned. The appropriation for sewer repairs was not regarded as sufficient to carry out the work necessary, and therefore was not touched.

Owing to the large amount of painting and repairing done on our wards during the past two years, they present a much more cheerful and inviting appearance. A number of new rocking and easy chairs have also done much to give them an air of comfort. An appropriation of about five hundred dollars would be sufficient to furnish them with the number of chairs necessary to take the place of the clumsy and uncomfortable stationary settees now in use on some of the wards.

A training school for nurses was organized last fall, and

Superintendent's Report

is now in a flourishing condition. Lectures on anatomy, physiology, hygiene of the sick-room, gynecology, obstetrics, surgery, fever nursing and the care of the insane, have been delivered. These lectures were supplemented by practical work in the wards, at which the principles taught in the lectures were demonstrated as fully as possible.

As an evidence of the benefits derived from such a course of training I would notice chiefly the improved character of the work done by the members of the class. I sincerely hope that you will give it the fostering care it deserves.

RECOMMENDATIONS.

Rarely have we felt the need of a cottage for patients suffering from contagious diseases, as much as we have during the past few months. At one time, with small-pox only a few miles distant from the hospital it seemed as if it would be impossible to avoid having it brought here. However, good fortune has favored us, for thus far we have escaped this calamity. Vaccination has been freely resorted to; and a room, sufficiently large for the accommodation of two or three cases, has been arranged in the second story of our fire department building. This of course, would prove insufficient in the event of an epidemic here. I would therefore again urge the necessity for a separate cottage for such cases of contagious disease as may arise.

Cases of typhoid fever have appeared at this hospital from time to time, for the past five years; or ever since the lake water used for bathing and other cleansing purposes, has been drawn from a point directly opposite the mouth of the sewer. An extension of the intake pipe was made two and one-half years ago; but it has proven insufficient. In my opinion it would be wise to change the direction of, and to extend the, intake pipe to a point opposite the ice house.

Our system of water closets and bathrooms is hardly what would be regarded as perfectly safe. Their location makes it

Northern Hospital

necessary to have sewers within the building, which is not at all desirable. All of this could be best remedied by building small wings for bath room and water closet purposes.

I would recommend that a separate infirmary building be erected, to meet the present needs of this institution.

Owing to the ever-increasing demands made upon this hospital it appears to me that a somewhat radical change in the administration of affairs is indicated. Without desiring to enter into a discussion of past and present methods employed here, I feel constrained to say that as at present constituted the medical staff is not equal to the demands made upon it. It must be remembered that the demands made upon the medical staff of to-day, are much greater than they were ten or fifteen years ago. Medical men now recognize more fully than ever before, the important part played by physical disease in the causation of insanity, and therefore more attention is being paid to these conditions. Individualization has therefore superseded generalization and routine; and individual treatment means an increase in the amount of work to be performed by the medical staff.

The medical force should consist of a chief physician, two assistants and two recent graduates as internes, all under the direction of the superintendent.

Some may believe this would make the staff rather too large, but if this institution is to be a hospital for the acute insane, it will be found to be none too large. An official staff, organized in this manner could do efficient work, and, with liberal appropriations, would soon place this institution in the front rank of those of its kind in this country.

Another branch of the service that ought to be made more efficient is the night service. This can be done by employing at least one night nurse for each floor of each wing; this service to be in charge of a head night nurse for each wing.

Dr M. F. Clausius, first assistant physician, who has

Superintendent's Report

served this institution faithfully for the past two years, resigned his position on this day, to go into private practice,

My thanks are due to the officers and employes, who have given their cordial and loyal support and efficient service.

On behalf of the patients, I desire to extend thanks to the publishers of newspapers who have kindly contributed free copies of their respective papers.

Our training school is indebted to Drs. C. W. Oviatt and B. C. Gudden, both of Oshkosh, for lectures on gynecology, obstetrics and surgery; and for their general interest in this work.

For the advice and assistance given me by you I am sincerely grateful.

Very respectfully,

WM. F. WEGGE.

Winnebago, Sept. 30, 1894.

Superintendent.

Northern Hospital

TABLE NO. 1.

Movement of Population from May 11, 1873, to October 1, 1894.

	Male.	Fe- male.	Total.	Male.	Fe- male.	Total.
Total number admitted.....	3,379	2,685	6,064
Elopers returned.....	3
Total.....	3,382	2,685	6,067
Discharged not insane.....	13	12	25
Discharged recovered.....	769	586	1,355
Discharged improved.....	862	775	1,637
Discharged unimproved.....	817	604	1,415
Died.....	562	476	1,038
Total number discharged.....	3,017	2,453	5,470
Total number in hospital Sep- tember 30, 1894.....	365	232	597

TABLE NO. 2.

Movement of population for two years ending Sept. 30, 1894.

	1893.			1894.		
	Male.	Fe- male.	Total.	Male.	Fe- male.	Total.
Remaining Sept. 30.....	375	263	638	380	263	643
Admitted during the year.....	228	142	370	248	147	395
Elopers returned.....	1	1
Whole number treated.....	603	405	1,008	629	410	1,039
Discharged recovered.....	52	27	79	54	33	87
Discharged improved.....	37	39	76	39	41	80
Discharged unimproved.....	94	46	140	130	76	206
Died.....	39	29	68	40	28	68
Not insane.....	1	1	2	1	1
Whole number discharged.....	223	142	365	264	178	442
Remaining Sept. 30, 1893.....	380	263	643
Remaining Sept. 30, 1894.....	365	232	597
Daily average under treatment..	375	255	630	378	246	624

Statistical Tables

TABLE NO. 3.

Age of those admitted during the two years.

	1893.			1894.		
	Male.	Fe- male.	Total.	Male.	Fe- male.	Total.
Ten to fifteen years.....		1	1	1	2	3
Fifteen to twenty years.....	15	11	26	7	4	11
Twenty to twenty-five years.....	18	16	34	30	16	46
Twenty-five to thirty years.....	32	13	45	27	22	49
Thirty to thirty five years.....	50	19	49	42	22	64
Thirty five to forty years.....	29	19	48	31	25	56
Forty to fifty years.....	46	30	76	47	29	76
Fifty to sixty years.....	31	11	42	41	17	58
Sixty to seventy years.....	12	12	24	9	6	15
Seventy to eighty years.....	12	5	17	4	4	8
Over eighty years.....		3	3	3		3
Unknown.....	3	2	5	7		7
Total.....	228	142	370	249	147	396

TABLE NO. 4.

Civil condition of those admitted.

	1893.			1894.		
	Male.	Fe- male.	Total.	Male.	Fe- male.	Total.
Married.....	99	74	173	98	85	183
Single.....	105	49	154	128	49	177
Divorced.....	1		1	3	2	5
Widowed.....	17	17	34	14	10	24
Unknown.....	6	2	8	6	1	7
Total.....	228	142	370	249	147	396

Northern Hospital

TABLE NO. 5.

The degree of education of those admitted.

	1893.			1894.		
	Male.	Fe- male	Total.	Male.	Fe- male.	Total.
Collegiate.....	4	4	8	1	2	3
Good.....	19	12	31	11	8	19
Common.....	116	111	227	172	118	290
Limited.....	30	5	35
None.....	15	5	20	11	11	22
Unknown.....	44	5	49	54	8	62
Total	228	142	370	249	147	

Statistical Tables.

TABLE NO. 6.

Parentage of those admitted.

	1893.			1894.		
	Male.	Fe male.	Total.	Male.	Fe male.	Total.
African.....	1	1	1	1
American.....	27	27	54	30	21	51
American-English.....	1	1	3	2	5
Austrian.....	1	2	3
Belgium.....	2	4	6	1	1	2
Bohemian.....	7	5	12	3	7	10
Canadian.....	2	2	2	1	3
Canadian-French.....	1	1	2	2	2
Canadian Scotch.....	2	2
Canadian Irish.....	1	1	2
Danish.....	2	3	5	6	2	8
Dutch.....	5	2	7	3	1	4
English.....	3	3	6	8	6	14
English-German.....	1	1	2
English-Irish.....	1	1
English-Dutch-French-Scotch.....	1	1
English Scotch.....	1	1
Finland.....	2	2	2	1	3
French.....	4	2	6	5	2	7
French-German.....	2	1	3	1	1
French-Half-breed.....	1	1
French-Irish.....	1	1	2
French-Norwegian.....	1	1
French Swiss.....	1	1
German.....	78	50	128	78	49	127
German-Belgium.....	1	1
German-Dutch.....	1	1
Indian.....	1	1
Irish.....	34	17	51	30	15	45
Irish-American.....	1	1	2	2
Irish-Dutch.....	1	1
Irish-Scotch.....	1	1	1	1
Italian.....	2	2	1	1
Norwegian.....	14	5	19	16	9	25
Polish.....	2	2	4	5	2	7
Polish-Russian.....	1	1
Portuguese.....	1	1
Russian.....	2	1	3	1	1
Scotch.....	2	2	6	1	7
Scotch American.....	2	2
Swede.....	10	5	15	13	6	19
Swiss.....	1	1	1	1
Welsh.....	3	1	4	1	3	4
Welsh-English.....	1	1
Unknown.....	13	5	18	25	8	33
Total.....	228	142	370	249	147	396

Northern Hospital.

TABLE NO. 7.

Nativity of those admitted.

	1893			1894.		
	Male.	Fe- male.	Total.	Male.	Fe- male.	Total.
Austria	1	1	3	3	6
Australian	2	2
Belgium	3	3
Bohemian	5	3	8	3	6	9
Canada	6	4	10	18	4	22
Connecticut	1	1
Denmark	2	2	4	5	1	6
England	2	1	3	6	4	10
Finland	3	3	2	1	3
France	1	1
Germany	47	32	79	46	30	76
Holland	3	2	5	3	1	4
Illinois	2	2	1	3	4
Iowa	2	2
Ireland	14	8	22	8	5	13
Italy	1	1	1	1
Indiana	2	2	1	1	2
Louisiana	1	1
Maine	3	3
Maryland	1	1	1	1
Massachusetts	2	1	3	4	1	5
Michigan	1	2	3	4	2	6
Minnesota	2	1	3
Missouri	1	1	2
New Brunswick	1	1	2	2
New Foundland	1	1
New Hampshire	1	1	1	2
New Jersey	1	1
New York	15	11	26	1	11	25
Norway	10	3	13	1	6	16
Nova Scotia	1	1
Ohio	3	1	4	2	1	3
Pennsylvania	1	1	1	2	3
Poland	2	2	4	2	2	4
Prussia	3	3
Russia	3	1	4	1	1	2
Scotland	1	1	3	3
Sweedeen	11	4	15	12	6	18
Switzerland	2	1	3
United States	7	4	11	5	3	8
Vermont	2	2	2	2
Virginia	1	1
Wales	1	1	1	1	2
Wisconsin	74	52	126	66	44	110
Unknown	7	1	8	3	2	5
Total	228	142	370	249	147	396

*Statistical Tables.*TABLE NO. 8.
Occupation of those admitted.

	Male.	Fe- male.	Total.		Male.	Fe- male.	Total.
Attendant		1	1	Fireman	3		3
Baker	1		1	Farmer's daugh- ter		1	1
Blacksmith	2		2	Fortune-teller ..	2		2
Bookkeeper	2		2	Grain dealer	2		2
Bookkeeper and collector	1		1	Hardware mer- chant	1		1
Brakeman	2		2	Hatter	1		1
Brass-polisher ..	1		1	Hotel-keeper	1		1
Brewer	1		1	Housekeeper		40	40
Butcher	1		1	Housekeep'r and mid wife		1	1
Carpenter	10		10	Housewife		177	177
Capitalist	1		1	Insurance agent ..	1		1
Civil engineer ..	1		1	Laborer	161		161
Cigar-maker	3	1	4	Laborer and miner	1		1
Chimney-sweep ..	1		1	Laborer and sa- loon-keeper	1		1
Coal-heaver	1		1	Land hunter	1		1
Cook	1		1	Laundress		1	1
Coal and wood dealer and sa- loon-keeper	1		1	Lawyer	1		1
Corn doctor	1		1	Lake captain	2		2
Clerk	5	1	6	Livery stable keeper	1		1
Confectioner		1	1	Liv'ry keep'r and liquor dealer ..	1		1
Cooper	1		1	Lumberman	2		2
Domestic		28	28	Machinist	2		2
Draughtsman	1		1	Machine hand ..	1		1
Drayman	1		1	Machineagt. and collector	1		1
Dressmaker		2	2	Mason	4		4
Dressmaker and housekeeper		1	1	Mattress maker ..	1		1
Engineer	3		3	Merchant	1		1
Express messen- ger	1		1	Mechanic	1		1
Farmer	129		129	Metal polisher ..	1		1
Farmer and bar- ber	1		1	Milkman	1		1
Farmer and car- penter	1		1	Miller	3		3
Farmer and cooper	1		1	Millwright	1		1
Farmer and log- ger	1		1	Miner	2		2
Farmer and school-teacher ..	1		1	Miner and fisher	1		1
Farmer & miller	1		1	Miner and man- ufacturer	1		1
Filer	1		1	Moulder	3		3
				Music teacher ..	1	1	2

Northern Hospital.

TABLE NO. 8 — Continued.

Occupation of those admitted.

	Male.	Fe- male.	Total.		Male.	Fe- male.	Total.
Night watchm'n	1	1	Real estate deal'r	1	1
None	17	14	31	Tailor	2	2
Nurse	1	1	Teacher	5	5
Ore trimmer	1	1	Teamster	3	3
Pail-turner	1	1	Tinsmith	1	1
Painter	4	4	Teacher and law- yer	1	1
Physician	2	2	Tramp	1	1
Plumber	1	1	Veterinary sur- geon	2	2
Pop manuf'ct'r.	2	2	Washer woman	1	1
Prostitute	2	2	Woodsmen	5	5
Sailor	3	3	Unknown	20	3	23
Sawyer	1	1	Dyer	1	1
Sail'r and farm'r	1	1	Traveling man	3	3
Saloon-keeper	5	5	Waiter	1	1
Shoemaker	3	3	Wagon-maker	1	1
Scholar	3	6	9				
Stage driver	1	1				
Stone cutter	2	2				
Railroad man	2	2				
				Total	478	288	766

Statistical Tables.

TABLE NO. 9.

Form of insanity in those admitted.

	SEPT. 30, 1892, TO SEPT. 30, 1893.			SEPT. 30, 1893, TO SEPT. 30, 1894.			
	Male.	Fe- male.	Total.	Male.	Fe- male.	Total.	
Mania { Acute.....	23	23	46	26	14	40	
Mania { Chronic.....	20	16	36	15	8	23	
Melancholia { Acute.....	30	24	54	34	33	67	
Melancholia { Chronic.....	18	13	31	24	15	39	
Dementia { Primary.....	12	3	15	14	15	29	
Dementia { Terminal.....	14	11	25	12	7	19	
Dementia { Senile.....	14	9	23	10	8	18	
Paranoia.....	19	14	33	8	10	18	
Dementia paralytica.....	5	1	6	7	..	7	
Neurotic insanity {	Hysteria.....	3	3	1	11	12	
	Epilepsy.....	9	6	15	11	1	12
	Hypochondria.....	1	1	2	2	2	4
	Chorea.....
Toxic insanity {	Morphine.....	1	1	
	Alcohol.....	36	5	41	33	2	35
	Syphilis.....	3	..	3	8	..	8
Acute delusional insanity.....	9	1	10	17	7	24	
Secondary delusional insanity.....	2	7	9	9	6	15	
Circular insanity.....	1	..	1	
Periodical insanity.....	2	3	5	3	3	6	
Katatonias.....	2	1	3	
Dementia from coarse brain disease.....	4	1	5	7	2	9	
Idiocy.....	4	..	4	4	2	6	
Imbecility.....	1	1	2	1	..	1	
Other insane.....	1	..	1	
Total.....	228	142	370	249	147	396	

Northern Hospital.

TABLE NO.10.

Duration of insanity previous to admission.

	Male.	Female.	Total.		Male.	Female.	Total.
Two days.....	2	...	2	Two years.....	26	15	41
Three days.....	6	5	11	Three years....	13	6	19
Four days.....	5	2	7	Four years.....	6	9	15
Five days.....	4	4	8	Five years.....	11	6	17
Six days.....	2	1	3	Six years.....	7	4	11
One week.....	17	12	29	Seven years.....	3	5	8
Ten days.....	7	11	18	Eight years.....	4	4	8
Two weeks.....	21	21	42	Nine years.....	1	3	4
Three weeks.....	11	10	21	Ten years.....	9	5	14
One month.....	24	13	37	Eleven years....	1	1	2
Six weeks.....	8	12	20	Twelve years....	5	4	9
Two months.....	25	15	40	Fourteen years..	1	2	3
Three months.....	22	12	34	Fifteen years....	3	3	6
Four months.....	12	7	19	Sixteen years....	1	3	4
Five months.....	5	4	9	Eighteen years..	3	...	3
Six months.....	19	13	32	Twenty years....	3	2	5
Seven months.....	2	2	4	Thirty years....	...	2	2
Eight months.....	4	2	6	Forty years.....	2	...	2
Nine months.....	4	2	6	Forty six years..	...	1	1
Ten months.....	4	...	4	Unknown.....	122	36	158
One year.....	39	22	61	Several years....	...	2	2
Fifteen months.....	5	1	6				
Eighteen months.....	8	5	13	Total.....	477	289	766

Statistical Tables.

TABLE NO. 11.

Probable exciting cause of insanity in those admitted.

CAUSE.	Male.	Female.	Total.	CAUSE.	Male.	Female.	Total.
Alcohol.....	47	4	51	Lactation.....	...	1	1
Alcohol and syphilis...	1	...	1	La grippe	3	4	7
Anger.....	...	1	1	Masturbation	29	1	30
Apoplexy.....	1	...	1	Meningitis.....	1	...	1
Brain, organic disease.	9	...	9	Menstrual.....	...	2	2
Brain tumor.....	1	...	1	Nervous disease	6	5	11
Change of scene.....	1	...	1	Over work.....	8	10	18
Climaterium.....	...	8	8	Puberty.....	...	1	1
Congenital.....	1	1	2	Puerperal fever.....	...	22	22
Despondency.....	2	1	3	Religious excitement..	4	7	11
Diphtheria.....	1	...	1	Rheumatism.....	2	1	3
Disappointm't in love	2	8	10	Scarlet fever.....	1	...	1
Epilepsy.....	13	6	19	Scrofula	1	...	1
Erysipelas.....	1	1	2	Senility	4	1	5
Excess in venery.....	2	...	2	Spinal disease	1	1
Excitement	1	1	Spiritualism.....	3	5	8
Exhaustion.....	...	1	1	Surgical operation.....	...	1	1
Fever.....	1	...	1	Syphilis.....	4	...	4
Fright.....	1	4	5	Saturnism.....	1	...	1
Gonorrhoeal rheum...	1	...	1	Tobacco.....	2	...	2
Grief.....	8	5	13	Traumatism.....	21	1	22
Heredity.....	1	...	1	Trouble.....	35	25	60
Hysteria.....	...	1	1	Typhoid fever	4	5	9
Hystero epilepsy.....	...	1	1	Unknown.....	232	128	360
Ill health.....	6	10	16	Uterine disease.....	...	12	12
Insolation.....	8	...	8	Worry.....	4	2	6
Insomnia.....	2	...	2				
Jealousy.....	...	1	1				
Keeley cure.....	2	...	2				
				Total.....	477	289	766

Northern Hospital.

TABLE NO. 12.

Hereditary transmission in patients, and the insane relatives of those admitted.

	Male.	Fe- male.	Total.
Mother insane.....	17	17	34
Father insane.....	10	8	18
Brother insane.....	10	8	18
Sister insane.....	8	7	15
Aunt insane.....	6	9	15
Uncle insane.....	9	6	15
Cousin insane.....	10	4	14
Grandmother insane.....	1	2	3
Father and sister insane.....	1	2	3
Grandfather insane.....	3	2	5
Two cousins insane.....	3	1	4
Father and mother insane.....	1	1	2
Son insane.....	1	1	2
Mother and brother insane.....	5	1	6
Mother and sister insane.....	2	3	5
Father and two cousins insane.....	1	1	2
Father, aunt and two cousins insane.....	1	1	2
Mother and uncle insane.....	1	1	2
Mother and cousin insane.....	1	1	2
Uncle, aunt and brother insane.....	1	1	2
Grandmother and aunt.....	1	1	2
Granduncle insane.....	1	1	2
Cousin and brother insane.....	1	1	2
Uncle and brother insane.....	1	1	2
Great-grandmother and two 2d cousins.....	1	1	2
Mother, two sisters, brother, aunt and two cousins insane.....	1	1	2
Sister and aunt insane.....	1	1	2
Nephew insane.....	1	1	2
Second cousin insane.....	1	1	2
Three sisters insane.....	1	1	2
Daughter insane.....	2	1	3
Grandmother, sister, uncle and two children insane.....	1	1	2
Brother and niece insane.....	1	1	2
Two aunts and brother insane.....	1	1	2
Aunt and cousin insane.....	1	1	2
Half brother insane.....	1	1	2
Niece and cousin insane.....	1	1	2
Relatives insane.....	3	1	4
Sister and brother insane.....	3	1	4
Grandmother, two uncles and father insane.....	1	1	2
Grandfather, cousin and 2d cousin insane.....	1	1	2
Grandfather, uncle and two brothers insane.....	1	1	2
Grandmother and uncle insane.....	1	1	2
Aunt, cousin and brother insane.....	1	1	2
Whole family insane.....	1	1	2
Total.....	105	93	198

Statistical Tables.

TABLE NO. 13.

Hereditary predisposition in those admitted who threatened or attempted suicide or homicide.

	Attempted homicide.		Attempted suicide.		Threatened suicide and homicide.		Attempted suicide and homicide.		Threatened homicide.		Threatened suicide.		Attempted suicide and threatened homicide.		Attempted homicide and threatened suicide		Total.
	M	F	M	F	M	F	M	F	M	F	M	F	M	F	M	F	
Mother.....			2	1			2		3		1		1				10
Son.....				1			1										2
Father.....									2								2
Daughter.....			1														1
Brother.....	2			1					2	1					1		7
Sister.....					1				4				1	1			7
Cousins.....	1		2	1					1								5
Mother, two sisters, two cousins, aunt and brother.....											1						1
One cousin.....				1													1
Mother and brother.....							1					1					2
Father and sister.....							1										1
Aunt.....		1							2	1	1	2		1			8
Two aunts and brother.....									1								1
Grandmother.....		1							1								1
Niece and cousin.....									1								1
Mother and sister.....					1						1						2
Uncle.....	1		2	2					1	1	1						8
Granduncle.....				1													1
Cousin and brother.....											1						1
Sister and aunt.....									1								1
Father and two cousins.....				1													1
Aunt, uncle and brother.....				1													1
Grandfather, uncle and two brothers.....				1													1
Grandfather and two cousins.....									1								1
Grandmother and sister.....											1						1
Grandmother and uncle.....	1																1
Nephew.....										1							1
Relatives.....		1	1														2
Grandmother, father and two uncles.....																1	1
Total.....	5	3	8	11	2		4	1	17	5	4	7		3	2	1	73

Northern Hospital.

TABLE NO. 14.

Form of insanity in those who recovered.

	SEPT. 30, '92 TO SEPT 30, '93.			SEPT. 30, '93 TO SEPT. 30, '94.			GRAND TOTAL.		
	Male.	Female.	Total.	Male.	Female.	Total.	Male.	Female.	Total.
Acute mania.....	11	6	17	9	10	19	20	16	36
Chronic mania....	3	...	3	4	...	4	7	...	7
Acute meloncholia	12	11	23	10	11	21	22	22	44
Chronic meloncholia	2	3	5	3	1	4	5	4	9
Primary dementia.....	3	1	4	2	1	3	5	2	7
Paranoia.....	1	...	1	1	...	1	2	...	2
Recurrent insanity.....	1	...	1	...	1	1	1	1	2
Neurotic { Hysteria.....	1	5	6	1	5	6
Insanity { Epilepsy.....	1	...	1	1	...	1
{ Hypochondriasis.....
Toxic { Morphine.....
Insanity { Alcohol.....	12	4	16	16	1	17	28	5	33
{ Syphilis.....	1	...	1	1	...	1
Acute delusional insanity.....	7	2	9	6	3	9	13	5	18
Total	52	27	79	54	33	87	106	60	166

Statistical Tables.

TABLE NO. 15.

Cause of insanity in those who recover.

	Male.	Female.	Total.
Alcohol and morphine	1	1
Alcohol, opium and bad habits.	1	1
Alcohol and sickness	1	1
Climacterium	2	2
Delerium tremens and insolation.	1	1
Death of wife	1	1
Disease of ear	1	1
Disappointment	1	1
Domestic trouble	4	2	6
Domestic trouble and alcohol	1	1
Erysipelas	1	1
Exhaustion	1	1
Fright	1	1
Grief	2	1	3
Hard work, lactation, and ill use by husband.	1	1
Ill health	1	1
Injury to head	1	1
Insolation	2	1	3
Intemperance	15	2	17
Jealousy	1	1
La grippe	1	1
Love affair	2	2
Masturbation	3	3
Menstrual trouble	4	4
Over study	1	1
Overwork	1	4	5
Puerperal trouble	8	8
Religious excitement	2	1	3
Sickness	2	2
Sickness and fright	1	1
Surgical operation	1	1
Syphilis	1	1	2
Tobacco, excessive use of	2	2
Traumatism	3	3
Trouble	4	1	5
Typhoid fever	2	2
Unknown	54	17	71
Uterine disease	2	2
Worry	1	1	2
Total	106	60	166

Northern Hospital.

TABLE NO. 16.

Those who threatened or attempted homicide, etc.

	SEPT. 30, '92 TO SEPT. 30, '93.			SEPT. 30, '93 TO SEPT. 30, '94.			GRAND TOTAL		
	Male.	Female.	Total.	Male.	Female.	Total.	Male.	Female.	Total.
Attempted suicide.....	10	19	29	23	16	39	33	35	68
Threatened suicide.....	9	8	17	6	12	18	15	20	35
Attempted homicide.....	29	5	34	9	6	15	38	11	49
Threatened homicide.....	25	11	46	51	13	64	86	24	110
Attempted homicide and suicide.....	9	4	13	3	2	5	12	6	18
Threatened homicide and suicide.....	4	4	7	4	11	11	4	15
Homicide.....	1	1	1	1
Attempted suicide and threatened homicide.....	4	2	6	4	5	9	8	7	15
Attempted homicide and threatened suicide.....	2	2	2	2
Total.	103	49	152	103	58	161	206	107	313

Statistical Tables.

TABLE NO. 17.

Duration of insanity in those who died.

	SEPT. 30, '92 TO SEPT. 30, '93.			SEPT. 30, '93 TO SEPT. 30, '94.			GRAND TOTAL.		
	Male.	Female.	Total.	Male.	Female.	Total.	Male.	Female.	Total.
Between 1 and 2 weeks	1	1	...	1	1
Between 2 and 3 weeks	2	...	2	1	2	3	3	2	5
Between 3 and 4 weeks	1	1	1	1
Between 1 and 3 months	1	5	6	3	1	4	4	6	10
Between 3 and 6 months	2	5	7	4	2	6	6	7	13
Between 6 and 12 months	5	2	7	8	6	14	13	8	21
Between 1 and 2 years	6	2	8	6	1	7	12	3	15
Between 2 and 3 years	5	2	7	2	1	3	7	3	10
Between 3 and 4 years	5	3	8	2	1	3	7	4	11
Between 4 and 5 years	1	...	1	1	...	1
Between 5 and 6 years	1	2	3	1	2	3
Between 6 and 7 years	1	1	2	1	1	2
Between 7 and 8 years	1	...	1	...	1	1	1	1	2
Between 8 and 10 years	2	...	2	1	3	4	3	3	6
Between 10 and 12 years	1	1	2	...	2	2	1	3
Between 12 and 15 years	1	1	2	1	1	2	2	2	4
Between 15 and 20 years	1	...	1	1	...	1
Between 20 and 25 years	1	...	1	...	1	1	1	1	2
Many years	1	3	4	...	1	1	1	4	5
Unknown	5	2	7	8	5	13	13	7	20
Total	39	29	68	40	28	68	79	57	136

Northern Hospital.

TABLE NO. 18.

Duration of insanity before admission, and time under treatment of those who recovered.

DURATION BEFORE ADMISSION.	Sex.	TIME UNDER TREATMENT.										Total.
		Three months or less.	Six months or less.	Nine months or less.	One year or less.	Twenty months or less.	Two years or less.	Thirty months or less.	Three years or less.	Five years or less.	Nine years or less.	
One week or less	M.....	2	4	1		1				1		9
	F.....	1	3	1	1							6
Three weeks or less.....	M.....	2										5
	F.....	5	6	2	1		1					15
Six weeks or less.....	M.....	2	2	1								10
	F.....	1	2		1	1						4
Eight weeks or less	M.....	1										2
	F.....	1		1								2
Three months or less.....	M.....	3	2									8
	F.....	2	1	1								4
Six months or less	M.....	9	3	1	1							13
	F.....	2	2		1				1			7
Nine months or less	M.....	3	3	3								9
	F.....	1	3	3								7
Twelve months or less	M.....	3	3	1	2		1					10
	F.....	1	1	1								4
Fifteen months or less.....	M.....	2			2							4
	F.....	2										4
Two years or less	M.....	1		1		2						4
	F.....		1	1	1	1						4
Three years or less.....	M.....	1		1								2
	F.....	1		1			1					3
Five years or less	M.....	1	2			2		1				6
	F.....	1										1
Ten years or less.....	M.....					1			1			2
	F.....											
Twenty years or less.....	M.....		1									1
	F.....											
Unknown	M.....	16	3	4	2	1		1				27
	F.....	1										1
Total	M.....	51	21	15	5	8	1	2	2	1	1	166
	F.....	19	19	11	7	1			1			

Statistical Tables.

TABLE NO. 19.

CAUSE OF DEATH.	Sex.	AGE AT TIME OF DEATH.													Unknown.	Total.	
		15 to 20 years.	20 to 25 years.	25 to 30 years.	30 to 35 years.	35 to 40 years.	40 to 45 years.	45 to 50 years.	50 to 55 years.	55 to 60 years.	60 to 65 years.	65 to 70 years.	70 to 75 years.	80 to 85 years.			85 to 90 years.
Acute delirium...	M. F.	1	1
Acute enteritis	M. F.	1	1	2
Anæmia...	M. F.	1	1
Asthenia...	M. F. 1	2 1	3 3	1 1	2 1	1 1 1	10 8
Cardiac paresis	M. F.	1	1	2	1	1	6
Cerebral apoplexy	M. F. 1	1	1 1	1 1	2	5 3
Cerebral hemorrhage	M. F. 1 1 1 1	1 3
Cyst of Cerebellum	M. F.	1	1
Diabetes...	M. F. 1	1
Diphtheria...	M. F.	1 1	1 1
Dysentery...	M. F. 1	1
Enteric fever	M. F.	2	2	1	5
Enteric fever and meningitis	M. F. 1	1
Erysipelas...	M. F. 1 1	2
Exhaustion from acute melancholia	M. F. 1 1	2
Exhaustion from dementia paralytica...	M. F. 1 1 1 1	4
Exhaustion from diarrhoea	M. F. 1 2 1 1	3 3

Northern Hospital.

TABLE NO. 19—Continued.

CAUSE OF DEATH.	Sex.	AGE AT TIME OF DEATH.														Total.	
		15 to 20 years.	20 to 25 years.	25 to 30 years.	30 to 35 years.	35 to 40 years.	40 to 45 years.	45 to 50 years.	50 to 55 years.	55 to 60 years.	60 to 65 years.	65 to 70 years.	70 to 75 years.	80 to 85 years.	85 to 90 years.		Unknown.
Epilepsy	M. F. 1	2	2 2	4 3	
Exhaustion from primary dementia	M. F. 1	1	
Exhaustion from mania	M. F. 1	2 1	4 7	
Exhaustion senile	M. F.	3 2	1 3 1	4 7	
Gangrene of lung.	M. F.	1	1	
Gastralgia.	M. F.	1	1	
Inanition.	M. F. 1	1	1 1	
La Grippe.	M. F. 1	1	
Meningitis.	M. F. 1	1	1	2 1	
Nephritis.	M. F.	1 1	1	3	
Organic disease of heart	M. F. 1 2	2 1	
Pachymeningitis hemorrhagica.	M. F. 1	1	
Perniciou anæmia.	M. F. 1	1	
Peritonitis.	M. F.	1	1	
Phthisis pulmonalis.	M. F.	4 4	2 3	1 1	1 1 2	10 9	
Pneumonia.	M. F.	1 1	1 1 1	1	3 3	
Pulmonary hemorrhage.	M. F. 1 2	2 1	
Strangulation.	M. F.	1 1	2	
Stricture of œsophagus and inanition.	M. F.	1	1	
Total		5	10	19	14	11	20	11	12	9	7	6	3	4	3	2	136

Statistical Tables.

TABLE No. 20.

[illegible]

Northern Hospital.

TABLE No 20—Continued.

CAUSE OF DEATH.	FORM OF INSANITY WHEN ADMITTED.																					
	Sex.	Alcohol.	Acute delerium.	Acute delerium insanity.	Acute mania.	Chronic mania.	Acute-melancholia.	Chronic melancholia.	Circular insanity.	Coarse brain disease.	Dementia paralytica.	Epileptic mania.	Hypochondriasis.	Hysteria.	Imbecie.	Paranoia.	Periodical insanity.	Primary dementia.	Terminal dementia.	Senile dementia.	Syphilis.	Total.
Nephritis	M.	2								1												3
	F.		1	1																		2
Organic disease of heart	M.																					1
	F.		1									1										1
Pachymeningitis hemorrhagica	M.																					
	F.																					
Pernicious anaemia	M.																					
	F.																			1		1
Peritonitis.....	F.																			1		1
	F.																					
Phthisis pulmonalis	M.					1	2	1	1		1					3		2	2			10
	F.																	1	1			9
Pneumonia.....	M.						1	1											1	1		3
	F.					1						1										3
Pulmonary hemorrhage	M.						1				1								1			2
	F.						1															1
Strangulation	M.																1					2
	F.							1														1
Stricture of oesophagus and i n a n i t i o n.....	M.								1													
	F.																					
Total		6	2	1	1	1	9	13	12	1	10	10	14	1	1	9	2	5	10	18	1	136

Statistical Tables.

TABLE NO. 21.

Condition at last discharge of patients discharged who have had more than one attack.

NUMBER OF PREVIOUS ATTACKS.	CONDITION AT LAST DISCHARGE.												GRAND TOTAL.		
	Recovered.			Improved.			Un- improved.			Unknown.					
	Male.	Female.	Total.	Male.	Female.	Total.	Male.	Female.	Total.	Male.	Female.	Total.	Male.	Female.	Total.
One previous attack	12	6	18	7	8	15	9	11	20	1	...	1	29	25	54
Two previous attacks	5	4	9	5	4	9	4	4	8	14	12	26
Three previous attacks	1	1	1	1
Four previous attacks	...	1	1	1	1	2	2
Many previous attacks	4	4	...	2	1	3	2	7
Total	17	11	28	12	17	29	15	17	32	1	...	1	45	45	90

TABLE NO. 22.

Condition at the last discharge of patients admitted during the period who have had more than one attack.

NUMBER OF PREVIOUS ATTACKS.	CONDITION AT LAST DISCHARGE.												GRAND TOTAL.		
	Recovered.			Improved.			Un- improved.			Unknown.					
	Male.	Female.	Total.	Ma'le.	Female.	Total.	Male.	Female.	Total.	Male.	Female.	Total.	Male.	Female.	Total.
One previous attack.	21	10	31	4	5	9	2	...	2	1	...	1	28	15	43
Two previous attacks	3	7	10	5	1	6	1	1	2	9	9	18
Three previous at- tacks.....	1	1	2	1	1	2
Four previous at- tacks.....	...	1	1	1	1
Many previous at- tacks.....	2	1	3	2	2	4	1	1	2	5	4	9
Total	27	20	47	11	8	19	3	1	4	2	1	3	43	30	73

Northern Hospital.

TABLE No. 23.

Showing number of patients in the Northern Hospital for the Insane, from the several counties, and from the state at large, September 30, 1894.

Ashland.....	34	Marquette	10
Bayfield.....	7	Milwaukee	1
Brown	30	Oconto	13
Calumet	9	Oneida	9
Chippewa	29	Outgamie	22
Dodge	27	Ozaukee	15
Door	6	Portage	17
Douglas.....	27	Price.....	6
Eau Claire	4	Racine	15
Florence	6	Shawano	9
Fond du Lac	20	Sheboygan	22
Green Lake.....	16	Taylor	5
Iron	4	Washington....	14
Jefferson	30	Waukesha	32
Kenosha	6	Waupaca.....	16
Kewaunee.....	7	Wau-hara.....	12
Langlade	4	Winnebago	24
Lincoln	7	Wood	6
Manitowoc.....	13	State at large.....	39
Marathon	9		
Marinette	15	Total	597

Matron's Report.

MATRON'S REPORT,

*Articles made in the Northern Hospital for the Insane from Oct.
1, 1892, to Oct. 1, 1894.*

Aprons.....	1,270	Mattress ticks.....	118
Apron strings.....	207 yds.	Night dresses.....	590
Basques.....	10	Napkins.....	72
Billiard table spreads.....	2	Pillow cases.....	800
Boiler covers.....	5	Pillow ticks.....	133
Bed spreads.....	298	Pillow shams.....	2 pr.
Chemises.....	755	Rugs.....	3
Clothes curtains.....	50	Shirts.....	1,137
Cooks' caps.....	12	Skirts.....	850
Chair cushions.....	9	Sheets.....	2,119
Coffee sacks.....	18	Straw ticks.....	293
Clothes bags.....	3	Stand spreads.....	52
Canvas mittens.....	4 pr	Straight suits.....	11
Carriage cover.....	1	Shoes.....	3 pr.
Comforter.....	1	Sheet shams.....	2
Cheese cloth dusters.....	18	Sofa pillow cover.....	1
Cheese cloth curtains.....	23 pr.	Sun bonnets.....	122
Drawers.....	1,670 pr.	Table cloths.....	271
Dresses.....	1,105	Towels.....	2,400
Dresses (strong).....	72	Underwaists.....	15
Holders.....	472	Wrappers.....	961
Jackets.....	48	Window curtains.....	2,094

Northern Hospital.

STATEMENT OF CURRENT EXPENSE FUND—1893.

1892.				
Oct.	1	Balance		\$41,934 00
1893.				
Jan.	1	From counties		49,157 59
April	15	Appropriation, chap. 152, laws of 1893.		155,000 00
Sept.	30	Steward, for board and clothing patients.....		813 63
		Steward, for sundries.....		3,052 15
1893.				
July	19	Transferred for expenses of Board of Control.....	\$4,806 06
Sept.	30	Paid on account of current expenses this year	126,578 43
		Bal. appropriation in state treasury	\$120,366 89
		Bal. in hands of steward....	100 61
			\$120,467 50
		Less overdraft on treasurer of institution.....	1,894 62	118,572 88
			\$249,957 37	\$249,957 37

STATEMENT OF CURRENT EXPENSE FUND—1894.

1893.				
Oct.	1	Balance		\$118,572 88
1894.				
Jan.	1	From counties		53,149 05
Sept.	30	Steward, for board and clothing patients.....		797 72
		Steward, for sundries.....		3,208 48
1894.				
July	9	Transferred for expenses of Board of Control.....	\$4,806 06
Sept.	30	Paid on account of current expenses this year	121,145 41
Sept.	30	Bal. appropriation in state treasury	\$47,023 36
		Bal. in hands of the treasurer of institution	2,651 36
		Bal. in hands of steward of institution.....	101 94	49,776 66
			\$175,728 13	\$175,728 13
1894.				
Oct.	1	Balance		\$49,776 66

Special Appropriation Funds.

STATEMENT OF SPECIAL APPROPRIATION FUNDS.

CLASSIFIED ITEMS.	Balance available Oct. 1, '92.	Appropri- ations 1893.	Covered back into state treasury.	Expended during biennial period.	Balance available Sept. 30, 1894.
Watertower and res- ervoir and making necessary connec- tions.....	\$512 86	\$512 86
Roof section of north wing	\$2,000 00	\$1,433 95	\$566 05
Repairs to sewer....	1,500 00	1,500 00
Totals.....	\$512 86	\$3,500 00	\$512 86	\$1,433 95	\$2,066 05

Northern Hospital,

STATEMENT OF

At the Northern Hospital for the Insane

CLASSIFIED ITEMS.	Inventory September 30, 1892.	Purchased during the year.	Trans- ferred to this ac- count.	Total.
Amusements.....	\$1,902 56	\$537 18		\$2,439 69
Barn, farm and garden.	19,216 77	1,439 18	\$152 80	20,808 75
Clothing.....	2,588 65	7,535 86		10,124 01
Discharged patients.....		215 52		215 52
Discount.....				
Drug and medical dep't.	813 32	819 97		1,633 29
Engine and boilers.....	23,798 07	230 85		24,028 92
Elopers.....		74 04		74 04
Freight and express not classified.....		44 25		44 25
Fire apparatus.....	2,739 65	283 11		3,022 76
Fuel.....	5,480 73	21,636 52		27,117 25
Furniture.....	11,938 63	163 44		12,102 07
Gas and other lights ...	2,303 41	1,823 59		4,127 00
Hides and pelts.....			1,214 86	1,214 86
House furnishing.....	23,158 03	5,005 79	750 00	28,913 82
Laboratory.....	1,662 72			1,662 72
Laundry.....	2,735 61	540 92	435 45	3,711 98
Library.....	2,470 00	134 29		2,604 29
Machinery and tools....	2,331 83	46 96		2,378 79
Miscellaneous.....	371 25	615 99		987 24
Officers' expenses.....		147 25		147 25
Printing, postage, sta- tionery and telegraph.	286 13	602 02		888 15
Real estate including buildings etc.....	740,005 55		111 12	740,116 67
Repairs and renewals...	682 72	2,205 10		2,887 82
Restraints.....	6 90			6 90
Scraps.....			81 72	81 72
Special attendance.....			289 95	289 95
Subsistence.....	3,967 19	41,671 72	8,931 37	54,570 28
Surgical instruments and appliances.....	398 03	28 28		426 31
Tobacco.....	22 42	433 10		455 52
Wages and Salaries.....		40,368 13		40,368 13
Hennery.....		111 12		111 12
Total.....	\$848,880 17	\$126,713 63	\$11,967 27	\$987,561 07
Discounts.....		135 20		
		\$126,578 43		871,079 18
Net expenses.....				\$116,481 89

Add amount assigned to this institution, and set apart by the Secretary of

*Current Expenses,***CURRENT EXPENSES.***for the fiscal year ending September 30th, 1893.*

Inventory September 30, 1893	Cash re- ceived on this acc't.	Transferred from this account.	Total.	Gained.	Expended.
\$1,951 87			\$1,951 87		\$487 82
20,171 88	\$293 65	\$9,681 37	30,146 90	\$9,338 15	
3,771 74	183 88		3,955 12		6,168 89
					215 52
		135 20	135 20	135 20	
654 87	8 05		662 92		970 37
23,938 91			23,938 91		90 01
					74 04
	1 35		1 35		42 90
2,725 35			2,725 35		297 41
10,348 38	238 23	152 80	10,739 41		16,377 84
12,013 70			12,013 70		88 37
2,358 09	8 50		2,366 59		1,760 41
	1,314 86		1,214 86		
23,326 35	21 90		23,348 25		5,565 57
1,649 06			1,649 06		13 66
2,745 82			2,745 82		966 16
2,499 83			2,499 83		104 46
2,347 66			2,347 66		31 13
309 50	326 50		636 00		351 24
					147 25
267 13	12 12		279 25		608 90
740,116 67			740,116 67		
777 41	29 08	81 72	888 21		1,999 61
6 90			6 90		
	81 72		81 72		
	289 95		289 95		
3,542 46	185 27	1,650 31	5,378 04		49,192 24
390 92			390 92		35 39
10 06			10 06		445 46
	157 59	289 95	447 54		39,920 59
		111 12	111 12		
\$855,924 56	\$3,052 15	\$12,102 47	\$871,079 18	\$9,473 35	\$125,955 24
					9,473 35
					\$116,481 89
State for salaries and expenses of the Board of Control					4,806 06
					\$121,287 95

Northern Hospital.

STATEMENT OF

At the Northern Hospital for the Insane

CLASSIFIED ITEMS.	Inventory September 30, 1893.	Purchased during the year.	Trans- ferred to this ac- count.	Total.
Amusements.	\$1,951 87	\$324 04		\$3,275 91
Barn, farm and garden.	20,171 88	1,571 27	\$145 20	21,888 35
Clothing.	3,771 74	6,238 54		10,010 28
Discharged patients.		183 75		183 75
Discount				
Drug and medical dept.	654 87	1,103 85		1,758 72
Engines and boilers.	23,938 91	1,079 02		25,017 93
Elopers.		100 89		100 80
Freight and express (not classified).		23 50		23 50
Fire apparatus.	2,725 35	14 25		2,739 60
Fuel.	10,343 33	15,335 02	200 00	25,883 40
Furniture.	12,013 70	158 63		12,172 33
Gas and other lights.	2,358 09	2,379 66		4,737 75
Hides and pelts.			1,208 46	1,208 46
House furnishing.	23,326 35	4,235 01	900 00	28,461 36
Laboratory.	1,649 06			1,649 06
Laundry.	2,745 82	460 62	279 70	3,486 14
Library.	2,499 83	86 50		2,586 33
Machinery and tools.	2,347 66	85 18		2,432 84
Miscellaneous.	309 50	533 69		843 19
Officers' expenses.		253 69		253 69
Printing, postage, sta- tionery and telegraph	267 13	649 56		916 69
Real estate, including buildings, etc.	740,116 67	4,517 86	266 69	744,901 22
Repairs and renewals.	777 41	1,978 96		2,756 37
Restraints.	6 90	9 00		15 90
Scraps.			74 45	74 45
Special attendance.			303 40	303 40
Subsistence.	3,542 46	38,770 88	10,299 22	52,612 56
Surgical instruments and appliances.	390 92	56 52		447 44
Tobacco.	10 06	474 27		484 33
Wages and salaries.		40,360 25		40,360 25
New pump house.		70 87		70 87
Coal shed addition.		195 82		195 82
Totals.	\$855,924 56	\$121,251 01	\$13,677 12	\$990,852 69
Discounts.		105 60		
		\$121,145 41		874,695 91
Net expenses.				\$116,156 78

Add amount assigned to this institution and set apart, by the Secretary of

STATE BOARD OF CONTROL.

121

Current Expenses.

CURRENT EXPENSES.

for the fiscal year ending September 30, 1894.

Inventory September 30, 1894.	Cash re- ceived on this account	Transferred from this account.	Total.	Gained.	Expended.
\$1,914 91	\$32 57		\$1,947 48		\$328 43
19,753 69	268 98	\$11,399 22	31,421 89	\$9,533 54	6,183 36
3,671 37	155 55		3,826 92		183 75
		105 60	105 60	105 60	1,053 34
698 67	6 71		765 38		604 35
24,388 58	25 00		24,413 58		100 80
					23 50
2,732 38			2,732 38		7 22
8,207 78	55 73	145 20	8,408 71		17,474 69
11,961 27			11,941 27		211 06
2,475 63	283 00		2,763 63		1,974 12
	1,208 46		1,208 46		
22,952 47	24 34		22,976 81		5,484 55
1,609 26			1,609 26		39 80
2,816 26			2,816 26		669 88
2,513 83			2,513 83		72 50
2,239 01			2,239 01		193 83
271 33	567 50		838 83		4 36
					253 69
297 87	3 15		301 02		615 67
744,901 22			744,901 22		
875 61	23 80	74 45	973 86		1,732 51
13 65			13 65		2 25
	74 45		74 45		
	303 40		303 40		
2,989 62	40 45	1,488 16	4,518 23		48,094 33
391 57			391 57		55 87
28 73	23		28 96		455 37
	130 16	303 40	433 56		39,926 69
		70 87	70 87		
		195 82	195 82		
\$857,704 71	\$3,208 48	\$13,782 72	\$874,695 91	\$9,639 14	\$125,795 92
					9,639 14
					\$116,156 78
					4,806 06
					\$120,962 84

State for salaries and expenses of the Board of Control.

Northern Hospital.

STATEMENT OF MONEYS RECEIVED AT THE INSTITUTION.

CLASSIFICATIONS.	Year end- ing Sept. 30, 1893.	Year end- ing Sept. 30, 1894.
Amusements,.....		\$32 57
Barn farm and garden.....	\$293 65	268 98
Board and clothing of patients.....	813 63	797 72
Clothing.....	183 38	155 55
Drug and medical department.....	8 05	6 71
Engine and boilers.....		25 00
Freight and express.....	1 35	
Fuel.....	238 23	55 73
Gas and other lights.....	8 50	288 00
Hides, pelts and tallow.....	1,214 86	1,208 46
House furnishing.....	21 90	24 34
Miscellaneous ..	326 50	567 50
Printing, postage, stationery and telegraph.....	12 12	3 15
Repairs and renewals.....	29 08	23 80
Scraps.....	81 72	74 45
Special attendants.....	289 95	303 40
Subsistence.....	185 27	40 45
Tobacco		23
Wages and salaries.....	157 59	130 16
Totals	\$3,865 78	\$4,006 20

Moneys Received.

CASH TAKEN FROM PATIENTS FOR SAFE KEEPING.

On hand October 1, 1892.....	\$989 26
Received during the two years.....	800 55
Total.....	\$1,789 81
Returned to patients or their representatives.....	912 56
Balance in hands of steward Oct 1, 1894.....	\$877 25

CASH DEPOSITED TO BE EXPENDED FOR BENEFIT OF PATIENTS.

On hand October 1, 1892.....	\$903 78
Received during the two years.....	1,830 79
Total.....	\$2,734 57
Expended for benefit of patients.....	2,002 83
Balance in hands of steward October 1, 1894.....	\$731 74

During the biennial period the relatives and friends of patients contributed for their use and pleasure clothing and other property to the value of \$7,843.07.

Northern Hospital.


FARM AND GARDEN PRODUCTS.

ARTICLES.	FOR THE YEAR ENDING SEPTEMBER 30, 1893.		FOR THE YEAR ENDING SEPTEMBER 30, 1894.	
	Quantity.	Value.	Quantity.	Value.
Asparagus.....	2,021 bunches	\$101 05	3,215 bunches	\$160 75
Beef.....	3,200 lbs., (3hd.)	309 50	1,150 lbs., (1 hd.)	40 25
Beans, Lima.....	37½ bu.	56 63	32½ bu.	49 13
Beans, string.....	48½ bu.	73 13	20½ bu.	30 19
Beets.....	281½ bu.	207 01	217½ bu.	161 53
Beet tops.....	18 bu.	12 60	76½ bu.	53 55
Cabbage, early..	4,182 hd.	209 10	2,945 hd.	147 25
Cabbage, winter.	3,379 hd.	165 95	8,110 hd.	324 40
Calves.....	48 hd.	52 00	40 hd.	109 00
Carrots.....	335½ bu.	255 58	327½ bu.	232 73
Cauliflower.....	92 hd.	9 20	244 hd.	24 40
Celery.....	3,521 bunches	88 03	2,612 bunches	105 28
Chickens.....	86	11 88
Corn, green.....	211½ bu.	211 50	133 bu.	133 00
Corn, dry.....	3,844 bu.	1,728 00	1,100 bu.	495 00
Corn stalks.....	116 tons	696 00	60 tons	360 00
Cucumbers.....	134½ bu.	134 75	63½ bu.	63 50
Currants.....	173 qts.	21 63	176 qts.	22 00
Eggs.....	27½ doz	39	715½ doz.	97 17
Grapes.....	40½ bu.	81 50	34½ bu.	69 50
Hay.....	210 tons	2,100 00	205 tons	2,050 00
Horse radish.....	9 bu.	13 50	6½ bu.	9 76
Ice.....	60 cords	60 00	100 cords	100 00
Lard.....	3,841 lbs.	499 33	5,440 lbs.	707 20
Lettuce.....	4,581 bunches	229 05	4,970 bunches	248 50
Mangel wurzel..	4,569 bu.	1,142 25	3,043 bunches	760 75
Milk.....	121,728 qts	3,651 84	98,860 qts.	2,965 80
Oats.....	3,620 bu.	1,086 00	4,867 bu.	1,557 44
Oat straw.....	125 tons	750 00	150 tons	900 00
Onions, green...	1,837 bunches	91 85	4,510 bunches	225 50
Onions, dry.....	560½ bu.	396 60	527½ bu.	433 65
Parsley.....	70 bunches	3 50	18 bunches	90
Parsnips.....	250 bu.	75 00	360 bu.	180 00
Peas.....	134½ bu.	134 25	107½ bu.	107 50
Peppers.....	54 doz.	7 20
Pigs.....	202 hd.	838 60	198 hd.	1,019 00
Pork.....	18,808 lbs, (87hd.)	1,829 40	18,575 lbs. (91hd.)	1,857 50
Potatoes.....	1,339 bu.	878 50	655½ bu.	566 53
Radishes.....	2,892 bunches	144 60	599 bunches	29 95
Rhubarb.....	2,160 bunches	87 22	3,665 bunches	183 25
Rutabagas.....	939½ bu.	437 55	149½ bu.	100 55
Rye.....	116 bu.	53 00
Sage.....	315 bunches	12 60

Farm and Garden Products.

FARM AND GARDEN PRODUCTS—Continued.

ARTICLES.	FOR THE YEAR ENDING SEPTEMBER 30, 1893.		FOR THE YEAR ENDING SEPTEMBER 30, 1894.	
	Quantity.	Value.	Quantity.	Value.
Salsify	50 bu.	\$50 00	72 bu.	\$72 00
Savory	94 bunches	4 70
Spinage	44 bunches	17 60	90 bunches	4 50
Squash, summer.	3,159 lbs.	63 18
Squash, winter.	4,740 lbs.	142 20	7,660 lbs.	177 48
Strawberries ...	1,508 qts.	188 50	877 qts.	109 63
Thyme	152 bunches	7 60	142 bunches	7 10
Tomatoes	621½ bu.	684 25	367½ bu.	385 39
Wood	50 cords	200 00
Total		\$19,843 42	Total	\$17,708 41



Wisconsin School for the Deaf.

SIXTH BIENNIAL REPORT
OF THE
Wisconsin School for the Deaf
FOR THE
Two Fiscal Years Ending September 30, 1894.

OFFICERS AND TEACHERS.

JOHN W. SWILER, M. A.,	-	-	-	-	-	-	-	SUPERINTENDENT AND STEWARD
M. C. CLARKE,	-	-	-	-	-	-	-	TREASURER
CHARLES M. TALLMAM,	-	-	-	-	-	-	-	CLERK
S. M. MONTGOMERY,	-	-	-	-	-	-	§	MATRON
TILLIE CANNAN,	-	-	-	-	-	-	-	ASST. MATRON AND GIRLS' SUPERVISOR
JOSEPH E. WACHUTA,	-	-	-	-	-	-	-	BOYS' SUPERVISOR

MANUAL DEPARTMENT.

TEACHERS.

EDWARD E. CLIPPINGER, M. A.,
 J. SCHUYLER LONG, A. B.,
 WILLIAM F. GRAY,

WARREN ROBINSON, M. A.,
 JAMES J. MURPHY, A. B.,
 THOMAS HAGERTY, A. B.,

ELENORE G. McCOY.

ORAL DEPARTMENT.

TEACHERS.

ALLIE I. HOBART,
 ELIZABETH G. PHOENIX,
 CLARA J. MAKLEM,

IVA C. PEARCE, B. S.,
 AGNES STEINKE,
 MARGARET J. STEVENSON,

SETH W. GREGORY, A. B.,

ART DEPARTMENT.

LILLIE M. SORRENSEN,

TEACHER

CALISTHENICS AND GYMNASTICS

TEACHERS.

RUTH E. SWILER,

THOMAS HAGERTY

INDUSTRIAL DEPARTMENT.

HELEN OHNSTAD,
 JOHN BEAMSLEY,
 HOLLIS STONE,
 WILLIAM T. PASSAGE,

TEACHER OF NEEDLE WORK
 FOREMAN OF SHOE SHOP
 FOREMAN OF CABINET SHOP
 FOREMAN OF PRINTING OFFICE

SUPERINTENDENT'S REPORT.

To the State Board of Control:

Gentlemen:—In compliance with the law, which requires an annual report from the Superintendent of the Wisconsin School for the Deaf, I herewith present the Sixth biennial (forty-third annual) report of this School, to your Honorable Board, for the period closing September 30th, 1894, with such statistics, information and suggestions concerning the affairs of the School, in connection with the forty-second and forty-third annual sessions as the nature of the case seems to require.

And, I beg to say that, as Superintendent it has been my constant endeavor to provide all the essentials of a comfortable, healthful, happy residence for the children under my care, and in so doing, make it plain to them that order, cleanliness, exercise and physical training are necessary to their well being.

Frequent lectures, judiciously criticising awkward manners, or injurious habits, and the discipline of the gymnasium, in connection with the curriculum of the school have, in most cases, produced intelligence of expression, and dignity of manner. While discipline has been maintained, as essential to order and harmony, the prompt and cheerful obedience of every pupil has been secured.

As Steward, I have sought to obtain competent supervision and an abundant supply of wholesome food for the domestic department; with adequate light and water supply, ample warmth and ventilation; and, an intelligent service to administer and apply the business affairs of the school with reference to the quantity and quality of supplies purchased and to a judicious expenditure of available funds. In this connection it is a pleasure to say that I fully appreciate the generous support which I have had from the members of the Board of Control.

School for the Deaf,

Since the date of the last report, September 30th, 1892, seventy-two (72) new pupils—46 boys and 26 girls have been admitted to the privileges of the school; and, 28 former pupils—22 boys and 6 girls, who were temporarily absent, have been re-admitted.

One hundred and sixty-five (165) pupils—95 boys and 70 girls were in school September 30th, 1892. One hundred and seventy-six (176), 95 boys and 81 girls, were present September 30th, 1893. One hundred and eighty-eight (188), 110 boys and 78 girls, were in attendance September 30th, 1894; and, at this date November 1st, 1894, there are 203 pupils in school.

Of the fifty-seven pupils who have gone from the school within the last two years, eighteen (18) had completed the course of study, after being in school an average of 8.5 years.

In June, 1893, certificates of graduation were awarded to:—

Frances Bridget Groom, Cassville, Wis.	Herman Simon Ruh, Plymouth, Wis.
--	----------------------------------

Florence N. Morrison, Millard, Wis.	Gustavus A. Mittlesdorf, East Farmington, Wis.
-------------------------------------	--

In 1894, the graduating class was as follows:—

James William Conrad, Hartford, Washington Co.	Mary Lavina Powers, Colfax, Dunn Co.
Albert Freiberg, Van Dyne, Fond du Lac Co.	Francis James Reynolds, Cedarburg, Ozaukee Co.
Louis Kirst, Milwaukee.	Emma Louisa Richter, Janesville, Rock Co.
Helen Marie May, Ft. Atkinson, Jefferson Co.	Bertha Evenson Rosenberg, Elk Mound, Dunn Co.
George C. Myers, Weyauwega, Waupaca Co.	Ellen Schildhauer, New Holstein, Calumet Co.
Edwin William Nelson, Fontenoy, Brown Co.	Marian Sophia Stout, Ross, Vernon Co.
William L. Parish, Patch Grove, Grant Co.	Anna Wartzog, Sauk City, Sauk Co.

The class honors of 1893 were taken by:—

Gustavus A. Mittlesdorf.....	First Honor.
Frances B. Groom	Second Honor.

The class honors of 1894:—

Ellen Schildhauer.....	First.
James W. Conrad.....	Second.

Superintendent's Report.

Of the above named Graduates, James W. Conrad, of Hartford, Louis Kirst, of Milwaukee, and Francis Reynolds, of Cedarburg, have since been admitted to Gallaudet College, Washington D. C. where they are now pursuing higher courses of study.

Twelve others, who had spent their allotted time in school, were honorably discharged. Three pupils have died within the last three years, one at home during vacation, and two at the school. Five have removed with their parents to other states; and twenty have dropped out for various reasons, leaving the names of 208 on the Register. Of this number, one hundred and eighty-eight (188) are in school the 30th day of September, 1894, and a majority of the absentees will report for duty, in the month of October, making the attendance for the current term over 200.

The average attendance for 1893 was 174.4; for 1894, 183.1; the total cost of maintenance was \$37,263.00 for 1893, and \$37,325.28 for 1894; making the per capita cost \$213.66 for 1893, and \$203.85 for the year 1894. This is the average per capita expenditure for all purposes, exclusive of the outlay for permanent improvements or enlargement of buildings.

Other information is given in statistical tables hereto appended.

See tables 1, 2, 3, 4, 5, 6, 7, 8, 9 and 10.

An appendix to this report contains the names of all the Alumni of the school, from which it appears that they are honorably supporting themselves in a great variety of employments.

There are 32 farmers, 13 printers, 9 shoemakers, 9 carpenters, 1 cabinet maker, 3 harness makers, 2 coopers, 4 barbers, 3 lumbermen, 3 painters, 2 jewelers, 2 laborers, 2 machinists, 2 engravers, 2 tailors, 2 railroad hands, 1 agent 1 cigar maker, 1 livery man, 1 artist, 1 supervisor, 1 editor, 1 principal of school, 6 teachers, 7 students, and, in addition to these a large number, who have not reported their occupations.

From such statistics as these we gain encouragement to

School for the Deaf


believe that the value of the school is constantly becoming more apparent, and that the reports from former pupils, indicating that they are everywhere honorable, upright, self sustaining citizens, are the strongest possible proofs of its efficiency.


The deaf are so entirely capable of receiving instruction and their improvement is so rapid and uniform that, after leaving school, in the majority of cases, they are able to turn at once into the busy crowded avenues of industrial life, and there "hold their own" in the midst of the sharpest and most exacting competition. The high standing which the graduates of this school have been able to take is, in great part, due to the fact that from its earliest existence suitable instruction in the manual arts has been provided for them.

Consistently with its original purpose the school has now under instruction a large number of young women and men, who are learning printing, carpentry, shoemaking, baking, cooking, and sewing, dressmaking and drawing during a portion of each school day. The long and varied list of occupations in which the graduates of the school are engaged proves in a striking manner the worth of the school's industries; for, while it may be noted that many trades therein mentioned are not taught at school, still, upon closer examination it will be seen that they are all closely allied to the foundation work done at school.

Among the most important results of a manual training course are habits of attention and perception, the faculty of comparison, a skillful use of tools and materials, knowledge of the quality and strength of substances, a sense of responsibility and regular habits of industry. Very early in its history, long before manual training was mentioned in connection with the public schools this, and other state schools for the deaf were carrying on industrial training.

One of the advantages of a trade school over the instruction of the manual training schools is its immediate productiveness, which at once appeals to the innate desire to make something with an appreciable market value, and to stimulate the con-





WISCONSIN SCHOOL FOR THE DEAF. — DELAVAN, WIS. — J. W. SWILER, Supt.

Superintendent's Report

structive faculty to resist and partially overcome the natural tendency to indolence.

In former years the shops were sometimes unpopular with the boys who had to work in them, but since the value of manual skill is more apparent the places in the shops are eagerly sought for.

But all industrial arts have been so changed in recent years, that the spirit of the age calls loudly for men of superior attainments. The qualities which now best recommend young women and men to remunerative work are quickness of perception, and dexterity and skill in the use of machinery. Since this is so, a boy's education should fit him to work with others, so that he may be able to do the part assigned to him, without impairing the work of the man who precedes him, or impeding the movements of the one who is to follow. To secure this much desired end the Wisconsin School for the Deaf needs a new industrial building—the complement of it is excellent schoolhouse—in which to teach in more ample form drawing and designing, printing and engraving, sewing and cooking, and to carry on instructions in wood and leather work. This would include turning, carving, filing, sawing and all sorts of constructive work from designs. And also instruction in shoemaking and harnessmaking.

Notwithstanding the limited appointments of the old shops their influence on the generations of boys that have passed through them in the last 40 years is permanent and most valuable. From the long list of occupations shown in the alumni register it becomes apparent that the graduates are covering a wide range of industrial pursuits and maintaining themselves, at least as well, and in many cases better than their hearing brothers and sisters. From private sources we are informed that in most cases the wages of the deaf man is as good as that of others in the same line of work.

Since so much has been accomplished with the limited means at hand, it is but reasonable to suppose that with good light, steam power and improved machinery, in a suitable building

School for the Deaf.

better results would be obtained. With this thought in view I most respectfully ask your Board to consider the propriety of taking such action as may secure an appropriation of \$15,000, from the next legislature to construct and equip a suitable building for manual training.

Shoemaking.—During the period just closed, 34 boys have been under instruction in the shoe shop. A ready market has always been found for the excellent product of this shop at paying rates, and a few specimens of fine work were on exhibition at the World's Fair.

Cabinet-making.—The cabinet shop has grown in popularity and has produced a great variety of substantial work consisting mostly of furniture. The shop is crowded with eighteen boys and still more are seeking admission.

Printing.—Printing has long held a leading position in the industries of the school as it is eminently suited to the deaf; thirteen boys and four girls are learning type-setting.

Baking.—Several apprentices have availed themselves of the advantages which the bakery offers to learn one of the best and most profitable of trades.

Sewing and Dressmaking.—Although Miss Helen Ohnstad, the instructress, has been in the school but a short time, she has arranged a systematic course in needle-work, and with a class of young ladies is now engaged upon a complete course of scientific dress-making.

Drawing and Writing.—This instruction is carried on by Miss Lillie Sorrenson, with much enthusiasm and a very generous measure of success. She has six boys and eighteen girls in special studio classes, and, in addition thereto teaches writing and drawing to six classes.

The School.—A number of changes in the teaching force were mentioned in the last report and still others have taken place since that time. The most important one was the resignation, at the close of the school year in June 1894, of Miss Emily Eddy, who had been teaching continuously in this school since 1857. Miss Eddy's withdrawal from active work entails

Superintendent's Report

a loss upon the whole profession, for her devotion to the class room, and her superior knowledge of speech teaching gave her great and noteworthy success. Her departure is accompanied with the loving regards of all her associates, who wish that she may live long to enjoy, in the delights of private life, that relief from arduous labor, which she so well deserves.

In November 1892, Mrs. Mary H. Fiske, who had been teaching since 1878, finding that her health demanded a change of climate, reluctantly resigned and went to New Mexico. She had always been an important and most congenial member of the household, and her going was the occasion of lasting sorrow and regret to her many friends.

Miss Elsie Steinke, who had been in the oral department of the school since 1886, felt the need of relief from work for a time and was granted a leave of absence.

Mrs. E. G. Phoenix, whose resignation was recorded in the last report, has been re-engaged, and her valuable services retained in the class room.

The necessity of securing competent teachers for the oral work which the school was carrying on being apparent, the Superintendent, was instructed to visit Eastern schools, in company with the Hon. W. H. Graebner, to observe methods of instruction and desirable improvements in buildings and appliances, and to engage the best available teachers for the Wisconsin School. With this in view, the Michigan School at Flint, the Ontario Institution for the deaf at Bellville, the Western New York School at Rochester, "Clark Institute" Northampton, Mass., the American Asylum, Hartford, Conn., the Institution for the Improved Instruction of the Deaf in New York city, the Pennsylvania Institution for the Deaf, Philadelphia, and Gallaudet College at Washington, D. C., were each visited in turn. At every place the utmost courtesy was shown your representatives, and through the kindness of local officials much valuable information was obtained. It was everywhere apparent that speech teaching and manual training are receiving increased attention, and that they will have

School for the Deaf.

further developement in the immediate future. In this connection it was gratifying to note that the teachers and pupils of Wisconsin are equal to the best.

The services of Miss Clara J. Maklem, and of Miss Margaret J. Stevenson were secured from the normal training class of Clarke Institute, Northampton, Mass.; and at Gallaudet College, Washinton, D. C., an engagement was made with Mr. Seth W. Gregory, a graduate of Beloit College. These three new teachers are teaching oral classes, and I have great pleasure in saying that our most sanguine expectations are realized in the quality of the work which they are able to do.

In addition to these engagements, Mrs. Phoenix and Miss Agnes Steinke have been transferred to the oral department; so that the assignment of duty places an equal number of teachers, seven, at the manual and oral class work.

Methods of Instruction.—While in a certain sense the methods of instruction are the same as heretofore, i. e. those included in the "combined," or eclectic system, still important changes are taking place in the relations of different methods of instruction to each other, and to the entire system of education. The gesture language was once universal and somewhat exclusive, being considered the best, the clearest and most rapid means of teaching abstract ideas, of imparting general information to and of eliciting expression of thought from the deaf. As long as the leading value in the education of the deaf was supposed to be the instruction they received, rather than their ability to use the current forms of spoken English, the gesture language took the lead, but when it became apparent, as it did little by little, that communicable knowledge was of greater utility than any amount of information that could not be expressed, the superior worth of written, spelled and spoken language was recognized and signs began to be restricted to purposes of general instruction subsidiary to speech. The changed relations of the gesture language to all forms of instruction in schools for the deaf at the present time, consists principally in this, that, while formerly signs were

Superintendent's Report.

preferred on every occasion, the language teacher now uses them after speech; writing and spelling have proved inefficient. But, in this larger use of written and spoken language we would not mislead any to believe that intelligible speech is attainable by every deaf child during the average time they are allowed to remain in school. We do promise, however, that every effort shall be made to teach speech and lip-reading to every deaf child that can possibly acquire it without neglecting the other important subjects of a common school education. We are forced to remember that, with few exceptions, deaf people acquire speech with great difficulty, and retain it with greater effort. The casual observer cannot realize the difficulties with which the deaf mute must struggle in acquiring either written or spoken language, and only those who undertake to assist them in their efforts to speak know at what disadvantage they are constantly placed. When the speech of deaf people is not easily understood they are forced to employ other means of communication, and in spite of proficiency attained under the watchful eye of careful teachers, their speech often deteriorates after leaving school. Articulation has been taught in the school at Delavan for twenty-six years. In every case in which speech teaching does not deprive the child of needed mental culture, or, in other words, whenever speech assists more than it hinders the mental development of the child, we say teach speech, first, last and all the time; but, when after long trial, and great effort it appears that the prolonged absorbing attention to the elements of sound is excluding everything else, and that the pupil in his limited use of words, already learned, forgets almost as fast as he learns, then let the instruction take a wider range that it may appeal to and bring into use every available faculty of his being.


As the skill of the artist and of the engraver is needed to explain and illustrate the imperfections of language, so the deaf need the gesture language to explain illustrate, correct and confirm the impressions made by spoken and written language.

School for the Deaf.

In the school at Delavan, speech teaching is continued as far as available; writing is everywhere and constantly in use, and pictures, drawings and gestures are employed when spoken language fails. A course of Friday evening lectures is delivered to the more advanced pupils in the school at Delavan, on a great variety of subjects, in the gesture language, and it would not be possible to appeal so forcibly to so many deaf people in any other form of public discourse. Bear in mind that the sign language is not taught the deaf in school, but is used in their instruction, because we find them already possessed of it as a vernacular, and make use of it as a stepping stone to higher things. In all this the constant and unprejudiced idea is to make the most of the child and to meet his most urgent needs as quickly as possible, without fear, favor or partiality. Notwithstanding all this, it is still asked, "why may not the deaf secure this needed mental development through speech alone?" In reply I may say that some of them do so; and our different methods of instruction are adapted to all; but in too many cases the difficulties of speech, and the obscurity of its formation are such that a great many children do not keep at it long enough to satisfy either themselves or their friends. I have numerous letters from interested parties, in addition to the deductions from long continued observation, to prove this.

Much as parents desire speech for their children, and hard as patient teachers labor to produce it, the general public and those most interested, as they become familiar with the real obstacles in the way will not fail to see, that grace and harmony of expression, the charm of refined manners and the treasures of a cultivated mind are often more agreeably expressed from the tips of nimble fingers, or at the point of a pen, than by a halting uncertain expression, or a timid utterance which lacks distinctness and is apt to distort the beautiful features of an otherwise charming person. Conversation must be reciprocal; society expects at least, as much as it gives, and only those who can participate in the chatter of social life may hope to enjoy the common talk of the day.





SCHOOL HOUSE.
WISCONSIN SCHOOL FOR THE DEAF. — DELAVAN, WIS.

Superintendent's Report.

Some of our pupils can be educated up to that happy condition; others may enjoy it in part, and still others must be content to stop short of it.

Kindergarten.—One of the most efficient aids to the primary instruction of the deaf is the Kindergarten. It attracts, interests and develops. It is the happiest place in the schoolhouse. Whenever parents realize how much children enjoy kindergarten work, we believe that they will be as well satisfied with its influence upon their future habits of thought and of action as the children are in the enjoyment of the process.

Rotation of Classes.—The rotation of the higher classes in recitation, so that they meet different teachers at specified hours, in assigned studies, was formerly employed in this school, and has recently been revived with good effect. Three of the most advanced classes recite in turn to different instructors in literature and language, in arithmetic and in the natural sciences and history. Your attention is most respectfully invited to the following "course of study," which remains essentially the same as at the date of the last report.

FIRST YEAR.

Language.—Spoken and written. Nouns—Objects in class room; articles of dress; articles of food; articles of furniture; parts of the body; names of most common animals and birds; divisions of time, as morning, noon, evening, forenoon and afternoon; the articles, a, an and the, are to be taught with these words, also the plural form of the words.

Adjectives—Such as, good, bad, young, old, sweet, sour, hard, soft, wise, stupid, weak, strong, pretty, homely, light, heavy, quick, slow, etc., etc.; colors: black, white, yellow, green, red and blue. Numeral adjectives to twenty, inclusive.

Pronouns—I, you, he, she, it, in all cases and numbers.

Verbs—To be, in present and past tenses, and verbs that express simple action.

Prepositions in, into, out, of, on, over, under, by, for, off.

Arithmetic.—Writing numbers to 20, and mental addition and subtraction. How many?

Penmanship.—Careful instruction with crayon, followed by exercises with pencil and pen.

No text books.

School for the Deaf.

SECOND YEAR.

Language.—Spoken and written. A thorough review of First Year work.

Nouns—Names of the parts of common quadrupeds, birds and fishes; names of implements in common use about the house, barn, farm, etc.

"Miss Sweet's No. 1," second series.

Adjectives—Continued, together with: this, that, these, those, many, a few, several, some

Pronouns—Simple questions with, who, what, where, can, have and do.

Verbs—The infinitive mood with to, simple and compound actions, may and must.

Adverbs—Not, often, never, sometimes, now, soon, very, much, etc.

Prepositions—From, at, through, of, before, behind, around, after.

Conjunctions—But, and, or.

Simple questions: whose, which, when, will, and may.

Arithmetic.—Addition and subtraction in practical problems.

Penmanship.—Copy-book.

Drawing.—Board and paper.

THIRD YEAR.

Language.—Spoken and written. Nouns—The different classes of artisans and the articles made by each; the time of day; the seasons. "Miss Sweet's No. 2."

Adjectives—Simple comparison; also, each, other, another, one, every.

Pronouns—Myself, himself, herself, and their plurals.

Verbs—Present, past and future tenses; the infinitive and imperative moods; thorough drill on: will, would, could, and can.

Adverbs—Continued.

Prepositions—Without, among, along, near, above, below, within.

Conjunction—Because.

Simple narrative and elliptical exercises. Action and picture writing.

Arithmetic.—Multiplication. Mental exercise. Problems involving the three rules. Dollars and cents.

Reading.—"Harper's First."

Penmanship.—Copy-book.

Drawing.—Continued.

FOURTH YEAR.

Language.—Spoken and written. Nouns—Continued; somebody, anybody, nobody.

Adjectives—Comparisons continued.

Superintendent's Report.

Verbs—Active and passive voice, exercises in the indicative, infinitive and imperative mood; have, and had; may, and might; shall and should. "Sweet's No. 3."

Adverbs—Time, place and manner.

Pronouns—Relative.

Conjunctions—If, either, or, neither, nor, when, while, since.

Prepositions—Completed.

Elliptical exercises. Descriptions of actions, pictures, persons, animals and things. Historical sketches. Journals. Stories. Letter writing.

Arithmetic.—Four fundamental processes. Mental and practical problems. Currency, continued.

Geography.—Local division of land and water in the neighborhood.

Reading.—"Harper's Second"

Penmanship.

Drawing.

FIFTH YEAR.

Language.—Spoken and written. Nouns, adjectives, pronouns, adverbs, prepositions, conjunctions, continued. "How to talk."

Special drill in active and passive voice; participles. Action and picture writing. Historical sketches. Natural history stories. Journal. Stories.

Arithmetic.—Practical problems; Currency. "Felter."

Geography.—Local geography carried to the state, finished.

Reading.—"Sweet's No. 4."

Penmanship.

Drawing.

SIXTH YEAR.

Language.—Sentence writing; participial constructions, continued. Natural history. Narrative and descriptive composition. Journal. Stories. "How to talk."

Arithmetic.—Common fractions begun, with practical problems. "Felter."

History.—History of U. S. Manuscript lessons by teacher.

Geography.—Swinton's primary, completed.

Reading.—"Harper's Third."

Penmanship.

Drawing.

SEVENTH YEAR.

Language.—Spoken and written. Sentence building. Analysis, using diagrams. Participial and adverbial phrases. English composition. "How to write."

School for the Deaf.

Arithmetic.—Denominate numbers completed. Decimal fractions, begun. Practical problems. Accounts. "Felter's Advanced."

History.—History of U. S. Manuscript.

Geography.—"Swinton's Intermediate."

Reading.—"Little Men and Women."

Penmanship.

Drawing.

EIGHTH YEAR.

Language.—Spoken and written. Composition. "Swinton, or "Barnes' language." Thorough drill on connectives.

Arithmetic.—Interest, discount, forms of notes, receipts, bills, etc. Loss and gain. "Felter."

General history—Manuscript, from "Thalheimer."

Physiology and hygiene.

Reading.—"Harper's Fourth."

Penmanship.

Drawing.

NINTH YEAR.

Language.—Spoken and written. Composition. "Paterson's grammar."

Arithmetic.—Completed. Square root and cube root. "Felter."

United States history. "Eggleston."

Natural Philosophy.

Physical Geography. "Monteith."

English Literature.

Drawing.

TENTH YEAR.

English Literature.

Civil Government. "Townsend."

Manners and Morals. "Gow."

Reviews.—U. S. History, "Eggleston;" Arithmetic, "Felter;" Geography, "Swinton."

Art Department.—Miss Jene Bowman, who filled the office of instructress in drawing and writing, with entire acceptance, resigned at the close of the school year, June, 1893. We were fortunate in securing another competent young lady, Miss Lillie M. Sorrenson, trained in the same school, who carries on the studio, and teaches drawing with noteworthy success.

Superintendent's Report.

The exhibition of drawings from this school at the Columbian Exposition attracted favorable notice, and the graduating class of 1894, contained a number of promising young artists.

Gymnasium.—The gymnasium continues to contribute increased strength, better health, and notable improvement in ease and grace of manner. Its influence on the members of the school is intellectual as well as physical; and its tonic effects are shown by empty hospitals and improved discipline. The closing exhibition of the gymnasium last year was more varied and interesting, and of a higher order of development than any previously given.

Health.—The sanitary condition of the school has been most excellent during the last two years; the hospitals are usually empty, there have been no epidemics, and but one death from disease in that time. The one sad exception was the case of Otto Urban, of Merrill, a member of the senior class, who died after a short illness, March 24th, 1894, of stricture of the duodenum.

By a fatal accident on the play ground, during the progress of a game of foot-ball with the Beloit College boys, November 4th, 1893, another member of the senior class, John Peterson, of Grantsburg, injured his spine so seriously by a fall that he died an hour afterward.

In addition to these two cases Annie Willdey, of Delavan, died at her home in August, 1894, of pneumonia.

Owing to the prevalence of small-pox in the neighboring cities, the greatest possible vigilance has been exercised in the reception of those who have entered school from infected districts. In addition to the annual vaccination of new pupils, a very thorough re-vaccination of the more advanced pupils was made, with such success that we have had complete immunity from all forms of disease.

In this connection it becomes my duty to call the attention of the Board to the fact that the school is without adequate hospital conveniences, and especially for the treatment of contagious or epidemic diseases. There is no place on the school


School for the Deaf.


grounds that could be used as an isolation hospital in case of need. I am convinced, in the light of recent experience, that we can no longer safely delay the erection of a suitable detached hospital, in which every alarming or infectious case of disease might at once be isolated and treated under the most favorable hygienic conditions. There is a fine site for such a building on the west side of the school premises, and I would suggest that an appropriation of \$5,000 be secured to erect and equip a hospital.

The Household.—The only important change in the management of the domestic department was made necessary by the resignation of Mrs. Mary H. Shilling, who had discharged the arduous duties of matron for two years, with great fidelity. She is succeeded by Mrs. S. M. Montgomery, of the Minnesota School for the Deaf, who brings an experience in household duties which is of much value.

The World's Fair.—The exhibition of the school at the Columbian Exposition, in connection with the exhibit of other schools for the deaf, in the summer of 1893, consisted of tables, stands, chairs and other articles of furniture, from the cabinet shop; of boots and shoes; of specimens of printing and files of "The Wisconsin Times;" of a display of oil and water colors from the studio, and volumes of photographs of classes and buildings; and also of manuscript lessons from the class rooms. In addition to this exhibition in the Manufactures Building, which received favorable notice, the school contributed a book-case, screens, chairs, and stands to the furnishings of the Wisconsin state building at Jackson Park. Many of the pupils visited the Fair individually, during the vacation, and in the month of October the Superintendent took twelve boys on a four day's trip to "The White City."

Congress of Instructors of the Deaf.—A congress of the Instructors of the Deaf, in connection with The World's Congress Auxiliary, convened in the Art Palace, Chicago, July 17th to 24th 1893. The Superintendent of this school was on





A CLASS IN SCHOOL — ONE OF FIFTEEN.
WISCONSIN SCHOOL FOR THE DEAF. — DELAVAN, WIS.

Superintendent's Report.

the committee of arrangements; Hon. J. L. Cleary, of the Board, Hon. L. A. Proctor, of Milwaukee, the Superintendent, Mr. Warren Robinson and Mr. J. S. Long each read papers before the Congress and also participated in discussions and in the general business which followed.

Oral Association.—The fourth summer meeting of the American Association to promote the teaching of speech to the deaf, met at the Chautauqua Assembly grounds, July 3d, to 12th, 1894. It was an occasion of great interest that was largely attended by the representatives of many different schools, and there was much of value in the education of the deaf that had a practical exemplification in the excellent class work, which was displayed. Methods of speech and language teaching were illustrated by some of the best teachers in the country, and nearly every subject of common school study was touched upon. The practice work of the school room, was shown by classes from Northampton, Rochester, Philadelphia and Omaha. This was supplemented by numerous scientific lectures by men and women of note, so that much practical good must result from it. Misses Hobart, Pearce, Maklem and Stevenson, Mr. Gregory and the Superintendent of this school were present as members of the Association, and Miss Hobart read a paper on "The History of Oral Teaching in the Wisconsin School." Much of the increased interest now taken in oral teaching is due to the influence of this Association.

Wisconsin Teacher's Association.—One of the most notable occasions of the past year, in connection with the education of the deaf in Wisconsin, was that in which, pursuant to invitation, the officers of the Phonological Society of Milwaukee, the Principal and teachers of the Milwaukee Day School for the Deaf, the Principal and one of the teachers of St. John's Institute for the Deaf, and Miss Jennie Bright, teacher of the Manitowoc Day School accepted the hospitality of the State School and gave it a fraternal call, Monday May 28th, 1894. The next day an informal meeting was held, and a committee on organization was appointed, of which Hon. R. C. Spencer

School for the Deaf.

was chairman. After deliberation this committee recommended the formation of an association to be called "The Wisconsin Association To Promote the Education of the Deaf." The report of the committee was adopted, and permanent officers were elected as follows:

President,—John W. Swiler.

Vice President,—Paul Binner.

Secretary and Treasurer,—Miss Iva C. Pearce.

In this manner the new society came into existence, so far as known, the first organization of the kind in any state, and as it is based on the most liberal plan expressed in the idea "the education of the deaf," and is limited only by the boundaries of our own state, the capacity of its members and the extent of their influence, its members reasonably expect the most substantial progress and improvement in the education of the deaf in Wisconsin.

Pursuant to a proclamation by Governor George W. Peck, the school observed Columbus day, October 21st, 1892, in an appropriate manner. The chapel was gaily decorated with the national colors of the United States and of Spain, and the literary exercises consisted of recitations, orations and essays, tableaux and pantomime apropos to the occasion, followed by the distribution of souvenir badges. The celebration was otherwise made interesting by the presence of Colonel Henry Bowman and Hon. J. F. Humphrey, Trustees of the Colorado Institution.

Legislative Committee.—The Legislative committee composed of Hon. F. T. Yahr of Princeton, Hon. A. R. Hall of Knapp and Hon. J. M. Smith of Mineral Point, carefully inspected the school and its appointments, December 13th, 1892, and in so doing went through all departments.

Holidays.—Thanksgiving, Christmas, New Years day, Arbor day, Decoration day and the other notable days of the year have always been observed with appropriate ceremonies and exercises to interest, amuse and instruct the children.

The Governor's Visit.—At the close of the forty-first term,

Superintendent's Report.

June 13th, 1893, the school was honored by a visit from Governor George W. Peck and Mrs. Peck. This afforded the pupils the long desired opportunity of seeing the governor. In an address on the benefits of education, Governor Peck referred to his personal interest in this school and in the town of Delavan, and expressed at the same time much appreciation of our work by commending the intelligent and attractive appearance of the pupils.

Hon. C. D. Parker, in behalf of the Board, presented diplomas to the "class" accompanied by an address of peculiar and apt significance.

The Last Commencement.—At the close of the last session of the school, June 12th, 1894, a class of superior young men and women received their diplomas at the hands of Hon. W. H. Graebner of your Board who spoke of the educational work of this school and of what the state had a right to expect from those who were enjoying its best gifts. He further enlarged on the generous policy of our state, and spoke of the bright prospects of the "class" before him.

Visit of the State Superintendent.—The school was favored with a visit from Superintendent O. E. Wells, in company with President W. D. Parker, of the River Falls Normal School, April 20th, 1894. These gentlemen examined representative classes thoroughly, inspected dormitories and work shop and in the evening reviewed the classes in calisthenics and gymnastics.

Light and Water.—A great improvement in the lighting of the school buildings has been made since the date of the last report by the installation of a storage battery, "The Chloride Accumulator," for an all night light. This battery has been in use since March 20th 1894, without noticeable deterioration of voltage or of capacity. In connection with the lighting, I would say that before the passage of another biennium, a larger dynamo, or an extra armature will be needed to replace the wear on the old one, which has now been

School for the Deaf.

in continuous use for more than five years, and to provide for the contingencies of breakage or overwork.

The connection of the school's water system with the water works of the village of Delavan has increased the water supply and the fire protection many fold. When the work was completed, December 18th, 1893, at the trial before the final acceptance of the system, the pressure was first tested by tank pressure, and then by the pump pressure through two 3-4 pipes; with the first of these water was thrown on the roofs of two of the highest buildings, and, with the full force of the steam pump an elevation of 80 feet was attained with one stream. At the time the new water pipes were laid, two 3 in. standpipes with fire ladders attached, were erected on two of the highest buildings. These standpipes are on the open hydrant line, and are provided with discharges at each floor and also on the roofs.

To recapitulate some of the most needed improvements, I beg to suggest as follows:

I.—A building for manual training.

II.—An isolated hospital building.

III.—New steps or iron verandas for the front of the main building.

IV.—New roofs for the main building and boys' dormitory.

V.—A new dynamo.

In conclusion, I beg to refer to the honorable and most excellent record of my assistants and associates during these last two years. In the office and in the domestic service, in the shops and in the class rooms the state has had competent, intelligent, faithful men and women of great activity, with whom it is a pleasure to be identified and whose work it is a privilege to commend to your favorable notice.

Whatever success has attended the operations of this school results largely from the fidelity of those who have carried out the details of its work with so much interest and enthusiasm.

Our thanks are justly due to the railroads in the state for valuable favors in the transportation of pupils; and to the

Superintendent's Report.

many members of the "press," who have contributed copies of their publications to the reading room of the school.

In closing this my fifteenth annual report, and of the school the forty-third, I wish to thank you, gentlemen of the Board, for many evidences of personal esteem; and for your hearty approval of the work of the school. It is a pleasure to say, at the end of another two years, that the notable achievements of the last biennial period result, in a great measure, from the co-operation and advice of the members of the board of control.

All of which is respectfully submitted.

JOHN W. SWILER,

Superintendent of the Wisconsin School for the Deaf.

Delavan, Wisconsin. October 1st, 1894.

School for the Deaf.

**Appendix to the Sixth Biennial Report of the Wisconsin
School for the Deaf.**

1. Movement of population.
2. Average monthly attendance.
3. Causes of deafness in new pupils.
4. Nativity of parents of new pupils.
5. Age of new pupils when hearing was lost.
6. Age of new pupils at admission.
7. Classification and age of the school June, 1894.
8. Names of new pupils admitted since September 30, 1893.
9. Session roll—September, 1894.
10. County representation in school September, 1894.
11. Lecture course—forty-third term.
12. Course of study for first, second and third classes.
13. General order of supervision for the forty-third term.
14. Register of the alumni.

Statistical Tables.

TABLE NO. 1.

Movement of population in the Wisconsin School for the Deaf during the biennial term ending September 30, 1894.

	1893.			1894.		
	Boys.	Girls.	Total.	Boys.	Girls.	Total.
Admitted after September, 1892..	3	3	6	5	1	6
Re admitted after September 30th, 1892 and 1893..	8	4	12	9	9
Admitted in September	12	12	24	26	10	36
Re-admitted in September	2	1	3	2	2	4
Total admissions each year...	25	20	45	42	13	55
Pupils present Sept. 30, '92 and '93.	95	70	165	95	81	176
Total annual attendance	120	90	210	137	94	231
Graduated in June	2	2	4	7	7	14
Honorably discharged	2	2	1	1	2
Time expired	3	3
Dismissed as incapable	2	1	3	1	1	2
Died at home	1	1
Died in school	2	2
In other schools	1	1	2	2
	7	6	13	11	12	23
Names on the roll Sept., 1893	113	84	197	126	82	208
Absentees Sept. 30, 1894	18	3	21	16	4	20
Pupils present Sept. 30, '93 and '94	95	81	176	110	78	188
CAUSES OF ABSENCE.						
Work at home	8	1	9	2	2
Sickness	1	1	1	1	2
Unknown	9	2	11	13	3	16
Total	18	3	21	16	4	20

School for the Deaf.

TABLE NO. 2.

Average monthly Attendance.

	1893.	1894.		1893.	1894.
October.....	170	182	March.....	177	185
November.....	176	183	April.....	175	182
December.....	174	186	May.....	174	181
January.....	177	186	June.....	174	181
February.....	177	185	September.....	174	180
			Average for year.	174.4	183.1

TABLE NO. 3.

Causes of deafness in cases admitted during the two years ending September 30, 1894.

Congenital.....	29	Fall.....	2
Brain fever.....	8	Teething.....	1
Measles.....	3	Lightning.....	1
Fits.....	1	Rheumatism.....	1
Scarlet fever.....	3	Unknown.....	5
Spinal meningitis.....	9		
Abscess in head.....	4	Total.....	72

TABLE NO. 4.

Nativity of parents of new pupils.

American.....	17	Irish.....	5
Norwegian.....	7	French.....	3
Canadian.....	6	Swedish.....	1
English.....	5	Indian.....	1
Bohemian.....	2	Danish.....	3
German.....	17	Swiss.....	1
Polish.....	4	Total.....	72

Statistical Tables.

TABLE NO. 5.

Age of new pupils when hearing was lost.

Congenital.....	30	Between 4 and 5 years.....	3
Under 1 year.....	17	Between 5 and 6 years.....	1
Between 1 and 2 years.....	6	Between 7 and 8 years.....	4
Between 2 and 3 years.....	4	Between 9 and 10 years.....	1
Between 3 and 4 years.....	6		
		Total.....	72

TABLE NO. 6.

Age of new pupils at date of admission.

At six years.....	1	At sixteen years.....	2
At seven years.....	5	At seventeen years.....	3
At eight years.....	6	At eighteen years.....	6
At nine years.....	7	At nineteen years.....	1
At ten years.....	8	At twenty years.....	2
At eleven years.....	10	At twenty-seven years.....	1
At twelve years.....	8	At twenty-nine years.....	1
At thirteen years.....	5	At fifty two years.....	1
At fourteen years.....	2		
At fifteen years.....	3	Total.....	72

School for the Deaf.

TABLE NO. 7.


*Age and classification of the school, based on the attendance
September 30, 1894.*


Class No.	TEACHER.	Number in class.	11 Terms.	10 Terms.	9 Terms.	8 Terms.	7 Terms.	6 Terms.	5 Terms.	4 Terms.	3 Terms.	2 Terms.	1 Term.	Average.
1	Warren Robinson.....	15	1	1	4	6	3	8.4
3	W. F. Gray.....	14	1	...	1	...	10	2	7.3
4	A. I. Hobart.....	13	1	3	...	3	6.1
5	J. S. Long.....	17	2	4	6	5	6.2
6	E. E. Clippinger.....	20	1	...	1	7	5	5	1	5.3
7	I. C. Pearce.....	9	1	4	4	3.6
8	J. J. Murphy.....	19	4	2	8	3	4.1
9	S. W. Gregory.....	9	1	1	5	2	...	3.1
10	Thomas Hagerty.....	14	1	6	...	2	2.4
11	E. G. Phoenix.....	10	10	...	2
12	M. J. Stevenson.....	10	4	6	1.4
13	E. G. McCoy.....	14	10	1.3
14	A. Steinke.....	13	13	1
15	C. J. Makiem.....	11	11	1
	Total attendance.....	188	2	1	6	9	21	25	17	19	19	27	42	*8.8

*Average age of the whole school September 30, 1894.

Ruth E. Swiler, girls' instructor of gymnastics, all the girls.
 Thomas Hagerty, boys' instructor of gymnastics, all the boys
 Lillie M. Sorrenson, instructor in writing and drawing, all the pupils.
 Helen Ohnstad, instructor in sewing and cooking.
 For purposes of instruction the school is divided into three sections:

SECTION I.—Is at recitation from 8 to 12 A. M., and 1 to 2 P. M.
 SECTION II.—Is at recitation from 10:30 to 12 A. M., and 1 to 4:30 P. M.
 SECTION III.—Is at recitation from 8 to 11 A. M., and 1 to 3 P. M.





CABINET SHOP AT THE WISCONSIN SCHOOL FOR THE DEAF. — DELAVAN, WIS.

Statistical Tables

TABLE NO. 8.

Annual admissions and annual attendance.

Number present Sept. 30th of each year.

Year.	Sept. 30.	New pupils	Total.	Year.	Sept. 30.	New pupils	Total.
1852		8	8	1874	141	20	176
1853		6	14	1875	135	35	181
1854		18	31	1876	150	35	191
1855		5	34	1877	141	21	182
1856		15	49	1878	128	39	180
1857		12	56	1879	122	39	183
1858		14	31	1880	156	33	195
1859		16	73	1881		6	179
1860		13	74	1882	182	76	244
1861		10	75	1883	203	39	235
1862		14	69	1884	200	28	242
1863		21	89	1885	190	41	231
1864			80	1886	190	46	236
1865		21	91	1887	202	54	244
1866		18	104	1888	192	34	226
1867		15	108	1889	173	50	223
1868		8	95	1890	174	86	210
1869		17	112	1891	169	38	207
1870		44	144	1892	165	45	210
1871		23	149	1893	176	55	231
1872	142	10	164	1894	188		
1873	146	32	176	1894 (Nov. 1st)...	200		

School for the Deaf.

NAMES OF NEW PUPILS ADMITTED DURING THE YEAR END-
ING SEPT. 30, 1893.

<i>Name.</i>	<i>Town.</i>	<i>County.</i>
Emma Anderson,	North Cape,	Racine.
Albert Barnes,	Menomonie,	Dunn.
Joseph J. Beisang,	Eau Claire,	Eau Claire.
Eliza Brickley,	New Richmond,	St. Croix.
Fred Christianson,	Hickory,	Oconto.
Emma Delfoss,	Rice Lake,	Barron.
Robert Dickson,	Waneka,	Dunn.
Henry Daley,	Milwaukee,	Milwaukee.
Frederica Due,	Racine,	Racine.
Malinda Errard,	Fond du Lac,	Fond du Lac.
George Errard,	Fond du Lac,	Fond du Lac.
Barbara Fuerst,	Hartford,	Washington.
Emma Gercke,	Reedsville,	Manitowoc.
Clyde H. Graham,	Friendship,	Adams.
Charles Hamre,	Keyeser,	Columbia.
Adaline Heitzka,	Wittenberg,	Shawano.
Ray M. Higgins,	McDill,	Portage.
Matilda A. Jacobs,	Kenosha,	Kenosha.
Bertha Kuhen,	Milwaukee,	Milwaukee.
Achsah Littlefield,	Oshkosh,	Winnebago.
Jennie C. Peterson,	Grantsburg,	Burnett.
George Pickles,	Milwaukee,	Milwaukee.
Lloyd L. Rice,	Stevens Point,	Portage.
Ethel G. Snider,	Waukau,	Winnebago.
Dennis Sullivan,	Janesville,	Rock.
Daisey Wood,	Liberty,	Vernon.
Archie I. Williams,	Gresham,	Shawano.
Maud A. Hamilton,	Crivitz,	Marinette.
Elmer Rolfson,	Waterford,	Racine.
James R. Yost,	Neenah,	Winnebago.

Statistical Tables.

NEW PUPILS ADMITTED DURING YEAR ENDING SEPT. 30, 1894.

<i>Name.</i>	<i>Post Office.</i>	<i>County.</i>
Edward Nesting,	Coon Valley,	Vernon.
Henry C. Cohler,	Fort Howard,	Brown.
Konrad Jolitz,	Caroline,	Shawano.
Edgar Lawrence,	La Crosse,	La Crosse.
Minne Schaetzel,	Waukesha,	Waukesha.
Herman Wacholtz,	Milwaukee,	Milwaukee.
Clara Baker,	Monterey,	Waukesha.
Bridget Dieveney,	New Richmond,	St. Croix.
Nora Landry,	Woodville,	St. Croix.
Katherine McGarry,	Fond du Lac,	Fond du Lac.
Louisa Petrick,	La Crosse,	La Crosse.
Teah J. Thompson,	Viroqua,	Vernon.
Edoa Tyler,	Aztalan,	Jefferson.
Josie Sifters,	Oshkosh,	Winnebago.
Lizzie White,	La Crosse,	La Crosse.
Pearl P. Hughes,	Madison,	Dane.
Harry Aldrich,	Milwaukee,	Milwaukee.
Aldorlor Bone,	Marinette,	Marinette.
Albert Brault,	Coleman,	Marinette.
William Brown,	River Falls,	Pierce.
Thurman O. Capen,	Black River Falls,	Jackson.
Jam-s B. Collins,	Menomonee,	Dunn.
Herbert C. Commers,	Two Rivers,	Manitowoc.
John Doro,	Berlin,	Green Lake.
Roy O. Grinse,	Clinton,	Rock.
Charles Hallada,	Ashland,	Ashland.
George F. Hentschel,	Wrightstown,	Brown.
Charles Hilnovsky,	Racine,	Racine.
Charles U. Howe,	Delavan,	Walworth.
Ole A. Hougstad,	Glasgow,	Trempealeau.
John Jastremski,	Berlin,	Green Lake.
Frank Ligoeki,	Milwaukee,	Milwaukee.
Fred Neesam,	Fall River,	Columbia.
Silas J. Philips,	Blair,	Trempealeau.
Henry B. Plunkett,	Milwaukee,	Milwaukee.
Robert Powers,	Chicago,	
John Roenbach,	Kilbourn,	Columbia.
Albert Reimer,	Beloit,	Rock.
Frank H. Russel,	British Hollow,	Grant.
Lawrence Schoess,	Appleton,	Outagamie.
Archie Trudeau,	Ashland,	Ashland.
Lester Wells,	La Crosse,	La Crosse.
Decloux, Dellina,	Oconto,	Brown.

School for the Deaf.

SESSION ROLL, SEPTEMBER, 1894.

Name.	Town.	County.	Ad't'd.
Adleman, Clara.....	Oakley.....	Green.....	1891
Amondson, John.....	Deer Park.....	St. Croix.....	1892
Anderson, Huldah.....	Holmen.....	La Crosse.....	1890
Ault, Charles.....	Monroe.....	Green.....	1892
Aldrich, Harry B.....	Milwaukee.....	Milwaukee.....	1894
Anderson, Emma.....	North Cape.....	Racine.....	1893
Behrholz, Henry.....	Appleton.....	Outagamie...	1892
Blumka, Rudolph.....	Verona.....	Dane.....	1891
Brattan, Blanche.....	Rudolph.....	Wood.....	1882
Brotten, Laura.....	Hudson.....	St. Croix.....	1888
Buckley, Mary.....	Stark.....	Manitowoc.....	1892
Burnett, Maud.....	Eau Claire.....	Eau Claire.....	1892
Buxton, Minnie.....	Viroqua.....	Vernon.....	1890
Buxton, Lillie.....	Viroqua.....	Vernon.....	1890
Baker, Clara.....	Monterey.....	Waukesha.....	1894
Barnes, Albert.....	Menomonie.....	Dunn.....	1894
Beisang, Joseph.....	Eau Claire.....	Eau Claire.....	1894
Bone, Aldolor.....	Marinette.....	Marinette.....	1894
Brault, Albert.....	Coleman.....	Marinette.....	1894
Brickley, Eliza.....	New Richmond.....	St. Croix.....	1893
Brown, William.....	River Falls.....	Pierce.....	1894
Callaway, Hattie.....	West Lima.....	Richland.....	1888
Cameron, Duncan.....	La Crosse.....	La Crosse.....	1891
Campbell, John M.....	Wiota.....	La Fayette.....	1890
Carney, Julia.....	Kenosha.....	Kenosha.....	1888
Childs, Clara.....	Prescott.....	Pierce.....	1889
Crehan, Maggie.....	Prairie du Chien.....	Crawford.....	1886
Creuzer, Julia.....	Alma.....	Buffalo.....	1889
Collins, James.....	Menomonie.....	Dunn.....	1894
Capen, Thurman O.....	Black River Falls.....	Jackson.....	1894
Christianson, Fred.....	Hickory.....	Oconto.....	1893
Cohler, Henry.....	Fort Howard.....	Brown.....	1893
Commers, Herbert.....	Two Rivers.....	Manitowoc.....	1894
Danewscfski, August.....	Muskego.....	Waukesha.....	1888
Devine, George.....	Manitowoc.....	Manitowoc.....	1886
Dowe, Walter.....	Horicon.....	Dodge.....	1892
Downey, Patrick.....	Hollandale.....	Iowa.....	1891
Drumm, August.....	Fond du Lac.....	Fond du Lac.....	1891
Daley, Henry.....	Milwaukee.....	Milwaukee.....	1893
Dieveney, Bridget.....	New Richmond.....	St. Croix.....	1894
Dickson, Robert.....	Waneka.....	Dunn.....	1893
Doro, John.....	Berlin.....	Green Lake.....	1894

Session Roll, 1894.

Name.	Town.	County.	Ad't'd.
Decloux, Delina.....	Oconto.....	Oconto.....	1894
Due, Frederika.....	Racine.....	Racine.....	1893
Eckerson, Bertha.....	Delavan.....	Walworth.....	1887
Einolf, Annie.....	Chilton.....	Calumet.....	1889
Erickson, Edward.....	Niles.....	Manitowoc.....	1890
Erickson, Mary.....	Niles.....	Manitowoc.....	1890
Ethridge, May Belle...	Merrill.....	Lincoln.....	1887
Errard, Malinda.....	Fond du Lac.....	Fond du Lac...	1893
Errard, George.....	Fond du Lac.....	Fond du Lac...	1893
Fedkenheuer, William.	Deerfield.....	Dane.....	1890
Fenendahl, Ernest....	Gardiner.....	Door.....	1890
Fenske, Rudolph.....	Shawano.....	Shawano.....	1890
Fisk, Leon.....	Delavan.....	Walworth.....	1892
Fleming, Gertie.....	Jefferson.....	Jefferson.....	1889
Fuerzst, Barbara.....	Hartford.....	Washington...	1893
Gilkey, George.....	Oconto.....	Oconto.....	1890
Goff, James.....	Stoughton.....	Dane.....	1884
Goff, Milton.....	Stoughton.....	Dane.....	1886
Grebel, Emma.....	Beaver Dam.....	Dodge.....	1887
Grimse, Roy O.....	Clinton.....	Rock.....	1894
Harter, Frank.....	Milwaukee.....	Milwaukee.....	1890
Heibner, August.....	Monroe.....	Green.....	1888
Heibner, Louise.....	Monroe.....	Green.....	1888
Herald, Clarence.....	Oconto.....	Oconto.....	1890
Hermann, Oscar.....	Sheboygan.....	Sheboygan.....	1892
Hermanson, Willie...	Waupaca.....	Waupaca.....	1892
Herrick, Arilla.....	East Troy.....	Walworth.....	1889
Hinze, Martha.....	Sheboygan.....	Sheboygan...	1891
Hopkins, Nettie.....	Weyauwega.....	Waupaca.....	1889
Horne, George.....	Whitewater.....	Walworth.....	1885
Huhn, Elizabeth.....	Racine.....	Racine.....	1888
Hallada, Charles.....	Ashland.....	Ashland.....	1894
Hamilton, Maud.....	Crivitz.....	Marinette.....	1893
Hentschel, George.....	Wrightstown.....	Brown.....	1894
Higgins, Ray.....	McDill.....	Portage.....	1893
Hilnoysky, Charles...	Racine.....	Racine.....	1894
Heitzka, Adaline.....	Wittenberg... ..	Shawano.....	1893
Houghstad, Ole.....	Glasgow.....	Trempealeau ..	1894
Hanson, Hans.....	Keyeser.....	Columbia.....	1887
Hamre, Charles.....	Keyeser.....	Columbia.....	1893
Howe, Charles.....	Delavan.....	Walworth.....	1894
Hughes, Pearl.....	Madison.....	Dane.....	1894
Irving, Thomas.....	Kenosha.....	Kenosha.....	1887
Jacobson, Carrie A....	Debello.....	Vernon.....	1892
Jacobson, Caroline....	Eau Claire.....	Eau Claire.....	1887
Jacobs, Agnes.....	Kenosha.....	Kenosha.....	1887
Jastremski, John.....	Berlin.....	Green Lake....	1894

School for the Deaf.

Name.	Town.	County.	Ad't'd.
Jerde, Malina	Nora	Dane	1890
Johnson, Alba L.	La Crosse	La Crosse	1892
Jones, Tracey	Darien	Walworth	1886
Jolitz, Konrad	Caroline	Shawano	1893
Keyes, William	East Troy	Walworth	1884
Kleman, August	Bevent	Marathon	1889
Knopps, John	Menomonie	Dunn	1890
Kohler, Christian	Milwaukee	Milwaukee	1886
Kopieski William	Oshkosh	Winnebago	1887
Krajewski, Frank	La Crosse	La Crosse	1889
Kuehn, Rudolph	Dale	Outagamie	1889
Karberg, Adaline	Bloomer	Chippewa	1894
Kirchner, John	Porcupine	Pepin	1884
Kuehn, Bertha	Milwaukee	Milwaukee	1893
Landry, Joseph	Woodville	St Croix	1888
Landry, Minnie	Woodville	St. Croix	1888
Landry, Nora	Woodville	St. Croix	1894
Luebke, Helen	Manitowoc	Manitowoc	1892
Luebke, Oscar	Two Rivers	Manitowoc	1891
Lyon, William	Merrill	Lincoln	1892
Lawrence, Edgar	La Crosse	La Crosse	1893
Ligocki, Frank	Milwaukee	Milwaukee	1894
Littlefield, Achsah	Oshkosh	Winnebago	1893
Maertz, Ernest	New London	Waupaca	1888
Malloy, William	Milwaukee	Milwaukee	1890
Meehan, Arthur	Darlington	La Fayette	1888
Michael, Fannie	Princeton	Green Lake	1892
Morreau, Severine	Chippewa Falls	Chippewa	1885
Molster, Mary	Merton	Waukesha	1886
Mullen, Joseph	Shullsburg	La Fayette	1887
Murnen, Margaret	Springdale	Dane	1890
McChesney, Hallie	Turtle Lake	Barron	1889
McCloud, Oscar	Fox Lake	Dodge	1887
McGuire, Francis	Chippewa Falls	Chippewa	1890
McGarry, Kate	Fond du Lac	Fond du Lac	1894
Napel, Frederick	Oshkosh	Winnebago	1889
Negus, Ida	Jefferson	Jefferson	1890
Nehring, Ida	Tusten	Waushara	1885
Nelson, Georgiana	Chippewa Falls	Chippewa	1888
Nicholls, John	Eau Claire	Eau Claire	1889
Newell, Cora	Eau Claire	Eau Claire	1890
Nilson, Nicholas	Taylor	Jackson	1888
Nimke, Matilda	Berlin	Green Lake	1889
Northrop, Annie	Platteville	Grant	1891
Nys, Julius	Green Bay	Brown	1889
Neesam, Frederick	Fall River	Columbia	1894
Nesting, Edward	Coon Valley	Vernon	1893
Olson, Karl J.	Eau Claire	Eau Claire	1888

Session Roll, 1894.

Name.	Town.	County.	Ad't'd.
O'Leary, Stephen	Eau Claire	Eau Claire	1887
O'Rourke, Patrick	Kendalls	Monroe	1887
O'Brien, Annie	Irving	Jackson	1886
Ostrander, Gertrude	Boscobel	Grant	1894
Paine, Jennie	Brooklyn	Green	1892
Parish, George	Milwaukee	Milwaukee	1884
Parelock, Mary	Marion	Waupaca	1891
Peterson, Katrine	Luck	Polk	1889
Pocan, Henry	Marinette	Marinette	1883
Porsorski, Stanislaus	Berlin	Green Lake	1887
Petrick, Louise	La Crosse	La Crosse	1894
Phillips, Silas	Blair	Trempealeau	1894
Plunkett, Henry	Milwaukee	Milwaukee	1894
Powers, Robert	Chicago	Cook, Co. Ill	1894
Rasmus, Amelia	Bloomer	Chippewa	1892
Redmund, Walter	Neillsville	Clark	1886
Reinke, Emil	Van Dyne	Fond du Lac	1887
Rhode, Henry	Wautoma	Waushara	1888
Rolfson, Charles	Waterford	Racine	1887
Rolfson, Elmer	Waterford	Racine	1893
Ryan, Joseph	Argyle	La Fayette	1891
Ryan, Patrick	Milwaukee	Milwaukee	1888
Reimer, Albert	Beloit	Rock	1894
Rhoenbach, John	Kilbourn City	Columbia	1894
Rice, Lloyd	Stevens Point	Portage	1893
Russel, Frank	British Hollow	Grant	1894
Schaus, Nellie	Green Bay	Brown	1892
Schumacher, Alice	Racine	Racine	1887
Schumacher, Velma	Racine	Racine	1887
Schweiger, Minnie	Jefferson	Jefferson	1892
Scott, Elizabeth	Knapp	Dunn	1891
Seagert, Amelia	Wauzeka	Crawford	1892
Smith, Ferdinand	Arcadia	Trempealeau	1891
Sokel, Joseph	Milwaukee	Milwaukee	1892
Springer, Charles	Eau Claire	Eau Claire	1892
Stendahl, Alfred	Pigeon Falls	Trempealeau	1882
Stiles, Mary	Beloit	Rock	1886
Sutcliffe, Ralph	Boyceville	Dunn	1891
Swanson, Fred	Mason	Bayfield	1887
Schaetzel, Minnie	Waukesha	Waukesha	1893
Schoess, Lawrence	Appleton	Outagamie	1894
Snider, Ethel	Waukau	Winnebago	1893
Sullivan, Dennis	Janesville	Rock	1893
Thompson, Josephine	Viroqua	Vernon	1894
Topping, Albert	Arnott	Portage	1888
Tousey, Isabel	Oshkosh	Winnebago	1891
Trudeau, Archie	Ashland	Ashland	1894
Tyler, Edna	Aztalan	Jefferson	1894

School for the Deaf.

Name.	Town.	County.	Ad't'd.
Wartzok, Rosa	Sauk City.....	Sauk.....	1891
Weed, Sylvia.....	Downing	Dunn.....	1890
Wegen, Simon O.....	Clarks Mills.....	Manitowoc....	1890
Williams, Mary V.....	Neenah	Winnebago....	1892
Winkleman, Gustav...	Milwaukee	Milwaukee ...	1885
Wood, Emery.....	Marshall	Dane.....	1887
Woolhouse, John.....	Cumberland.....	Barron	1892
Wells, Lester..	La Crosse.....	La Crosse.....	1894
White Elizabeth	La Crosse.....	La Crosse.....	1894
Williams, Archie.....	Gresham	Shawano.....	1893
Wood, Daisy.....	Liberty.....	Vernon.....	1893
Wolf, Herman.... ..	East Farmington....	Polk.....	1889
Yaeger, Otto	Merrill.....	Lincoln	1886
Yost, James.....	Neenah.....	Winnebago....	1893
Zentzis, Otis T.....	New Centerville.....	St. Croix.....	1891

Lecture Course.

LECTURE COURSE

At the Wisconsin School for the Deaf for the Forty-third Term.

Origin and Necessity of Government....	Nov. 2d.	W. Robinson.
The Back Bone Animals.....	" 9th.	W. F. Gray.
Representative Authors: Sir Walter Scott	" 16th.	J. S. Long.
Sight Seeing in Europe.....	" 23d.	E. E. Clippinger.
Physical Development.....	" 30th.	T. Hagerty.
Geology.....	Dec. 7th.	J. J. Murphy.
Different Forms of Government.....	" 14th.	W. Robinson.
Fish and Reptiles.....	" 21st.	W. F. Gray.
Charles Dickens.....	" 28th.	J. S. Long.
Art and Architecture.....	Jan. 4th.	E. E. Clippinger.
Manufacture and Use of Clocks.....	" 11th.	T. Hagerty.
Earth and Man.....	" 18th.	J. J. Murphy.
Constitutional Law of the United States and of Wisconsin.....	" 25th.	W. Robinson.
Birds.....	Feb. 1st.	W. F. Gray.
Washington Irving.....	" 8th.	J. S. Long.
Napoleon, Frederick the Great and Wil liam I.....	" 15th.	E. E. Clippinger.
Poultry Raising.....	" 21st.	T. Hagerty.
Central Asia.....	March 1st.	J. J. Murphy.
The Constitution of Wisconsin.....	" 8th.	W. Robinson.
Quadrupeds.....	" 10th.	W. F. Gray.
Henry W. Longfellow.....	" 22d.	J. S. Long.
Mythology.....	" 29th.	E. E. Clippinger.
Fairs.....	April 5th.	T. Hagerty.
The Story of Japan.....	" 12th.	J. J. Murphy.

These lectures will be given to the more advanced pupils of the school, in the Chapel on successive Friday evenings at 7 P. M.

School for the Deaf.

COURSE OF STUDY FOR CLASSES I, III, AND V.

The Instruction of the First, Third and Fifth classes has been so arranged that each class recites to three teachers, in their different subjects of study, during the successive recitation hours of the day in the following order:

To Mr. Robinson—in Physics, History, Geography and Physiology.

To Mr. Long—in Composition, Grammar, and English Literature.

To Mr. Gray—in Arithmetic.

The following is the schedule of studies for classes I, III, and V. during the current year:

CLASS I. 10TH YEAR.

First Period—Shaw's Physics, English History, Townsends' Civil Government, and Gows' Manners and Morals. PROF. ROBINSON.

Second Period—Felters' Advanced Arithmetic finished—Reviews.

PROF. GRAY.

Third Period—Swineford's English Literature for Beginners and Kerls' Grammar twice a week. Daily Compositions—Essays once a week.

PROF. LONG.

CLASS III. 8TH YEAR.

First Period—Feltons Intermediate Arithmetic
Advanced Arithmetic begun.

PROF. GRAY.

Second Period—Barnes' or Swintons's "Language;" Journal; Reading from Periodicals.

PROF. LONG.

Third Period—General History and Physiology.

PROF. ROBINSON.

CLASS V. 6TH YEAR.

— "How to Talk;" Phrases; Journal and Reading—Harper's 3d Reader three times a week.


PROF. LONG.

Second Period—Colton's Geography beginning with S. Am.—Eggleston's Primary Young Folks U. S. History.

PROF. ROBINSON.

Third Period—Felter's Intermediate Arithmetic.—Fractions begun after Reviews.

PROF. GRAY.





AN ART CLASS.
WISCONSIN SCHOOL FOR THE DEAF. — DELAVAN, WIS.

The Alumni.

THE ALUMNI OF THE WISCONSIN SCHOOL FOR THE DEAF.

Name.	Occupation.	Residence.
1861.		
Thomas A. Jones.....	Carpenter.....	Palmyra.
Alphonso Johnson.....	Teacher	—, N. Y.
George Taylor.....	Jeweler	Chicago, Ill.
Washington Farrer.....	Farmer	Pipe Stone, Minn.
James Dudley.....	Painter	Delavan.
1862.		
Benj. Baird.....		Minneapolis.
Charles Clarkson.....	Farmer	Redfield, S. D.
Harvey Rolfe.....	Carpenter	DePere
Matthew O'Neil.....		
Amelia Bishop.....		Neenah.
Sarah Fountain.....		Sugar Creek.
1865.		
Theodore Benneck.....		
Charles Bishop*	Agent.....	Neenah.
John Downey.....	Trunk maker.....	Milwaukee.
Edgar Van Winter.....	Farmer	Richland Center.
Volena Barry.....		
1866.		
Philip Engelhardt.....	Pattern maker.....	Milwaukee.
Antony Kull*	Student.....	Geneva.
William Sullivan.....	Cabinet maker.....	Minneapolis.
Cassius Scofield.....	Mail carrier.....	Idaho.
Martha Scofield* [Jarvis]		Neenah.
Anna Harrison.....		Two Rivers.
Julia McCoy.....	Farmer	Nebraska.
Adelia Perry.....		Chicago, Ills.
1868.		
Christopher Byrne.....	Farmer	Near Faribault, Minn.
Louis Dyerson.....	Farmer	McFarland.
Henry Kirchoff.....	Cooper	Milwaukee.
Charles Reed.....	Postmaster	Menasha.
Electa DeFrees.....		Chicago.
Francis Hawley.....		
Amelia Jermark.....		
Louisa Short.....		
Sarah Taylor.....		
Emma Tenny.....		Richland Centre.
Belle Thompson.....		Minneapolis, Minn.
1870.		
James C. Balis.....	Teacher.....	Belleville, Ont.
Charles Demarais.....		Fond du Lac.
Dennis Durick.....	Laborer.....	Merrill.
George French.....	Farmer	La Crosse.
Alfred Gould.....	Foreman Harness Shop	Racine.
Joseph Mosnot.....	Printer.....	Kansas City.
Theodore Stone.....	Farmer.....	Near Eau Claire.
Wales Trowbridge.....	Shoemaker.....	Stevens Point.

* Deceased.

*School for the Deaf.**The Alumni of the Wisconsin School for the Deaf—Continued.*

Name.	Occupation.	Residence.
Maggie Hutton*.....	Janesville.
Euphemia Vedder*.....	Berlin.
[Englhardt].....	Milwaukee.
Agnes Rutherford.....
1871.
Stephen Babcock.....	Farmer.....	Boscobel.
1872.
Frank Hutson.....	Machinist.....	Tacoma, Washington.
David Spencer.....	Farmer.....	Boscobel
Fred Weller.....	Sheboygan.
Phoebe Smith.....	Mazomanie.
Statie Meinert.....	Albany.
1873.
Briggs, Urban.....	Farmer.....	White Rock, S. D.
Bartholomew, Anna.....	Near Eau Claire.
Christie, Marg. (Briggs).....	White Rock, S. D.
Harrison, Halge*.....	Printer.....	Manitowoc.
Moon, Simpson,.....	Farmer.....	Irontown.
Murphy, James J.....	Teacher.....	Delavan.
Rutherford, James.....	Student.....	Lake Mills.
Rutherford, Ada (Gould).....	Racine
1874.
Blair, Oliva (Klug.).....	Reeseville.
Germon, Frederick.....	Shoemaker.....	Deerfield.
Meinert, Garret.....	Carpenter.....	Albany.
Klug, August.....	Farmer.....	Reeseville.
Riplinger, Hiram.....	Printer.....	Sheboygan.
Tenney, Helen*.....	Ricland Center.
Tetzlaff, Charles.....	Knot Sawyer.....	Marinette.
Tschudy, Joshua.....	Farmer.....	New Glarus.
Tyler, Edwin.....	Farmer.....	Aztalan.
1876.
Bishop, Ada.....	Kenosha.
Blair, John.....	Antioch, Ill.
Drinkwine, Alex.....	Oshkosh.
Bushnell, Louis.....	Shoemaker.....	Rockford, Ill.
Ernst, Edwin*.....	Cigar-maker.....	Oshkosh.
Henry, Albert.....	Farmer.....	Lodi.
Hunnell, A. (Mrs. Tyler).....	Aztalan.
Jonnson, M. (Mrs. Taller).....	—, Nebraska.
Larson, Lars M.....	Principal of school.....	Sante Fe, N. M.
Stillwell, May (Bishop).....	Neenah.
Tolles, George.....	Nebraska.
White, William.....	Section hand.....	Mazomanie.
1877.
Barker, Sidney.....	Barber.....	Minneapolis, Minn.
Boeckman, Ernest.....
Barnhart, Charles.....

*Deceased.

*The Alumni.**The Alumni of the Wisconsin School for the Deaf—Continued.*

Name.	Occupation.	Residence.
Bailey, Lydia.....		
Cork, Hugh.....	Machinist.....	Minneapolis, Minn.
Conery, Philip.....	Barber.....	Reeseville.
Grosnick, Henry.....	Farmer.....	Kansas.
Henry, Charles.....	Farmer.....	Fontana.
Hecker, Louis.....		
Jockel, George.....	Tailor.....	Lake Mills.
McKee, May (Conery)...		Reeseville.
O'Connell, Dennis.....		
Overton, Ella.....		Antioch, Ill.
Reed, Harry.....		Menasha.
1878.		
Cullen, William.....		Baraboo.
Dill, John.....		
Deubel, Edmond.....	Cooper.....	Watertown.
Englert, Leonard.....	Shoemaker.....	Carney, Mich.
Gunderson, Gunder.....		
Ryan, Michael.....	Roundhouse foreman	Portage.
Worden, George.....	Farmer.....	Richland.
White, Elizabeth.....		Mazomanie.
Sampson, Eric.....	Farmer.....	Norway Grove.
1879.		
Robinson, Warren.....	Teacher.....	Delavan.
Meinert, Frances.....		
1880.		
Andrew, Dora E. (Reed).....		Shawano.
Rossman Emma (Ewing).....		Cal.
Derby, N. E., (Derby).....		Sioux City, Ia.
Eberhart Mary (Tschudy).....		New Glarus.
Scott, Charles W.....	Farmer.....	Brothertown.
1881.		
Clark, Myron J.....		
Cullen, James F.....	Shoemaker.....	Belvidere.
Falk, Edward J.....	Lumberman.....	Wausau.
Foy, Thomas.....	Shoemaker.....	
Williams Cynt. (Tetzlaff).....		Marinette.
Hackett, Mary J. (Coke).....		Penn.
1882		
Griswold, Mary E.....	Teacher.....	Chicago, Ill.
Gorey, Dennis.....	Tailor.....	Chicago, Ill.
Weller, Emil.....	Printer.....	Chicago, Ill.
Wright, Ruth* (Deubel).....		Watertown.
1883.		
Bacon, Lottie E. (Eng'dt.).....	Printer.....	Milwaukee.
Calkins, William.....	Printer.....	Baraboo.
Dickson, Nellie (Falk).....		Wausau.
Florey, Elmer L.....	Farmer.....	Blair, Neb.
Peplenski, Egnitz.....	Farmer.....	Merrill.
Gromacki, L. W.....	Laborer.....	Milwaukee.

*Deceased.

*School for the Deaf.**The Alumni of the Wisconsin School for the Deaf.—Continued.*

Name.	Occupation.	Residence.
Sonnenberg, Augustus..	Carpenter.....	Sheboygan.
Hubner, A. W.....	Farmer.....	Hubbleton.
Ringrose, E. (Popki)	Humbird.
1884.		
Carney, Simon P*.....	Shoemaker.....	Racine.
Dahl, John.....	Carpenter.....	Chicago.
Larsen, Christian.....	Farmer.....	Rio.
Hagerty, Thomas.....	Teacher.....	Delavan.
1885.		
Coughlin, Kate E.....	Printer.....	Fond du Lac.
Dudley, Elly (Riley)	St. Paul, Minn.
Round, Ben F.....	Editor.....	Akron, Iowa.
1886.		
Dimick, Richard E.....	Coloma.
Henry, Adron T.....	Farmer... ..	Fontana.
Miller, S. S. (Karges)	Burlington.
Udall, Ralph.....	Engraver.. ..	St. Louis, Mo.
Wakeman, Henry.....	Liveryman.....	Marshall
1888.		
Cowham, L. E. (Bushnell)	Rockford, Ill.
Hibbard, George R.....	Printer.....	Waupaca.
Morrissey, Frank.....	Printer.....	Appleton.
Hibbard, L. (Stickles)...	Duluth, Minn.
Hibbard, Violet (Angle)	West Superior.
Langner, Otto.....	Painter.....	Sheboygan.
Parker, C. A. (Henry)...	Fontana.
Parker, Myra.....	Merrill.
1889.		
Coughlan, Joseph.....	Printer.....	Chicago.
Cusack, William H.....	Student.....	Washington, D. C.
Cashman, Alfred.....	Barber.....	New Richmond.
Hagerty, Mary.....	Delavan.
1890.		
Bailey, L. M. (Hagerty)	Delavan.
Diesburg, L. A. (Worswick)	Sioux Falls, Dak.
Eisfeldar, Hugo A.....	Jeweler.....	Boscobel.
Esselstyme, Irma M....	Printer.....	Fort Atkinson.
Herr, Peter.....	Lithographer.....	Milwaukee.
Langland, L. (Brimble)	Chicago.
Morey, Lillie E.....	Artist.....	Appleton.
Ruka, Emma L.....	Boscobel.
Wachuta, Joseph.....	Supervisor.....	Delavan.
Williams, Wallace R....	Student.....	Washington, D. C.
Ward, N. E (Johnson)...	Racine.
1891.		
Allikson, Sievert.....	Carpenter.....	Westby.
Carney, Thomas.....	Farmer.....	Bristol.
Dowling, Michael.....	Printer.....	Baraboo.

*The Alumni.**The Alumni of the Wisconsin School for the Deaf.—Continued.*

Name.	Occupation.	Residence.
Gallagan, Bernard.....	Farmer.....	Darlington.
Gierloff, Frederick.....	Farmer.....	Walworth.
Hanson, Edward.....	Lumberman.....	Onalaska.
May Edward*.....	Printer.....	Fort Atkinson.
O'Neil, William J.....	Shoemaker.....	La Crosse.
William, Roth.....	Carpenter.....	Westfield.
Torgerson, Gustav.....	Shoemaker.....	Milwaukee.
1892.		
Bohling, William.....	Painter.....	Sheboygan.
Dickey, Chauncey.....	Carpenter.....	Neillsville.
Hayford, Charles W.....	Farmer.....	Wrightstown.
Kimball, Philip C.....	Farmer.....	Lake Geneva.
Foster, Alma R (L'wr'nce)		La Crosse.
Phillips, Alsada B.....		Milwaukee.
1893.		
Groom, Frances B.....		Cassville.
Mittlesdorf, Gustav.....	Harness maker.....	Plymouth.
Morrison, Florence.....		Millard.
Ruh, Herman.....	Harness maker.....	Plymouth.
1894.		
Conrad, James W.....	Student.....	Washington, D. C.
Freiberg, Albert.....		Sheboygan.
Kirst, Louis.....	Student.....	Washington, D. C.
May, Helen.....		Fort Atkinson.
Meyers, George C.....	Barber.....	Weyauwega.
Nelson, Edwin W.....	Farmer.....	Fontenoy.
Parish William L.....	Carpenter.....	Patch Grove.
Powers, Mary L.....		Colfax.
Reynolds, Francis J.....	Student.....	Washington, D. C.
Richter, Emma L.....		Janesville.
Rosenberg, Bertha E.....		Elk Mound.
Schildhauer, Ellen.....		New Holstein.
Stout, Sophia M.....		Ross.
Wartzoki, Anna.....		Sauk City.

*Deceased.

School for the Deaf.

TERMS OF ADMISSION.

The Wisconsin School for the Deaf, which has a healthful and beautiful location at Delavan, on the southwestern division of the Chicago, Milwaukee & St. Paul railway, is maintained by the state of Wisconsin for the education of those children within her borders who, on account of deafness, are unable to receive instruction in the common school. It has three departments:

First The school proper, in which the pupils are taught writing, reading, composition, arithmetic, geography, history, natural science, penmanship, drawing, speech-reading and oral speech. The course of training also includes calisthenics and gymnastics for both boys and girls.

Second—The shops, where the pupils are taught printing, cabinet-making, shoe-making, and baking.

Third—The domestic department, in which pupils discharge various household duties, and learn baking, sewing, dress-making and cooking.

The law provides that all deaf residents of this state, of proper age and suitable capacity to receive instruction, shall be received and taught free of charge. The regular course of instruction occupies about ten years.

The day is divided into hours for labor, study and recreation, with the design of securing habits of industry, and of promoting health, as well as intellectual and moral development. No leave of absence is granted during the term, except in case of sickness or extreme necessity.

Upon request, a blank form of application is sent to those desiring to send children to the school; and no child should be sent or brought to school until the application, properly filled, has been accepted and notice of the same returned to the person making application.


Candidates for admission should not be under eight, nor more than twenty years of age, of sound moral principles, and good physical health.


Imbecile, idiotic, or feeble minded children will not be received.

Each pupil should be provided with a trunk containing a year's supply of plain, comfortable clothing, marked in indelible ink, with the name in full.

The annual session begins the second Wednesday in September and continues forty weeks. The proper time for the admission of pupils is the beginning of the term, and parents should make every effort to secure their presence at that time.

Except in cases of sickness, all pupils are expected to remain during the entire term; but the superintendent may require the removal, at





WISCONSIN SCHOOL FOR THE DEAF. — DELAVAN, WIS.

Terms of Admission.

any time, of pupils whose condition, moral, mental, or physical, is not such as to warrant their continuance.

The summer vacation extends from June to September. Pupils are sent home promptly at the close of the term, accompanied to prominent railroad points by messengers from the institution. Friends will be expected to meet them at places designated.

Ten terms will be required to complete the course of study by most of those without previous instruction.

All letters and packages for pupils should be marked "Wisconsin School for the Deaf, Delavan, Wis." Express matter and telegrams should be prepaid.

Letters in regard to pupils, applications for admission and inquiries in regard to deaf children or their education, should be addressed to

JOHN W. SWILLER, Superintendent,

Delavan, Wis.

School for the Deaf.

STATEMENT OF CURRENT EXPENSE FUND — 1893.

1892. Oct. 1.	Balance.....		\$23,289 31
1893. April 15.	Appropriation, chapter 152, laws of 1893.....		81,000 00
Sept. 30. 1893.	Steward for sundries.....		1,575 57
July 19.	Transferred for expenses of Board of Control.....	\$1,536 78	
Sept. 30.	Paid on account of current expenses this year.....	41,618 15	
Sept. 30.	Bal. app'n in state treas. \$62,613 83		
Sept. 30.	Bal. in hands of steward..... 100 17		
		\$62,714 00	
	Less overdraft on treasurer of institution.... 4 05	62,709 95	
		\$105,864 88	\$105,864 88

STATEMENT OF CURRENT EXPENSE FUND — 1894.

1893. Oct. 1.	Balance.....		\$62,709 95
1894. Sept. 30.	Steward for sundries.....		1,289 17
July 9.	Transferred for expenses of Board of Control.....	\$1,536 78	
Sept. 30.	Paid on account of current expenses this year.....	40,596 69	
Sept. 30.	Balance appropriation in state treasury..... \$21,138 62		
Sept. 30.	Balance in hands of treasurer of institution.... 709 50		
Sept. 30.	Balance in hands of steward of in-titution.... 17 53	21,865 65	
		\$63,999 12	\$63,999 12
1894. Oct. 1.	Balance.....		\$21,865 65

Special Appropriation Funds

STATEMENT OF SPECIAL APPROPRIATION FUNDS.

CLASSIFIED ITEMS.	Balance available Oct. 1, '92.	Appropri- ations 1893.	Covered back into state treasury.	Expended during biennial period.	Balance available Sept. 30, 1894.
Purchase of real es- tate.....	\$1,000 00	\$1,000 00
Water supply for fire protection.....	\$4,000 00	\$1,033 25	\$2,966 75
Totals.....	\$1,000 00	\$4,000 00	\$1,000 00	\$1,033 25	\$2,966 75

School for the Deaf.

STATEMENT OF

At the Wisconsin School for the Deaf

CLASSIFIED ITEMS.	Inventory September 30, 1892.	Purchased during the year.	Trans- ferred to this ac- count.	Total.
Amusement and instruc- tion	\$2,141 93	\$491 97	\$32 50	\$2,576 40
Barn, farm and garden.	1,162 40	660 66	1,823 06
Clothing.....	276 52	146 46	97 17	520 15
Discount	143 13
Drug and medical dept.	14 00	129 13
Engines and boilers....	5,724 60	233 32	5,957 92
Freight and express (not classified).....	26 67	26 67
Fire apparatus.....	283 50	283 50
Fuel	1,235 00	6,367 69	7,602 69
Furniture.....	4,953 60	392 57	64 50	5,410 67
Gas and other lights....	4,428 04	136 77	400 00	4,964 81
House furnishing.....	5,376 33	1,001 26	6,377 59
Laundry.....	903 95	196 73	27 90	1,128 58
Library	1,464 00	157 92	68 58	1,690 50
Machinery and tools....	629 91	18 36	648 27
Miscellaneous.....	184 50	471 48	7 25	663 23
Officers' expenses.....	120 32	120 32
Printing office.....	957 93	142 70	500 00	1,600 63
Printing, postage, sta- tionery and telegraph	40 85	329 28	23 75	393 88
Real estate, including buildings, etc.....	110,613 41	60 00	110,673 41
Repairs and renewals...	1,016 72	1,731 68	2,748 40
Shoe shop.....	1,136 08	595 16	601 50	2,332 74
Subsistence.....	467 87	9,138 98	480 36	10,087 21
Wages and salaries....	19,308 48	19,308 48
Corrections, inventory, 1893.....
Totals.....	\$143,011 14	\$41,707 59	\$2,363 51	\$187,082 24
Discounts, etc.....	89 44
		\$41,618 15		148,514 23
Net expenses.....				\$88,568 01
Add amount assigned to this institution and set apart, by the Secretary of				

Current Expenses.

CURRENT EXPENSES

for the fiscal year ending September 30, 1893.

Inventory September 30, 1893.	Cash re- ceived on this account.	Trans- ferred from this account.	Total.	Gained.	Expended.
\$2,316 68			\$2,316 68		\$259 72
1,164 85	\$561 20	\$480 36	2,206 41	\$383 35	
240 03	156 87		396 90		123 25
		71 10	71 10	71 10	
15 50			15 50		127 63
5,657 80			5,657 80		300 12
					26 67
281 00			281 00		2 50
2,175 00		400 00	2,575 00		5,027 69
5,050 20			5,050 20		360 47
3,662 35	1 60		3,663 95		1,300 86
5,705 14		18 34	5,723 48		654 11
920 95			920 95		207 63
1,690 50			1,690 50		
634 05			634 05		14 22
197 10	20	68 58	265 88		397 35
					120 32
961 35	103 85	65 00	1,130 20		470 43
169 22	21 03		190 25		203 63
110,673 41			110,673 41		
999 03	78 30	124 50	1,201 83		1,546 57
1,044 19	611 96	97 17	1,753 32		579 42
685 86	27 81	27 90	741 57		9,345 64
	12 75	1,100 00	1,112 75		18,195 73
		241 50	241 50	241 50	
\$144,244 21	\$1,575 57	\$2,694 45	\$148,514 23	\$695 95	\$39,263 96
					695 95
					\$38,568 01
					1,526 78
					\$40,104 79

State for salaries and expenses of the Board of Control.....

School for the Deaf.

STATEMENT OF

At the Wisconsin School for the Deaf

CLASSIFIED ITEMS.	Inventory Sept. 30, 1893.	Purchased during the year.	Transf'r'd to this ac- count.	Total.
Amusem'ts and instruc- tion.....	\$2,316 68	\$456 30	\$119 00	\$2,891 98
Barn, farm and garden.	1,164 85	848 96	2,013 81
Clothing.....	240 03	258 02	152 70	650 75
Discount.....
Drug and medical dept.	15 50	167 94	183 44
Engines and boilers. ...	5,657 80	179 01	5,836 81
Freight and express (not classified).....	38 75	38 75
Fire apparatus.....	281 00	176 93	457 93
Fuel.....	2,175 00	5,215 93	7,390 93
Furniture.....	5,050 20	175 97	198 50	5,424 67
Gas and other lights ...	3,662 35	1,149 28	404 60	5,216 23
House furnishing.....	5,705 14	873 29	6,578 43
Laundry.....	920 95	180 61	36 00	1,137 56
Library.....	1,690 50	174 07	1,864 57
Machinery and tools...	634 05	8 25	642 30
Miscellaneous.....	197 10	471 30	4 00	672 40
Officers' expenses.....	332 06	332 06
Printing office.....	961 35	168 85	500 00	1,630 20
Printing, postage, sta- tionery and telegraph.	169 22	251 07	12 75	433 04
Real estate, including buildings, etc.....	110,673 41	110,673 41
Repairs and renewals...	999 03	1,411 47	2,410 50
Shoe shop.....	1,044 19	404 78	720 00	2,168 97
Subsistence.....	685 86	8,063 03	558 75	9,307 64
Wages and salaries.....	19,649 64	19,649 64
Totals.....	\$144,244 21	\$40,655 51	\$2,706 30	\$187,606 02
Discounts.....	58 82
		\$40,596 69		\$150,755 92
Net expenses.....				\$36,850 10

Add amount assigned to this institution, and set apart by the Secretary of

Current Expenses,

CURRENT EXPENSES.

for the fiscal year ending September 30, 1894

Inventory September 30, 1894.	Cash re- ceived on this account	Transferred from this account.	Total.	Gained.	Expended.
\$2,623 46	\$2 30		\$2,625 76		\$266 22
1,471 57	189 34	\$558 75	2,219 66	\$205 85	
371 24	231 43		602 67		48 08
		58 82	58 82	58 82	
4 75			4 75		178 69
5,666 00			5,666 00		170 81
					38 75
448 50			448 50		9 43
2,679 81		385 00	3,064 81		4,326 12
5,361 75	39 00		5,400 75		23 92
4,023 45	2 69		4,026 14		1,190 09
6,050 88	7 34		6,058 22		520 21
910 20			910 20		227 36
1,770 00			1,770 00		94 57
640 65			640 65		165 00
192 65	28 45		221 10		451 30
					332 06
918 68	224 20	35 75	1,178 63		451 57
193 63	20 64		214 27		218 77
110,673 41			110,673 41		
1,080 15	72 15	196 60	1,348 90		1,061 60
1,108 06	413 58	152 70	1,674 34		494 63
754 29	27 90	36 00	818 19		8,489 45
	30 15	1,100 00	1,130 15		18,519 49
\$146,943 13	\$1,289 17	\$2,523 62	\$150,755 92	\$264 67	\$37,114 77
					\$264 67
					\$36,850 10
State for salaries and expenses of the Board of Control.....					1,536 78
					\$38,386 88

School for the Deaf.

STATEMENT OF MONEYS RECEIVED AT THE INSTITUTION


Classification.	Year ending Sept. 30, 1893.	Year ending Sept. 30, 1894.
Amusements and means of instruction		\$2 30
Barn, farm and garden.....	\$561 20	189 34
Clothing and expense of indigent pupils.....	156 87	231 43
Furniture		39 00
Gas and other lights	1 60	2 69
House furnishing.....		7 34
Miscellaneous.....	20	28 45
Printing office.....	103 85	224 20
Printing, postage and telegraph.....	21 03	20 64
Repairs and renewals.....	78 30	72 15
Shoe shop.....	611 96	413 58
Subsistence	27 81	27 90
Wages and salaries	12 75	30 15
Totals.....	\$1,575 57	\$1,289 17

FARM AND GARDEN PRODUCTS.

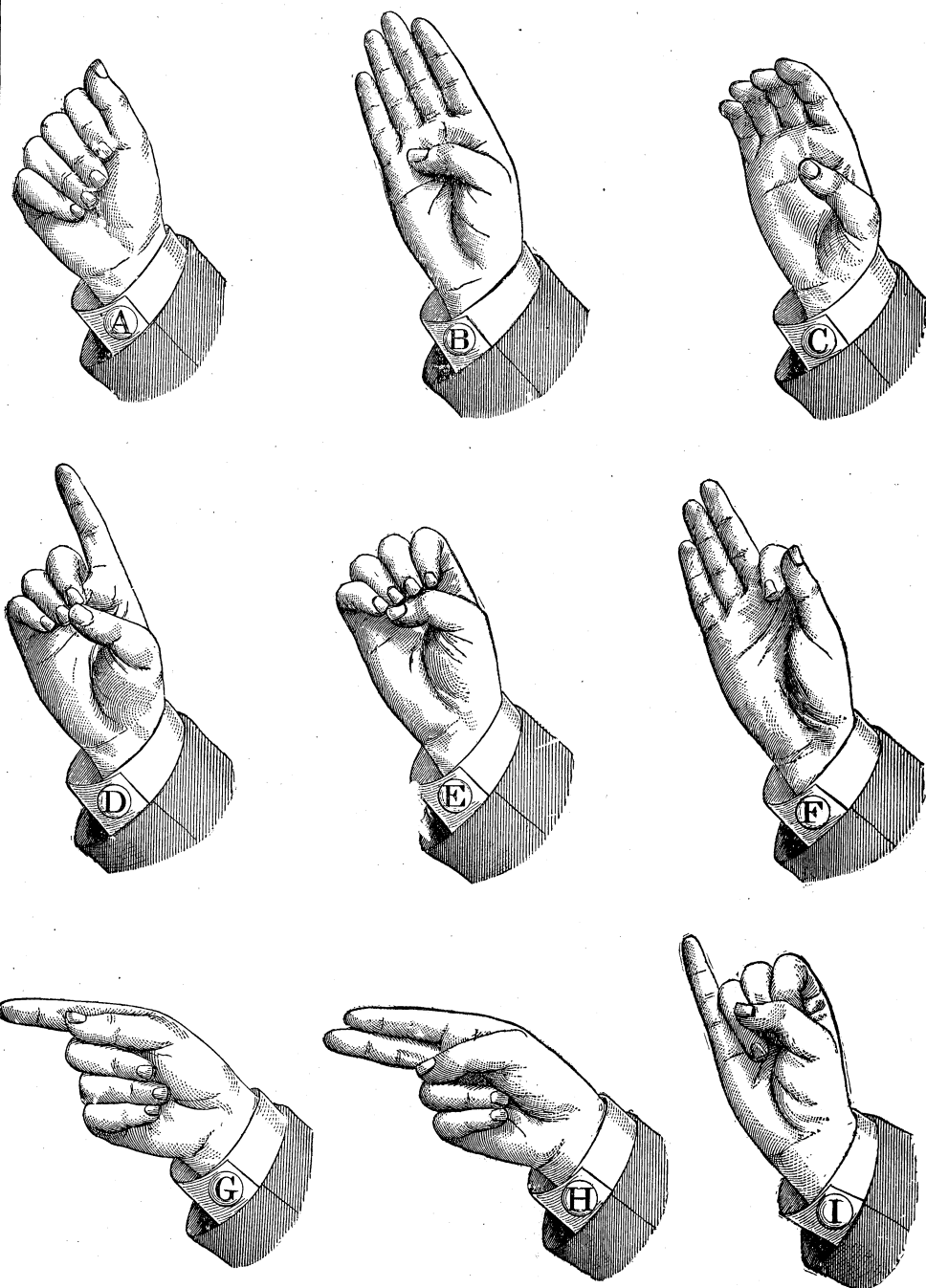
ARTICLES.	FOR THE YEAR ENDING SEPTEMBER 30, 1893.		FOR THE YEAR ENDING SEPTEMBER 30, 1894.	
	Quantity.	Amount.	Quantity.	Amount.
Apples	12 bu.	\$9 60	16 bu.	\$6 40
Beef	1,760 lbs.	106 76	610 lbs.	33 35
Calves.....	7	7 75	4	11 50
Hay.....	3 ton	15 00	5 ton	20 00
Manure.....	34 loads	8 50	8 loads	1 20
Milk.....	52,821 lbs.	371 05	53,800 lbs.	554 64
Pigs.....	11	31 75		
Pork.....	8,135 lbs.	506 15	3,129 lbs.	40 80
Total.....		\$1,056 56		\$767 89

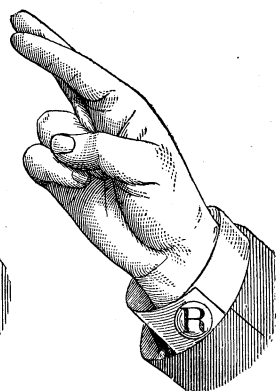
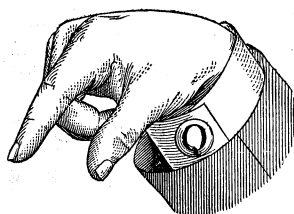

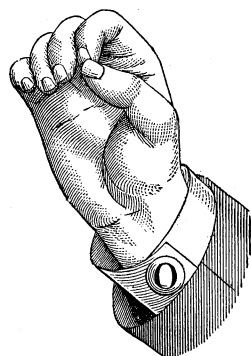


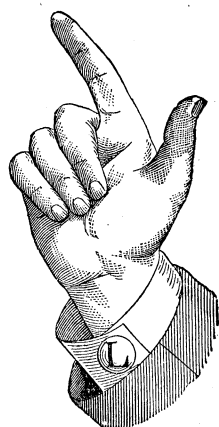
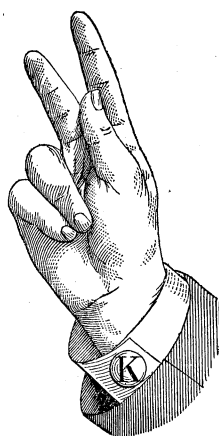
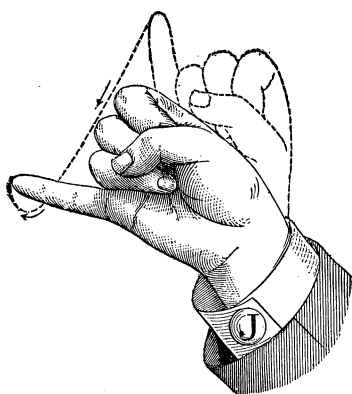


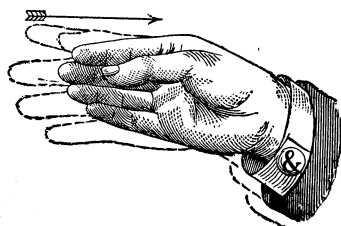
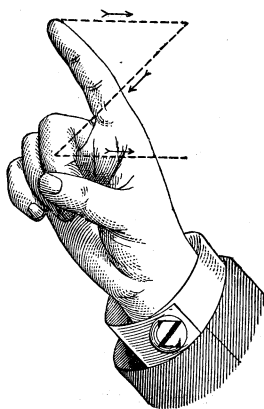

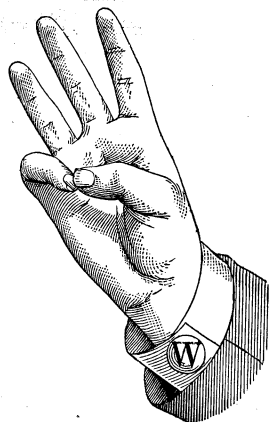

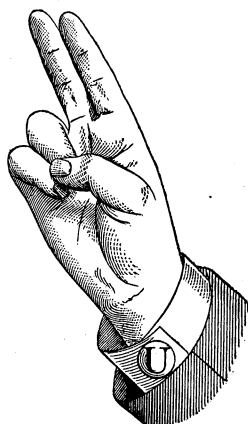


WISCONSIN SCHOOL FOR THE DEAF. — DELAVAN, WIS.




The American Finger Alphabet. Used also all over the world.









Wisconsin School for the Blind.

SIXTH BIENNIAL REPORT
OF THE
WISCONSIN SCHOOL FOR THE BLIND

FOR THE
Two Fiscal Years Ending September 30, 1894.

OFFICERS.

LYNN S. PEASE, A. B., L.L. B.,	SUPERINTENDENT AND STEWARD
MISS LIZZIE J. CURTIS,	MATRON
M. C. CLARKE,	TREASURER

TEACHERS.

LITERARY DEPARTMENT.

MISS S. AUGUSTA WATSON,	MISS FRANCIS H. BENSON,
MISS LOVILA M. MOSHER,	MRS. EMMA PEASE,
MISS ELIZABETH A. BROWN.	
MISS EFFIE M. BURTON (KINDERGARTEN).	

MUSICAL DEPARTMENT.

MRS. JOANNA H. JONES,	MISS JEANETTE M. BECKWITH,
MISS LAURA D. ENGLESON.	

INDUSTRIAL DEPARTMENT.

MISS ELEANOR PARKS,	TEACHER OF GIRLS' SEWING, DRESSMAKING, ETC.
MISS C. ADELE WILLIAMS,	TEACHER OF COOKING
MRS. ELLEN HANSON,	TEACHER OF WEAVING.
M. H. GAEBLER,	TEACHER OF PIANO TUNING.
J. O. PRESTON,	TEACHER OF BOYS' HANDICRAFT.

SUPERINTENDENT'S REPORT.

To the State Board of Control:

Gentlemen:—I herewith submit the forty-fifth annual and sixth biennial report of the school.

ENROLLMENT.

October 1, 1892, the number enrolled was ..	91
Number admitted during the year ..	41
	—
Total enrollment ..	132
Graduated ..	1
Dropped from roll during the year ..	24
	—
Total enrollment ..	25
Remaining on roll October 1, 1893 ..	107
Number admitted during the year ..	23
	—
Total enrollment ..	130
Graduated ..	3
Dishonorably dismissed ..	1
Dropped from roll during the year ..	26
	—
Total enrollment ..	30
Remaining on roll and in attendance October 1, 1894 ..	100

HEALTH.

The general health of the school for the past biennial period has been very good. Notwithstanding the prevalence of contagious diseases, none have entered the school. During the fall of 1892, one pupil was seriously ill for the first four weeks of the term, and in March 1894, one case of malarial fever occurred, running through the month of April. Otherwise there has been no serious sickness in the school.

ATTENDANCE.

The large increase in the attendance, which will be noticed from the preceding portion of this report, is especially gratifying, as it indicates that the work of the school is becoming more extensively known throughout the state. For this extended knowledge, we are indebted to the editors of the state, who very kindly pub-

School for the Blind.

lish each summer a brief outline of the school work, calling attention to the school, of those who know blind children, and requesting them to send the names of such children to the superintendent. The postmasters have also very kindly assisted in our work, by posting in their offices one of our general announcements of school work. Within the past summer another large class of citizens has been requested to assist in this work. A circular was issued to the teachers of Wisconsin and placed in the hands of all those who attended the teachers' institutes, asking them to interest themselves in the welfare of any blind children who might be in the district where they should be employed the coming season. Several responses to this circular have already been received.

Notwithstanding our crowded condition and the limitations necessarily placed upon our work by lack of accommodations, the effort has been continued to search out the blind children in this state who are entitled to the benefits of this school, and who ought to be receiving an education in it. It will be a labor of several years before the state can be thoroughly canvassed and the school management be assured that all the blind children in the state are in touch with the school and, in my opinion, it is a labor that should not be suspended at any time. Any interruption of this line of work would mean a break in the correspondence established, that could not be cured by the efforts of several years following. The change in the method of taking the national census deprives us of the information formerly received, when the census report gave the number and location of the blind children of school age in the state. It would seem to be a proper element of the next state census that it should provide for an enumeration of children with defective sight or defective hearing, so that the superintendents of the school for the deaf and the school for the blind can be aided in their work of finding those children, by this official canvass. Such enumeration should not be of only the blind or the deaf of all ages; but there should be two new classes; those of school age whose sight is so de-

Superintendent's Report.

fective that they cannot attend public schools, and those of school age whose hearing is so defective that they cannot attend public schools.

CHANGES IN TEACHING STAFF.

The additions and changes in our corps of teachers are as follows: In the literary department, Miss Lizzie A. Bingham was unable to return in the fall of 1893, on account of the death of her sister. Miss Kate A. White, of Chicago, took charge of that work from September until the holidays, when she was succeeded by Miss Lovila M. Mosher, of Waupun. Miss Effie M. Burton, of Brocton, New York, succeeded Miss Clara Y. Morse, in the kindergarten in September 1893. The largely increased attendance in the fall of 1893, required the services of an additional teacher, and Miss Elizabeth A. Brown, of Dowagiac, Michigan, was engaged to take charge of a portion of the primary work. The additional attendance and reconstruction of the grades necessitating another teacher this fall, Mrs. Emma Pease was put in charge of a portion of the primary work. In the work department, Miss Eleanor Parks, of Kilbourn City, Wisconsin, succeeded Miss Anna Molander, who was called to Chicago, in May, 1893, on account of her duties in connection with the Columbian Exposition.

LITERARY DEPARTMENT.

In the literary department the efforts of the past two years have been devoted to so perfecting our work that we could establish the courses as outlined in my last report. The literary course now embraces a common school course which includes all the work in the lower, middle, and upper forms, as outlined by the State Superintendent for the common schools of the state; followed by the four years' English and general science high school course as approved by the same authority. The increasing opportunities of securing text-books so that children may study independently, relieves the teachers of the

School for the Blind.

necessity of taking the time in the class room for dictating work or reading lessons from text-books, thus enabling them to spend the time in a more valuable way. However, our text-book list is far from complete, and our work is still considerably hampered in the manner indicated.

OBSERVATION CLASSES.

The most important modification of the work in this department this year is the introduction, in the three grades immediately following the kindergarten, of daily observation classes. Each grade spends at least one class period, forty minutes, under the direction of its teacher, in studying directly, by means of fingers and the other remaining methods of perception, the object which is selected as the subject for that day. I need not call attention here to the great difference in value between the knowledge which a pupil secures by studying the object itself under the direction of a teacher, and the second-hand information which he secures from merely the description his teacher can give him, unassisted by an examination by the pupil, of the object described. But there are some features of this work peculiar to the condition of the pupils we are educating, to which I wish to direct attention.

It is not difficult to imagine the condition of a young man blind from birth who has been taught entirely in the school room, having been brought into contact with but few objects. Remembering that blind children can observe only when they come in contact with the object, and also bearing in mind the impossibility of so describing any object that an adequate idea can be gained when the child has no similar conception with which the description can be compared, in order to properly direct his imagination, it will be easily understood that such a blind man's use of language must necessarily be entirely foreign in the ideas it expresses, to the ideas of the seeing person using the same language. This will be more clearly understood when we learn that, as has been estimated, from seventy

Superintendent's Report.

five to eighty per cent. of the words in common use express ideas derived through the sense of sight. The fields of the other senses, when sight is available, are very limited in comparison with its range; and yet it is only in these other fields that the words are really intelligible to the blind. It becomes necessary, then, in order to establish the most intelligible line of communication between blind children and the seeing world, that the greatest care should be exercised to bring as much of the tangible world as is possible, within the range of the child's remaining senses. There are still other results much more apparent in educating the blind than in other schools. By the time a blind child is old enough to be sent to school, he is usually quite indifferent concerning the things immediately around him. He will eagerly drink in all that is read or told to him, but, left alone, he has but little inclination to verify what has been told him, or endeavor to add to this knowledge, even though the object which would give the desired information be almost within arm's reach. This condition is not to be wondered at. The world was not made for blind men's use. It is full of bumps for him who undertakes to move about with only the untrained senses of feeling and hearing to guide him. Moreover, the solicitude of the parents for the safe-keeping of their blind child, too frequently means shutting him up in the house, to keep him from straying into dangerous places. They repress all curiosity and desire to move about, for fear of danger to the child. Hence the child comes to us utterly indifferent to the surrounding world. Now, if we can arouse this child to the fact that there are beauties innumerable, even for a blind person, and things interesting without number if he will only reach out and find them; if we can cultivate in him the necessary desire and energy to become a self-inquirer, we will have taken a great stride—perhaps the greatest—towards that independence which in its broad sense is our ultimate object. The pleasure of studying surrounding nature will be a constant incentive to self-improvement; and the class-work itself will involve such a

School for the Blind.

training of his directive sense that it will remove to a considerable degree the restraint the child's blindness has put upon his movements from place to place. Our scheme at present is a tentative one, and I can only give in rough outline the course which we propose to pursue. The details will be largely determined by the results of our present work. At present each grade devotes forty minutes to gaining all the information possible from the direct study of the object. Whenever the weather permits, the class, in company with the teacher, goes directly into the field and studies the object selected, in its natural conditions, the teacher directing the observation in a general way, to see that it is made the most comprehensive possible, and supplying by description, such features as are evident only to the sense of sight. The class then returns to the school room and the following class period is devoted to the child's relating in his best language what he has learned in the field, the teacher then supplying any new words necessary to correctly express the ideas gained in the field work.

By a careful selection of typical objects, supplementing with accurate models those naturally within reach, we hope to cover in an elementary way most of the natural sciences. Our pupils will thus gain a large fund of accurate first-hand knowledge, together with the valuable mental training before suggested.

MUSICAL DEPARTMENT.

The instrumental work of this department has been materially assisted by the presentation by Mr. Bent, of Chicago, and the Wisconsin Commissioners of the Columbian Exposition, of one of Mr. Bent's beautiful "Crown" upright pianos, which was on exhibition in the Wisconsin building during the continuance of the exposition. Its delightful tones constantly remind us of our obligations to the thoughtfulness of the friends who have so kindly assisted us. The purchase, also, of a Weber parlor grand and a Decker upright, gives us a good

Superintendent's Report.

equipment for our work, excepting in the piano tuning department.

The opportunity of securing outside scholars for pupil teaching has enabled us to extend the normal work within the past year, so that several of our pupils who contemplate teaching music as a business, are now giving satisfactory instruction. The excellent work of this department cannot be better exemplified than by the fact that the regular instruction given our pupils enables them to undertake this work and do it well with but little assistance.

In the chorus classes, the work has been gradually improved by the introduction of more elaborate choral selections.

Within the past two years, the orchestra has appeared in Milwaukee, Madison and Beloit. Each appearance has been the occasion of considerable praise for the excellence of their music.

THE INDUSTRIAL DEPARTMENT.

In our industrial department, rag carpet and rug weaving continues one of the most profitable lines we have undertaken. There is yet such a good demand for these goods throughout the state that those of our pupils who undertake it with the proper amount of energy are successful in a most satisfactory degree. In this city, where there are several weavers, we still receive enough custom work to meet the demands of instruction in this line.

Although most of the other schools for the blind have discontinued broom-making, we still find it profitable to continue that instruction. This trade illustrates, as well as any line can, the necessity of teaching blind men to do expert work. A blind man cannot expect to succeed if he does poor, or even just ordinary work. In such a case, the machine-made broom drives him out of the market; but, if he thoroughly understands that he must do expert work, and prepares himself for it, our experience indicates that he will have but little trouble

School for the Blind.

in securing a reliable trade. Most house-wives care but little for a difference of ten or fifteen cents in the cost of a broom, providing they can have it made in just the weight and shape to suit their tastes. A skillful broom-maker in any good sized community, by thus consulting the individual taste and soliciting custom with a view of catering to a special trade, can easily work up a business which cannot be defeated by any competition of machine-made brooms. I do not mean to say that this trade alone will prove sufficient to make a blind man self supporting; but it certainly can be made very profitable when used in conjunction with other trades taught here.

Hammock-making is another industry quite suited to blind people. It affords employment for only part of the year, but it is a work which can be taken up at odd moments; does not require any outlay for tools; nor does it require any great amount of manual skill. The importance of it depends largely upon the size of the community in which the hammock-maker is situated and upon his success in working up a trade. We find that the demand is for a good hammock, something that is strong and enduring. There is the same opportunity here as in the broom-making, to cater to a special trade. But then it does not mean any such permanency in trade as is possible in the broom-making industry, when a broom-maker secures the privilege of supplying the constant demand for brooms in a large number of households.

Chair caning as a business, such as caning chairs for a factory, does not afford profitable employment to blind men; but it is easily learned and affords large opportunity for profitable odd jobs repairing chairs in communities outside of those where chair factories are sustained.

Mattress-making has been introduced this fall, and we expect this trade to rank among our best. It is less difficult to learn than carpet-weaving, and a skillful mattress-maker can successfully work independent of any assistance from a seeing person. It is an industry which is constantly extending throughout the country, and, at reigning prices, a good work-

Superintendent's Report.

man can make a good living. It is probable that the greater part of the work will consist in overhauling, cleaning and retying mattresses. With only a few weeks' experience, we have found that it is possible for a blind man to take apart, clean and re-tie a mattress in a day. Mattress-makers are securing from two to three dollars per mattress for such work. As the outlay for new material is very small, it is evident that a person can command a good income, providing he is so located that he can secure plenty of work.

Later in the year we expect to undertake feather duster making, to be used in connection with broom-making. The manufacture of the two articles is very similar in many respects. The same machinery is used and when the pupil has learned broom-making he has learned nearly all that is necessary to make a good duster. The worker can secure plenty of material very cheap, and, by making dusters when his main trade is slack, he will add materially to his income.

The additions to our industrial department within the past three years rank it among the best equipped in the United States. And yet how meager it is, how limited an opportunity for the expression of special talents with which blind boys are endowed as well as seeing children! I am well aware that some of our most experienced authorities in educating the blind would pay but little attention to manual trades, because a blind man works at such a disadvantage when standing beside his seeing brothers. Nor would I urge the trade education if I knew of other fields open to the profitable employment of the blind; but the fact remains that, no matter how thoroughly we may educate these children along general lines; no matter how much of science, history, literature or music they have acquired, unless somewhere or somehow they have acquired the means of earning a livelihood, they must live dependent upon someone's assistance without being able to return value received. And all the pleasure and enjoyment which they might otherwise receive from their education is

School for the Blind.

overshadowed by the fact of that dependence. A few are so gifted along musical lines that such an education will afford them an occupation, and it is a fundamental rule with us, in educating the blind, that as far as the nature of the pupil will permit, his preparation for future employment should be directed towards such occupations as will most eliminate the sight element—such occupations as are dependent upon the other senses, wherein the blind are not handicapped. The musical professions, dependent so largely upon the sense of hearing, afford the blind an opportunity to work more nearly on an equality with the seeing. But there are only comparatively a few pupils who are qualified to make music a profession. And we have not discovered any other trades or professions in which the learning is of primary importance independent of the sense of sight.

There is another class of pupils who possess the qualifications to fit themselves for professional life. But too often, even though the pupil possesses the requisite ability, he lacks the funds necessary to enable him to secure the needed professional education. It is one of my dreams to some day establish a scholarship fund in this state, which will obviate this difficulty, by aiding such pupils in securing a collegiate or conservatory education. But such a fund is still a thing to be realized. What shall we do with those pupils who pass through our schools in the meantime?

Again, a large portion of our pupils can never be successful along either of the lines indicated. Have we done sufficient when we have provided simply the trades herein listed? I think not. At the biennial session of the American Instructors for the blind last summer, the following resolution was adopted: "Resolved that this association recognizes the importance of widening so far as possible, the opportunities for the successful industrial instruction of the blind; and, with this in view, requests the President to nominate a committee of five, who shall inquire carefully into the results of present efforts in this direction, and make such suggestions as they

Superintendent's Report.

may deem practical, to the association at its next meeting." In conformance with this resolution, the President named Superintendent C. H. Hill, of Romney, West Virginia, Superintendent Frederick Place, of Batavia, New York, Superintendent M. Anagnos, of the Perkins Institution, Boston, Superintendent E. P. Church, Lansing, Michigan, and Superintendent Lynn S. Pease, Janesville, Wisconsin.

As a member of that committee, I wish to use this opportunity to solicit the interest and assistance of our friends throughout the state, in making as thorough an investigation as possible of the opportunities for manual employment of the blind.

It might be well to state briefly some of the features which experience has determined are elements of a good trade for the blind. First, those trades are available which are local to a community, inasmuch as they are the most free from outside competition with either machinery or hand labor. Second, the trade should require skilled labor, and the product should be capable of considerable variation in order to meet special tastes. The greater the brain element required in any trade, the greater the probability that it will be a successful trade for the blind. If the article produced is one of general use and is capable of special adaptation to meet the differing tastes of the community, so that the working man can win a trade on special orders, it contains most of the desirable features. In general, it may be said that a successful trade for the blind will consist of, or tend towards, skilled personal service.

In considering whether or not any trade will be a desirable one for the blind, the primary question is not whether the sense of sight can be eliminated. We are so accustomed to depend upon our eyes, and leave our other senses unused, that we really have but little idea of the possibilities that lie ahead of energetic, intelligent, well-trained blind men. It is comparatively easy to see that a blind man cannot become a successful blacksmith or watch repairer, because it is evident in these cases that the other senses cannot take the place of

School for the Blind.

sight; nor would it be possible to employ another's eyes to direct the work; nor is the sight sense so subordinate in the work that it would be profitable to hire the assistance of another's eyes. But it is quite important, in considering the question of trades, for us to fully comprehend that we should not discard a trade because, from our standpoint, we think the element of sight cannot be entirely eliminated. It requires but a little experience to teach us that a blind man can "see" with his fingers, or other senses, a great many things which would seem impossible to our untrained sense of feeling. Again, as indicated above, the sight may be simply a subordinate feature of the work. When that is the case and the greater part of the value of the product lies in skilled labor, it is very apt to prove profitable for the blind man to hire a pair of eyes for the little assistance he may need.

It may be noted that the field of trades wherein the worker furnishes the completed product has been carefully canvassed, and the probability of further discoveries is not great. Therefore it might be well for us to direct our attention along some other line, and inquire whether there are any trades in which specialized features will afford employment for the blind; if, in the minute division of labor which is pervading so many industries, we cannot find some divisions which are particularly adapted to persons of skilled touch; if so, it will be comparatively an easy matter with the assistance of a general manual training course, to train boys for the specific purpose. It must be remembered that there should be a constant effort to extend the work of the school until it becomes possible, not only to educate every child to good citizenship as a general condition, but also to place in his power the ability and opportunity to provide his own living. Whether or not such a result is unattainable is not for us to discuss; the labor must be unceasing until success is achieved or the necessity of the failure is proved beyond question.

It is true that schools for the blind should not always be taken to task when blind graduates fail to provide for them-

Superintendent's Report.

selves. Blind children, like other children, are oftentimes lazy; sometimes so lazy, they will not play, much less work. No school can equip such children, blind or seeing, so they will become self-supporting, especially when there is an ever-ready public to maintain them, through misplaced charity; but the school should not evade its responsibility to do all that can possibly be done for those bright, active, energetic blind children who will gladly embrace every opportunity to improve themselves.

GIRLS' INDUSTRIAL DEPARTMENT.

In the girls' industrial department, the query "What shall we teach our girls to make them self-supporting?" remains unanswered. While no advance has been made in that particular direction, we have continued our effort and made considerable progress in opening for our girls a larger field of usefulness in their homes. A training which will obviate idle, useless living, and make girls so helpful that they materially lessen the burden of their maintenance when with family or friends, is worthy of our effort, even though we fail to secure the full measure of happiness which comes from a realized independence.

COOKING CLASSES.

The cooking classes which were established at the beginning of this biennial period, have prospered beyond all anticipation. This department has attracted considerable attention. I am not certain but its value in illustrating to the people of the state the capabilities of the blind is as great as in its practical results with the pupils. Our experience proves beyond question that blind girls can be taught cooking so that, together with general housework, they can be valuable assistants in any home. We are under obligations to the "Public Opinion" and other papers in giving extended notices of our work; but their statement that we aim to train our girls to become pro-

School for the Blind.

professional cooks should be corrected. We do not anticipate that this work will be of any value outside of the home life.

The following is an outline of the work and the results accomplished.

COOKING CLASSES FOR THE BLIND.

In presenting a sketch of our cooking classes, I shall endeavor to give simply the principles which have determined the direction the work has taken, with just enough detail to indicate that the objects which caused the introduction of the department are attainable.

Object.—This department is not an effort to train blind girls to become professional cooks, nor to make them efficient servants. But, not having succeeded in finding such profitable employment for them that they may become self-supporting, it seems desirable to give them all possible education that will tend to make them valuable assistants in their own homes, or, if they are homeless, make them helps, and not burdens, in friendly houses, whereby they may gain homes. With this in view, we have extended our instruction in house-keeping to include cooking and kitchen work in general.

Cooking Equipment.—In determining our kitchen outfit, it seemed unwise to follow the plan of the usual cooking school. Such a school seeks to teach the uses of utensils best adapted to the work in hand, to people who can furnish their kitchens as they may wish. Hence all modern conveniences are introduced into the cooking school. Our girls, coming, as they do in many instances, from houses equipped in the simplest manner, must be so taught that they may return to their homes and work intelligently with such utensils as their home kitchen may afford. Our kitchen, therefore, is modelled after the average home kitchen. An ordinary cooking-stove, with its wood-box, a plain table, a set of shelves, and a couple of chairs constitute the kitchen furnishings. The cooking utensils are kept in an adjoining closet. We use

Superintendent's Report.

wood instead of coal, although coal would require less attention. But Wisconsin still burns wood in her kitchen stoves, and the proper management of a wood fire will be one of the necessary conditions of successful work when our pupils return to their homes. Nor have we placed a hot-water faucet in our kitchen. To keep the kettle filled and hot is an essential element in successful cooking; and, as usual, pupils will learn that best by doing it.

Cleanliness.—The blind cook must exercise extraordinary care to insure cleanliness, if she expects to prepare acceptable food. Consequently, a wash basin, and pail and dipper, are a necessary part of the kitchen outfit. These should be placed conveniently near both the stove and table. Whenever the girl touches the stove, or anything which can possibly soil her hands, she washes them before touching any of her cooking material or any utensil which she intends to use in her work. To protect their clothing, the girls are provided with large aprons, which they put on as soon as they enter the kitchen, removing them only when they have completed their work for the day.

The Stove.—We began our instruction with that constant and central factor in cooking,—the stove. As it is also the dangerous element, the pupil needs explicit and thorough instruction regarding it, its uses and management, building a fire, controlling the draughts, disposition of utensils to best advantage in preparing a meal, and how to avoid soiling hands and clothing in working about the stove. We use no mechanical contrivance to protect the pupils from the fire. It might be difficult for them to procure such for the home kitchen; and we have felt that careful instruction regarding the danger, followed by several years' work under the eye of a careful teacher, must instil such careful habits that there can be no real danger.

Preliminary Instruction in Lower Grades.—Our beginning was not the ideal one. The more logical method would consider first all the processes of manipulation of materials, introducing the stove when the pupil has learned how to pre-

School for the Blind.

pare the food, so that she can use the stove constantly. But our situation at the introduction of the course seemed to demand our pushing rapidly towards tangible table results. Results would indicate that our course was justified. The cooking department has become an established feature of our school, and our girls are anxious to receive the instruction. We are now engaged in arranging for thorough preliminary work, to begin with a "kitchen garden" section of our kindergarten department. This preliminary work will be a constant feature of the school work through all the grades, until the girls are ready to be assigned to regular class work in the cooking department.

As we have not arranged the details, I can only point out the general lines along which we are working. As baby girl "helps" mamma set the table, and later wash the dishes, sift the flour, cut the cookies, stir the cake, etc., so that before she reaches the "stove age" she is well acquainted with utensils, materials, and methods of preparation, so we hope to train our girls to such capability that, when they are old enough to be assigned to the cooking class, their entire attention can be given to the more technical instruction of the department. Our plan contemplates one dining room and kitchen outfit small enough to be toys; another set large enough to give the instruction more realism and to lessen the transition to the genuine kitchen equipment. A series of games will be introduced, having as the objective points a thorough acquaintance with all the utensils and a development of the art of manipulating the materials used in cooking. Some substitute for the materials, such as moulders' sand, will be necessary in the earlier stages, both for the sake of cleanliness and the economy of material. But we shall probably introduce real cooking material before the pupil enters the cooking course. For, still keeping as our guide intelligent motherhood,—that companionship of mother and daughter which leads the daughter to learn the round of household duties through her love to "help mamma,"—there

Superintendent's Report.

will come the time when the blind girl has become skilful in all the operations necessary to prepare a certain article of food, but is yet too young to be safely intrusted with work about a stove. This is the time when mamma divides the dough with her little helper, who rolls it out, cuts out the cookies, and puts them in the baking-dish. Mamma bakes them; and possibly a dolls' tea-party results, so that the little maiden may give "my own cookies" a place of honor.

No one will question such incentives to a thorough preparation for the special work, nor can we doubt the added pleasure and "home life" feeling, which such incidents would give our little blind girls, if such can be introduced into their school life. Hence, when they have properly learned to roll out the clay "cookie dough," to cut it nicely, lift and place it in the tins they have already prepared, they will be allowed to go to the "class kitchen" on some cookie day, be given some real dough, prepare, cut, and arrange their cookies all ready for the oven, and have them baked by the older girls just as they would at home.

Such instruction continuing through several years, always occupying but a small portion of the time, will remove most of the real difficulties in teaching blind girls to cook before they have reached the regular class instruction.

Course of Study.—I shall not attempt to give our course of study in detail. It would occupy too much space. You see we started with a broad-gauge ambition. In fact, our work was mapped out, as to results, the same as it would have been for seeing children. Perhaps I ought to attempt a justification of such work by giving a more complete expression to my thought. People who rely upon their eyes cannot understand the limit of the restrictions placed upon blind people. We may imagine difficulties which do not exist. Hence, in beginning a new line of work, I would give it sufficient scope to include all the essentials, the same as I would, were we teaching seeing children. When we meet difficulties which we cannot avoid, difficulties to which we must yield because

School for the Blind.

they are peculiar to blindness, we have lost nothing, because the education is complete to that point; and we may have found the imagined difficulties to be only imaginary.

The metes and bounds of our course of study are as follows: Begin with those dishes which will use such material as the simplest home life supplies, selecting those which require the least manipulation of materials and can be most easily tested in progress of cooking. As time permits, extend in the direction of variety in the use of the same materials, giving particular attention to economy in making palatable dishes from the food remaining after a meal. Next introduce new materials, and so on.

The Dishes We Have Made.—The following dishes have been successfully cooked by one or another of our totally blind girls within the brief period the department has been in operation, the girl measuring out her materials and performing all the work without any assistance, even to placing it on the dish ready for service at the meal. No attempt is made to give them in the order they were studied. Milk bread, water bread, raised biscuit, baking-powder biscuit, creamed toast, fried toast, dry and buttered toast, griddle cakes, browning and rolling stale bread; citron cake, loaf cake, fruit cake, luncheon cake, plain cookies, pound cookies, custard pie, mince pie; roast beef, fried steak, broiled steak, baked chicken, fried ham, cold meats chopped and warmed over with gravy, meat croquettes; potato salad, cabbage salad; potatoes, baked, boiled, creamed, fried, lyonnaise, mashed, balls, Saratoga, French; corn, boiled and baked; tomatoes, boiled and baked; cabbage, cold and hot; carrots, boiled and creamed; turnips, boiled, creamed, mashed; parsnips, boiled and fried; squash, baked; jellies, grape, crab-apple, apple; preserves, quince, citron, pumpkin, peach, tomato, pineapple; sweet pickles, tomato, watermelon, peach, cucumber; piccaililli; jam, quince, peach, grape, pie-plant; marmalade, peach, crab-apple, quince, apple; cucumber catsup and sauce, grape catsup, spiced grapes.

Superintendent's Report.

Adaptation.—In measuring material, testing cooking, etc., the teacher must constantly make adaptations, so that the sense of touch can do the work of sight. I intended including a statement of some we have developed, but there is so much that must be left untold that those will go with the rest. Enough to say that a delicate touch is soon developed, which does slowly, but surely and exceedingly well, nearly all the work that cooking requires of the eyes of the seeing person. In some cases like separating the white and yolk of eggs, when the touch is not sufficient, a particular manipulation becomes the necessary guide.

Inexpensive Instruction.—Just a word regarding the expense of the department, as that is so frequently of determining force when the introduction of a department is under consideration. You have seen that the equipment is inexpensive. In the operation of the classes there need be no waste. All the food that has been cooked in our class work has been eaten at regular meal-time. The pupils have a very pleasant habit of sending their new dishes to the superintendent's table, where they are welcome because they are always nicely cooked. The products of the repetition of that lesson are taken to the pupils' tables, the pupils receiving them with evident appreciation. No greater difficulty need be anticipated in finding a capable teacher in this department than in any other.

I am glad to record a visit from Miss Kate Wright, of the Michigan School for the Blind, who spent a week with us, inspecting this classwork, under instructions from the Board of Control of the Michigan school, who are making arrangements for introducing cooking classes into their school.

DRESSMAKING.

The work in the girls' sewing classes has been successfully extended to include sufficient dressmaking to enable the girls to cut, fit, and make all their own clothing. Within the past

School for the Blind.

year over twenty dresses were thus made in these classes. Such training, of course, will enable them to prepare a large portion of the family clothing.

Improved methods in teaching plain sewing—one of the most difficult features of this department—have resulted in a more general attainment of skillful work in this line. Another year we hope properly to equip this department and give special attention to machine sewing, in addition to the work now taught.

Our exhibit in the Handicraft department at the Columbian Exposition was awarded a medal, and several of our exhibitors were given diplomas for excellence of work.

IMPROVEMENTS.

Exercise Grounds and Building Sites.

The most pressing need of the school is an extension of our grounds, so we can provide exercise and play grounds for our scholars. The foundation of all our work must be the most healthful bodies we can secure. We have learned that in places where the pupils are perfectly familiar with the situation, where there are no obstructions to be feared, they can throw off the restraint common to all in moving about in strange places or in the midst of obstructions, and surrender themselves to the pleasures of their exercise or play, with a freedom that cannot but result beneficially, both in general health, and in relieving them from the strained muscular positions consequent upon years of constant lookout for danger. These exercise grounds, one for the boys and one for the girls, should provide ample drill grounds, running tracks, and opportunity for such games as foot ball, hand ball, and various other amusements possible in the school. It needs no extended argument to denote the great value to children of being so placed that they can romp and frolic in the open air to their hearts' content. Aside from the joyousness it brings into

Superintendent's Report.

their lives, the daily gain in strength, the renewed vigor in their school work—all point to the necessity of such an opportunity if we expect to attain the best results.

The only property suitable for these purposes is now available. Any further delay will result either in its permanent loss to the school, or its purchase at a greatly increased price, as it is so situated that it will now increase in value very rapidly. Additional ground will be needed for the new buildings which must be erected if the necessities of this rapidly growing school are properly met. The property suggested offers the only suitable site for them. The purchase is urgently recommended.

Two years ago I had the privilege of calling your attention to the report of the superintendent two years previous, wherein it was stated:—"Already the lack of adequate room for some purposes begins to be felt, and an addition of ten or fifteen scholars will require an enlargement of accommodations." When that report was made, there were seventy-seven pupils in attendance. Last year we had an attendance of one hundred and fifteen, or an increase of thirty-seven. This year we open with an attendance of one hundred, which will probably increase during the year, beyond last year's attendance. The lack of adequate room in several directions is sadly felt. Our dormitories, dining rooms, school rooms, teachers' rooms, and rooms for our employes are all overcrowded. We have had to take the study rooms for other purposes, and the corridors have been pressed into service for music and tuning instruction. As this need of increased accommodations is not caused by an increase in the courses of instruction, but is caused by the constantly increasing attendance, it will readily appear that, unless immediate steps are taken, we not only cannot extend our instructional departments, but, before the end of this biennial period, we may be obliged to refuse to receive pupils, because we cannot care for them. Such a result would indeed be very unfortunate.

The general repairs will include a new storage battery, as

School for the Blind.

the present one is nearly useless. It will be without value before the end of the present school year.

It is also evident that the facilities for lighting will need to be increased. The dynamo we have is frequently unequal to the demand. The additional requirement another year will probably necessitate an exchange of dynamos.

Extensive repairs to the buildings are very necessary. The original soft wood floors are in such a worn condition that they are constantly giving out, and a considerable portion needs replacing every year. Within the past two years the repairs in the greater number of the dormitories have been completed, new hard floors replacing the old; the wood-work repainted and the walls freshened with calcimine. But the other floors and the exterior of the building present a shabby appearance, which I hope can be corrected very soon.

Our new system of heating is working very satisfactorily. It combines sufficient radiation to warm the building in the warm weather of fall and spring, and an 84 inch fan of sufficient capacity to force into the building per minute, 40,000 cubic feet of fresh air heated to the desired temperature. This system secures the ventilation so necessary in such an institution, by the same means that the building is heated.

The other very much desired improvement was the extension of the city water system, to secure fire protection. A six-inch main has been laid from the city mains to and through our grounds, along which four double-nozzled hydrants are located. In addition, there are two standpipes in the main building, and one in the schoolhouse, with sufficient hose attached at each floor to protect all parts of the building.

In finishing the interior of the shop building, the probable future use of the building for boy's dormitories was fully considered in making the plans, and the interior was so constructed that the building can be transformed into dormitories without any expense. It would have been utterly impossible to have accommodated the increased attendance last year if this building had not been fitted up for school rooms.

Superintendent's Report.

In closing this report, I wish to acknowledge our obligations to the officers and teachers who have been associated with me. Whatever advancement has been accomplished in the school work, can be attributed to the intelligent, energetic, conscientious labor of my staff. Upon them has developed the real work of the school, and they have measured their duties with a generous hand, devoted to the welfare of our children.

I wish to especially mention our obligation to our matron, Miss Lizzie J. Curtis, whose efficient work with our pupils can never be too thoroughly appreciated. Her duties have been truly the matron's—the mother's work—a most important feature of the school life when the little folks must be deprived of their own mother's care for so long a portion of the year. Such a loss would be irreparable if those young lives, while with us, were not constantly in touch with a motherly heart, and their daily life ever watched over with a motherly care which for a devoted fifteen years has enriched the womanhood and manhood constantly passing out from this school.

The active, intelligent co-operation of your body in pressing forward along the possible lines of improvement has been thoroughly appreciated.

Respectfully submitted,

LYNN S. PEASE,

Superintendent.

School for the Blind.

The following table shows the number of pupils reported for each year of the existence of the school:

Number of Pupils.	From—	To—
Six	Oct. 1, 1849
Eight	Oct. 1, 1850	Jan. 11, 1851
Nine	Jan. 11, 1851	Dec. 18, 1851
Nine	Dec. 18, 1851	Dec. 30, 1852
Thirteen	Dec. 30, 1852	Dec. 31, 1853
Sixteen	Dec. 31, 1853	Dec. 31, 1854
Fourteen	Dec. 31, 1854	Dec. 31, 1855
Nineteen	Dec. 31, 1855	Dec. 31, 1856
Twenty	Dec. 31, 1856	Oct. 1, 1857
Twenty-five	Oct. 1, 1857	Oct. 1, 1858
Twenty-seven	Oct. 1, 1858	Oct. 6, 1859
Thirty-four	Oct. 6, 1859	Oct. 1, 1860
Forty-two	Oct. 1, 1860	Oct. 1, 1861
Fifty	Oct. 1, 1861	Oct. 1, 1862
Fifty-four	Oct. 1, 1862	Oct. 1, 1863
Fifty-nine	Oct. 1, 1863	Oct. 1, 1864
Fifty-eight	Oct. 1, 1864	Oct. 1, 1865
Fifty-four	Oct. 1, 1865	Oct. 1, 1866
Fifty-four	Oct. 1, 1866	Oct. 1, 1867
Sixty	Oct. 1, 1867	Oct. 8, 1868
Sixty-nine	Oct. 8, 1868	Oct. 12, 1869
Sixty-four	Oct. 12, 1869	Oct. 12, 1870
Sixty-eight	Oct. 12, 1870	Oct. 1, 1871
Seventy-six	Oct. 1, 1871	Oct. 1, 1872
Seventy-seven	Oct. 1, 1872	Oct. 1, 1873
Seventy-five	Oct. 1, 1873	Oct. 1, 1874
Eighty-two	Oct. 1, 1874	Oct. 1, 1875
Eighty-six	Oct. 1, 1875	Oct. 1, 1876
Ninety-one	Oct. 1, 1876	Oct. 1, 1877
Ninety-one	Oct. 1, 1877	Oct. 1, 1878
Ninety	Oct. 1, 1878	Oct. 1, 1879
Eighty-nine	Oct. 1, 1879	Oct. 1, 1880
Eighty-four	Oct. 1, 1880	Oct. 1, 1881
Eighty-two	Oct. 1, 1881	Oct. 1, 1882
Seventy-eight	Oct. 1, 1882	Oct. 1, 1883
Seventy-eight	Oct. 1, 1883	Oct. 1, 1884
Eighty four	Oct. 1, 1884	Oct. 1, 1885
Ninety-one	Oct. 1, 1885	Oct. 1, 1886
Ninety-three	Oct. 1, 1886	Oct. 1, 1887
One hundred and one	Oct. 1, 1887	Oct. 1, 1888
One hundred and four	Oct. 1, 1888	Oct. 1, 1889
One hundred and seven	Oct. 1, 1889	Oct. 1, 1890
One hundred and nine	Oct. 1, 1890	Oct. 1, 1891
One hundred and seventeen	Oct. 1, 1891	Oct. 1, 1892
One hundred thirty-two	Oct. 1, 1892	Oct. 1, 1893
One hundred thirty	Oct. 1, 1893	Oct. 1, 1894

Enrollment.

The following pupils were enrolled during the biennial period, Sept. 30, 1892, to Oct. 1, 1894:

BOYS.

Name.	Postoffice.	County.
Adams, Herbert.....	North Clayton.....	Crawford.
Alleyn, Medar.....	Marinette.....	Marinette.
Anderson, Andrew.....	Rice Lake.....	Barron.
Anderson, Jens.....	Stoughton.....	Dane.
Belongia, Frederick.....	Oconto.....	Oconto.
Bentzine, Alfons.....	Cumberland.....	Barron.
Berger, John.....	Aniwa.....	Langlade.
Berger, Nicholas.....	Aniwa.....	Langlade.
Bergs, Joseph.....	Milwaukee.....	Milwaukee.
Bethke, Friedel.....	Milwaukee.....	Milwaukee.
Biggs, James.....	Richland Center.....	Richland.
Bitter, Albert.....	Milwaukee.....	Milwaukee.
Breitzman, Leo.....	Neenah.....	Winnebago.
Brown, Royal.....	Neillsville.....	Clark.
Carlson, Charles E.....	Milwaukee.....	Milwaukee.
Carter, Roy.....	Janesville.....	Rock.
Cochran, Orson.....	Centralia.....	Wood.
Cochran, Willie.....	Centralia.....	Wood.
Coleman, Edward.....	Chippewa Falls.....	Chippewa.
Cook, Harry.....	Randolph.....	Dodge.
Detert, Henry.....	Harrisville.....	Marquette.
Dobbins, Willie.....	Marinette.....	Marinette.
Donahue, Edward.....	New Richmond.....	St. Croix.
Donhardt, Andrew.....	Marshfield.....	Wood.
Drew, Samuel.....	Marinette.....	Marinette.
Eastman, Farnam J.....	Platteville.....	Grant.
Edwards, Arthur.....	Oconto.....	Oconto.
Feick, Hugo.....	Plymouth.....	Sheboygan.
Feistel, Alfred.....	Sheboygan.....	Sheboygan.
Finney, Willie.....	Stuben.....	Crawford.
Flannigan, James.....	Wiot.....	La Fayette.
Friar, Fred.....	Meadow Valley.....	Juneau.
Fuller, Clarence.....	Monroe.....	Green.
Fuldsick, Frank.....	River Falls.....	Pierce.
Gauerke, Adolph.....	Ixonia.....	Jefferson.
Genrich, Edward.....	Milwaukee.....	Milwaukee.
Goetzinger, Walter.....	Milwaukee.....	Milwaukee.
Groth, Charlie.....	Milwaukee.....	Milwaukee.
Hall, Howard A.....	Poynette.....	Columbia.
Hansford, Walter.....	Fort Howard.....	Brown.
Hayner, Frank.....	Janesville.....	Rock.
Heck, Leo.....	Sheboygan.....	Sheboygan.
Heil, Joseph.....	Stevens Point.....	Portage.
Hess, Joseph.....	Ashford.....	Fond du Lac.
Holmgren, Peter.....	Hurley.....	Ashland.
Hulbert, Chester.....	Bangor.....	La Crosse.
Johnston, Bertie.....	Milwaukee.....	Milwaukee.

School for the Blind.

BOYS—Continued.

Name.	Postoffice.	County.
Kavanaugh, James.....	Cumberland.....	Barron.
Klattee, Louis.....	Milwaukee.....	Milwaukee.
Knight, Terrence.....	Darlington.....	La Fayette.
Knuth, Bernard.....	Milwaukee.....	Milwaukee.
Lange, Leo.....	Milwaukee.....	Milwaukee.
Langenkamp, Joseph...	Tisch Mills.....	Manitowoc.
Lettow, Herman.....	Wonewoc.....	Juneau.
Mahon, Albert.....	La Grange.....	Walworth.
Mansky, Gustav.....	Fort Atkinson.....	Jefferson.
Metajowitz, Charlie...	Branch.....	Manitowoc.
Musilek, Willie.....	Racine.....	Racine.
Nedley, Nicholas.....	Milwaukee.....	Milwaukee.
Nelson, Carl.....	River Falls.....	Pierce.
Ness, Ludwig.....	Eau Claire.....	Eau Claire.
Nitschke, Arthur.....	Milwaukee.....	Milwaukee.
Nolden, Reinhold.....	Alma.....	Buffalo.
Ouradnik, Edward.....	Slovan.....	Kewaunee.
Parish, Chester.....	Whitewater.....	Jefferson.
Plagens, Edward.....	Fairwater.....	Fond du Lac.
Raabe, Edward.....	Milwaukee.....	Milwaukee.
Rickert, Adam.....	Portage.....	Columbia.
Roberts, Daniel.....	Baraboo.....	Sauk.
Robertson, Peter.....	Oxford.....	Marquette.
Root, Charles.....	Waukesha.....	Waukesha.
Rouse, Hayes.....	Bay Settlement.....	Brown.
Sayre, Robert Henry...	River Falls.....	Pierce.
Schoolcraft, Luverne...	Beaver Dam.....	Dodge.
Schnitke, Theodore.....	Eau Claire.....	Eau Claire.
Schuster, John.....	Richfield.....	Washington.
Scribner, Jerry.....	Oshkosh.....	Winnebago.
Siegel, Frank.....	Milwaukee.....	Milwaukee.
Slack, Philip.....	Valton.....	Sauk.
Stoll, Henry.....	Milwaukee.....	Milwaukee.
Thurrow, Herman.....	Reedsville.....	Manitowoc.
Tuttle, George.....	Menasha.....	Winnebago.
Weller, Edward.....	Sparta.....	Monroe.
Wenker, Walter.....	Clyman.....	Dodge.
Whitney, Arthur.....	Edgerton.....	Rock.
Wolfe, George L.....	Prescott.....	Pierce.
Wutstrack, Charles.....	Footeville.....	Rock.
Wuttke, Otto.....	Milwaukee.....	Milwaukee.

Enrollment.

GIRLS.

Name.	Postoffice.	County.
Amans, Bella.....	Rice Lake.....	Barron.
Anderson, Ida.....	Menomonie.....	Dunn.
Austin, Sarah.....	Marinette.....	Marinette.
Baxter, Della.....	Berlin.....	Green Lake.
Belongia, Louise.....	Oconto.....	Oconto.
Bentzine, Emma.....	Cumberland.....	Barron.
Bickford, Mabel.....	Waupun.....	Fond du Lac.
Bierne, Cora.....	Oakfield.....	Fond du Lac.
Boury, Leah.....	Rice Lake.....	Barron.
Brandt, Anna.....	Oshkosh.....	Winnebago.
Brooks, Hattie.....	Pittsville.....	Wood.
Brose, Clara.....	Stockbridge.....	Calumet.
Carr, Cassie.....	Eau Claire.....	Eau Claire.
Cornet, Irma.....	Duval.....	Kewaunee.
Damuth, Laura.....	Elkhorn.....	Walworth.
Davis, Anna.....	West'n Union Junction.....	Racine.
Davis, Maggie.....	West'n Union Junction.....	Racine.
Davis, Sarah.....	West'n Union Junction.....	Racine.
Deery, Sarah.....	Waukesha.....	Waukesha.
Dillon, Kate A.....	Fond du Lac.....	Fond du Lac.
Distel, Mary.....	Milwaukee.....	Milwaukee.
Emerson, Elizabeth.....	Hanover.....	Rock.
Enders, Emma.....	Marinette.....	Marinette.
Fourest, Eliza.....	Rice Lake.....	Barron.
Foster, Jessie.....	Janesville.....	Rock.
Frank, Josie.....	Aberdeen.....	South Dakota.
Gallagher, Genevra.....	West Superior.....	Douglas.
Gould, Lena.....	Brodhead.....	Green.
Hirschfelt, Henrietta.....	Jefferson.....	Jefferson.
Hull, Anna B.....	Montello.....	Marquette.
Lorentsen, Theo.....	Baldwin.....	St. Croix.
Mathewson, Rosa.....	Stevens Point.....	Portage.
McFate, Mildred.....	Waupun.....	Fond du Lac.
McGee, Sarah.....	Janesville.....	Rock.
McGrath, Margaret.....	Janesville.....	Rock.
Miller, Lizzie.....	Eau Claire.....	Eau Claire.
Muller, Sophie.....	Milwaukee.....	Milwaukee.
O'Connor, Minnie.....	Edgerton.....	Rock.
Palmer, Carrie M.....	Janesville.....	Rock.
Postle, Catherine.....	Bloomer.....	Chippewa.
Prebe, Augusta.....	Merrill.....	Lincoln.
Prebe, Mina.....	Merrill.....	Lincoln.
Preston, Myrta.....	River Falls.....	Pierce.
Pundt, Lulu.....	Milwaukee.....	Milwaukee.
Racine, Katie.....	Ray View.....	Milwaukee.
Ritten, Anna.....	Neenah.....	Winnebago.
Rumfo, Mary.....	Chippewa Falls.....	Chippewa.
Russell, May.....	Milwaukee.....	Milwaukee.
Schmidt, Clara F.....	Milwaukee.....	Milwaukee.
Schnittke, Matilda.....	Eau Claire.....	Eau Claire.

School for the Blind.

GIRLS—Continued.

Name.	Postoffice.	County.
Steinhoff, Agatha	Rapp.....	Monroe.
Sweness, Martha.....	West Salem.....	La Crosse.
Tollefson, Tina.....	Winchester.....	Winnebago.
Trainer, Agnes.....	Reedsburg.....	Sauk.
Tuttle, Helen L.....	Baraboo.....	Sauk.
Van Handel, Mary.....	Little Chute.....	Outagamie.
Washburn, Birdie.....	Delavan.....	Walworth.
Washburn, Hester.....	Delavan.....	Walworth.
Weaver, Isabel.....	Watertown.....	Jefferson.
Wears, Anna.....	Boardman....	St. Croix.
Wolburton, Pearl.....	Columbus.....	Columbus.
Wyman, Pearl.....	River Falls.....	Pierce.
Zech, Anna.....	Reedsburg.....	Sauk
Zimmerman, Anna.....	Milford.....	Jefferson.
Zimmerman, Lizzie	Milford.....	Jefferson.

Distribution by Counties.

DISTRIBUTION BY COUNTIES.

Ashland	1	Langlade	2
Barron	7	Lincoln	2
Brown	2	Manitowoc	3
Buffalo	1	Marinette	5
Calumet	1	Marquette	3
Chippewa	3	Milwaukee	23
Clark	1	Monroe	2
Columbia	2	Oconto	3
Columbus	1	Outagamie	1
Crawford	2	Pierce	6
Dane	1	Portage	2
Dodge	3	Racine	4
Douglas	1	Richland	1
Dunn	1	Rock	10
Eau Claire	5	Sauk	5
Fond du Lac	6	Sheboygan	3
Grant	1	St. Croix	3
Green	2	Walworth	4
Green Lake	1	Washington	1
Jefferson	7	Waukesha	2
Juneau	2	Winnebago	6
Kewaunee	2	Wood	4
La Crosse	2	South Dakota	1
La Fayette	2		

School for the Blind.

STATEMENT OF CURRENT EXPENSE FUND — 1893.

1892. Oct. 1.	Balance.....			\$9,264 37
1893. April 15.	Appropriation to March 1, 1895, chapter 152, laws 1893.....			60,000 00
April 15.	App'n liabilities prior to March 1, 1893, chapter 152, laws 1893.....			3,520 14
Sept. 30.	Steward for sundries.....			779 52
July 19.	Transferred for expenses of Board of Control.....	\$1,138 36		
Sept. 30.	Paid on account of current ex- penses this year.....	32,964 47		
Sept. 30.	Bal. app'n in state treas. \$35,936 81			
Sept. 30.	Bal. in hands of treas. of ins'n 3,640 33			
		\$39,577 14		
	Less overdraft steward .. 115 94	39,461 20		
			\$73,564 03	\$73,564 03

STATEMENT OF CURRENT EXPENSE FUND — 1894.

1893. Oct. 1.	Balance.....			\$39,461 20
1894. Sept. 30.	Finishing interior of shops (spec. to balance).....			40 96
Sept. 30.	Steward for sundries.....			665 30
1894. July 9.	Transferred for expenses of Board of Control.....	\$1,138 36		
Sept. 30.	Paid on account of current ex- penses this year.....	28 571 17		
Sept. 30.	Balance appropriation in state treasury..... \$9,275 00			
Sept. 30.	Balance in hands of treas- urer of institution.... 1,076 46			
Sept. 30.	Balance in hands of stew- ard of institution..... 106 47			
		10,457 93		
		\$40,167 46		\$40,167 46
1894. Oct. 1.	Balance.....			\$10,457 93

Special Appropriation Funds.

STATEMENT OF SPECIAL APPROPRIATION FUNDS.

Classified Items.	Appropriation, 1893.	Overdraft on Treas. of institu- tion.	Expended during biennial period.	Current expense fund to bal.	Balance available Sept. 30, 1894.
New heating system.	\$9,000 00	\$85 07	\$9,085 07
Finishing interior of shops.....	2,500 00	2,459 04	\$40 96
Water supply for fire protection.....	6,000 00	3,559 46	\$2,440 54
State circulating li- brary for the blind	1,000 00	136 01	863 99
Total.....	\$18,500 00	\$85 07	\$15,239 58	\$40 96	\$3,304 53

School for the Blind.

STATEMENT OF

At the Wisconsin School for the Blind for

CLASSIFIED ITEMS.	Inventory September 30, 1892.	Purchased during the year.	Transfer'd to this account.	Total.
Amusements and in- struction				
Barn, farm and garden..	\$1,298 00	\$1,300 60		\$2,598 60
Clothing and expense of pupils		91 64		91 64
Discount				
Drug and medical dep't.	14 10	154 16		168 26
Engine and boilers.....	3,671 90	493 68		4,165 58
Freight and express (not classified)		1 00		1 00
Fire apparatus.....	128 80	32 50		161 30
Fuel.....	2,644 60	4,715 75		7,360 35
Furniture	3,078 30	452 16		3,530 46
Gas and other lights....	1,698 85	248 80	3,318 00	5,265 65
House furnishing	3,604 26	1,173 67		4,777 93
Laundry	633 25	109 28		742 53
Machinery and tools ...	200 75	17 60		218 35
Means of instruction....	5,579 16	1,423 97		7,003 13
Miscellaneous.....	37 01	421 41		458 42
Officers' expenses.....		166 21		166 21
Printing, postage, sta- tionery and telegraph.	99 83	384 68		484 51
Real estate, including buildings, etc.....	165,594 84			165,594 84
Repairs and renewals....	94 91	3,844 54		3,939 45
Subsistence	544 84	6,779 74	788 66	8,113 24
Wages and salaries.....		10,718 18		10,718 18
Work department	499 71	464 22		963 93
Corrections, inventory 1893.....				
Total.....	\$189,423 11	\$32,993 79	\$4,106 66	\$226,523 56
Discount		29 32		
		\$32,964 47		196,879 05
Net expenses.....				\$29,644 51

Add amount assigned to this institution and set apart by the Secretary of

Current Expenses

CURRENT EXPENSES

the fiscal year ending September 30, 1893.

Inventory September 30, 1893.	Cash received on this account.	Transferred from this account	Total.	Gained.	Expended.
\$1,724 79	\$269 70	\$788 66	\$2,783 15	\$184 55	
1 00			1 00		90 64
		29 32	29 32	29 32	
14 95			14 95		153 31
3,886 74			3,886 74		328 84
98 90			98 90		1 00
2,223 93		729 00	2,952 93		62 40
3,461 65			3,461 65		4,407 42
4,056 41			4,056 41		68 81
3,910 38			3,910 38		1,209 24
586 84	40 00		626 84		867 55
215 85			215 85		115 69
6,842 30	18 00		6,860 30		2 50
134 95			134 95		142 88
					323 47
					166 21
134 71			134 71		349 80
162,930 84		2,589 00	165,519 84		75 00
100 09			100 09		3,889 36
426 03	24 00		450 03		7,663 21
	35 96		35 96		10,632 22
588 19	291 86		880 05		183 88
		825 00	825 00	825 00	
\$191,238 55	\$679 52	\$4,960 98	\$196,879 05	\$1,038 87	\$30,683 38
					1,038 87
					\$29,644 51
State for salaries and expenses of the Board of Control.....					1,138 36
					\$30,782 87

School for the Blind.

STATEMENT OF

A *Wisconsin School for the Blind for*

CLASSIFIED ITEMS.	Inventory September 30, 1893.	Purchased during the year.	Trans- ferred to this ac- count.	Total.
Barn, farm and garden.	\$1,724 79	\$958 06	\$2,682 85
Clothing and expense of pupils	1 00	32 10	33 10
Discount
Drug and medical dep't.	14 95	121 33	136 28
Engines and boilers	3,886 74	333 21	4,169 95
Freight and express not classified
Fire apparatus	98 90	160 28	259 18
Fuel	2,223 93	4,730 88	6,954 81
Furniture	3,461 65	56 11	\$20 00	3,537 76
Gas and other lights ...	4,056 41	227 76	729 00	5,013 17
House furnishing	3,910 38	541 06	343 32	4,794 76
Indebtedness	260 11	260 11
Laundry	586 84	101 03	687 87
Machinery and tools	215 85	7 40	223 25
Means of instruction	6,842 30	429 37	7,271 67
Miscellaneous	134 95	440 56	575 51
Officers' expenses	108 87	108 87
Printing, postage, sta- tionery and telegraph.	134 71	358 47	493 18
Real estate including buildings, etc.	162,930 84	3,375 00	166,305 84
Repairs and renewals ...	100 09	1,276 08	1,376 17
Scraps	27 48	27 48
Subsistence	426 03	6,024 74	1,066 21	7,516 98
Wages and salaries	12,132 67	12,132 67
Work department	588 19	295 14	883 33
Total	\$191,235 55	\$28,595 23	\$5,561 01	\$225,394 79
Discounts	24 06
		\$28,571 17		198,345 54
Net expenses	\$27,049 25

Add amount assigned to this institution, and set apart by the Secretary of

Current Expenses

CURRENT EXPENSES.

the fiscal year ending September 30, 1894.

Inventory September 30, 1894.	Cash re- ceived on this ac- count.	Transferred from this account.	Total.	Gained.	Expended.
\$1,783 96	\$188 45	\$1,066 21	\$3,038 62	\$355 77
.....	24 06	24 06	24 06	\$33 10
13 45	13 45	122 83
3,756 04	75	3,756 79	413 16
.....
88 40	88 40	170 78
2,215 62	15	729 00	2,944 77	4,010 04
3,516 24	3,516 24	21 52
4,130 06	4,130 06	883 11
4,270 91	4,270 91	523 85
.....	260 11
555 68	555 68	132 19
213 10	213 10	10 15
6,978 26	18 48	6,996 74	274 93
173 22	25	173 47	402 04
.....	108 87
179 69	35	180 04	313 14
166,305 84	166,305 84
71 61	55	422 48	494 64	881 53
.....	27 48	27 48
678 72	32 66	711 38	6,805 60
.....	34 60	34 60	12,098 07
569 37	281 58	18 32	869 27	35 94
\$195,500 17	\$585 30	\$2,260 07	\$198,345 54	\$415 77	\$27,465 02
.....
.....	415 77
.....	\$27,049 25
State for salaries and expenses of the board of control	1,138 36
.....	\$28,187 61

School for the Blind.

STATEMENT OF MONEYS RECEIVED AT THE INSTITUTION.

Classification.	Year ending Sept. 30, 1893.	Year ending Sept. 30, 1894.
Barn, farm and garden.....	\$269 70	\$188 45
Board and tuition.....	100 00	80 00
Engines and boilers.....		75
Fuel.....		15
Laundry.....	40 00	
Means of instruction.....	18 00	18 48
Miscellaneous.....		25
Printing, postage, stationery and telegraph.....		35
Repairs and renewals.....		55
Scraps.....		27 48
Subsistence.....	24 00	32 66
Wages and salaries.....	35 96	34 60
Work department.....	291 86	281 58
Totals.....	\$779 52	\$665 30

Farm and Garden Products.


FARM AND GARDEN PRODUCTS.

ARTICLES.	FOR THE YEAR ENDING SEPTEMBER 30, 1893.		FOR THE YEAR ENDING SEPTEMBER 30, 1894.	
	Quantity.	Amount.	Quantity.	Amount.
Asparagus.....	209 lbs.	\$23 15	164 lbs.	\$16 40
Beef.....	610 lbs.	36 60	2,963 lbs.	177 78
Beets.....	120 lbs.	70	40 lbs.	20
Beets.....	$\frac{1}{2}$ bu.	15	$8\frac{1}{2}$ bu.	2 70
Beets.....	695	6 55	125 bu.	1 25
Beets.....			18 bbl.	22 50
Beet greens.....	2 bu.	65		50
Cabbage.....	222	11 10	1,283	64 15
Carrots.....	155 lbs.	77	50 lbs.	25
Carrots.....	66 doz.	3 30		
Carrots.....			21 bbl.	24 24
Carrots.....			$33\frac{1}{2}$ bu.	7 76
Cauliflower, ...	95 hds.	6 28	24 heads.	2 40
Corn.....	$217\frac{1}{2}$ doz.	19 49	$245\frac{1}{2}$ doz.	17 19
Corn stalks.....	$6\frac{1}{2}$ tons.	26 00		
Cucumbers.....	840	5 35	4,342	14 33
Currants.....	39 lbs.	1 95	8 qts.	80
Egg plant.....			19	1 90
Fodder corn.....			$6\frac{1}{2}$ tons.	32 50
Grapes.....	130 lbs.	5 20	80 lbs.	4 00
Ground cherries.	44 qts.	2 20	136 qts.	10 88
Husk tomatoes..			30 lbs.	90
Kahl rabbi.....			19	95
Lettuce.....	$10\frac{1}{2}$ bu.	10 25	11 bu.	8 80
Lettuce.....			24 heads.	1 92
Mangel-wurzels..			$19\frac{1}{10}$ tons.	228 60
Milk.....	54,832	548 32	59,917	599 17
Musk melons....			88	4 40
Onions.....	94 doz.	4 50	57 doz.	2 85
Onions.....	4 qts.	20		
Onions.....	1 bu.	1 00	5 bu.	5 00
Parsnips.....			$28\frac{1}{2}$ bu.	20 48
Peas.....	178 lbs.	5 13	173 lbs.	5 20
Peppers.....			$9\frac{1}{2}$ doz.	1 09
Pickles.....	63 doz.	3 15		
Pie plant.....	533 lbs.	18 72	522 lbs.	15 88
Potatoes.....	$42\frac{1}{2}$ bu.	28 94	219 bu.	139 93
Potatoes.....	15 lbs.	25		
Potatoes, sweet..	5 lbs.	25		
Pumpkins.....			9	45
Radishes.....	$199\frac{1}{2}$ doz.	9 47	$263\frac{1}{2}$	13 18
Red raspberries..			4 qts.	40
Rutabagas.....			9 bbl.	9-00

School for the Blind.

FARM AND GARDEN PRODUCTS--Continued.

ARTICLES.	FOR THE YEAR ENDING SEPTEMBER 30, 1893.		FOR THE YEAR ENDING SEPTEMBER 30, 1894.	
	Quantity.	Amount.	Quantity.	Amount.
Rutabagas.....			1 peck.	\$ 08
Spinach greens..	1 bu.	25		
Squash.....	2½ doz.	60	5½ doz	25
Straw.....			2½ tons.	12 50
String beans....	78 lbs.	1 71	142 lbs.	4 26
Tomatoes.....	3,032 lbs.	68 33	4,136 lbs.	91 68
Turnips.....	1,412 doz.	75		
Turnips.....	3 bbl.		3 bbl.	3 75
Turnips.....			35½ bu.	5 70
Turnips.....			99 lbs.	99
Vegetable oysters.....			22 bu.	14 80
Vine peaches....			280	2 80
Totals		\$851 26		\$1,596 52



Industrial School for Boys.

SIXTH BIENNIAL REPORT
OF THE
INDUSTRIAL SCHOOL FOR BOYS,
FOR THE
Two Fiscal Years Ending September 30, 1894.

OFFICERS.

M. J. REGAN,	-	-	-	-	-	SUPERINTENDENT AND STEWARD.
C. H. JOHNSON,	-	-	-	-	-	ASSISTANT STEWARD.
MRS. M. J. REGAN,	-	-	-	-	-	MATRON.
M. C. CLARKE,	-	-	-	-	-	TREASURER.

TEACHERS.

F. CLEARY,	PRINCIPAL.
MISS DORA PARTRIDGE,	ASSISTANT.
MISS EDNA THATCHER,	ASSISTANT.
MRS. ADA K. McDONALD,	ASSISTANT.
MISS ROSE;HOOPER,	ASSISTANT.
MISS REBECCA MINSHALL,	ASSISTANT.
C. A. VANDERPOOL,	ASSISTANT.
J. J. GLEASON,	ASSISTANT.
J. C. KALLEEN,	ASSISTANT.
J. A. BURNETT,	ASSISTANT.
THOMAS W. WILLIAMS,	BAND INSTRUCTOR.
JOSEPH HAM,	FOREMAN BAKERY.
J. W. RICE,	FOREMAN BOOT AND SHOE FACTORY.
D. G. WOODWARD,	FOREMAN TAILOR SHOP.
DAVID CARR,	FOREMAN CARPENTER SHOP.
JAMES B. EVERETT,	FOREMAN KNITTING SHOP.
W. Z. JOHNSON,	FOREMAN PAINT SHOP.

SUPERINTENDENT'S REPORT.

To the State Board of Control:

Gentlemen:—I have the honor to submit for your consideration the report of this institution, for the biennial period ending September 30, 1894. Accompanying it are the reports of the principal of the school and of the librarian, with various statistical tables.

HEALTH.

The general health of the school during the past two years has been excellent. Only one death has occurred during that time, caused by pneumonia. The boys have been remarkably free from even the numerous minor complaints.

SCHOOL.

The division of time between school and work has not been changed since the last report. It has been found necessary, during the past two years, to place only about thirty per cent. of the boys entering the school in the first grade as against sixty-five per cent. in the previous two years. A reference to the accompanying tables, in the principal's report, shows this remarkable increase is not confined to the lower grades, but that a greater percentage of boys were admitted to the higher grades than in former years.

A seventh grade has been added which affords additional instruction and raises the standard of the school, placing it upon an equality with many of the free high schools of the state, having a three years' course.

Prof. T. W. Williams, of Milwaukee, continues to instruct two classes of boys in instrumental music, twice each week.

Industrial School for Boys.

EMPLOYMENT AND INDUSTRIES.

The work performed in the sock factory, boot and shoe and tailor shops is fully shown in the statistical tables. Besides doing the general work of the institution, the boys have helped to make a great many permanent improvements, including the building and laying of sidewalks, excavating, grading and sodding the grounds about the new school building, painting and glazing the said building, besides assisting in putting in the new electric light plant, they doing the principal part of the wiring of all the buildings.

FARM AND GARDEN.

The usual amount of labor has been devoted to the care of the farm and garden. While this department furnishes pleasant and profitable employment, it has been also fairly remunerative, having furnished the hay, corn, oats and vegetables necessary to supply the needs of the institution. The garden and orchard have supplied a large quantity of small fruits.

IMPROVEMENTS.

A number of needed improvements have been made. Among the most important was the erection and equipment of the new eight-room two story school building, furnishing, under the present system of half day sessions, ample school accommodations for six hundred and forty boys. The building is made of the noted Waukesha lime stone and Milwaukee select pressed brick, slate roof and galvanized iron cornice and trimmings. The school rooms are high, airy and well lighted, the ratio of window space to floor space being about two to seven. Each room is also furnished with combination fixtures to permit the use of either gas or electric light, there being eighty incandescent lamps in the building alone. Besides the eight

Superintendent's Report.

school rooms mentioned above, the building contains a teachers' reading room and a principal's office. In the basement are located the boiler rooms, coal rooms and two play rooms, heated by steam, for the use of the boys in cold or stormy weather.

A much needed electric light plant has been put in and is now in operation, furnishing four hundred and fifty incandescent lamps and six arc lights.

The engine room has been completely overhauled and changed in its general appearance. A new fifty horse power Corliss engine has been placed in service as well as a new fifty horse power boiler. A four inch water main, connected with the force pump in the engine room has been laid to the center of the yard, and there connected with a hydrant, thus furnishing ample fire protection to the barns and the family buildings located on the west side of the grounds.

At the time of laying the water main above mentioned, an inch pipe was put in connecting the large cistern at the barn with the smaller cistern under the laundry. By this means the soft water is siphoned from the barn to the laundry, automatically, as fast as needed, and is the means of a great saving in the wear of our fire engine and hose, which were frequently brought into use to transfer the water that now goes through this siphon as fast as the water in the laundry cistern is lowered. Several sidewalks have been constructed. A new walk has been built across College Avenue, connecting with a six foot asphalt walk, extending the entire length of the grounds in front of the north row of the cottages. A similar walk has been laid around the main building and cottage No. 1, another from the main building to the shops, also to and around the new school building. The stone sidewalks on the inside of the grounds have been raised and leveled throughout, thereby preventing their being flooded in wet weather. A new fence, of modern design, has been built from cottage No. 5 to the new school building and from there to cottage No. 10, thus considerably enlarging the general play grounds.

Industrial School for Boys.

Ten new power machines have been added to the knitting factory which greatly increase its efficiency.

The two inch pipe across the driveway and connecting the boiler room with the engine room, has been replaced by a five inch pipe, the former having proved inadequate to perform the work now required of it. An eight inch sewer has been laid, connecting the bakery, the laundry, the engine room and the officers' closet with the main sewer, adding greatly to the sanitary condition of the grounds. A much needed addition has been built to the paint shop. The unsightly coal and closet buildings that were formerly in each family play ground have been removed and utilized as houses for machinery and sheds in the piggery.

IMPROVEMENTS RECOMMENDED.

I would recommend the establishment and equipment of a complete manual training or trades school in connection with this institution. The value of manual training, in connection with reformatory work, is now beyond the experimental stage as its success in connection with the reformatories in New York, Massachusetts, Ohio and many other states fully and conclusively demonstrate. I would recommend also the placing of all the boys in two large dormitories, the same to be under the constant supervision of a night watchman, thus securing that much needed constant surveillance which cannot be obtained under the present system. This may be accomplished without the erection of any additional buildings. I believe all the buildings should be heated by steam, furnished from the main boiler room, and recommend, as a matter of economy, that the necessary changes be made as soon as possible.

Again I call your attention to the necessity for the appointment of a state agent, whose duty it shall be to provide homes for, and to look after the general welfare of the boys who have been paroled, visiting them at times and keeping a record of

Superintendent's Report.

their general conduct and treatment. The aid of such an officer would be of great benefit to the school and to the boys and his statistical reports would be of much value.

Our library, at present, is not in a very good condition. All of the books are more or less worn, and many of them are hardly fit for circulation.

CONCLUSION.

In conclusion, I desire to tender my sincere thanks to the clergy who have cheerfully responded to our calls, to the editors and publishers of newspapers and periodicals, and to the American Sunday School Union, of New York and to all concerns that have gratuitously furnished reading matter to the school, also to others who have interested themselves in the welfare of the institution.

I wish to express my personal obligations to the officers of the different departments for their cheerful co-operation, and finally I desire to express my sincere thanks to your honorable Board for valuable assistance and advice.

Respectfully yours,

M. J. REGAN,
Superintendent.

October 1, 1894.

Industrial School for Boys.

STATISTICS.

TABLE NO. 1.

Movement of population.

	1893.	1894.
Number on roll October 1, 1892 and 1893.....	303	313
Received by commitment.....	184	198
Returned from out on ticket.....	13	26
	500	537
Released on parole.....	182	175
Discharged, 18 years old, law of 1882.....	1
Escaped.....	3	11
Died.....	1
On roll October 1.....	313	351
Average number of boys during year.....	323	345
Highest number of boys at any one time.....	355	381
Lowest number of boys at any one time.....	303	313
Total number since July, 1860.....	3,517	3,715
Total number dismissed, escaped and died.....	3,264	3,364
Leaving on record as above.....	313	351

Statistical Tables.

TABLE NO. 2.

Number of inmates received each year from the opening of the school.

FOR THE YEAR ENDING—	Number committed.		Total from be- ginning.	Number returned.		Total received dur- ing year	No. present at close of the year.			Whole number for year.
	Boys.	Girls.		Boys.	Girls.		Boys.	Girls.	Total.	
Dec. 31, 1860.....	33	7	40	40	33	7	40	40
Sept. 30, 1861....	34	7	81	41	35	5	40	81
Sept. 30, 1862....	37	3	121	40	51	4	55	80
Sept. 30, 1863....	32	10	163	1	42	59	13	72	98
Sept. 30, 1864....	74	9	246	83	117	20	137	155
Sept. 30, 1865....	85	22	353	1	108	134	21	155	245
Sept. 30, 1866....	45	2	400	4	3	54	118	16	134	209
Sept. 30, 1867....	68	468	4	11	83	143	12	155	217
Sept. 30, 1868....	50	3	521	14	5	72	149	14	163	227
Sept. 30, 1869....	59	4	584	5	2	70	163	13	176	233
Sept. 30, 1870....	114	698	3	117	204	2	206	293
Sept. 30, 1871....	75	773	6	1	82	237	2	239	288
Sept. 30, 1872....	107	880	1	108	278	347
Sept. 30, 1873....	80	960	4	84	281	362
Sept. 30, 1874....	115	1,075	6	121	301	402
Sept. 30, 1875....	103	1,178	8	111	300	412
Sept. 30, 1876....	107	1,285	8	115	318	415
Sept. 30, 1877....	140	1,425	13	153	364	471
Sept. 30, 1878....	151	1,576	12	163	419	527
Sept. 30, 1879....	117	1,693	8	125	431	544
Sept. 30, 1880....	108	1,801	10	118	430	549
Sept. 30, 1881....	90	1,891	5	95	372	525
Sept. 30, 1882....	88	1,979	7	95	299	467
Sept. 30, 1883....	95	2,074	8	103	278	402
Sept. 30, 1884....	113	2,187	7	120	297	398
Sept. 30, 1885....	89	2,276	8	97	293	394
Sept. 30, 1886....	121	2,397	6	127	325	420
Sept. 30, 1887....	127	2,524	6	133	340	461
Sept. 30, 1888....	135	2,659	7	142	376	483
Sept. 30, 1889....	157	2,817	7	164	406	540
Sept. 30, 1890....	162	2,979	13	175	423	581
Sept. 30, 1891....	181	3,160	17	198	312	621
Sept. 30, 1892....	173	3,333	15	188	393	530
Sept. 30, 1893....	184	3,517	13	197	313	500
Sept. 30, 1894....	198	3,715	26	224	351	537

Industrial School for Boys.

TABLE NO. 3.

*Nationality of parents of those received during the biennial period
ending September 30, 1894.*

American	77	Negro.	3
Bohemian	4	Norwegian	20
Belgian	4	Polish	40
Canadian	2	Russian	2
Danish	7	Scotch	11
Dutch	1	Swede	4
English	27	Unknown	6
French	19	Welsh	2
German	116	Scotch Canadian	1
Hollander	1		
Indian, half-breed	1		382
Irish	32		==
Italian	2		

TABLE NO. 4.

Social and domestic relations.

Both parents living	183	Mother and step-father	27
Parents separated	41	Father and step-mother	29
No parents	22	Unknown	5
Mother only	46		
Father only	29		382
			==

TABLE NO. 5.

Birthplace of inmates.

Belgium	1	Michigan	8
Bohemia	1	Missouri	1
Canada	9	Norway	9
California	1	New York	7
Colorado	1	Nebraska	1
Connecticut	1	North Dakota	1
Denmark	2	Ohio	2
En-route to America	1	Poland	9
England	2	Rhode Island	2
Germany	30	Russia	1
Illinois	18	Scotland	2
Italy	1	South Dakota	1
Ireland	2	Sweden	2
Iowa	4	Unknown	4
Indiana	1	Virginia	2
Kansas	2	Washington	1
Maine	1	Wisconsin	238
Minnesota	12		
Massachusetts	1		382
			==

Statistical Tables.

TABLE NO. 6.

Showing how many boys were committed from the different counties, for what offense, and their age when committed.

	Total number of boys committed.	OFFENSES.							AGE OF BOYS WHEN COMMITTED.													
		Assault.	Burglary.	Incorrigibility.	Larceny.	Obtaining money and goods under false pretenses.	Placing tie on R. R. track.	Receiving and posse sing forged checks.	Vagrancy.	8 to 9 years.	9 to 10 years.	10 to 11 years.	11 to 12 years.	12 to 13 years.	13 to 14 years.	14 to 15 years.	15 to 16 years.	16 to 17 years.	17 to 18 years.	18 to 19 years.	19 to 20 years.	20 to 21 years.
Ashland.....	2	1	3	2	1				1													
Barron.....	6		2	2	3				1													
Bayfield.....	1		1	1																		
Brown.....	13	1	4	3	3							1										
Chippewa.....	6	1	1	3	2				2				1	2	1			3	4	2		
Calumet.....	2																					
Clark.....	3		2	1	1																	
Columbia.....	6			5	1																	
Crawford.....	2			1	1																	
Dane.....	19	5	6	7	7		1						2	1	1	6	4	1	1	1		
Douglas.....	10		5	5	4				1				2	1	1	1	1	1	2	1		
Dodge.....	5		3	2	2																	
Door.....	2			2	2																	
Eau Claire.....	3		1	1	1																	
Fond du Lac.....	5	2	1	1					2									1	1			
Grant.....	4		2	2																		
Green.....	2		2	2	2																	
Iowa.....	1			1																		1
Jackson.....	3			3																		
Juneau.....	1				1																	
Jefferson.....	1		1																			
Kenosha.....	1		1																			
Kewaunee.....	1		1																			
La Crosse.....	1		1																			
La Fayette.....	15		6	9																		
Langlade.....	2		1	1																		
Manitowoc.....	8		1	6					1		1		2	1								
Marathon.....	7			5																		
Marathon.....	5			3	2				2													
Milwaukee.....	85	6	5	2	69				3			8	4	7	13	10	11	18	12	1	1	
Marquette.....	5	1	2	2																		
Monroe.....	5		4	1																		
Oconto.....	4	1	3																			
Outagamie.....	15		7	5					2													
Pierce.....	5		3	2																		
Polk.....	2		1	1																		
Portage.....	11	1		10																		
Racine.....	6	3	2	1																		
Richland.....	4		1	2																		
Rock.....	11		3	7	1				1													
St. Croix.....	5	4	1																			
Sauk.....	7		5	1					1													
Sheboygan.....	5	2	1	2																		
Taylor.....	4		3	1																		
Trempealeau.....	2		1						1													
Vernon.....	5		3	2																		
Walworth.....	5	1	3	1																		
Washington.....	1			1																		
Waukesha.....	6	1	2						1													
Waupaca.....	2			2																		
Winnebago.....	24	1	6	18			1		1			1	5	6	3	4	2	5				
Waushara.....	3		1	1					1													
Wood.....	14	2	1	9					2													
Total.....	382	13	38	113	191	2	1	1	23	1	4	23	19	48	56	69	55	58	42	5	1	1

Industrial School for Boys.

TABLE NO. 7.

Division of labor at the close of the biennial period.

Bakery and boy's kitchen.....	12	Paint shop.....	3
Boot and shoe factory.....	10	Pickets.....	2
Carpenter shop.....	1	Sock factory.....	132
Engine room.....	4	Store.....	2
Family cottages.....	40	School rooms.....	7
Errand boys.....	2	Tailor shop.....	28
Laundry.....	40	Teamsters, barn and farm work	47
Office.....	2	Yard.....	7
Officers' kitchen.....	10		351
Main building.....	2		==

TABLE NO. 8.

Amount of work done in boot and shoe factory during biennial period.

Men's and boy's boots, dozens.....	3
Men's and boy's shoes, dozens.....	188
Boots and shoes repaired, dozens.....	446

TABLE NO. 9.


Amount of work done in sock factory.


Machine made socks, dozens.....	6,345
---------------------------------	-------

TABLE NO. 10.

Amount of work done in tailor shop.

Aprons.....	119	Overalls.....	606
Blouses.....	52	Pants.....	1,977
Caps.....	458	Rugs.....	13
Holders.....	562	Vests.....	362
Jackets.....	655		





New School Building, Industrial School for Boys, Waukesha—1894.

*Principal's Report.***PRINCIPAL'S REPORT.**

To M. J. Regan, Superintendent Wisconsin Industrial School.

The following is the report of the schools for the two years ending September 30, 1894:

	1893.	1894.
Number under instruction at the beginning of the year....	303	313
Number newly committed during the year.....	184	198
Number returned during the year.....	12	26
Number under instruction during the year.....	499	537
Number that left.....	186	186
Number on roll September 30.....	313	351
Number received that could not write.....	22
Began reading from first reader.....	51	59
Began reading from second reader.....	42	62
Began reading from third reader.....	41	44
Began reading from fourth reader and United States history.....	50	33
Total.....	184	198
Entered 1st grade.....	51	59
Entered 2d grade.....	42	62
Entered 3d grade.....	41	44
Entered 4th grade.....	31	22
Entered 5th grade.....	11	7
Entered 6th grade.....	8	4

The grading of the school is the same as at the date of the last biennial report, with the exception of the addition of the seventh grade which gives additional instruction in mensuration, elementary algebra, composition, natural philosophy, and constitution of the United States and of Wisconsin. A complete revision of the course of study has also been made since the date of the last report, with a complete outline of the work in each grade, accompanied by detailed outline as to subject matter and methods of instruction.

The fifth grade has been discontinued in the afternoon as one grade has been sufficient to accommodate all who reached it. Under the present arrangements, promotions are made three times a year, December 31st,

Industrial School for Boys.

April 30th and September 30th. This fact, coupled with the great number of boys paroled from the higher grades, has greatly reduced the enrollment in those grades.

The following tables show the work and attendance by grades:

MORNING SCHOOL.

FIRST GRADE.—MISS D. PARTRIDGE, TEACHER.

	1893.	1894.
Number in attendance	21	24
Number in reading (1st)	11	11
Number in reading (2d)	13	13
Number in language	21	24
Number in arithmetic (oral)	21	24
Number in spelling	21	24

SECOND GRADE.—MISSES R. MINSHALL AND E. THATCHER, TEACHERS.

	1893.	1894.
Number in attendance	29	39
Number in reading (2d)	29	39
Number in language	29	39
Number in arithmetic (oral)	29	39
Number in arithmetic	29	39
Number in geography (oral)	18	18
Number in geography (introduc.)	21	21
Number in writing and spelling	29	39

Principal's Report.

THIRD GRADE.—MRS. A. McDONALD, TEACHER.

	1893.	1894.
Number in attendance.....	36	37
Number in reading (3rd).....	36	37
Number in language.....	36	37
Number in arithmetic.....	36	37
Number in geography (introduc.).....	36	37
Number in writing and spelling.....	36	37

FOURTH GRADE.—C. A. VANDDRPOOL, TEACHER.

	1893.	1894.
Number in attendance.....	30	40
Number in language.....	30	40
Number in geography (large).....	30	40
Number in physiology.....	30	40
Number in reading (4th).....	30	40
Number in writing and spelling.....	30	40

FIFTH GRADE.—MISS R. HOOPER, TEACHER.

	1893.	1894.
Number in attendance.....	37	35
Number in language.....	37	35
Number in arithmetic.....	37	35
Number in geography.....	37	35
Number in physiology.....	37	35
Number in history.....	17	15
Number in writing and spelling.....	37	35

Industrial School for Boys.

AFTERNOON SCHOOLS.

FIRST GRADE.—MISS R. MINSHALL, TEACHER.

	1893.	1894.
Number in attendance.....	21	24
Number in reading (1st).....		7
Number in reading (2d).....		17
Number in arithmetic (oral)....	21	24
Number in language	21	24
Number in writing and spelling.....	21	24

SECOND GRADE.—MISS THATCHER, TEACHER.

	1893.	1894.
Number in attendance.....	30	36
Number in reading (2nd).....	30	36
Number in language	30	36
Number in arithmetic.....	30	36
Number in geography (oral)		19
Number in geography (introduc.).....		17
Number in writing and spelling	30	36

THIRD GRADE.—MRS. A. McDONALD AND MISS R. HOOPER, TEACHERS.

	1893.	1894.
Number in attendance.....	37	36
Number in reading (3d).....	37	36
Number in language.....	37	36
Number in geography (introduc.).....	37	36
Number in arithmetic	37	36
Number in writing and spelling.....	37	36

Principal's Report.

FOURTH GRADE.—A. L. JACKSON, TEACHER.

	1893.	1894.
Number in attendance.....	31	40
Number in reading (4th).....	31	40
Number in language.....	31	40
Number in arithmetic.....	31	40
Number in geography (large).....	31	40
Number in physiology.....	31	40
Number in writing and spelling.....	31	40

SIXTH GRADE.—J. J. GLEASON, TEACHER.

	1893.	1894.
Number in attendance.....	41	30
Number in language.....		30
Number in arithmetic.....		30
Number in geography.....		21
Number in history.....		9
Number in writing and spelling.....		30

SEVENTH GRADE—F. CLEARY, TEACHER.

	1893.	1894.
Number in attendance.....		10
Number in menstruation and algebra.....		8
Number in composition.....		8
Number in natural philosophy.....		3
Number in constitution (U. S.).....		7
Number in constitution (Wis.).....		5
Number in physical geography.....		6

The text books in use are as follows: Readers, Harper; language, Reed and Kellogg; arithmetic, Robinson and the Essentials of Arithmetic; geography, Harper; physiology, Smith; United States history, Barnes; constitution, Wright; spelling, Reed; copy books, Spencerian. This report is respectfully submitted.

F. CLEARY,
Principal.

Industrial School for Boys.

LIBRARIAN'S REPORT.

Few additions have been made to the library during the past two years. In consequence of much usage, all of the books are more or less worn and many of them have been repaired so often that they are no longer fit for circulation. The selection of books now in the library is good, and should be kept up by replacing the worn out books by new ones. I would recommend that at least a sufficient quantity of new books be purchased to make a complete classification of them possible, said classification to be made upon the basis of the list of library books sent out by the state department of public instruction.

Respectfully submitted,

F. CLEARY,
Deputy Librarian.

Current Expense Fund.

STATEMENT OF CURRENT EXPENSE FUND—1893.

1892. Oct. 1. 1893.	Balance			\$39,482 54
Jan. 1.	From counties			8,534 81
April 15.	Appropriation, chap. 152, laws 1893.			92,000 00
Sept. 30. 1892.	Steward for sundries			5,322 79
Dec. 28. 1893.	Bal. water tower fund as per sec. 2, chapter 33, laws 1882	\$73 85		
July 19.	Transferred for expenses of Board of Control	2,400 54		
Sept. 30.	Paid on account of current ex- penses this year	66,831 47		
Sept. 30.	Bal. appropriation in state treasury	\$74,727 48		
Sept. 30.	Bal. in hands of treasurer of institution	1,171 94		
Sept. 30.	Bal. in hands of steward.	134 86	76,034 28	
			\$145,340 14	\$145,340 14

STATEMENT OF CURRENT EXPENSE FUND—1894.

1893. Oct. 1. 1894.	Balance			\$76,034 28
Jan. 1.	From counties			8,055 53
Sept. 30.	Steward for sundries			4,445 11
July 9.	Transferred for expenses of Board of Control	\$2,400 54		
Sept. 30.	Paid on account of current ex- penses this year	59,806 43		
Sept. 30.	Balance appropriation in state treasury	\$25,923 50		
Sept. 30.	Balance in hands of treas- urer of institution	286 72		
Sept. 30.	Balance in hands of stew- ard of institution	117 73	26,327 95	
			\$88,534 92	\$88,534 92
1894. Oct. 1.	Balance			\$26,327 95

Industrial School for Boys.

STATEMENT OF

At the Industrial School for Boys

CLASSIFIED ITEMS.	Inventory September 30, 1892.	Purchased during the year.	Trans- ferred to this ac- count	Total.
Amusements	\$921 20	\$591 93		\$1,513 13
Armory	49 15			49 15
Barn, farm and garden.	10,962 31	1,583 34		12,545 65
Boot and shoe factory..	2,935 06	1,778 01		4,713 07
Clothing	1,720 68	3,959 78	\$2,512 31	8,192 77
Discount				
Drug and medical depart- ment	105 79	428 91		534 70
Engine and boilers.....	2,323 72	177 39		2,501 11
Elopers		282 00		282 00
Freight and express (not classified)		40 63		40 63
Fire apparatus.....	4,651 61	339 02		4,990 63
Fuel	5,061 28	6,745 94		11,807 22
Furniture	4,720 85	50 00		4,770 85
Gas and other lights....	48 75	1,279 02		1,327 77
Hides and pelts			25 87	25 87
House furnishings....	11,337 73	2,551 91		13,889 64
Indebtedness.....		33 00		33 00
Laundry.....	706 10	438 78	60 00	1,204 88
Library	464 20	5 41		467 61
Machinery and tools...	397 77	103 23		501 00
Means of instruction...	1,052 98	300 60		1,353 58
Miscellaneous		807 71		807 71
Officers' expenses.....		46 30		46 30
Printing, postage, sta- tionery and telegraph.	439 61	456 75		896 36
Real estate, including buildings, etc	214,495 09		6,123 85	220,618 94
Repairs and renewals...	445 64	3,099 06		3,544 70
Scraps			32 86	32 86
Sock factory.....	4,416 68	6,993 39		11,410 07
Subsistence.....	1,827 62	15,769 93	6,132 09	23,729 64
Wages and salaries.....		19,024 43		19,024 43
Total.....	\$269,083 82	\$66,884 47	\$14,886 98	\$350,855 27
Discount		53 00		
		\$66,831 47		293,593 90
Net expenses.....				\$57,261 37

Add amount assigned to this institution and set apart by the Secretary of

Current Expenses.

CURRENT EXPENSES

for the fiscal year ending September 30th, 1893.

Inventory September 30, 1893.	Cash re- ceived on this account.	Transferred from this account.	Total.	Gained.	Expended.
\$967 85			\$967 85		\$545 28
49 15			49 15		
11,759 86	\$731 79	\$6,132 09	18,623 74	\$6,078 09	
2,342 61	158 70	2,896 65	4,897 96	184 89	
1,213 52	47 09		1,260 61		6,932 16
		53 00	53 00	53 00	
108 26	10		108 36		426 34
2,366 89			2,366 89		134 22
					282 00
					40 63
4,583 94			4,583 94		406 69
4,471 21		1,382 52	5,853 73		5,953 49
4,712 75			4,712 75		58 10
44 75			44 75		1,283 02
	25 87		25 87		
11,198 41	1 14		11,199 55		2,690 09
					33 00
703 02			703 02		501 86
449 20			449 20		18 41
426 08			426 08		74 92
1,193 13	1 95		1,195 08		158 50
					807 71
					46 80
277 54			277 54		618 82
220,618 94			220,618 94		
334 23		2,082 86	2,417 14		1,127 56
	32 86		32 86		
5,948 00	4,294 68	115 36	10,358 34		1,051 73
2,253 07	56	85 87	2,339 50		21,390 14
	28 05		28 05		18,996 38
\$276,022 46	\$5,322 79	\$12,248 65	\$293,593 90	\$6,315 98	\$63,577 35
					6,315 98
					\$57,261 37
State for salaries and expenses of the Board of Control.....					2,400 54
					\$59,661 91

Industrial School for Boys.

STATEMENT OF

At the Industrial School for Boys

CLASSIFIED ITEMS.	Inventory September 30, 1893.	Purchased during the year.	Trans- ferred to this account.	Total.
Amusements.....	\$967 85	\$716 90		\$1,684 75
Armory.....	49 15			49 15
Barn, farm and garden.	11,759 86	1,912 81		13,672 67
Boot and shoe factory..	2,342 61	1,656 79		3,999 40
Clothing.....	1,213 52	4,233 16	2,207 06	7,653 74
Discount.....				
Drug and medical de partment	108 26	425 37		533 63
Engine and boilers.....	2,366 89	289 22		2,656 11
Elopers		330 37		330 37
Freight and express (not classified)		22 00		22 00
Fire apparatus	4,583 94	157 03		4,740 97
Fuel	4,471 21	3,329 71		7,800 92
Furniture.....	4,712 75	40 00		4,752 75
Gas and other lights ..	44 75	1,533 02		1,582 77
House furnishing.....	11,198 41	2,443 37		13,641 78
Indebtedness.....		8 00		8 00
Laundry.....	703 02	397 10		1,100 12
Library	449 20	15 00		464 20
Machinery and tools ..	426 08	161 41		587 49
Means of instruction ...	1,193 13	779 30		1,972 43
Miscellaneous		896 68		896 68
Officers' expenses		134 25		134 25
Printing, postage, sta tionery and telegraph.	277 54	521 36		798 90
Real estate, including buildings, etc.....	220,618 94			220,618 94
Repairs and renewals...	334 28	3,925 49		4,259 77
Scraps.....			49 01	49 01
Stock factory.....	5,948 06	2,229 95		8,177 95
Subsistence.....	2,253 07	14,707 13	3,797 03	20,757 23
Wages and salaries.		19,009 65		19,009 65
Total	\$276,022 46	\$59,880 07	\$6,053 10	\$341,955 63
Discount.....		73 64		
		\$59,806 43		280,452 82
Net expenses.....				\$61,503 81

Add amount assigned to this institution and set apart by the Secretary of

Current Expenses,

CURRENT EXPENSES

for the fiscal year ending September 30, 1894.

Inventory September 30, 1894.	Cash re- ceived on this account.	Transferred from this account.	Total.	Gained.	Expended.
\$931 85			\$931 85		\$752 90
49 15			49 15		
10,953 30	662 50	3,797 03	15,412 83	1,740 16	
2,362 79	48 35	2,070 15	4,481 29	481 89	
1,345 86	37 21		1,383 07		6,270 67
		73 64	73 64	73 64	
61 25	10		61 35		472 28
2,412 90			2,412 90		243 21
					330 37
					22 00
4,523 94			4,523 94		217 03
2,407 74			2,407 74		5,393 18
4,683 00			4,683 00		69 75
50 70	1 02		51 72		1,531 05
11,095 60	17 55		11,113 15		2,528 63
					8 00
701 96			701 96		398 16
430 20			430 20		34 00
485 74			485 74		101 75
1,373 16	57		1,373 73		598 70
	140 00		140 00		756 68
					134 25
345 12			345 12		453 78
220,618 94			220 618 94		
487 64	32 00	49 01	568 65		3,691 12
	49 01		49 01		
3,494 36	3,416 22	136 91	7,047 49		1,130 46
1,065 77	21 64		1,087 41		19,669 82
	18 94		18 94		18,990 71
\$269,880 97	\$4,445 11	\$6,126 74	\$280,452 82	\$2,295 69	\$63,798 50
					2,295 69
					\$61,502 81
State for salaries and expenses of the Board of Control.....					2,400 54
					\$63,903 35

Industrial School for Boys.

STATEMENT OF SPECIAL APPROPRIATION FUNDS.

CLASSIFIED ITEMS.	Balance available Oct. 1, 1892.	Appro- priation, 1893.	Expended during biennial period.	Current expense fund to balance.	Balance. available Sept. 30, 1894.
Water tower and reservoir.....	\$73 85	\$73 85
Stone school and furnishing, in- cluding steam heat.....	\$18,000 00	\$17,883 22	\$116 78
Total.....	\$73 85	\$18,000 00	\$17,883 22	\$73 85	\$116 78


STATEMENT OF MONEYS RECEIVED AT THE INSTITUTION.

	Year ending Sept. 30, 1893.	Year ending Sept. 30, 1894.
Barn, farm and garden.....	\$731 79	\$662 50
Boot and shoe factory.....	158 70	48 35
Clothing	47 09	37 21
Drugs and medicines.....	10	10
Gas and other lights.....	1 02
Hides, pelts and tallow.....	25 87
House furnishing.....	1 14	17 55
Means of instruction.....	1 95	57
Miscellaneous.....	140 00
Repairs and renewals.	32 00
Scraps	32 86	49 01
Sock factory.....	4,294 68	3,416 22
Subsistence	56	21 64
Wages and salaries.....	28 05	18 94
Total.....	\$5,322 79	\$4,445 11

Farm and Garden Products.

FARM AND GARDEN PRODUCTS.

	1893.		1894.	
	Quantity.	Value.	Quantity.	Value.
Apples, Sib., crab.	bus. 5	\$2 50		
Asparagus.....	bus. 32½	65 00	bus. 9½	\$19 00
Barley.....	bus. 133	59 85		
Beans.....	bus. 150	300 00		
Beans, green.	bus. 35	17 50	bus. 15½	7 75
Beets.....	bus. 75	13 50	bus. 16½	19 62
Beef.....	lbs. 1,353	81 18		
Bull.....	hd. 1	20 00		
Calves.....	hds. 4	33 00	hds. 14	114 00
Cabbage.....	hds. 1,500	45 00	hds. 1,000	30 00
Cauliflower.....	hds. 29	2 90	hds. 36	3 60
Carrots.....	bus. 1,500	225 00	bus. 2,000	300 00
Cows.....	hds. 3	85 00	hds. 4	105 00
Currants.....	bus. 2½	4 67		
Cucumbers.....	bus. 59	59 00	bus. 46	46 00
Corn.....	bus. 3,012	602 40	bus. 1,300	715 00
Corn, green.....	bus. 185	74 00	bus. 70½	28 20
Cornstalks.....	T. 100	350 00	T. 120	420 00
Celery.....	hds. 1,500	18 75		
Hay.....	T. 210	1,680 00	T. 144	1,152 00
Horse.....	hd. 1	30 00		
Horse radish.....			bus. 7	2 80
Lettuce.....	hds. 59	59 00	bus. 47½	47 50
Milk.....	gals. 20,075	3,212 00	gals. 12,168	1,825 20
Mangel-wurzels...	bus. 1,000	125 00	bus. 1,000	125 00
Musk melons.....			bus. 1	1 00
Onions.....	bus. 253	189 75	bus. 114½	68 70
Oats.....	bus. 3,007	962 24	bus. 3,000	960 00
Parsnips.....	bus. 40	16 00	bus. 40	16 00
Potatoes.....	bus. 814	488 40	bus. 323	258 40
Pieplant.....	bus. 50	25 00	bus. 39	19 50
Popcorn.....	bus. 10	6 00		
Pork.....	lbs. 6,818	310 90	lbs. 12,716	635 80
Pigs.....	hds. 33	96 50	hds. 115	328 00
Pumpkins.....	loads 10	7 50		
Peas, green.....	bus. 118	59 00	bus. 158	79 00
Radishes.....	bus. 30	90 00	bus. 22	66 00
Raspberries.....	bus. 14¾	44 53	bus. 2	6 00
Salsify.....	bus. 50	12 50	bus. 50	12 50
Strawberries.....	qts 4,108	385 13		
Straw.....	T. 40	160 00	T. 50	200 00
Squash.....	T. 2½	35 00	T. 2	25 00
Spinach.....	bus. 54	118 00	bus. 81	162 00
Water melons.....	bus. 20	20 00	bus. 40	40 00
Tomatoes.....	bus. 57	28 50	bus. 23	11 50
Veal.....	lbs. 2,248	134 88	lbs. 1,046	68 76
Yearlings.....			hds. 10	100 00
		\$10,375 08		\$8,018 83



The State Prison, Waupun.

SIXTH BIENNIAL REPORT
OF THE
WISCONSIN STATE PRISON

FOR THE

Two Fiscal Years Ending September 30, 1894.

OFFICERS.

P. B. LAMOREUX,	WARDEN AND STEWARD.
JOHN C. GEBHART,	DEPUTY WARDEN.
JACOB FUSS,	CLERK.
REV. T. J. BROWN,	CHAPLAIN.
REV. E. ALLEN,	CATHOLIC CHAPLAIN.
G. F. MEISSER, M. D.,	PHYSICIAN.
MISS PHOEBE C. GRIDER,	MATRON FEMALE PRISON.
M. C. CLARKE,	TREASURER.

WARDEN'S REPORT.

Wisconsin State Prison,

Waupun, October 1st, 1894.

the State Board of Control:

Gentlemen:—I have the honor to submit herewith, my report for the two years ending September 30th, 1894, together with the reports of the chaplain and physician.

The prison population at the date of my last report was 481 male and 17 female, total, 498 prisoners. Since then the number has steadily increased and is now 638 male and 24 female, total 662 prisoners, including 81 life prisoners, 8 sentenced for general terms and 17 sentenced by United States courts.

The average population during the year ending September 30, 1893, was 537; and during the year ending September 30, 1894, 609. Only nine prisoners were received on general term sentences and one returned to prison for violating the conditions of his parole.

During the past two years many additions and improvements have been made in and about the prison buildings. A warden's residence has been built on the grounds owned by the state outside the walls and adjoining the prison on the north. A one story stone building with basement has been erected on the west side and adjoining the main building, containing on upper floor, kitchen and dining room for officers, basement to be used for prisoners' dining room. The root house has been enlarged and a second story added, which is now occupied as a tailor shop.

The blacksmith shop has also been refitted and the second story used as a knitting shop. The main building has been thoroughly repaired and remodeled.

The State Prison.

The hospital, formerly located at the north end of the north cellroom, has been removed to the second story of the main building and in its place 36 new steel cells have been put in, also dividing the double cells and enclosing several passage ways, thereby adding 60 new cells and increasing their number to 564.

This, however, is not yet sufficient to conform with the law and confine the men in separate cells; nearly 100 cells are now occupied by 2 men each. I would recommend that an appropriation be asked to increase the capacity of both cell rooms to 800 cells.

In my last report I urged the putting in of an electric light plant for the reason that it would be cheaper, more satisfactory and subject to less danger from fire. The men have to work in the shops and march through the yard after dark and the old plant now in use is not sufficient for that purpose. I would again call your attention to this matter and recommend an appropriation for a new electric light plant for the whole prison.

On account of the depression in business last summer, the contractors were compelled to reduce the force employed in the shoe factory to 300 prisoners, the number called for by the contract. This made it necessary to seek other employment for the idle men, and therefore a tailor shop and knitting shop were added to the industries of the prison, both now having been operated about 5 months and employing from 80 to 85 men.

I would again call your attention to the system of grading prisoners, referred to in my last report, and recommend the enactment of a law, giving the governor of the state the power to suspend sentence in meritorious cases; such prisoners to be remanded back to prison, in case they violate any of the conditions under which sentence was suspended.

The health of the prisoners has been generally good and the discipline all that can be desired. Several attempts to

Warden's Report.

escape have been made, but all were recaptured and returned to the prison.

The relations with the contractors and their superintendent, Maj. A. D. Pratt, continue to be pleasant and satisfactory.

All of which is respectfully submitted,

P. B. LAMOREUX,

Warden.

The State Prison.

STATISTICS.

TABLE NO. 1.

Admissions and Discharges.

		Male.	Fe. male.	Total.
Number confined Oct. 1, 1892.....		481	17	498
Received during the year ending Sept. 30th, 1893....		286	14	300
Received during the year ending Sept. 30th, 1894....		384	11	395
		1,151	42	1,193
	Male.	Fe- male.		
Discharged during the year ending Sept. 30, 1893.....	251	7		
Transferred to hospital insane.....	2			
Died.....	2			
Discharged during the year ending Sept. 30, 1894.....	251	11		
Transferred to hospital insane.....	1			
Died.....	6		513	18
			638	24
Remaining Sept. 30th, 1894.....				662

Average number during the year:

ending Sept. 30th, 1894.....	609
ending Sept. 30th, 1893.....	537
ending Sept. 30th, 1892.....	519
ending Sept. 30th, 1891.....	535
ending Sept. 30th, 1890.....	523
ending Sept. 30th, 1889.....	463
ending Sept. 30th, 1888.....	441
ending Sept. 30th, 1887.....	448
ending Sept. 30th, 1886.....	456
ending Sept. 30th, 1885.....	443

Statistical Tables.

TABLE NO. 2.

Whole number of days spent in prison.

	1893.		1894.	
Whole number of days during the year.				
Male.....	190,005		215,144	
Female.....	6,077		7,259	
Total.....		196,082		222,403
Lost time.				
Sundays and holidays.....	32,779		35,989	
Sick in hospital.....	1,018		1,994	
Sick in cellroom.....	417		900	
Solitary as per sentence.....	40		31	
Solitary punishment.....	76		77	
Dark cell.....	367		467	
Insane and idiotic.....	1,435		2,405	
Out on order of courts.....	46		122	
Old age.....	408		610	
No work.....	10,761		25,596	
		47,347		68,191
Labor not directly productive.				
Inside gate.....	304		305	
Hospital attendants.....	608		481	
Tiendenders and barber.....	3,952		4,100	
Main building.....	709		913	
Tobacco shop.....	278		305	
Kitchen.....	3,347		3,868	
Baker.....	613		877	
Butcher.....	304		540	
Laundry.....	1,210		1,553	
Barn and garden.....	1,160		879	
Farm.....	2,060		2,442	
Tailor and shoeshop and meuders.....	1,987		3,020	
Clothing department.....	601		622	
Female prisoners.....	6,077		6,279	
Yard.....	3,262		2,785	
Beanhouse.....	658		614	
		27,130		20,583
Productive labor.				
Contractors.....	118,675		101,989	
Engine and boilers.....	936		1,259	
General repairs.....	1,055		2,102	
Warden's residence.....	396		549	
Kitchen building.....	543		3,871	
Additional cellroom.....			1,877	
Tailorshop building.....			1,212	
Tailorshop, manufacturing.....			6,427	
Knitting shop, building.....			143	
Knitting shop, manufacturing.....			4,217	
Female prisoners, knitting shop.....		121,605	983	124,629
Total.....		196,082		222,403
Per cent. of				
Lost time.....		24-11		30-66
Labor not productive.....		13-53		13-30
Productive labor.....		62-06		56-04

TABLE NO. 3.

Consolidated statement of convict labor for the year ending September 30, 1893.

MONTH.	Number of days work done.	Average number employed per day.	Total number of hours.	Deduction for choreman.	Total number of days charged.	Amount received.
October, 1892	10,411	400	104,087 35	2,081 45	10,200 5 50	\$5,100 29
November, 1892	9,845	410	98,359 ..	1,967 11	9,639 1 49	4,819 59
December, 1892	11,120	428	111,111 20	2,222 13	10,888 9 07	5,444 45
January, 1893	10,858	434	108,544 21	10,854 4 21	5,427 22
February, 1893	9,926	431	99,242 10	9,924 2 10	4,962 11
March, 1893	11,747	435	117,496 01	11,749 6 01	5,874 80
April, 1893	10,777	431	107,714 40	10,771 4 40	5,385 73
May, 1893	11,291	434	112,915 45	11,291 3 45	5,645 68
June, 1893	8,889	342	88,868 45	8,886 8 45	4,443 43
July, 1893	8,548	342	85,456 35	8,545 6 35	4,272 83
August 1893	7,794	300	77,964	*7,800	3,900 ..
September, 1893	7,475	300	74,759 35	*7,500	3,750 ..
			half pay	5,100	1,275 ..
Totals	118,675	390	1,186,517 47	6,271 69	123,152 3 03	\$50,301 13

*During August and September the contractors did not employ 300 men as per contract, but they were charged and paid for that number. This will explain the difference of 276 hours, 25 minutes between the "total number of hours" and "total number of days charged" in these months.

TABLE NO. 3.—Continued.

Consolidated statement of contract labor of the year ending September 30, 1894.

MONTH.	Number of days work done.	Average num- ber employed per day.	Total number of hours.	Total number of days charged.			Amount received.
October, 1893	7,903	304	79,004 30	7,900	4	30	3,950 22
November, 1893	7,548	302	75,489 30	7,548	9	30	3,774 48
December, 1893	7,418	297	75,034 10	7,503	4	10	3,751 71
January, 1894	8,039	309	80,382 45	8,038	2	45	4,019 14
February, 1894	7,235	301	72,327 25	7,232	7	25	3,616 37
March, 1894	8,831	327	88,271 55	8,827	1	55	4,413 59
April, 1894	8,589	343	85,858 20	8,585	8	20	4,292 91
May, 1894	9,441	363	94,347 37	9,434	7	37	4,717 37
June, 1894	9,673	372	96,707 35	9,670	7	35	4,835 38
July, 1894	8,761	350	87,562 55	8,756	2	55	4,378 14
August, 1894	9,804	263	97,996 15	9,799	6	15	4,899 81
September, 1894	8,747	350	87,434 55	8,743	4	55	4,371 75
Totals	101,989	332	1,020,417 52	102,041	7	52	\$51,020 87

Statistical Tables.

STATE BOARD OF CONTROL.

The State Prison.

TABLE NO. 4.
SUMMARY OF RECEIPTS.
Counties where convicted.

1893. 1894.			1893. 1894.		
Ashland	16	12	Marathon	7	8
Barron	9	14	Marinette	8	8
Brown	14	9	Milwaukee	9	15
Bayfield	9	Oconto	1	2
Burnett	2	..	Outagamie	4	9
Buffalo	6	Oneida	6	2
Calumet	1	..	Ozaukee	2
Chippewa	5	6	Pierce	4	5
Clark	1	3	Price	4	5
Columbia	6	7	Portage	5	19
Crawford	3	4	Polk	1	1
Dane	14	16	Racine	13	11
Dodge	3	4	Richland	4	1
Douglas	18	13	Rock	12	13
Dunn	2	5	St. Croix	5	7
Door	2	Sauk	1	8
Eau Claire	11	9	Sheboygan	2	8
Fond du Lac	5	8	Sawyer	2
Forest	1	..	Taylor	1	1
Grant	7	9	Vernon	3	3
Green	2	2	Vilas	1	5
Green Lake	3	1	Waukesha	9	16
Iowa	2	1	Walworth	7
Iron	1	Winnebago	5	9
Jackson	1	1	Waupaca	5	9
Jefferson	1	..	Waushara	5
Juneau	5	4	Wood	4	13
Kenosha	6	2	Washburn	2
Kewaunee	1	..	Washington	1	1
La Crosse	24	18	U. S. courts	8	9
Langlade	2	5	Violation conditions of		
La Fayette	3	3	parole	1
Lincoln	3	1			
Manitowoc	3	3			
Monroe	3	10			
				300	395
				==	==

Residence when arrested.

Counties—		1893.	1894.	Counties—		1893.	1894.
Ashland.....	10	10	Marinette.....	1	6		
Barron.....	3	8	Milwaukee.....	14	20		
Bayfield.....	..	2	Monroe.....	4	7		
Burnett.....	2	..	Ozaukee.....	1	2		
Brown.....	13	7	Oconto.....	1	2		
Clark.....	2	5	Outagamie.....	..	8		
Chippewa.....	3	5	Oneida.....	5	2		
Columbia.....	1	4	Pierce.....	2	3		
Crawford.....	..	4	Price.....	2	6		
Dane.....	5	8	Polk.....	..	1		
Dodge.....	2	3	Portage.....	3	16		
Dunn.....	4	5	Racine.....	7	6		
Door.....	..	3	Richland.....	2	1		
Douglas.....	7	5	Rock.....	7	9		
Eau Claire.....	2	5	St. Croix.....	2	4		
Fond du Lac.....	5	6	Sauk.....	..	6		
Grant.....	5	6	Sheboygan.....	1	5		
Green.....	..	1	Sawyer.....	..	1		
Green Lake.....	2	..	Taylor.....	..	1		
Iron.....	..	1	Vilas.....	1	1		
Iowa.....	..	1	Vernon.....	3	4		
Jackson.....	1	1	Winnebago.....	4	9		
Jefferson.....	1	..	Waupaca.....	5	5		
Juneau.....	2	..	Wood.....	2	6		
Kewaunee.....	1	..	Walworth.....	..	5		
Kenosha.....	4	2	Washburn.....	..	3		
La Crosse.....	8	5	Washington.....	..	1		
La Fayette.....	3	2	Waukesha.....	..	5		
Langlade.....	..	5	Waushara.....	..	4		
Lincoln.....	2	1					
Manitowoc.....	1	3	Total.....	162	260		
Marathon.....	6	3		==	==		

States and Territories—		1893.	1894.	States and Territories—		1893.	1894.
California.....	2	3	Maine.....	1	..		
Colorado.....	..	1	Missouri.....	3	..		
Connecticut.....	..	4	Michigan.....	9	15		
Dakota.....	2	..	New York.....	29	8		
Illinois.....	20	35	Nebraska.....	4	..		
Iowa.....	3	12	Ohio.....	9	3		
Indiana.....	3	4	Oregon.....	1	..		
Kentucky.....	1	..	Pennsylvania.....	12	6		
Minnesota.....	12	8	Rhode Island.....	1	..		
Massachusetts.....	3	5	Tennessee.....	1	..		
Montana.....	..	2					
				116	107		
				==	==		

Foreign.....	2	5	No home.....	20	23
	==	==			

The State Prison.

Religious instruction.

	1893.	1894.		1893.	1894.
Protestant.....	128	171	No religion.....	62	86
Catholics.....	109	138		—	—
Jew.....	1	...		300	395
				==	==

Ages.

	1893.	1894.		1893.	1894.
Under 20 years.....	32	52	From 60 to 70 years....	3	4
From 20 to 30 years....	139	176	From 70 to 80 years....	1	...
From 30 to 40 years....	93	106		—	—
From 40 to 50 years....	20	47		300	395
From 50 to 60 years....	12	10		==	==

Habits.

	1893.	1894.		1893.	1894.
Intemperate.....	87	94	Temperate.....	44	47
Moderate.....	169	254		—	—
				300	395
				==	==

Sex.

	1893.	1894.		1893.	1894.
Male.....	286	384	Female.....	14	11
				—	—
				300	395
				==	==

Conjugal relations.

	1893.	1894.		1893.	1894.
Married.....	78	101	Widowers.....	10	13
Single.....	206	273	Divorced.....	4	7
Widows.....	2	1		—	—
				300	395
				==	==

Color.

	1893.	1894.		1893.	1894.
White.....	291	386	Mulatto.....	3	7
Black.....	...	1	Indian.....	6	1
				—	—
				300	395
				==	==

How often sentenced.

	1893.	1894.		1893.	1894.
First time.....	262	339	Fifth time.....	..	1
Second time.....	28	42	Seventh time.....	1	..
Third time.....	6	8	Reform school.....	3	5
				—	—
				300	395
				==	==

*Statistical Tables.**Education.*

	1893.	1894.		1893.	1894.
Read and write English	252	362	Read and write Bohemian	2	2
Read and write German only	10	22	Read and write Polish	4
Read and write Danish	1	Read only	8
Read and write Swede	3	1	Neither read nor write	22
Read and write Italian	1		<u>300</u>	<u>395</u>
Read and write Norwegian	1	4		<u>==</u>	<u>==</u>

Terms of sentence.

	1893.	1894.		1893.	1894.
During life	4	8	Two years	56	52
Thirty years	2	One year and nine months	1
Twenty-five years	2	One year and eight months	2
Twenty years	1	One year and six months	24	26
Eighteen years	1	One year and four months	2
Seventeen years	2	One year and three months	1	1
Sixteen years	1	One year and two months	3
Fifteen years	1	2	One year and one month	2	6
Fourteen years	2	One year and one day	1
Ten years	8	8	One year	101	173
Eight years	3	1	Eleven months	1
Seven years	3	4	Nine months	3	6
Six years	3	3	Seven months	1
Five years	20	15	Six months	2	13
Four years and six months	2	General terms	2	7
Four years	21	15	Safe keeping	1
Three years and nine months	1		<u>300</u>	<u>395</u>
Three years and six months	7	3		<u>==</u>	<u>==</u>
Three years	21	26			
Two years and six months	7	11			

*The State Prison.**Crime.*

	1893.	1894.		1893.	1894.
Assault with intent to kill	4	10	Murder, first degree...	5	8
Assault with intent to do bodily harm.....	6	9	Murder, second degree..	3	6
Assault with intent to rape	10	17	Murder, third degree..	1	..
Assault with intent to rob	5	4	Manslaughter, first degree	1	1
Abandoning family....	3	3	Manslaughter, second degree	3	2
Arson	8	4	Manslaughter, third degree	2	1
Adultery	14	16	Manslaughter, fourth degree	4	1
Aiding prisoners to escape	1	Obstructing railroad track	4
Abduction	1	..	Obtaining money on false pretenses.....	5	9
Burglary.....	83	143	Passing counterfeit money	1	2
Bigamy	3	3	Polygamy.....	1	1
Counterfeiting	5	Perjury	1	1
Embezzlement	5	5	Robbery	8	10
Forgery	17	19	Rape.....	6	1
Fornication	2	Receiving stolen goods	2
Felonious assault.....	1	..	Sodomy	1	1
Horse stealing	11	10	Selling liquor to Indians	1	3
Incest	4	4	Vagrancy	1	..
Keeping house of ill fame.....	3	3	Violating condition of parole.....	..	1
Having burglars' tools in their possession...	2	..			
Larceny of all grades..	76	87	Total.....	300	395
				==	==

*Statistical Tables**Profession or trade.*

	1893.	1894.		1893.	1894.
Agents.....	1	5	Hotelkeepers.....	1	2
Artist.....	..	1	Kalzominer.....	..	1
Blacksmiths.....	9	4	Knitter.....	..	1
Brakemen.....	17	19	Laborers.....	85	115
Butchers.....	4	4	Lumbermen.....	13	29
Bakers.....	1	2	Lathers.....	1	2
Barbers.....	5	6	Millwright.....	1	..
Bookkeepers.....	5	2	Miners.....	1	3
Bellboy.....	1	..	Masons.....	2	1
Boilermakers.....	1	2	Machinists.....	6	4
Bricklayer.....	1	1	Molders.....	7	8
Billposter.....	..	1	Marblecutter.....	1	..
Broker.....	1	..	Nurse.....	..	1
Chairmaker.....	1	..	Physician.....	1	1
Clerks.....	2	3	Photographer.....	1	..
Cooks.....	11	14	Painters.....	10	25
Cigarmakers.....	1	4	Printers.....	2	2
Carpenters.....	14	22	Plumbers.....	4	1
Confectioner.....	1	..	Porter.....	1	..
Carriagemaker.....	1	..	Plasterers.....	1	2
Cattledealer.....	1	..	Puddlers.....	1	..
Cheesemaker.....	..	1	Rivermen.....	3	..
Coopers.....	1	3	Shinglemakers.....	..	3
Draughtsman.....	..	1	Shoemakers.....	5	9
Electrician.....	1	..	Salesmen.....	2	2
Editor.....	..	1	Sailors.....	5	4
Engineers.....	1	6	Storekeeper.....	1	..
Farmers.....	14	25	Stonecutters.....	4	2
Firemen.....	6	7	Stenographer.....	1	..
Finishers.....	..	1	Saloonkeepers.....	2	3
Gunsmith.....	1	..	Upholsterer.....	1	1
Gasfitters.....	2	..	Telegraph operator.....	1	1
Granite cutter.....	..	1	Tinner.....	..	1
Housekeepers.....	14	10	Teamsters.....	5	5
Hostlers.....	5	3	Tanner.....	..	1
Harnessmakers.....	1	3	Tailors.....	1	3
Holding office.....	1	2	Waiters.....	4	6
Hatter.....	1	..	Wagonmakers.....	..	2
				300	395
				==	==

*The State Prison.**Nativity.*

Native—		1893.	1894.	Foreign—		1893.	1894.
Alabama.....	..	1	1	Atlantic Ocean.....	1	1	..
Arkansas.....	1	..	3	Austria.....	1	1	1
California.....	1	3	5	Belgium.....	..	1	1
Connecticut.....	..	5	1	Bohemia.....	1	1	1
Delaware.....	..	1	1	Canada.....	11	30	..
Georgia.....	..	1	1	Denmark.....	1	1	..
Illinois.....	16	26	9	England.....	6	11	1
Indiana.....	7	9	8	Finland.....	1	1	1
Iowa.....	3	8	1	France.....	..	1	1
Kansas.....	..	1	2	Germany.....	32	37	..
Kentucky.....	1	2	1	Italy.....	1	1	1
Louisiana.....	1	1	19	Ireland.....	14	4	4
Michigan.....	8	4	5	Norway.....	8	8	8
Missouri.....	8	1	9	Poland.....	2	6	6
Maine.....	2	1	5	Scotland.....	1	1	1
Minnesota.....	4	5	9	Sweden.....	5	4	4
Massachusetts.....	8	9	1	Switzerland.....	1	2	2
Maryland.....	1	1	..	Wales.....	1	1	1
Nebraska.....	1	..	36				
New York.....	40	36	2		87	110	
New Jersey.....	1	2	1				
New Hampshire.....	1	1	..				
Oregon.....	1	..	7				
Ohio.....	10	7	2				
Pennsylvania.....	14	10	2				
Tennessee.....	..	2	..				
Texas.....	2	..	1				
Virginia.....	2	1	2				
Vermont.....	1	2	127				
Wisconsin.....	79	127					
		213	285				

Statistical Tables

Nativity of Parents.

	1883.	1894.
Parents born in the United States.....	99	143
Parents born in foreign countries.....	164	216
Father born in United States, mother in foreign country...	8	9
Mother born in United States, father in foreign country...	10	17
Not known.....	19	10
	<u>300</u>	<u>395</u>

TABLE NO. 5.

Prisoners discharged.

	1883.	1894.		1893.	1894.
Reduction of time.....	211	209	Transferred to hospital		
Expiration of time....	22	31	insane.....	2	1
Governor's pardon....	15	16	Died.....	2	6
Parole.....	6	7		<u>262</u>	<u>269</u>
Order of courts.....	4	8			

Per cent of pardons granted for the year ending--	To average popula- tion.	To number dis- charged.
September 30, 1894.....	2.63	5.95
September 30, 1893.....	2.79	5.72
September 30, 1892.....	3.66	5.00
September 30, 1891.....	3.94	7.75
September 30, 1890.....	4.02	8.53
September 30, 1889.....	4.10	8.56
September 30, 1888.....	2.94	6.46
September 30, 1887.....	2.90	6.31
September 30, 1886.....	3.73	7.65
September 30, 1885.....	3.16	6.70

The State Prison.

TABLE NO. 6.

*Prison population at the close of the year ending September 30,
1894.*

Counties where from.

Ashland.....	28	Monroe.....	14
Barron.....	22	Marquette.....	1
Buffalo.....	3	Oneida.....	6
Bayfield.....	7	Outagamie.....	15
Brown.....	27	Oconto.....	3
Calumet.....	3	Ozaukee.....	3
Chippewa.....	10	Pierce.....	10
Clark.....	6	Portage.....	18
Crawford.....	5	Polk.....	4
Columbia.....	10	Price.....	7
Douglas.....	26	Richland.....	6
Dane.....	26	Racine.....	21
Dodge.....	8	Rock.....	26
Door.....	2	St. Croix.....	8
Dunn.....	8	Shawano.....	2
Eau Claire.....	20	Sauk.....	6
Fond du Lac.....	11	Sheboygan.....	11
Grant.....	16	Sawyer.....	4
Green.....	3	Taylor.....	1
Green Lake.....	3	Trempealeau.....	4
Iowa.....	4	Vernon.....	6
Jackson.....	3	Vilas.....	4
Jefferson.....	4	Walworth.....	7
Juneau.....	5	Waukesha.....	26
Kenosha.....	8	Waupaca.....	13
Kewaunee.....	1	Waushara.....	6
Langlade.....	6	Washington.....	2
La Crosse.....	28	Washburn.....	2
La Fayette.....	3	Winnebago.....	15
Lincoln.....	4	Wood.....	18
Milwaukee.....	32	U. S. courts.....	17
Manitowoc.....	6		—
Marinette.....	16		662
Marathon.....	12		==

Color.

White.....	640	Indians.....	7
Black.....	4	Half Indian.....	2
Mulatto.....	9		—
			662
			==

How often sentenced.

First time.....	572	Seventh time.....	1
Second time.....	57	Reform school.....	9
Third time.....	19		—
Fourth time.....	3		662
Fifth time.....	1		==

*Statistical Tables.**Ages.*

Under 20 years.....	62	From 50 to 60 years	32
From 20 to 30 years	272	From 60 to 70 years	21
From 30 to 40 years	209	From 70 to 80 years	8
From 40 to 50 years	58		
			<u>662</u>
			<u><u>662</u></u>

Education.

Read and write English.....	528	Read and write Polish only..	3
Read and write German only.	34	Read and write Arabian only.	1
Read and write Swedish only.	3	Read and write Italian only..	1
Read and write Danish only.	2	Read English only	27
Read and write Norwegian only	4	Read German only	2
Read and write Bohemian only	2	Neither read nor write	54
Read and write French only..	1		
			<u>662</u>
			<u><u>662</u></u>

Received in the several years as follows:

1862.....	1	1883.....	5
1863.....	1	1884.....	7
1867.....	1	1885.....	6
1868.....	1	1886.....	4
1870.....	1	1887.....	9
1871.....	1	1888.....	7
1872.....	3	1889.....	11
1874.....	4	1890.....	25
1875.....	1	1891.....	33
1876.....	3	1892.....	88
1877.....	1	1893.....	163
1878.....	1	1894.....	282
1879.....	1		
1880.....	1		
1881.....	1	Total.....	<u>662</u>
			<u><u>662</u></u>

*The State Prison.**Crime.*

Assault with intent to kill...	14	Larceny of all grades.....	153
Assault with intent to do bodily harm.....	16	Murder, first degree.....	84
Assault with intent to rape..	32	Murder, second degree.....	25
Assault with intent to rob...	6	Murder, third degree.....	2
Assault and robbery.....	2	Manslaughter, first degree...	3
Arson.....	8	Manslaughter, second degree..	4
Aiding prisoners to escape...	1	Obstructing railroad track...	3
Abandoning family.....	2	Obtaining money or goods on false pretenses.....	11
Adultery.....	20	Passing counterfeit money..	3
Abduction.....	1	Producing death by procur- ing an abortion.....	1
Burglary.....	139	Polygamy.....	2
Bigamy.....	4	Perjury.....	2
Counterfeiting.....	1	Rape.....	22
Embezzlement.....	5	Robbery.....	18
Forgery.....	32	Receiving stolen goods.....	2
Fornication.....	2	Sodomy.....	3
Horse stealing.....	19	Violating conditions of parole	1
Having burglar tools in their possession.....	2		
Incest.....	13		662
Keeping house of ill-fame....	4		

Terms of sentence.

During life.....	81	Three years and 6 months..	13
Thirty years.....	4	Three years.....	56
Twenty-five years.....	4	Two years and 6 months....	25
Twenty four years.....	1	Two years.....	76
Twenty-two years.....	1	One year and 9 months....	1
Twenty years.....	12	One year and 8 months....	2
Eighteen years.....	4	One year and 6 months....	29
Seventeen years.....	3	One year and 4 months....	2
Sixteen years.....	2	One year and 3 month....	3
Fifteen years.....	6	One year and 2 months....	2
Fourteen years.....	3	One year and 1 month....	5
Twelve years.....	3	One year.....	148
Ten years.....	23	Eleven months.....	1
Nine years.....	1	Nine months.....	3
Eight years.....	8	Eight months.....	1
Seven years.....	9	Seven months.....	1
Six years.....	9	Six months.....	8
Five years.....	59	General terms.....	8
Four years.....	44		
Three years and 9 months..	1		662

Statistical Tables.

TABLE. NO. 7.

Life prisoners.

Number confined October 1, 1892		77
Received during the year ending September 30, 1893.		4
Received during the year ending September 30, 1894.		8
		<u>89</u>
Discharged on governor's pardon	3	
Remanded for new trial	2	
Transferred to hospital insane.	1	
Died	2	
	—	8
Remaining September 30, 1894.		<u>81</u>

Counties where from.

Ashland	2	Monroe	1
Barron	1	Ozaukee	1
Brown	1	Oconto	1
Calumet	2	Pierce	2
Chippewa	2	Portage	2
Clark	1	Richland	1
Dane	2	Rock	5
Dodge	2	Sawyer	1
Green	1	Shawano	1
Green Lake	1	St. Croix	4
Grant	2	Trempeleau	1
Iowa	3	Vernon	1
Jackson	1	Waukesha	1
Jefferson	4	Walworth	1
Kenosha	3	Winnebago	4
Langlade	1	Wood	3
Lincoln	1	Waupaca	3
La Crosse	2	Waukhara	5
Marathon	1	U. S. Courts	2
Manitowoc	1		—
Milwaukee	7		<u>81</u>

Color.

White	68	Indians	10
Black	3		<u>81</u>

Conjugal relations.

Married	29	Widows	5
Single	32	Divorced	1
Widowers	14		<u>81</u>

The State Prison.

<i>Ages.</i>		
Under 20 years.....	2	From 50 to 60 years..... 14
From 20 to 30 years.	12	From 60 to 70 years..... 5
From 30 to 40 years.....	20	From 70 to 80 years..... 3
From 40 to 50 years.....	25	81
		=
<i>Sex.</i>		
Male.....	74	Female..... 7
		81
		=
<i>Nativity.</i>		
Native.		Foreign.
Illinois.....	2	Austria..... 1
Missouri.....	1	Bohemia..... 1
Minnesota.....	1	Canada..... 3
Michigan.....	2	England..... 1
New York.....	3	Finland..... 1
Ohio.....	1	Germany..... 16
Pennsylvania.....	3	Holland..... 2
Tennessee.....	2	Ireland..... 6
Virginia.....	1	Italy..... 1
Wisconsin.....	22	Norway..... 4
	38	Poland..... 1
	==	Scotland..... 4
		Switzerland..... 1
		South Wales..... 1
		43
		==
<i>Total number of life prisoners received since organization of the prison.</i>		
Murder first degree...		173
Murder second degree.....		11
Desertion.....		1
Rape.....		5
		190
		=
Discharged on governor's pardon.....	47	
writ of habeas corpus.....	5	
order of supreme court.....	14	
order secretary of war.....	1	
commutation.....	8	
Removed to hospital insane.....	8	
Died.....	27	
Escaped.....	2	
Committed suicide.....	2	
	—	109
		=
Remaining September 30, 1894.....		81
		==

Statistical Tables.

TABLE NO. 8.

Female Prisoners.

Number confined October 1, 1892.....		17
Received during the year ending September 30, 1892.....	14	
Received during the year ending September 30, 1894.....	11	25
	—	42
Discharged on reduction of time.....	16	
Governor's pardon	2	
	—	18
Remaining September 30, 1894.....		24
		==

Counties where from.

Ashland.....	1	Jefferson.....	2
Barron.....	1	Kewaunee	1
Crawford	1	Manitowoc.....	2
Clark	1	Marinette	1
Dane.....	1	Milwaukee.....	1
Douglas.....	1	Outagamie.....	1
Dodge.....	1	Portage.....	1
Fond du Lac.....	1	Shawano.....	
Grant.....	2	Trempealeau.....	1
Green Lake.....	2		—
Iowa.....	1		24
			==

Ages.

From 20 to 30 years.....	11	From 50 to 60 years.....	4
From 30 to 40 years.....	7	From 60 to 70 years.....	1
From 40 to 50 years.....	1		—
			24
			==

Conjugal relations.

Married	13	Widows.....	8
Single	3		—
			24
			==

Terms of sentence.

During life.....	7	Two years.....	1
Twenty-five years	1	One year and six months....	2
Eighteen years	2	One year	7
Fourteen years	1		—
Ten years.....	1	Total	24
Four years.....	2		==

*The State Prison.**Crime.*

Assault with intent to kill....	1	Larceny.....	7
Abandoning child.....	1	Murder, first degree.....	2
Adultery.....	6	Murder, second degree.....	4
Arson.....	1		—
Keeping house of ill fame....	2		24
			==

Nativity.

Native.		Foreign.	
New York.....	1	Germany.....	9
Vermont.....	1	Norway.....	1
Tennessee.....	1	Nova Scotia.....	1
Wisconsin.....	9	Poland.....	1
	—		—
	12		12
	==		==

TABLE NO. 9.

General term sentences.

Number confined October 1, 1892.....		12
Received during the year ending September 30, 1893.....	2	..
Received during the year ending September 30, 1894.....	7	..
	—	9
		—
Discharged.....		21
		14
Remaining September 30th, 1894.....		7

Counties where from.

Columbia.....	1	Juneau.....	3
Fond du Lac.....	2	Washburn.....	1
			—
			7
			==

Crime.

Assault with intent to kill....	1	Violating conditions of parole	1
Burglary.....	5		7
			—
			7
			==

Terms.

From 1 to 5 years.....	2	From 3 to 8 years.....	1
From 1 year to 18 months....	3	From 1 to 15 years.....	1
			—
			7
			==

Statistical Tables

TABLE NO. 10.

Prison population, number of female prisoners and life members at the close of each fiscal year since the organization of the prison. Number pardoned, died, committed suicide and escaped during the same year.

Date.	Prison population.	Fe- males.	Life prison- ers.	Pardoned.	Died.	Suicide.	Es- caped.
April 1, 1852	15						
December 31, 1852	28						
December 31, 1853	61	2					1
December 31, 1854	71	5			1		
December 31, 1855	72	4	8	13	1		
December 31, 1856	108		12	13	1	1	
December 31, 1857	160						
December 31, 1858	202			16	1		
December 31, 1859	182			29	2		
September 30, 1860	170	12		25	1		1
September 30, 1861	137	12		26			
September 30, 1862	116	4	16	5			
September 30, 1863	131	8	20	14			2
September 30, 1864	120	14	22	9	1		2
September 30, 1865	97	6	24	15	2		2
September 30, 1866	169	10	27	13	1	1	
September 30, 1867	206	15	30	16			
September 30, 1868	184	8	33	11	1		
September 30, 1869	180	2	31	13	1		
September 30, 1870	195	2	35	5			
September 30, 1871	191	2	35	12	1	1	
September 30, 1872	187	7	36	13	2		2
September 30, 1873	180	5	36	14	1		
September 30, 1874	230	7	40	18	1		
September 30, 1875	248	12	37	19	2		
September 30, 1876	266	13	40	22	1	1	
September 30, 1877	290	10	42	27	2	2	
September 30, 1878	346	6	45	19	2		1
September 30, 1879	303	7	48	11	1		
September 30, 1880	277	7	47	13	3	1	
September 30, 1881	305	7	49	6	6		
September 30, 1882	348	7	44	13	3		2
September 30, 1883	366	9	48	16	3		1
September 30, 1884	410	5	50	14	5	1	
September 30, 1885	441	12	49	14	7		
September 30, 1886	450	13	51	17	2		3
September 30, 1887	428	13	52	13	1		
September 30, 1888	438	14	60	13	2		5
September 30, 1889	507	15	64	19	4		1
September 30, 1890	532	17	68	19	10		4
September 30, 1891	529	15	74	23	7		2
September 30, 1892	498	17	77	19	4	2	
September 30, 1893	536	24	77	15	2		
September 30, 1894	662	24	81	16	6		
Totals				622	91	10	29

The State Prison.

TABLE NO. 11.

Exhibit of United States prisoners, confined at the Wisconsin state prison, September 30, 1894.

Number on Register	Where convicted.	Term of sentence.	Date of sentence.	Crime.
5040	Eastern district..	Life.....	Sept. 22, '90..	Rape.
5177	Western district..	Life.....	March 23, '91..	Rape.
5262	Eastern district..	Five years ..	June 30, '91...	Illicit intercourse.
5363	Western district..	Five years ..	Dec. 12, '91....	Stealing from P.O. box.
5364	Western district..	Five years ..	Dec. 12, '91....	Stealing from P.O. box.
5410	Eastern district..	Five years ..	Feb. 9, '92....	Stealing from P.O.
5648	Western district..	Four years and six months.	Dec. 14, '92 ...	Burglary of P. O.
5649	Western district..	Four years ..	Dec. 14, '92 ...	Burglary of P. O.
5798	Eastern district..	Two years ..	June 16, '93...	Passing counterfeit coin.
5808	Western district..	Life.....	June 27, '93...	Murder.
5809	Western district..	Life.....	June 24, '93...	Murder.
6024	Eastern district..	Thirteen months..	March 6, '94...	Passing counterfeit coin.
6025	Eastern district..	Thirteen months..	March 6, '94...	Passing counterfeit coin.
6149	Eastern district..	Sixteen months ..	June 14, '94...	Counterfeiting.
6154	Eastern district..	Thirteen months..	June 11, '94...	Stealing from P. O.
6160	Western district..	Life.....	June 19, '94...	Murder.
6221	Western district..	One year and one day.....	Aug. 22, '94...	Burglary of P. O.



Warden's Residence, State Prison, Waupun—1894.

Physician's Report.

PHYSICIAN'S REPORT.

WAUPUN, Wis., Sept. 30th, 1894.

To the State Board of Control:

GENTLEMAN:—I have the honor to submit to you the biennial report of the medical department of the prison.

During the two years the health of the inmates of the institution has been remarkably good.

There is great need for an isolation ward for consumptives. It would probably be better to have a building separate from the prison for this purpose.

There is a fair stock of drugs and surgical dressings on hand but a lack of surgical equipment for serious accidents ready for instant use.

Mortality for the year of 1893.....	2
Mortality for the year of 1894.....	5
Average morning sick call.....	20
Average number excused daily.....	3
Average number convalescents not working.....	5
Average number dispensary patients.....	7
Average number in hospital.....	4

There has been added to the department since the last report The Birtillion System of Criminal Identification.

We now keep a book record of all medicines used specifying what amount and for whom prescribed aside from the recording of prescriptions. There has also been a dispensary record instituted. There has been a great improvement in the efficiency of this department both in medical and surgical work.

I remain your humble servant,

G. F. MESSER.

Prison Physician.

The State Prison.

CHAPLAIN'S REPORT.

WAUPUN, Wis., Nov. 28th, 1894.

To the State Board of Control:

GENTLEMEN:—Being enriched by an added knowledge of two more years as chaplain of this prison, I am thus able to speak from a larger and more varied experience. Personal contact with the inmates, confidential interviews, have opened up and made accessible the inner workings of the mind, and while they constitute excellent lessons in psychology and oracular demonstrations of the needs of having the fundamentals of moral philosophy taught the men, they have been converted into particular use by showing unto them "a new and more excellent way" for the maintenance of home and loved ones. With few exceptions I have found the men susceptible to the truth and more than once has the fountain of tears been opened up and the frame convulsed with sobs as by the law of association agreeable reminiscences of the sunny hours of childhood, and cloudless days of budding manhood were brought before their minds in panoramic vision.

When I see such splendid signs of tenderness and love of home, I know that all is not lost, for there is an excellent foundation upon which may be reared a superstructure of fidelity, honesty and business integrity that will command respect and admiration. There are those, however, to whom the most pathetic appeals would be as powerless as were Christ's tears of sympathy and love over the impending fate of the city of Jerusalem to warn its inhabitants and have them desist from immoral practices, hence in my judgment there is great need of separating the younger portion of criminals from those matured in criminality. Petrified criminality is not without positive proof in men whose purpose in life is to be a criminal, a passion seemingly almost ungovernable for criminal practices and evidently no desire for reformation.

If the leaven of criminality will leaven the whole lump great care should be taken to isolate those who have taken one wrong step, and cannot be constituted as criminals. The cry of this commonwealth should be separate, separate, separate. Perhaps what I am about to say may belong to the realm of the conjectural, but I will intimate that if

Chaplain's Report.

the fee system were abolished there would be more jail sentences and fewer incarcerations in the state prison. Were all things told publicly that take place in our jails to increase the perquisites of the official staff it would make an astounding revelation to the taxpayer. It ought to be remedied.

Our school is in a better condition than ever; more faithful study; better equipment and larger fruitage of scholarship. Through the generous appropriation of the board we have facilities for instructing the ignorant. The old books were sold and a uniform series of text books same as used in the public schools are now in use in the prison. I must repeat the fact that our library is a foe to modern enlightenment and thus a menace to intellectual advancement. I would strongly recommend that an admission fee of twenty five cents be charged those who wish to be escorted by a guide through the factories, and the same to be used in creating a fund for restocking the library with good books, helpful magazines and the leading newspapers of the day. This is certainly not unreasonable, and I hope it may become a fact in the near future. Try it one year. Religious services are held each Sabbath and, in my judgment, are productive of great good, and conducive to the spirituality of the inmates. I desire to place myself athwart a popular idea as to the preaching of the Gospel of Christ to criminals, viz., that it is useless, that it does not reform, and might safely be abandoned. Those hypercritical individuals who deride all reformatory movements, have never made a single effort to reform criminals, or if they have, they have been sporadic attempts, and because they did not like mushrooms spring up in a night they abandoned it as useless. I have kept tab on the young men who have gone out with high resolves and something of nobility of character, and at this time I know of three who have gone into evangelistic work and one is taking a collegiate course preparatory to the ministry. A man needs to get down by their side and talk to them as brothers and not hold them aloof as if the touch of their hand would contaminate us with the leprosy of criminality. As we follow the example of Jesus in manifesting our love for them and desire for their salvation we not infrequently hear the cry, Jesus thou Son of David! have mercy upon me." It is blessed to preach Jesus and the resurrection as the only hope of their salvation. The Y. P. S. C. E. has been a very helpful agency in the formation and development of christian characters, and I must not close without expressing my very great appreciation of co-operation of W. C. T. U. and Y. P. S. C. E. societies on the outside for their contribution of literature, and thus the dissemination of wholesome knowledge. Many a man has called them "blessed" for the magazines he has been privileged to read. The mother

The State Prison.

heart and maternal instincts have asserted themselves helpfully through another two years in nicely written letters expressive of their tender regard for some mother's boy, by the women of this and other states. It is a noble missionary work. The reward is consciousness of doing good. I desire also to reaffirm my convictions of the need of charity pardons where legislations shall make provision for the worthy poor who are deserving of a pardon but lack money and influence of friends to carry it through.

T. J. BROWN.

Chaplain.

Current Expense Fund.

STATEMENT OF CURRENT EXPENSE FUND—1893.

1892.			
Oct. 1.	Balance		\$5,027 81
1893.			
April 15.	Appropriation, chap. 152, laws 1893.		30,000 00
Sept. 30.	Steward for convict labor during the year		60,384 38
Sept. 30.	Steward for sundries		5,114 67
July 19.	Transferred for expenses of Board of Control	2,921 78	
Sept. 30.	Paid on account of current expenses this year	76,632 76	
Sept. 30.	Bal. appropriation in state treasury	\$16,912 98	
Sept. 30.	Bal. in hands of treasurer of institution	4,274 39	
Sept. 30.	Bal. in hands of steward	384 95	21,572 32
		\$100,526 86	\$100,526 86

STATEMENT OF CURRENT EXPENSE FUND—1894.

1893.			
Oct. 1.	Balance		\$21,572 32
1894.			
July 16.	Indebtedness incurred by authority		20,000 00
Sept. 30.	Steward for convict labor during the year		53,557 29
Sept. 30.	Steward for sundries		3,723 77
Sept. 30.	Kitchen and hospital fund—transfers		62 80
July 6.	Transferred for expenses of Board of Control	\$2,921 78	
Sept. 30.	Paid on account of current expenses this year	86,027 98	
Sept. 30.	Kitchen and hospital fund to bal ..	56 73	
Sept. 30.	Tailor and knitting shop transfers ..	1,912 00	
Sept. 30.	Balance appropriation in state treasury	\$5,161 86	
Sept. 30.	Balance in hands of treasurer of institution	2,381 89	
Sept. 30.	Balance in hands of steward	453 94	7,997 69
		\$98,916 18	\$98,916 18
1894.			
Oct. 1.	Balance		\$7,997 69

The State Prison.

STATEMENT OF

At the Wisconsin State Prison for the

CLASSIFIED ITEMS.	Inventory September 30, 1892.	Purchased during the year.	Trans- ferred to this ac- count.	Total.
Accounts receivable.....	\$1,353 42	\$1,353 42
Armory.....	121 75	59 50	181 25
Barn, farm and garden.....	7,136 10	1,205 79	\$41 25	8,383 14
Clothing.....	1,156 33	5,538 24	6,694 57
Convicts discharged.....	3,469 61	3,469 61
Convicts' earnings.....	191 88	191 88
Convicts escaped.....	463 98	463 98
Discount.....
Drug and medical dep't.....	336 50	456 17	792 67
Exchange.....	26 13	26 13
Engines and boilers.....	12,282 86	358 68	12,641 54
Freight and express not classified.....	17 83	17 83
Fire apparatus.....	704 02	704 02
Fuel.....	2,636 18	7,834 79	10,470 97
Gas and other lights ..	979 85	1,031 85	2,011 70
House furnishing.....	10,725 93	1,445 93	12,171 86
Indebtedness prev. year.....	150 38	150 38
Laundry.....	1,226 57	566 56	1,793 13
Machinery and tools....	965 59	24 71	990 30
Means of instruction....	2,304 65	110 64	2,415 29
Miscellaneous.....	326 90	305 36	83 25	715 51
Officers' expenses.....	83 59	83 59
Printing, postage, sta- tionery and telegraph.....	147 22	351 68	498 90
Real estate including buildings, etc.....	387,242 05	387,242 05
Repairs and renewals ...	615 10	1,060 30	14 46	1,689 86
Scraps.....	84 17	84 17
Subsistence.....	719 45	27,614 32	2,742 14	31,075 91
Tobacco.....	26 85	592 08	618 93
United States.....	849 14	849 14
Wages and salaries.....	23,117 45	23,117 45
Steam heating.....	14 46	14 46
Total.....	\$431,007 32	\$76,091 91	\$3,814 41	\$510,913 64
Discounts.....	59 15
		\$76,032 76		440,620 44
Net expenses.....				\$70,293 20

Add amount assigned to this institution, and set apart by the Secretary of

Current Expenses

CURRENT EXPENSES.

fiscal year ending September 30, 1893.

Inventory September 30, 1893.	Cash re- ceived on this ac- count.	Transferred from this account.	Total.	Gained.	Expended.
\$378 14	\$1,358 42		\$1,726 56	\$378 14	
174 60			174 60		\$6 65
7,827 00	2,452 00	\$2,742 14	18,021 14	4,688 00	
1,662 98			1,662 98		5,031 59
					3,469 61
					191 88
					463 98
		59 15	59 15	59 15	
355 05			355 05		437 62
					26 13
12,209 56			12,209 56		431 98
					17 83
704 02			704 02		
1,967 50	122 54		2,090 04		8,380 98
1,005 81	116 85		1,122 66		829 04
10,839 92	1 50		10,841 42		1,330 44
					150 38
1,246 07			1,246 07		547 06
856 24			856 24		134 06
2,295 65			2,295 65		119 64
428 90	87 75		516 65		198 86
					83 59
158 82	29		159 11		339 79
387,242 05			387,242 05		
581 58	1 50	84 17	667 25		1,022 61
	84 17		84 17		
1,556 62	128 76	890 39	2,575 77		29,500 14
146 70			146 70		472 23
	849 14		849 14		
					23,117 45
		14 46	14 46		
\$431,632 21	\$5,197 92	\$3,790 31	\$440,620 44	\$5,070 29	\$75,363 49
					5,070 29
					\$70,293 20

State for salaries and expenses of the board of control

2,921 78

\$73,214 98

The State Prison.

STATEMENT OF

At the Wisconsin State Prison for the

CLASSIFIED ITEMS.	Inventory September 30, 1893.	Purchased during the year.	Transfer'd to this account.	Total.
Accounts receivable	\$373 14			\$373 14
Armory	174 60	\$2 77		177 37
Barn, farm and garden.	7,827 00	1,249 66	\$60 00	9,136 66
Clothing	1,662 98	4,295 61	711 67	6,670 26
Convicts discharged		3,393 23		3,393 23
Convicts earnings		295 88		295 88
Convicts escaped		104 60		104 60
Discount				
Drug and medical dep't.	355 05	523 23		878 28
Exchange		25 93		25 93
Engines and boilers	12,209 56	933 95		13,193 51
Freight and express (not classified)		15 45		15 45
Fire apparatus	704 02			704 02
Fuel	1,967 50	7,111 57		9,079 07
Gas and other lights	1,005 81	1,165 56		2,171 37
House furnishing	10,839 92	4,405 93		15,245 85
Indebtedness previous year		308 57		308 57
Laundry	1,246 07	443 08		1,689 15
Machinery and tools	856 24	110 85		967 09
Means of instruction	2,295 65	168 51		2,464 16
Miscellaneous	428 90	466 91	15 50	911 31
Officers' expenses		104 79		104 79
Printing, postage, sta- tionery and telegraph.	158 82	346 67		505 49
Real estate, including buildings, etc.	387,242 05		6,600 00	393,842 05
Repairs and renewals	581 58	2,929 48		3,511 06
Scraps			68 16	68 16
Subsistence	1,556 62	31,061 69	1,836 85	34,455 16
Tobacco	146 70	817 06		963 76
United States			1,214 00	1,214 00
Wages and salaries		25,040 19		25,040 19
Steam heating		749 19		749 19
Stone quarry		29 65		29 65
Total	\$431,632 21	\$86,150 01	\$10,506 18	\$528,288 40
Discounts		122 03		
		\$86,027 98		452,214 94
Net expenses				\$76,073 46

Add amount assigned to this institution and set apart by the Secretary of

Current Expenses.

CURRENT EXPENSES

fiscal year ending September 30, 1894.

Inventory September 30, 1894.	Cash re- ceived on this account.	Transferred from this account	Total.	Gained.	Expended.
\$607 00	\$373 14		\$980 14	\$607 00	
174 60			174 60		\$2 77
9,886 20	1,669 50	\$1,836 85	13,392 55	4,255 89	
1,129 61	20 04		1,149 65		5,520 61
					3,393 23
					295 88
					104 60
		122 03	122 03	122 03	
459 77			459 77		418 51
12,323 99	5 28		12,329 27		25 93
					864 24
					15 45
704 02			704 02		
1,886 00	5 00	11 00	1,902 00		7,177 07
1,025 65	120 55		1,146 20		1,025 17
14,468 08	1 50		14,469 58		776 27
					308 57
1,206 80			1,206 80		482 35
863 69			863 69		103 40
2,432 90			2,432 90		31 26
698 04	171 80		869 84		41 47
					104 79
156 02			156 02		349 47
393,842 05			393,842 05		
1,323 45	1 40	119 96	1,444 81		2,066 25
	68 16		68 16		
943 52	88 90	1,274 00	2,308 42		32,148 74
201 60			201 60		762 16
	1,214 00		1,214 00		
					25,040 19
749 19			749 19		
29 65			29 65		
\$445,111 83	\$3,739 27	\$3,363 84	\$452,214 94	\$4,984 92	\$81,058 38
					4,984 92
					\$76,073 46
State for salaries and expenses of the Board of Control.....					2,921 78
					<u>\$78,995 24</u>

The State Prison.

STATEMENT OF SPECIAL APPROPRIATION FUNDS.

Classified items.	Appropriations, 1893.	Set apart as per ch. 437, Jaws 1887.	Transfers cash and dis- counts.	Current expense fund to balance.	Expend'd during biennial period.	Trans- fers.	Balance available Sept. 30, 1894.
Warden's residence	\$5,000 00				\$3,943 13		\$1,056 87
Additional cell room and repairs to main building	10,000 00				9,189 92		810 08
Kitchen and hos- pital	5,000 00			\$56 73	4,993 93	\$62 80	
Tailor and knitting shops		\$10,000 00	\$5,314 80		11,076 97	4,237 83	874 07
Tailor shop			874 07				842 84
Knitting shop			842 84				
Totals	\$20,000 00	\$10,000 00	\$7,031 71	\$56 73	\$29,203 95	\$4,300 63	\$3,583 86


STATEMENT OF MONEYS RECEIVED AT THE INSTITUTION.

Classification.	Year end- ing Sept. 30, 1893.	Year end- ing Sept 30, 1894.
Accounts receivable	\$1,353 42	\$373 14
Barn, farm and garden	2,452 00	1,669 50
Convict labor	60,301 13	51,020 87
Clothing		20 04
Engines and boilers		5 28
Fuel	122 54	5 00
Gas and other lights	116 85	120 55
House furnishing	1 50	1 50
Miscellaneous	87 75	171 80
Printing, postage, stationery and telegraph	29	
Repairs and renewals	1 50	1 40
Subsistence	128 76	88 90
Scraps	84 17	68 16
United States	849 14	1,214 00
Warden's residence	11 40	
Tailor shop		2,651 51
Knitting shop		782 20
Kitchen and hospital		9 34
Totals	\$65,510 45	\$58,153 19

Farm and Garden Products.

PRODUCTS FROM FARM AND GARDEN.

ARTICLES.	YEAR ENDING SEPTEMBER 30, 1893.		YEAR ENDING SEPTEMBER 30, 1894.	
	Quantity.	Value.	Quantity.	Value.
Beans.....	44 bus.	\$33 50	9 bus.	\$9 00
Beets.....	330 bus.	91 25	228 bus.	57 00
Corn.....	3,831 bus.	1,087 75	4,200 bus.	1,260 00
Corn stalks.....		150 00		150 00
Cucumbers.....	127 bus.	63 50	18 bus.	18 00
Carrots.....	603 bus.	150 75	350 bus.	87 50
Cabbage.....	7,577 heads	378 85	5,840 heads	408 80
Hay, marsh.....	20 tons	100 00	20 tons	100 00
Hay, timothy.....	30 tons	300 00	30 tons	300 00
Lettuce.....	20 bask.	10 00	6 bask.	6 00
Mangle Beets.....	20 tons	70 00		
Onions.....	205 bus.	165 00	76 bus.	45 60
Oats.....	800 bus.	240 00	950 bus.	285 00
Peas.....	21 bus.	21 00	15 bus.	15 00
Potatoes.....	4,029 bus.	2,293 50	2,700 bus.	1,755 00
Radishes.....	13 bus.	8 00	6 bus.	6 00
Rutabagas.....	1,000 bus.	250 00	4,000 bus.	1,000 00
Squash.....	200	20 00		
Turnips.....	1,042 bus.	120 50	40 bus.	48 25
Tomatoes.....	64 bus.	32 00	40 bus.	20 00
		\$5,585 60		\$5,571 15



State Public School.

FOURTH BIENNIAL REPORT
OF THE
STATE PUBLIC SCHOOL

FOR THE

Two Fiscal Years Ending September 30, 1894.

OFFICERS.

FRANK L. SANBORN,	- - - - -	SUPERINTENDENT AND STEWARD.
A. F. GRUENHAGEN,	- - - - -	STATE AGENT.
D. W. GARDNER,	- - - - -	CLERK.
M. C. CLARKE,	- - - - -	TREASURER.

MATRONS.

MRS. F. L. SANBORN (General),
MISS LUCY SULLIVAN,
MRS. W. S. JONES,

MISS NELLIE ROBINSON,
MRS. AGNES H. HEATH,
MISS ELIZABETH STOGDILL,

MISS MATILDA JOHNSON.

TEACHERS.

MISS MAUDE E. UTTER,
MISS ANNE G. MONAHAN,
MISS NELLIE HANKIN,

MISS NELLIE JONES,
MISS EDNA JONES,
MISS FLORENCE PARRY.

SUPERINTENDENT'S REPORT.

To the State Board of Control:

Gentlemen:—I herewith present you the fourth biennial report of the Wisconsin state public school, for dependent and neglected children. Number in school at present 266. Number received since September 30, 1892, 377. Total number received since the school opened October 1, 1886, 1228.

HOME LIFE.

Each cottage is in charge of a matron under whose care are the children, when not in school. She takes the place of a mother as far as possible, looking after their wants, and in every way endeavoring to make their life here as pleasant and homelike as may be.

In the evening the younger ones retire early, the older ones being allowed to amuse themselves in reading, playing games of different kinds, conducting themselves much as they would in a home, and in many cases experiencing more real enjoyment than they have known for years. They are provided with an abundance of plain well cooked food, and are taught to be cleanly and orderly in their habits. The older ones work on the farm, and about the cottages during certain hours, and habits of neatness and industry are encouraged.

HEALTH.

During the past two years we have had but very little sickness, have had no contagious diseases more serious than mumps and chicken pox. During the winter of 1894, two boys in the school died, one with spinal meningitis, the other with cerebro meningitis. Two children have died in homes, one

State Public School.

was accidentally scalded, the other one died from chronic heart trouble. The general health has been good. Our location is conducive to health, the soil being light and sandy and the drainage good, all sanitary measures which are conducive to health being enforced. These conditions in connection with the artesian water used here, tend to make the children healthy and hearty.

EDUCATIONAL WORK.

Our teachers are efficient, faithful and conscientious in their work. Many of the children who come to us have never been blessed with educational advantages up to that time, consequently are obliged to begin at the very foundation. Some of them are very dull and require a great deal of patience and tact on the part of the teacher to arouse in them an interest in their work, while others are very bright and interesting, and quite well advanced in their studies. The work is discouraging for the teachers from the fact that the bright and attractive ones in whom they are most interested are the first to go out into homes, and perhaps in their places will come those who are dull and uninteresting, with whom they must spend weeks before they will exhibit any interest in their work, or show signs of advancement in their studies.

PLACING IN HOMES.

This is a very important part of the work, and one in which good judgment and great care must be exercised, or the results will be unsatisfactory. A. F. Greunhagen, the state agent, has been very successful in this work, and has proven to be the right man in the right place. We now have so many children in homes that we will soon require another agent, as one will not be able to do the work that will be required. Eighty per cent. of the children that have been placed in homes during the past two years still remain out. In some cases we

Superintendent's Report.

are obliged to transfer children several times before we find a home into which they fit satisfactorily.

Many of the children received are not in condition to be placed in homes until they have spent several months in the school and become fitted by proper training and associations to be received into families. Whenever an application is received for a child, the home of the applicant is visited, and if found satisfactory, a child is selected and placed in the home on indenture, after which the agent visits the child from time to time, and removes it at any time should he find that it was not being properly treated and cared for. We experience some trouble with parties who induce the larger boys who are in homes on indenture, to leave the parties to whom they are indentured, when they become large enough to be of service to them, and go and live with them, by promising to pay them wages for their services.

This works an injustice to the parties who have provided for the boys during the years that they were not large enough to be of any service with the expectation that the boys would remain with them when they were old enough to be of use. I think there should be a statute enacted by our next legislature that would reach such parties, as this practice tends to make people hesitate about taking children on indenture from this school.

COUNTY OFFICIALS.

Among the officials of some of the counties of the state there seems to be a lack of accurate information relative to the work of this institution. I find that in many cases parents have allowed their children to be committed to this school with the understanding that they would be educated and returned to them at any time they might wish for their return. If parents were instructed by the court as to the conditions under which children are committed to this school, at the time they were committed, it would be much more satisfactory to all parties concerned.

State Public School.

OUR NEEDS.

Allow me to again call your attention to the fact that we are greatly in need of a steam plant large enough to heat all our buildings. There is a risk of fire from the furnaces in the cottages during the winter while they are being heavily fired, whereas if they were heated from a central plant, this risk of fire would be overcome, besides a saving of at least one-third in the cost of fuel, as heated at present, which alone would pay the interest on the money invested in a new plant. We also need an electric light plant for lighting our buildings, which in connection with a steam heating plant would reduce our risk from fire to a minimum, which is imperative in an institution like this, where a fire might cost a fearful loss of life. Our hospital is too small and not adapted to the purpose at all; this building should be removed to the east about forty rods and fitted up for contagious diseases only, and a much larger and conveniently arranged hospital be erected in its place.

ACKNOWLEDGMENTS.

We wish to thank the clergymen of Sparta who have so kindly assisted in our Sunday school work during the past two years. Also the employes of the institution who have loyally aided us in our efforts, and faithfully and conscientiously performed the duties assigned to them. And to you, gentlemen of the Board, we are under renewed obligations for your cordial support and kindly assistance under all circumstances.

Respectfully,

FRANK L. SANBORN,

Superintendent.

Sparta, September 30, 1894.

Statistical Tables.

STATISTICS.

TABLE NO. 1.

Number of children received and number dropped from the rolls during the period from Nov. 27, 1886, when the first children were received, until Sept. 30, 1894; together with present disposition of all now wards of the state.

	1893.				1894.			
	Boys.	Girls.	Total.	Total.	Boys.	Girls.	Total.	Total.
Total number received since beginning	643	363	1006	784	444	1228
Of whom there has been:								
Adopted	6	17	23	10	29	39
Married	3	3	5	5
Died	7	5	12	10	5	15
Returned to counties	25	33	58	33	43	81
Returned to homes	3	3	3	3
Hospital for insane	1	1	1	1
Transferred to industrial schools	23	3	26	28	3	31
Escaped and not recaptured	23	1	24	28	3	31
Total	88	62	150	118	88	206
Leaving as wards of the school and under charge of the board Sept. 30	555	301	856	666	356	1022
Of these there are:								
In families on indenture	236	131	367	389	228	617
In families on trial	150	119	269	69	57	126
On vacation and expired indentures	3	3	6	4	6	10
In school for blind	1	1	1	1
County house and hospital	2	2
Remaining in the institution Sept. 30	165	48	213	203	63	266
Total wards of the schools	555	301	856	666	356	1022

State Public School.

TABLE NO. 2.
Movement of population.

	1893.	1894.
No. remaining in the school Oct. 1st, 1892 and 1893.....	210	213
No. returned from homes.....	103	113
No. admitted during the year.....	155	222
Total.....	468	548
No. placed in homes on trial during the year.....	219	38
No. placed in homes on indenture.....		221
No. returned to counties from the institution.....	27	17
No. escaped from the institution.....	6	3
No. died in the institution.....		2
No. trans. to industrial school from the institution.....	3	
No. hospital for treatment.....		1
No. remaining in the institution Sept. 30, 1893 and 1894....	213	266
Total.....	468	548
Average in the school for the year.....	207	233

TABLE NO. 3.
Ages of children admitted.

	1893.			1894.		
	Boys.	Girls.	Total.	Boys.	Girls.	Total
Between 3 and 4 years.....	10	6	16	16	8	24
Between 4 and 5 years.....	8	2	10	4	5	9
Between 5 and 6 years.....	11	4	15	19	7	26
Between 6 and 7 years.....	15	3	18	12	9	21
Between 7 and 8 years.....	13	3	16	8	11	19
Between 8 and 9 years.....	14	10	24	18	5	23
Between 9 and 10 years.....	11	3	14	21	5	26
Between 10 and 11 years.....	8	2	10	17	8	25
Between 11 and 12 years.....	9	3	12	9	9	18
Between 12 and 13 years.....	10	2	12	12	5	17
Between 13 and 14 years.....	6	2	8	5	9	14
Totals.....	115	40	155	141	81	222

Statistical Tables.

TABLE NO. 4.

Parentage of children admitted.

	1893.	1894.	Total
Orphans	3	18	21
Having father living	47	73	120
Having mother living	41	29	70
Having both parents living	64	102	166
Total	155	222	377
Number whose parents are separated	7	21	28
Number abandoned by father	81	112	193
Number abandoned by mother	38	50	88
Number whose father was convicted of crime	10	24	34
Number whose mother was convicted of crime	4	16	20
Number whose father was intemperate	58	57	115
Number whose mother was intemperate	8	12	20
Number whose father is or was insane	7	7
Number whose mother is or was insane	7	6	13
Number who came from poorhouse	13	14	27

State Public School.

TABLE NO. 5.

Nativity of parents of children committed in 1893 and 1894, and from the beginning.

	Up to 1893.	1893.		1894.	Total.
		Boys.	Girls		
American	487	61	93		641
Bohemian	12	8		20
Belgian	1	2		3
Danish	3	1		4
Dutch	7		7
English	20	6		26
French	24	2	6		32
German	183	31	40		254
Irish	13	7	1		21
Italian	1		1
Negro	7	3	3		13
Norwegian	47	9	6		62
Poles	5	1	4		10
Scotch	7		7
Swiss	1	1		2
Swede	2	9		11
Welsh	7		7
Unknown not given	19	29	53		101
Half breeds	6		6
Total	851	155	222		1,228

Statistical Tables

TABLE NO. 6.

Number received from each county.

	1893.			1894.		
	Boys.	Girls.	Total.	Boys.	Girls.	Total.
Ashland.....	1		1	1		1
Barron.....		1	1			
Bayfield.....		1	1			
Chippewa.....	2		2	5	3	8
Calumet.....				1		1
Clark.....	1		1	1	1	2
Columbia.....				2		2
Crawford.....	2	5	7	1		1
Dane.....	1	3	4	1	1	2
Door.....	2	2	4			
Dunn.....					1	1
Douglas.....	2	4	6	2	1	3
Dodge.....	3		3	1		1
Eau Claire.....	1		1	6	3	9
Fond du lac.....					1	1
Forest.....	1		1	1		1
Grant.....	2		2	5	1	6
Green.....	3		3	2	1	3
Iowa.....	2		2		3	3
Iron.....					2	2
Jackson.....				1	5	6
Jefferson.....	1		1			
Juneau.....	3	2	5	3	2	5
Kewaunee.....	4	2	6	2		2
La Crosse.....	9	3	12	15	6	21
Lincoln.....				3	9	12
Marathon.....				1		1
Milwaukee.....	32	5	37	28	16	44
Monroe.....	7	1	8	9	2	11
Marinette.....	2	1	3	1	2	3
Outagamie.....	5	1	6	5	2	7
Pierce.....				2	2	4
Pepin.....				2	1	3
Price.....				3	1	4
Richland.....	8	4	12	4	1	5
Rock.....	3		3	3	2	5
Sauk.....	5		5			
Shawano.....	1		1	2		2
Sheboygan.....				1		1
St. Croix.....	1	2	3	4	2	6
Taylor.....	2		2			
Vernon.....				6	4	10
Walworth.....	6	1	7	3		3
Washington.....					1	1
Waupaca.....	1		1			
Winnebago.....	2	2	4	2	1	3
Wood.....				2		2
Waukesha.....				4	2	6
Washburn.....				5	2	7
Waushara.....				1		1
	115	40	155	141	81	222

State Public School.

TABLE No. 7.

Average number of children in school by months and years.

	1893.			1894.		
	Boys.	Girls.	Total.	Boys.	Girls.	Total.
October.....	150	60	210	170	50	220
November.....	153	49	202	177	52	229
December.....	154	48	202	179	47	226
January.....	159	51	210	181	49	230
February.....	165	50	215	188	53	241
March.....	160	47	207	182	51	233
April.....	160	45	205	167	52	219
May.....	151	45	196	163	50	213
June.....	158	47	205	167	55	222
July.....	164	45	209	181	60	241
August.....	164	48	212	194	64	258
September.....	162	47	209	201	65	266
Average for the year.....	158	49	207	179	54	233

TABLE NO .8.

Number received, indentured and placed in homes each month.

	1893.						1894.						1893.			1894.					
	Received.			Indentured.			Received.			Indentured.			Placed on trial.			Placed on trial.			Placed on indenture.		
	Boys.	Girls.	Total.	Boys.	Girls.	Total.	Boys.	Girls.	Total.	Boys.	Girls.	Total.	Boys.	Girls.	Total.	Boys.	Girls.	Total.	Boys.	Girls.	Total.
October	14	7	21	2	...	2	14	6	20	10	3	13	9	21	30	11	7	18
November	4	2	6	11	7	18	9	4	13	2	2	4	5	8	13	7	7	14
December	9	6	15	1	2	3	8	...	8	5	1	6	11	9	20	3	3	6	3	7	10
January	12	3	15	4	2	6	19	17	36	3	4	7	9	8	17	13	7	20
February	12	5	17	5	6	11	10	5	15	5	2	7	14	8	22	10	11	21
March	11	2	13	11	12	23	9	3	12	14	4	18	10	3	13	29	11	40
April	3	...	3	5	2	7	8	8	16	10	9	19	13	8	21	17	11	28
May	13	4	17	25	7	32	13	6	19	5	5	10	19	3	22	13	11	24
June	8	1	9	19	15	34	8	9	17	3	...	3	10	10	20	10	9	19
July	15	4	19	13	4	17	15	6	21	5	7	12	4	4	8
August	5	3	8	16	2	18	10	5	15	2	...	2	8	4	12	9	9	18
September	9	3	12	3	3	6	18	12	30	9	8	17	18	15	33
Total	115	40	155	115	62	177	141	81	222	59	30	89	122	97	219	21	17	38	126	95	221

Statistical Tables.

State Public School.

TABLE NO. 9.

Ages of children now in the institutions.

	Boys.	Girls.	Total.
Number between the ages of 3 and 4.....	10	1	11
Number between the ages of 4 and 5.....	10	10
Number between the ages of 5 and 6.. .. .	7	7
Number between the ages of 6 and 7....	27	2	29
Number between the ages of 7 and 8.....	33	3	36
Number between the ages of 8 and 9.....	26	10	36
Number between the ages of 9 and 10	10	8	18
Number between the ages of 10 and 11.....	17	10	27
Number between the ages of 11 and 12.....	13	11	24
Number between the ages of 12 and 13.....	13	3	16
Number between the ages of 13 and 14.....	9	2	11
Number between the ages of 14 and 15.....	10	12	22
Number between the ages of 15 and 16.....	11	3	14
Number between the ages of 16 and 17....	2	2	4
Number between the ages of 17 and 18.....	1	1
Totals September 30, 1894.....	199	67	266

TABLE NO. 10.

Present grading of school.

No. in kindergarten.....	32
No. reading chart	38
No. reading in primer	12
No. reading in first reader.....	45
No. reading in second reader.....	57
No. reading in third reader.....	26
No. reading in fourth reader.....	19
No. in introductory geography	67
No. in grammar school geography	17
No. in physiology.....	17
No. in grammar proper	36
No. working in numbers	71
No. working in arithmetic... ..	84

Current Expense Fund.

STATEMENT OF CURRENT EXPENSE FUND — 1893.

1892.			
Oct. 1.	Balance		\$16,495 81
1893.			
April 15.	Appropriation chapter 152, laws 1893		109,000 00
Sept. 30.	From steward for sundries		809 85
1893.			
July 19.	Transferred for expenses of Board of Control.	\$2,068 02	
Sept. 30.	Paid on account of current expenses this year	40,906 43	
Sept. 30.	Balance appropriation in state treasury	\$82,711 03	
Sept. 30.	Bal. in hands of treasurer of institution	192 79	
Sept. 30.	Bal. in hands of steward ..	427 39	
		\$83,331 21	
		\$126,305 66	\$126,305 66

STATEMENT OF CURRENT EXPENSE FUND — 1894.

1893.			
Oct. 1.	Balance		\$83,331 21
1894.			
Sept. 30.	From steward for sundries this year		645 69
1894.			
July 9.	Transferred for expenses of Board of Control	\$2,068 02	
Sept. 30.	Paid on account of current expenses this year	39 591 72	
Sept. 30.	Bal. app'n in state treas. \$43,104 89		
Sept. 30.	Bal. in hands of steward 335 46		
		\$43,440 35	
Sept. 30.	Less overdraft on treasurer of institution 1,123 19	42,317 16	
		\$83,976 90	\$83,976 90
1894.			
Oct. 1.	Balance		\$42,317 16

State Public School.

STATEMENT OF

At the State Public School for the

CLASSIFIED ITEMS.	Inventory September 30, 1892.	Purchased during the year.	Trans- ferred to this ac- count	Total.
Amusements and means of instruction.....	\$1,293 49	\$376 65		\$1,670 14
Agents' expenses.....		2,076 73		2,076 73
Barn, farm and garden.	5,468 89	1,783 44	\$75 00	7,327 33
Children's transportation		377 01		377 01
Clothing.....	1,358 69	3,741 50		5,100 19
Discount.....				
Drug and medical depart- ment.....	15 18	696 78		711 96
Exchange.....		40		40
Engine and boilers.....	2,019 18	162 24		2,181 42
Elopers.....		46 51		46 51
Freight and express (not classified).....		4 70		4 70
Fire apparatus.....	1,819 97	357 05	125 00	2,302 02
Fuel.....	2,450 13	4,626 55		7,076 68
Furniture.....	4,538 33	7 30	270 39	4,816 02
Gas and other lights....	921 35	638 04		1,559 39
House furnishing.....	7,507 81	1,053 55	787 89	9,349 25
Laundry.....	999 73	193 40	7 20	1,200 33
Library.....	7 00			7 00
Machinery and tools....	280 05	12 92		292 97
Miscellaneous.....	56 06	278 55		334 61
Officers' expenses.....		146 23		146 23
Printing, postage, sta- tionery and telegraph.	114 39	207 23		321 62
Real estate, including buildings, etc.....	113,735 40		716 56	114,451 96
Repairs and renewals....	79 11	1,695 19		1,774 30
Subsistence.....	256 64	8,057 04	2,441 17	10,754 85
Wages and salaries.....		13,767 05		13,767 05
Coal shed.....		182 81		182 81
Fire loss.....	5,193 17	896 23		6,089 40
Silo.....		480 75		480 75
Total.....	\$148,114 57	\$41,865 85	\$4,423 21	\$194,403 63
Discount, etc.....		63 19		
		\$41,802 66		155,852 86
Net expenses.....				\$38,550 77

Add amount assigned to this institution and set apart by the Secretary of

Current Expenses

CURRENT EXPENSES

fiscal year ending September 30, 1893.

Inventory September 30, 1893.	Cash re- ceived on this account.	Transferred from this account.	Total.	Gained.	Expended.
\$1,278 53	\$ 40	\$1,278 93	\$391 21
.....	25 88	25 88	2,051 35
5,336 11	639 16	\$2,448 37	8,423 64	\$1,096 31
.....	377 01
1,148 62	21 16	2 50	1,172 28	3,927 91
.....	60 27	60 27	60 27
40 42	40 42	671 54
2,010 32	2 50	2,012 82	40
.....	168 60
.....	46 51
.....	4 70
2,199 89	53 00	2,252 89	49 13
2,504 99	9 78	2,514 77	4,561 91
4,816 02	4,816 02
940 60	67 65	1,008 25	551 14
8,695 52	3 00	8,698 52	650 73
994 92	994 92	205 41
7 00	7 00
288 76	288 76	4 21
56 06	14 00	70 06	264 55
.....	146 23
135 50	42	135 92	185 70
114,326 96	125 00	114,451 96
195 65	5 21	10 00	210 86	1,563 44
539 62	5 90	75 00	620 52	10,134 33
.....	15 71	15 71	13,751 34
.....	182 81	182 81
.....	21 60	6,067 80	6,089 40
.....	480 75	480 75
\$145,515 49	\$331 45	\$9,505 92	\$155,852 86	\$1,156 58	\$39,707 35
.....
.....	1,156 58
.....	\$38,550 77

State for salaries and expenses of the Board of Control.....

2,068 02

\$40,618 79

State Public School.

STATEMENT OF

At the State Public School for the

CLASSIFIED ITEMS.	Inventory September 30, 1893.	Purchased during the year.	Trans- ferred to this account.	Total.
Amusements and means of instruction.....	\$1,278 53	\$385 97		\$1,664 50
Agents' expenses.....		2,088 65		2,088 65
Barn, farm and garden.	5,336 11	1,795 79		7,131 90
Children's transporta- tion.....		490 53		490 53
Clothing.....	1,148 62	4,025 30		5,173 92
Discount.....				
Drug and medical de- partment	40 42	575 58		616 00
Exchange.....		33		33
Engine and boilers.....	2,010 32	130 57		2,140 89
Elopers		79 15		79 15
Freight and express (not classified).....		4 50		4 50
Fire apparatus.....	2,199 89	85		2,200 74
Fuel	2,504 99	4,736 80		7,241 79
Furniture.....	4,816 02	56 00		4,872 02
Gas and other lights....	940 60	637 28		1,577 88
House furnishing	8,695 52	1,106 01		9,801 53
Laundry.....	994 92	143 59	12 80	1,151 31
Library.....	7 00	7 85		14 85
Machinery and tools....	288 76	25 06		313 82
Miscellaneous	56 06	281 98		338 04
Officers' expenses		167 60		167 60
Printing, postage, sta- tionery and telegraph.	135 50	387 07		522 57
Real estate, including buildings, etc.....	114,326 96		110 00	114,436 96
Repairs and renewals...	195 65	649 99		845 64
Scraps.....			8 90	8 90
Subsistence.....	539 62	7,512 51	2,227 16	10,279 29
Wages and salaries.....		14,341 59		14,341 59
Total.....	\$145,515 49	\$39,630 55	\$2,358 86	\$187,504 90
Discount.....		38 83		
		\$39,591 72		148,200 54
Net expenses.....				\$39,304 36

Add amount assigned to this institution and set apart by the Secretary of

Current Expenses,

CURRENT EXPENSES

fiscal year ending September 30, 1894.

Inventory September 30, 1894.	Cash re- ceived on this account.	Transferred from this account.	Total.	Gained.	Expended.
\$1,480 39	\$0 10	\$1,480 49	\$184 01
4,682 22	544 88	\$2,349 96	7,577 06	\$445 16	2,088 65
1,061 36	9 88	1,071 24	490 53
.....	38 83	38 83	38 83	4,102 68
22 41	22 41	593 59
2,048 00	2,048 00	33
.....	92 89
.....	79 15
2,194 14	2,194 14	4 50
2,623 62	2,623 62	6 60
4,842 72	4,842 72	4,618 17
968 70	49 40	1,018 10	29 30
8,798 05	10	8,798 15	559 78
990 57	990 57	1,003 38
14 50	14 50	160 74
299 27	299 27	35
56 06	56 06	14 55
.....	281 98
.....	167 60
184 77	184 77	337 80
114,436 96	114,436 96
127 26	2 83	8 90	138 99	706 65
.....	8 90	8 90
326 16	4 43	330 59	9,948 70
.....	25 17	25 17	14,316 42
\$145,157 16	\$645 69	\$2,397 69	\$148,200 54	\$483 99	\$39,788 35
.....
.....	483 99
.....	\$39,304 36
State for salaries and expenses of the Board of Control.....	2,068 02
.....	\$41,372 38

State Public School.

STATEMENT OF SPECIAL APPROPRIATION FUND.

Classified Items.	Appropriation, 1893.	Expended during biennial period.	Balance September 30, 1894.
Payment of liabilities on account of fire loss.....	\$6,503 13	\$ 6,067 80	\$435 33


STATEMENT OF MONEYS RECEIVED AT THE INSTITUTION.

Classification.	Year ending Sept. 30, 1893.	Year ending Sept. 30, 1894.
Agents' expenses.....	\$25 38
Amusements and means of instructions.....	40	\$ 10
Barn, farm and garden.....	639 16	544 88
Clothing.....	21 16	9 88
Engine and boilers.....	2 50
Fuel.....	9 78
Gas and other lights.....	67 65	49 40
House furnishing.....	3 00	10
Miscellaneous.....	14 00
Repairs and renewals.....	5 21	2 83
Scraps.....	8 90
Subsistence.....	5 90	4 43
Wages and salaries.....	15 71	25 17
Fire loss.....	21 60
Total.....	\$831 45	\$645 69


Farm and Garden Products.

FARM AND GARDEN PRODUCTS.

ARTICLES.	FOR THE YEAR ENDING SEPT. 30, 1893.		FOR THE YEAR ENDING SEPT. 30, 1894.	
	Quantity.	Value.	Quantity.	Value.
Beets....	bus. 41 $\frac{1}{2}$	\$31 13	bus. 25 $\frac{1}{4}$	\$6 32
Beets.....	dz. 134	17 75	dz. 6	48
Beet greens.....	bus. or pns 6	1 50	bus. or pns 3	75
Beans, string.	bus. 15	8 13		
Beans.....			bus. 10	20 00
Blackberries.....	qts. 421	52 63		
Beef.....	lbs. 2,053	100 42	lbs. 3,567	199 54
Cabbage.....	hds. 364	17 73	hds. 471	20 21
Celery.....	bun. 46	2 30		
Carrots.....	bus. 49 $\frac{1}{4}$	36 76	bus. 22	8 80
Carrots.....	dz. 9	45		
Cucumbers.....	dz. 630	33 72	dz. 867	27 76
Corn, sweet, ear..	dz. 283 $\frac{1}{2}$	13 68		
Currants.....	bus. 30	75 00	bus. 53	89 00
Lettuce.....	pns. or bu 47	10 50	pns or bus. 2	50
Milk.....	lbs. 130,936	1,309 36	lbs. 132,874	1,328 74
Onions.....	bus. 54	28 33	bus. 31	16 90
Onions.....	dz. 689	33 71	dz. 284	14 20
Peas.....	bus. 18	7 50	bus. 8	8 00
Pork.....	lbs. 203	10 15	lbs. 515	30 90
Pumpkins.....	no. 10	1 00		
Potatoes.....	bus. 587	365 71	bus. 573	306 50
Rutabagas.....	bus. 73 $\frac{3}{4}$	18 45	bus. 15	3 76
Radish.....	dz. 180 $\frac{1}{2}$	18 02	dz. 8	64
Rhubarb.....	bchs. 7	70		
Raspberries.....	qts. 590	73 75		
Squash.....	no. 108	10 55	no. 104	5 26
Strawberries.....	qts. 396	47 52	qts. 432	43 20
Tomatoes.....	bus. 130	64 00	bus. 5	3 75
Tomatoes.....	dz. 124 $\frac{1}{2}$	14 94	dz. 1	10
Tallow.....	lbs. 165	7 50	lbs. 240	12 80
Veal.....	lbs. 680	35 08	lbs. 1,599 $\frac{1}{2}$	91 85
		\$2,447 97		\$2,239 96







Rock County Asylum for Insane—1894.

STATISTICS.

County Asylums, Poor Houses, Jails, etc.

STATISTICS--OFFICERS OF COUNTY ASYLUMS FOR CHRONIC INSANE.

COUNTIES.	Postoffice of asylum.	Superintendents.	Visiting physician.	Trustees.	Postoffice of trustees.
Brown.	Green Bay	John Cryan	W. H. Bartran, Ft. Howard	J. Tiernan	Ft. Howard.
				J. J. Rasmussen	Ft. Howard.
				Adam Spuhler	Green Bay.
Columbia.	Wyocena.	B. Miller	Jos. Chandler, Pardeeville.....	John Q. Adams	Columbus.
				John Graham	Portage.
				Alan Bogue	Arlington.
Dane.....	Vernona	L. P. Edwin.....	C. K. Jayne, Verona	C. E. Warner.....	Windsor.
				J. C. Chandler	Madison.
				Ole Grimstoedt	Perry.
Dodge.....	Juneau	Solomon Rudolf	W. E. Hallock, Juneau	John Herberg.....	Mayville.
				Fred Engel	Horicon.
				Solomon Rudolf	Juneau.
Dunn	Menominie	S. W. Jackson	E. B. Jackson, Jr., Menominie.....	J. H. Stout	Menominie.
				A. R. Hall	Knapp.
				W. H. Smith	Eau Galle.
Fond du Lac.....	Fond du Lac	Louis Manderscheid	S. S. Bowers, Fond du Lac.....	F. A. Bartlett	Fond du Lac.
				E. P. Hall	Lamartine.
				Michael Thielen	Ashford.
Grant	Lancaster.....	James Alderson	Dr. Cronin, Lancaster	A. F. Scott	Boscobel.
				J. McArthur	Platteville.
				Herman Grimm.....	Cassville.
Green	Monroe.....	R. C. Whitcomb	F. M. Confer, Monroe.....	J. C. Zimmerman	New Glarus.
				R. J. Day	Brodhead.
				J. C. Baker.....	Monroe.
Iowa	Dodgeville.....	E. J. Perkins.....	W. J. Pierce, Dodgeville	Ole Steensland.....	Blue Mounds.
				Joseph Bailey	Mineral Point.
				Samuel Swinehart.....	Avoca.
Jefferson.....	Jefferson	W. E. Voigt	W. W. Reed, Jefferson	Emil Stoppenbach.....	Jefferson.
				E. Kanken	Ft. Atkinson.
				P. C. Quintmeyer.....	Watertown.

Statistics.

La Crosse	West Salem	C. S. McKown	S. R. Wakefield, La Crosse	Frank B. Smith	West Salem
				W. W. Taylor	La Crosse.
				A. C. Hanson	Windsor.
Marathon	Wausau	H. C. Head	D. La Count, Wausau	Jacob Kolter	Wausau.
				Frank Fellows	Mosinee.
				J. A. Lemmer	Marathon City.
Manitowoc	Manitowoc	G. Mueller	F. Luhmann, Manitowoc	Henry Vitz	Manitowoc.
				A. Wagner	Mishicot.
				Louis Schmitz	Timothy.
Milwaukee	Wauwatosa	Dr. Clement, Venn		Henry Hase	Milwaukee.
				Chris Paulus	Milwaukee.
				Anton Grueiner	Milwaukee.
				E. P. Vias	Milwaukee.
				John F. Zummach	Milwaukee.
Outagamie	Appleton	G. R. Downer	J. R. Reilly	John Siegel	New London
				Geo. Kreiss	Appleton.
				John Wecke	Seymour.
Racine	Racine	James F. Malone	J. R. Simms, Racine	L. C. Klein	Racine.
				N. Lytle	Racine.
				Wm. Schenkenberg	waterford.
Rock	Janesville	Peter Aller	Frank Pember, Janesville	S. T. Merrill	Beloit.
				William Gunn	Janesville.
				William Zull	Johnstown.
Sauk	Reedsburg	Wm. Andrus	M. J. Skiff, Loganville	E. O. Holden	Baraboo.
				Chas. Keith	Reedsburg.
				Samuel Kleiner	Sauk City.
Sheboygan	Sheboygan	A. J. Whiffen	Almon Clark, Sheboygan	Carl Zillier	Sheboygan.
				Henry Walvoord	Cedar Grove.
				Henry Fisher	Plymouth.
Vernon	Viroqua	F. Wilkins	A. Corey, Viroqua	H. D. Williams	Viroqua.
				C. V. Wernick	Hillsborough.
				C. J. Skough	Westby.
Walworth	Elkhorn	J. P. Davis	W. H. Hurlburt, Elkhorn	Chas. Dunlap	Elkhorn.
				John P. Davis	Elkhorn.
				J. H. Cushing	Whitewater.
Winnebago	Winnebago	B. W. Eaton	W. A. Gordon, Oshkosh	L. M. Miller	Oshkosh.
				J. T. Orchard	Omro.
				J. J. Moore	Oshkosh.

County Asylums.

Statistics.

CENSUS OF INSANE UNDER PUBLIC CARE SEPTEMBER 30, 1893.

	In state hospital.	In northern hospital.	In Milwau- kee hospital.	In county asylums for chronic in- sane.	In poor houses.	In jails.	Total.	Population in 1890.	Ratio of insanity to population.
Adams	6			2	1		9	6,889	765
Ashland.. ..		20					20	12,717	635
Barron	12			12			24	15,416	642
Bayfield		8					8	7,390	924
Brown		33		84			117	39,164	248
Buffalo	13			20			33	15,997	485
Burnett	5			9			14	4,393	314
Calumet		10		19			29	16,639	573
Chippewa	1	24		35			60	25,143	419
Clark	7	2		14			23	17,708	769
Columbia	16			52			68	28,350	417
Crawford	9			26			35	15,987	456
Dane	61			110	2		173	59,578	344
Dodge	1	24		64			89	44,984	505
Door		11		10			21	15,682	747
Douglas		17		3			20	13,468	673
Dunn	10			47			57	22,664	397
Eau Claire	15	8		38			61	30,673	503
Florence		4					4	2,604	651
Fond du Lac		23		84			107	44,088	412
Forest								1,012	
Grant	27			66			93	36,651	394
Green	19			61			80	22,732	284
Green Lake		17		11			28	15,163	541
Iowa	9			49			58	22,117	381
Iron		1					1	7,391	7,391

CENSUS OF INSANE UNDER PUBLIC CARE SEPTEMBER 30, 1893—Continued.

	In state hospital.	In northern hospital	In milwau- kee hospi- tal.	In county asylums for chronic in- sane.	In poor houses.	In jails.	Totals.	Population in 1890.	Ratio of insanity to population.
Jackson.....	11	18	29	15,797	544
Jefferson.....	29	77	1	107	33,530	213
Juneau.....	20	31	51	17,121	341
Kenosha.....	6	27	33	15,581	472
Kewaunee.....	11	15	26	16,153	621
La Crosse.....	26	62	88	38,801	440
La Fayette....	20	34	54	20,265	375
Langlade.....	7	1	8	9,465	1,183
Lincoln.....	11	4	1	16	12,008	750
Manitowoc....	23	60	83	37,831	456
Marathon.....	21	20	41	30,369	740
Marinette.....	16	12	28	20,304	725
Marquette.....	1	9	11	21	9,676	372
Milwaukee.....	1	331	123	12	467	236,101	527
Monroe.....	22	15	37	23,211	629
Oconto.....	15	28	43	15,009	349
Oneida.....	4	4	3,575	894
Outagamie....	19	56	75	38,690	409
Ozaukee.....	14	15	29	14,943	515
Pepin.....	5	7	13	6,932	533
Pierce.....	19	7	1	26	20,385	784
Portage.....	22	8	30	24,798	826
Polk.....	16	22	38	12,968	341
Price.....	7	9	16	5,258	329
Racine.....	11	72	83	36,268	449

Insane Under Public Care.

Statistics.

CENSUS OF INSANE UNDER PUBLIC CARE SEPTEMBER 30, 1893—Continued.

Counties.	In state hospital.	In northern hospital.	In Milwaukee hospital.	In county asylums for chronic insane.	In poor houses.	In jails.	Total.	Population in 1890.	Ratio of insanity to population.
Richland.....	11	23	34	19,121	563
Rock.....	38	89	127	43,220	340
St. Croix.....	20	17	39	23,139	593
Sauk.....	11	64	2	75	30,575	407
Sawyer.....	6	6	1,977	329
Shawano.....	10	4	14	19,236	1,374
Sheboygan.....	27	90	117	42,489	363
Taylor.....	4	5	9	6,731	748
Trempealeau... ..	18	30	48	18,920	394
Vernon.. ..	17	42	1	60	25,111	418
Vilas.....	1,390
Walworth.....	15	66	81	27,860	344
Washburn.....	4	1	5	2,926	585
Washington.....	8	32	6	46	22,751	494
Waukesha.....	28	43	7	11	89	33,270	374
Waupaca.....	20	23	43	26,794	623
Waushara.....	8	4	12	13,507	1,125
Winnebago.....	52	61	113	50,097	443
Wood.....	16	1	2	19	18,127	954
State at large...	44	42	119	205
Total.....	535	643	331	2,294	23	24	3,820	1,686,880	442

CENSUS OF INSANE UNDER PUBLIC CARE SEPTEMBER 30, 1894.

Counties.	In state hospital.	In northern hospital.	In Milwaukee hospital.	In county asylum for chronic insane.	In poor house.	In jails.	Total.	Population.	Ratio of insanity to population.
Adams.....	7	3	10	6,889	689
Ashland.....	34	34	12,717	374
Barron.....	8	18	3	29	15,416	531
Bayfield..	7	4	11	7,390	672
Brown.....	30	86	116	39,164	338
Buffalo.....	7	21	28	15,997	571
Burnett.....	4	9	13	4,393	338
Calumet.....	9	22	31	16,639	539
Chippewa.....	1	29	38	68	25,143	369
Clark.....	9	20	29	17,708	611
Columbia.....	16	54	70	28,350	405
Crawford.....	14	29	43	15,987	372
Dane.....	61	112	173	59,578	344
Dodge.....	1	27	70	98	44,984	459
Door.....	6	14	20	15,682	784
Douglas.....	27	3	1	31	13,468	434
Dunn.....	15	46	61	22,664	372
Eau Claire.....	12	4	29	45	30,673	681
Florence.....	6	1	7	2,604	372
Fond du Lac.....	20	89	109	44,088	404
Forest.....	1,012
Grant.....	28	65	88	36,651	416
Green.....	12	63	75	22,732	303
Green Lake.....	16	10	26	15,163	583
Iowa.....	12	51	63	23,117	351
Iron.....	4	4	7,391	1848

Insane Under Public Care.

STATE BOARD OF CONTROL.

CENSUS OF INSANE UNDER PUBLIC CARE SEPTEMBER 30, 1894—Continued.

Counties.	In state hospital.	In northern hospital.	In Milwaukee hospital.	In county asylums for chronic insane.	In poor house.	In jails.	Total.	Population.	Ratio of insanity to population.
Jackson.....	13	21	34	15,797	464
Jefferson.....	30	75	105	33,530	319
Juneau.....	23	30	53	17,121	323
Kenosha.....	6	28	34	15,581	458
Kewaunee.....	7	19	26	13,153	621
La Crosse.....	16	63	79	38,801	491
La Fayette.....	11	39	50	20,265	405
Langlade.....	4	5	9	9,464	1,051
Lincoln.....	7	10	17	12,008	706
Manitowoc.....	13	63	76	37,831	498
Marathon.....	9	30	39	30,369	779
Marinette.....	15	19	34	20,304	597
Marquette.....	9	10	19	9,676	509
Milwaukee.....	1	1	380	124	506	236,101	466
Monroe.....	18	16	34	23,211	680
Oconto.....	13	30	43	15,009	349
Oneida.....	9	9	3,575	397
Outagamie.....	22	54	76	38,690	509
Ozaukee.....	15	16	31	14,943	482
Pepin.....	6	6	12	6,932	577
Pierce.....	20	13	33	20,385	618
Polk.....	8	28	1	37	24,798	670
Portage.....	18	20	38	12,968	341
Price.....	6	3	9	5,258	584
Racine.....	15	72	87	36,268	417

Statistics.

CENSUS OF INSANE UNDER PUBLIC CARE SEPTEMBER 30, 1894—Continued.

Counties.	In state hospital.	In northern hospital.	In milwaukee hospital.	In County asylums for chronic insane.	In poor house.	In jail.	Total.	Population.	Ratio of insanity to population.
Richland.....	12	26	38	19,121	505
Rock.....	27	107	134	43,220	322
St. Croix.....	23	19	42	23,139	551
Sauk.....	12	50	62	30,575	493
Sawyer.....	2	3	5	1,977	396
Shawano.....	9	9	18	19,236	1,068
Sheboygan.....	22	100	122	42,489	349
Taylor.....	5	5	10	6,731	673
Trempealeau.....	13	30	42	18,920	450
Vernon.....	19	42	61	25,111	411
Walworth.....	17	67	84	27,860	332
Washburn.....	2	1	3	2,926	975
Washington.....	14	28	6	48	22,751	474
Waukesha.....	32	41	7	80	33,270	416
Waupaca.....	16	36	52	26,794	490
Waushara.....	12	4	16	13,507	844
Winnebago.....	1	24	98	123	50,097	407
Wood.....	6	14	2	22	18,127	824
State at large...	34	39	118	191
Total.....	479	597	380	2,449	19	1	3,925	1,686,880	429


Insane Under Public Care.

STATE BOARD OF CONTROL.

STATISTICS OF COUNTY ASYLUMS FOR 1893—POPULATION.

COUNTIES.	No. at beginning of the year.			No. received during year.			Total for year.			No. discharged recovered			No. discharged improved.		
	Male.	Fem.	Total.	Male.	Fem.	Total.	Male.	Fem.	Total.	Male.	Fem.	Total.	Male.	Fem.	Total.
Brown	48	52	100	10	7	17	58	59	117	1	1	2
Columbia.....	44	54	98	8	8	16	52	62	114	2	1	3
Dane.....	58	45	103	15	6	21	73	51	124	1	1	2
Dodge.....	51	49	100	11	11	22	62	60	122	1	1
Dunn.....	42	48	90	29	21	50	71	69	140	2	1	3
Fond du Lac...	56	52	108	17	6	23	73	58	131	2	4	6	1
Grant.....	50	45	95	7	9	16	57	54	111	1	1
Green.....	51	60	111	9	5	14	60	65	125	3	3	1	1	2
Iowa.....	45	50	95	25	14	39	70	64	134	1	1	2	2
Jefferson.....	63	47	110	15	6	21	78	53	131	1	1
La Crosse.....	53	50	103	17	11	28	70	61	131	1	1	1	1
Manitowoc.....	62	40	102	17	13	30	79	53	132	2	4	6
Milwaukee.....	62	63	125	3	2	5	65	65	130	1	1
Outagamie ..	58	43	101	11	8	19	69	51	120	1	1
Racine.....	57	48	105	22	12	34	79	60	139	2	2	4	1	1
Rock.....	40	44	84	8	8	16	48	52	100	3	2	5
Sauk.....	26	31	57	5	6	11	31	37	68	1	1	2
Sheboygan.....	52	47	99	10	10	20	62	57	119	1	1
Vernon.....	62	42	104	7	10	17	69	52	121
Walworth.....	50	45	95	9	4	13	59	49	108	4	1	5
Winnebago.....	27	38	65	1	1	2	28	39	67	1	1	2
Total.....	1,057	993	2,050	256	178	434	1,313	1,171	2,484	6	10	16	22	20	42

Statistics.



Marathon County Asylum for Insane—1894.

STATISTICS OF COUNTY ASYLUMS FOR 1893—POPULATION.

21

COUNTIES.	Number dis- charged not improved.			No. escaped.			Number died during the year.			Total loss of population.			Number remaining Sept. 30, 1893.			Number ab- sent on leave Sept. 30, 1893.		
	M.	F.	T.	M.	F.	T.	M.	F.	T.	M.	F.	T.	M.	F.	T.	M.	F.	T.
Brown.....				1		1	3	3	6	5	4	9	53	55	108			
Columbia.....	1	1	2				2	4	6	5	6	11	47	56	103		1	3
Dane.....	4		4				3	2	5	8	3	11	65	48	113	11	4	15
Dodge.....							5	6	11	6	6	12	56	54	110			
Dunn.....	2	2	4				4		4	8	3	11	63	66	129	3	1	4
Fond du Lac.....	1		1	1		1	3	1	4	8	5	13	65	53	118	1		1
Grant.....		1	1					2	2		4	4	57	50	107			
Green.....		1	1				4	1	5	6	6	12	54	59	113	8	4	12
Iowa.....				1		1	8	1	9	9	4	13	61	60	121	8	4	12
Jefferson.....	1		1				2	5	7	5	5	10	73	48	121			
La Crosse.....				2		2	3	4	7	6	5	4	64	56	120			1
Manitowoc.....							13	6	19	15	10	25	64	43	107	3	5	8
Milwaukee.....	1		1				2	3	5	5	3	8	60	62	122	2		2
Outagamie.....	1	2	3				2	3	5	3	6	9	66	45	111	3	3	6
Racine.....				1		1	9	6	15	13	8	21	66	52	118	3	2	5
Rock.....		1	1				3	2	5	6	5	11	42	47	89			
Sauk.....	1		1				1		1	2	1	4	28	36	64	1	1	2
Sheboygan.....		1	1				2	7	9	2	9	11	60	48	108	2		2
Vernon.....		1	1				1	3	4	1	4	5	68	48	116	1		1
Walworth.....		2	2				3	2	5	7	5	12	52	44	96		1	1
Winnebago.....							2	1	3	3	2	5	25	37	62	1	1	2
Total.....	12	12	24	9		9	75	62	137	124	104	228	1189	1067	2256	49	28	77

County Asylums.

STATE BOARD OF CONTROL.

STATISTICS OF COUNTY ASYLUMS FOR 1894—POPULATION.

COUNTIES.	Number at begin- ning of year.			Number received during the year.			Total for year.			Number dis- charged recovered.			Number dis- charged improved.		
	Male.	Fem.	Total.	Male.	Fem.	Total.	Male.	Fem.	Total.	Male.	Fem.	Total.	Male.	Fem.	Total.
Brown.....	53	55	108	6	8	14	59	63	122	...	1	1	3	3	6
Columbia.....	48	55	103	3	6	9	51	61	112	1	1	2
Dane.....	65	48	113	3	4	7	68	52	120	3	3
Dodge.....	56	54	110	7	2	9	63	56	119	1	1	2	2
Dunn.....	63	66	129	13	8	21	76	74	150	2	1	3	1	1
Fond du Lac.....	65	53	118	10	3	13	75	56	131	2	2
Grant.....	57	50	107	13	7	20	70	57	127	1	1	4	1	5
Green.....	54	59	113	12	3	15	66	62	128	1	1	2
Iowa.....	61	60	121	7	2	9	68	62	130	2	2
Jefferson.....	73	48	121	2	2	4	75	50	125	2	2	4
La Crosse.....	64	56	120	10	6	16	74	62	136	2	1	3	2	3	5
Manitowoc.....	64	43	107	40	11	51	104	54	158	22	9	31
Marathon.....	71	51	122	71	51	122	2	2
Milwaukee.....	60	62	122	6	4	10	66	66	132	2	1	3
Outagamie.....	66	45	111	4	11	15	70	56	126	1	1	1	3	4
Racine.....	66	52	118	6	4	10	72	56	128	1	1
Rock.....	42	47	89	38	22	60	80	69	149	2	2
Sauk.....	28	36	64	1	2	3	29	38	67	1	2	3
Sheboygan.....	60	48	108	7	4	11	67	52	119
Vernon.....	68	48	116	5	4	9	73	52	125	1	1	1	3	4
Walworth.....	52	44	96	4	1	5	56	45	101	2	1	3
Winnebago.....	25	37	62	55	19	74	80	56	136
Total.....	1,190	1,066	2,256	323	184	507	1,513	1,250	2,763	8	10	18	48	30	78

Statistics.

STATISTICS OF COUNTY ASYLUMS FOR 1894—POPULATION—Continued.

COUNTIES.	No. disch'g'd not im- proved.			No. escaped.			No. died during year.			Total loss of population.			No. remaining in asylum Sept. 20, 1894.			No. absent on leave Sept. 30, 1894.		
	M.	F.	T.	M.	F.	T.	M.	F.	T.	M.	F.	T.	M.	F.	Total.	M.	F.	Total.
Brown							1	5	6	4	9	13	55	54	109	3	3	6
Columbia							4	5	9	4	5	9	47	56	103			
Dane							2	1	3	3	2	5	65	50	115	11	4	15
Dodge	1		1				2	2	4	6	3	9	57	53	110	3		3
Dunn	2	1	3	1		1	3	3	6	10	5	15	66	69	135			
Fond du Lac		1	1	1		1	2	3	5	3	7	10	72	49	121		1	1
Grant	5	8	13				3	2	5	9	10	19	61	47	108		1	1
Green				2		2	3	3	6	10	5	15	56	57	113	12	5	17
Iowa				1		1	8	6	14	9	8	17	59	54	113	8	6	14
Jefferson							3	2	5	3	4	7	72	46	118			
La Crosse							9	4	13	13	8	21	61	54	115	2	4	6
Manitowoc							6	4	10	28	13	41	76	41	117	7	11	18
Marathon				2		2		1	1	4	2	6	67	49	116	4	1	5
Milwaukee							4	3	7	6	3	9	60	63	123	2		2
Outagamie							6	3	9	8	6	14	62	50	112		3	3
Racine	1		1				5	3	8	7	3	10	65	53	118	3	2	5
Rock	1	1	2	5		5	6	6	12	14	7	21	66	62	128	5		5
Sauk					1	1	2	2	4	3	5	8	26	33	59	1	3	4
Sheboygan							1	1	2	1	1	2	66	51	117	3	1	4
Vernon	1		1				3	2	5	5	6	11	68	46	114	1	3	4
Walworth				2		2	1		1	5	1	6	51	44	95	2		2
Winnebago	1		1	1		1	1	1	2	3	1	4	77	55	132	1	1	2
Total	12	11	23	15	1	16	75	62	137	158	114	272	1,355	1136	2,491	68	49	117

County Asylums.

STATE BOARD OF CONTROL.

Statistics.

STATISTICS OF COUNTY ASYLUMS FOR 1893—OCCUPATION.

COUNTIES.	Number who work all day.			Number who work half a day or more.			Number who work a less amount.			Number who do not labor.			Number physically disabled.		
	M.	F.	T.	M.	F.	T.	M.	F.	T.	M.	F.	T.	M.	F.	T.
Brown.....	9	13	22	8	12	20	18	12	30	23	22	45	14	15	29
Columbia.....	29	25	54	10	14	24	4	2	6	8	11	19	8	11	19
Dane.....	50	30	80	12	7	19	4	9	13	7	5	12	4	3	7
Dodge.....	10	11	21	8	16	24	9	8	17	29	20	49
Dunn.....	35	30	65	20	25	45	11	5	16	5	9	14	4	6	10
Fond du Lac....	21	8	29	6	8	14	2	8	10	24	23	47	6	7	13
Grant.....	16	14	30	14	8	22	8	7	15	19	21	40	5	4	9
Green.....	18	7	15	15	14	29	21	25	46	16	19	35	16	19	35
Iowa.....	40	26	66	11	10	21	8	8	16	11	20	31
Jefferson.....	28	20	48	21	10	31	20	11	31	4	7	11	3	7	10
La Crosse.....	49	35	84	3	5	8	6	10	16	8	5	13	5	4	9
Manitowoc.....	32	16	48	8	8	6	2	8	18	25	43	8	10	18
Milwaukee.....	42	35	77	6	19	25	1	1	14	8	22	8	3	11
Outagamie.....	30	10	40	11	7	18	10	16	26	13	12	25	7	8	15
Racine.....	54	33	87	4	4	3	3	6	9	12	21	3	5	8
Rock.....	20	21	41	16	16	32	5	6	11	7	9	16	4	3	7
Sauk.....	13	14	27	4	9	13	9	5	14	3	7	10	3	2	5
Sheboygan.....	30	20	50	9	8	17	7	10	17	14	10	24	6	8	14
Vernon.....	30	14	44	12	15	27	15	7	22	10	12	22	8	8	16
Walworth.....	15	10	25	20	15	35	5	6	11	12	13	25	4	8	12
Winnebago.....	12	13	25	4	6	10	8	10	18	1	9	10	1	6	7
Total.....	583	395	978	218	228	446	180	170	350	255	279	534	117	137	254

STATISTICS OF COUNTY ASYLUMS FOR 1893—RESTRAINTS.

COUNTIES.	No. in restraint all the time.			No. in rest't one month or more at a time.			No. temporarily in restraint or seclusion.			No. never in restraint.			Total number of days in restraint.		
	M.	F.	T.	M.	F.	T.	M.	F.	T.	M.	F.	T.	M.	F.	T.
Brown.....								2	2	58	57	115		14	14
Columbia.....										47	56	103			
Dane.....							3	2	5	70	49	119	15	35	50
Dodge.....										56	54	110			
Dunn.....										63	66	129			
Fond du Lac.....		1	1					1	1	65	53	118		3	3
Grant.....							1		1	56	50	106			
Green.....										54	59	113			
Iowa.....							1	1	2	69	63	132			
Jefferson.....										73	48	121			
La Crosse.....							4	1	5	66	60	126		42	42
Manitowoc.....		1	1				1		1	63	43	106			
Milwaukee.....					4	4		3	3	65	58	123		641	641
Outagamie.....				1		1	1	4	5	62	41	103	31	4	35
Racine.....										66	52	118			
Rock.....							3	3	6	45	49	94	66	32	98
Sauk.....							1	1	2	27	35	62	1		1
Sheboygan.....		1	1				1	1	2	56	46	102	15	389	404
Vernon.....							7	8	15	60	40	100	1	1	2
Walworth.....										52	42	94			
Winnebago.....										25	37	62			
Total.....		3	3	1	4	5	23	27	50	1,198	1,058	2,256	129	1,161	1,290

County Asylums.

Statistics.

STATISTICS FOR COUNTY ASYLUMS OF 1893—EXPENDITURES.

Counties.	Paid for salaries and wages.	Paid for subsistence.	Paid for fuel and light.	Paid for clothing.	Paid for furniture.	Paid for repairs.	Paid for other ordinary expenses.	Total gross current expenses.
Brown	\$3,339 94	\$3,311 44	\$968 07	\$1,506 68	\$101 27	\$124 62	\$1,339 14	\$9,691 16
Columbia	3,538 00	3,306 00	709 00	857 00	145 00	100 00	8,655 00
Dane	3,281 67	2,083 49	1,121 13	527 54	104 79	133 40	2,488 25	9,740 27
Dodge	3,309 39	3,418 14	1,976 90	580 56	131 19	492 08	1,161 06	11,069 32
Dunn	3,243 55	2,643 13	1,685 03	631 05	1,080 99	9,233 75
Fond du Lac	3,262 10	5,067 89	1,769 89	1,088 08	471 39	321 64	255 94	12,236 93
Grant	2,564 74	3,980 07	554 51	718 37	65 20	512 69	1,547 82	10,043 37
Green	3,006 50	3,252 50	952 30	1,333 80	108 00	422 59	548 78	9,624 47
Iowa	3,650 00	2,299 56	538 07	1,405 74	177 27	437 75	422 41	8,930 80
Jefferson	3,151 17	4,611 30	1,461 54	953 91	262 51	342 34	572 22	11,354 99
La Crosse	3,194 68	4,004 28	201 84	741 89	199 82	221 52	549 88	9,113 91
Manitowoc	3,035 32	3,245 67	575 81	716 36	523 70	1,042 03	430 50	9,569 39
Milwaukee	6,820 96	5,844 71	2,403 00	1,107 51	994 71	549 58	17,720 47
Outagamie	4,424 10	2,253 74	1,793 77	758 56	191 75	225 75	123 97	9,771 64
Racine	3,903 55	4,601 26	2,246 02	937 15	272 73	776 50	878 78	13,615 99
Rock	1,903 22	1,796 61	1,005 62	342 63	199 04	297 42	185 36	5,729 90
Sauk	1,498 95	964 69	228 30	392 02	53 48	96 53	1,254 89	4,488 86
Sheboygan	3,656 24	2,822 85	962 32	703 08	485 57	1,870 19	975 20	11,475 45
Vernon	3,299 75	3,438 92	83 42	1,234 05	485 60	261 63	944 37	9,747 74
Walworth	2,785 88	1,804 09	1,117 81	734 02	82 18	1,060 55	422 06	8,006 59
Winnebago	2,027 27	1,883 68	641 70	655 54	40 14	254 86	424 60	5,927 79
Total	\$67,896 95	\$66,634 02	\$22,996 05	\$17,925 54	\$4,200 63	\$9,988 80	\$16,155 80	\$205,797 79

STATISTICS OF COUNTY ASYLUMS FOR 1893—RECEIPTS, ETC.

Counties	Received from sale of produce, stock, etc.	Received from inmates paid by themselves or friends.	Received from other sources.	Total receipts.	Net expenses.	Number of weeks board furnished.	Average capita per week.
Brown.....	\$31 34			\$31 34	\$9,659 82	5,369	\$1 80
Columbia.....	750 00	\$390 00		1,140 00	7,515 00	5,212	1 65
Dane.....	846 68	376 37		1,223 05	8,517 22	5,402	1 58
Dodge.....					11,069 32	5,464	1 99
Dunn.....					9,283 75	6,013	1 55
Fond du Lac.....		50 00		50 00	12,186 93	5,706	2 14
Grant.....	857 18	78 43	\$34 20	969 81	9,073 56	5,415	1 67
Green.....					9 624 47	5,810	1 63
Iowa.....		372 11	215 38	587 49	8,343 31	5,858	1 53
Jefferson.....					11,354 99	6,096	1 86
La Crosse.....	747 57	63 43		811 00	8,302 91	5,584	1 49
Manitowoc.....	628 80	120 00		748 80	8,820 59	5,812	1 52
Milwaukee.....	77 33	143 26	49 50	270 09	17,450 38	6,428	2 71
Outagamie.....	291 22			291 22	9,480 42	5,676	1 72
Racine.....	937 93		19 40	957 33	12,658 66	5,721	2 21
Rock.....	88 73	156 42		245 15	5,484 75	4,617	1 14
Sauk.....		518 24	322 43	840 67	3,648 19	3,173	1 15
Sheboygan.....		479 14		479 14	10,996 31	5,009	2 19
Vernon.....	317 79	175 00		492 79	9,254 95	5,702	1 62
Walworth.....	147 70	703 09		850 79	7,155 80	4,921	1 45
Winnebago.....	34 12	469 68		503 80	5,423 99	3,316	1 53
Total.....	\$5,756 39	\$4,095 17	\$640 91	\$10,492 47	\$195,305 32	112,484	\$1 74

County Asylums.

STATISTICS OF COUNTY ASYLUMS FOR 1894—OCCUPATION.

Counties.	Number who work all day.			Number who work half day or more.			Number who work a less amount.			Number who do not labor.			Number physically disabled.		
	M.	F.	T.	M.	F.	T.	M.	F.	T.	.	F.	..	M.	F.	T.
Brown	12	16	28	13	17	30	19	14	33	15	16	31	12	13	25
Columbia	27	22	49	11	13	24	3	7	10	9	11	20
Dane	50	30	80	7	5	12	4	7	11	7	10	17	3	4	7
Dodge	10	11	21	8	16	24	9	8	17	30	20	50
Dunn	61	65	126	3	1	4	3	1	4
Fon du Lac	15	12	27	20	15	35	17	8	25	20	14	34	6	4	10
Grant	14	11	25	18	8	26	12	7	19	17	21	38
Green	16	8	24	16	14	30	21	20	41	13	20	33	13	20	33
Iowa	40	26	66	11	10	21	8	8	16	9	18	27	5	6	11
Jefferson	29	20	49	17	8	25	20	11	31	6	7	13	3	4	7
La Crosse	47	31	78	4	5	9	5	11	16	5	7	12	4	7	11
Manitowoc	35	6	41	15	2	17	6	1	7	20	32	52	8	5	13
Marathon	10	10	20	49	28	77	8	11	19	7	4	11
Milwaukee	35	37	72	5	19	24	1	1	22	9	31	8	3	11
Outagamie	30	15	45	10	7	17	10	16	26	12	12	24	7	7	14
Racine	56	34	90	4	4	3	3	6	7	11	18	3	5	8
Rock	35	30	65	18	13	31	3	5	8	24	21	45	18	17	35
Sauk	15	16	31	3	3	6	6	8	14	4	4	8	2	1	3
Sheboygan	32	22	54	9	8	17	7	10	17	17	11	28	6	8	14
Vernon	30	16	46	12	12	24	15	8	23	11	10	21	8	8	16
Walworth	12	10	22	20	15	35	8	7	15	11	12	23	4	8	12
Winnebago	21	18	39	12	9	21	20	12	32	24	16	40	2	8	10
Total	571	401	972	229	203	432	307	264	571	294	294	588	122	133	255

Statistics.

STATISTICS OF COUNTY ASYLUMS FOR 1894—RESTRAINTS.

Counties.	No. in restraint all the time.			No. in restraint one month or more at a time.			No. temporarily in restraint or seclusion.			No. never in restraint.			Total number of days in restraint.		
	M.	F.	T.	M.	F.	T.	M.	F.	T.	M.	F.	T.	M.	F.	T.
Brown.....	59	63	122
Columbia.....	51	61	112
Dane.....	3	2	5	65	50	115	20	6	26
Dodge.....	63	56	119
Dunn.....	66	69	135
Fond du Lac.....	4	3	7	68	46	114	10	8	18
Grant.....	1	..	1	60	47	107
Green.....	66	62	128
Iowa.....	1	..	1	67	62	129	4	..	4
Jefferson.....	75	50	125
La Crosse.....	4	1	5	70	61	131	203	180	383
Manitowoc.....	..	1	1	1	..	1	75	40	115	92	365	457
Marathon.....	71	51	122
Milwaukee.....	1	1	..	8	8	60	55	115	..	374	374
Outagamie.....	1	1	2	1	1	61	48	109	365	366	731
Racine.....	1	..	1	65	53	118	14	..	14
Rock.....	1	..	1	2	2	4	77	67	144	94	2	96
Sauk.....	1	2	3	25	31	56	1	2	3
Sheboygan.....	..	1	1	1	1	67	50	117	..	430	430
Vernon.....	1	1	2	64	45	109	2	1	3
Walworth.....	56	45	101
Winnebago.....	80	56	136
Total.....	1	3	4	2	1	3	18	21	39	1,411	1,168	2,579	805	1,734	2,539

County Asylums.

STATE BOARD OF CONTROL.

STATISTICS OF COUNTY ASYLUMS FOR 1894—EXPENDITURES.

Counties.	Paid for salaries and wages.	Paid for subsistence.	Paid for fuel and light.	Paid for clothing.	Paid for furniture.	Paid for repairs.	Paid for other ordinary expenses.	Total Gross Current Expenses.
Brown	\$3,110 52	\$3,498 51	\$915 53	\$1,105 55	\$147 78	\$250 00	\$1,764 55	\$10,792 44
Columbia.....	1,678 32	2,612 76	710 37	750 57	115 97	526 42	4,252 78	10,647 19
Dane.....	3,093 53	2,038 45	650 42	682 11	208 12	190 01	2,888 79	9,751 43
Dodge	3,336 21	3,893 39	1,969 23	645 11	76 87	555 78	1,201 78	11,678 37
Dunn.....	3,790 74	3,289 91	1,016 82	444 85	2,210 97	10,753 29
Fond du Lac.....	3,319 58	4,268 77	1,974 65	1,330 89	220 64	348 51	409 72	11,872 76
Grant.....	2,840 68	4,130 73	475 85	1,300 00	476 82	1,469 14	1,075 28	11,768 50
Green.....	3,257 61	3,115 32	888 36	1,284 65	171 10	502 15	178 89	9,398 08
Iowa.....	3,748 70	2,829 88	640 82	816 74	119 72	372 90	993 19	9,521 95
Jefferson	3,914 55	2,847 33	302 09	783 56	136 50	309 29	1,299 59	9,592 91
La Crosse	3,475 20	3,591 87	396 91	977 35	160 15	212 99	526 49	9,340 96
Manitowoc	3,419 79	3,610 74	465 79	1,094 52	693 71	1,180 32	907 98	11,372 85
Marathon	1,973 22	2,343 30	998 15	112 23	263 83	112 96	6,023 87	11,827 50
Milwaukee	6,781 07	4,971 14	2,677 14	761 83	962 94	709 48	16,863 60
Outagamie.....	4,402 70	2,091 83	1,612 36	753 23	17 04	799 21	882 23	10,558 60
Racine.....	3,876 66	5,020 94	1,537 58	835 71	756 19	255 64	12,272 72
Rock.....	2,739 13	2,538 02	1,018 71	693 96	147 24	397 62	770 38	8,305 06
Sauk	1,682 45	1,091 86	401 74	565 23	21 14	82 25	1,018 88	4,863 55
Sheboygan	3,504 18	3,569 72	647 87	784 29	489 57	127 52	1,489 15	10,603 30
Vernon.....	3,288 33	3,239 03	51 81	1,040 65	260 76	183 03	1,449 48	9,513 03
Walworth.....	2,714 34	1,864 03	880 76	1,004 20	116 45	775 92	457 80	7,813 50
Winnebago.....	3,149 71	2,525 90	976 34	763 04	138 54	128 18	962 50	8,644 21
Total.....	\$73,097 22	\$68,983 43	\$21,209 30	\$18,520 27	\$3,972 89	\$10,243 27	\$31,729 42	\$227,755 80

Statistics.

STATISTICS OF COUNTY ASYLUMS FOR 1894.—RECEIPTS, ETC.

Counties.	Received from sales.	Received from inmates.	Received from other sources.	Total receipts.	Net current expenses.	Number of weeks board.	Average cost per week.
Brown.....	\$57 49			\$57 49	\$10,734 95	5,448	\$1 95
Columbia.....	911 68	\$446 21		1,357 89	9,239 30	5,045	1 84
Dane.....	1,129 30	659 32		1,768 62	7,982 81	5,711	1 40
Dodge.....					11,678 37	5,810	2 00
Dunn.....					10,753 29	6,913	1 55
Fond du Lac.....					11,872 76	6,249	1 90
Grant.....	824 14	254 14	\$69 18	1,147 46	10,621 04	5,632	1 89
Green.....					9,398 08	5,934	1 58
Iowa.....	1,068 55	610 27	344 65	2,023 47	7,498 48	6,103	1 23
Jefferson.....					9,592 91	6,228	1 54
La Crosse.....	1,281 32	161 15		1,442 47	7,898 49	6,238	1 27
Manitowoc.....	830 23			830 23	10,542 62	6,122	1 72
Marathon.....	3 65			3 65	11,823 85	2,778	4 26
Milwaukee.....	331 71	232 62		614 33	16,249 27	6,476	2 51
Outagamie.....	516 40			516 40	10,042 20	5,875	1 71
Racine.....	310 19			310 19	11,962 53	6,165	1 94
Rock.....	127 39	119 10		246 49	8,058 57	5,268	1 53
Sauk.....	42 83	483 97		526 80	4,336 75	3,665	1 18
Sheboygan.....		469 28		469 28	10,134 02	5,539	1 83
Vernon.....	279 71	247 14		526 85	8,986 18	6,032	1 49
Walworth.....	150 32	694 16		844 48	6,969 02	5,331	1 38
Winnebago.....	21 47	391 05		412 52	8,231 69	4,849	1 68
Total.....	\$7,886 38	\$4,798 41	\$413 83	\$13,098 62	\$214,657 18	123,111	\$1 74

County Asylums.

STATE BOARD OF CONTROL.

Statistics.

BILLS FOR THE CARE OF CHRONIC INSANE IN COUNTY ASYLUMS FOR THE YEAR ENDING SEPTEMBER 30, 1893.

Brown county for its own insane.....	\$6,094 43	
For Door county insane.....	179 92	
For Kewaunee county insane.....	1,264 08	
For Marinette county insane.....	774 17	
For Oconto county insane.....	2,059 80	
	<hr/>	
Total appropriation to Brown county.....		\$10,372 40
Columbia county for its own insane.....	\$3,837 19	
For Adams county insane.....	331 51	
For Clark county insane.....	537 07	
For Jackson county insane.....	177 65	
For Marathon county insane.....	168 57	
For Marquette county insane.....	842 41	
For Portage county insane.....	443 04	
For Waushara county insane.....	796 37	
For state at large.....	4,802 22	
	<hr/>	
Total appropriation to Columbia county.....		\$11,936 03
Dane county for its own insane.....	\$7,790 57	
For Pierce county insane.....	495 18	
	<hr/>	
Total appropriation to Dane county.....		\$8,285 75
Dodge county for its own insane.....	\$5,245 50	
For Lincoln county insane.....	499 55	
For Oconto county insane.....	1,383 65	
For Shawano county insane.....	338 30	
For Washington county insane.....	3,838 66	
For state at large.....	196 96	
	<hr/>	
Total appropriation to Dodge county.....		\$11,502 62
Dunn county for its own insane.....	\$3,583 92	
For Barron county insane.....	527 57	
For Burnett county insane.....	215 71	
For Chippewa county insane.....	1,368 54	
For Douglas county insane.....	324 86	
For Eau Claire county insane.....	1,448 29	
For Jackson county insane.....	285 00	
For Pepin county insane.....	398 14	
For Pierce county insane.....	630 29	
For St. Croix county insane.....	2,688 42	
For Taylor county insane.....	812 15	
For Washburn county insane.....	201 71	
For state at large.....	1,961 14	
	<hr/>	
Total appropriation to Dunn county.....		\$14,445 74

County Asylums.

Fond du Lac county for its own insane.....	\$6,094 34	
For Douglas county insane.....	404 03	
For Green Lake county insane.....	1,876 77	
For Marquette county insane.....	1,210 56	
For Marinette county insane.....	588 12	
For Price county insane.....	499 26	
For Portage county insane.....	691 22	
For Waupaca county insane.....	185 24	
Total appropriation to Fond du Lac county.....		\$11,549 54
Grant county for its own insane.....	\$4,841 14	
For Barron county insane.....	335 64	
For Crawford county insane.....	3,237 75	
For La Fayette county insane.....	1,046 29	
For Richland county insane.....	1,973 92	
Total appropriation to Grant county.....		\$11,434 74
Green county for its own insane.....	\$4,078 70	
For Buffalo county insane.....	505 35	
For Eau Claire county insane.....	2,224 73	
For Jackson county insane.....	907 94	
For La Fayette county insane.....	3,858 05	
For Polk county insane.....	1,061 48	
Total appropriation to Green county.....		\$12,636 25
Iowa county for its own insane.....	\$3,795 27	
For Buffalo county insane.....	362 40	
For Jackson county insane.....	515 54	
For Pierce county insane.....	623 75	
For Polk county insane.....	2,471 38	
For Trempealeau county insane.....	746 53	
For Waukesha county insane.....	4,886 05	
For state-at-large.....	983 13	
Total appropriation to Iowa county.....		\$14,384 05
Jefferson county for its own insane.....	\$5,954 35	
For Burnett county insane.....	1,185 67	
For Eau Claire county insane.....	173 84	
For Juneau county insane.....	5,337 01	
For state-at-large.....	184 28	
Total appropriation to Jefferson county.....		\$12,835 15
La Crosse county for its own insane.....	\$4,344 44	
For Barron county insane.....	484 36	
For Buffalo county insane.....	1,959 01	
For Clark county insane.....	1,297 59	
For Jackson county insane.....	1,230 60	
For Monroe county insane.....	72 00	
For Trempealeau county insane.....	1,119 63	
For state-at-large.....	2,139 82	
Total appropriation to La Crosse county.....		\$12,647 45

Statistics.

Milwaukee county for its own insane	\$9,564 20	
Total appropriation to Milwaukee county		\$9,564 20
Manitowoc county for its own insane	\$4,910 36	
For Marathon county insane	2,573 53	
For Marinette county insane	168 63	
For Ozaukee county insane	2,881 92	
For Waupaca county insane	758 46	
For state-at-large	1,145 65	
Total appropriation for Manitowoc county		\$12,438 55
Outagamie county for its own insane	\$4,397 18	
For Calumet county insane	2,149 71	
For Door county insane	1,479 48	
For Kewaunee county insane	1,065 15	
For Langlade county insane	185 18	
For Oconto county insane	780 80	
For Shawano county insane	337 45	
For Waupaca county insane	2,720 81	
Total appropriation to Outagamie county		\$13,115 76
Racine county for its own insane	\$5,317 92	
For Eau Claire county insane	1,995 36	
For Kenosha county insane	4,618 44	
For state-at-large	474 31	
Total appropriation to Racine county		\$12,406 03
Rock county for its owns insane	\$6,770 35	
Total appropriation to Rock county		\$6,770 35
Sauk county for its own insane	\$3,499 94	
For Trempealeau county insane	1,453 86	
Total appropriation to Sauk county		\$4,953 80
Sheboygan county for its own insane	\$6,523 93	
For Calumet county insane	1,010 06	
For Chippewa county insane	674 31	
For Washington county insane	446 27	
Total appropriation to Sheboygan county		\$8,654 57

County Asylums.

Vernon county for its own insane.....	\$2,902 36	
For Buffalo county insane.....	6 74	
For Chippewa county insane.....	2,259 23	
For Crawford county insane.....	763 29	
For Marinette county insane.....	171 89	
For Monroe county insane.....	2,387 84	
For Portage county insane.....	172 17	
For Richland county insane.....	642 86	
For Trempealeau county insane.....	1,046 44	
For Wood county insane....	171 49	
For state-at large.....	4,556 54	
Total appropriation to Vernon county.....		\$15,080 85
(Also certificate charging Marinette and crediting Portage county, \$260.89, to correct errors in former years.)		
Walworth county for its own insane.....	\$4,311 73	
For Chippewa county insane.....	1,356 08	
For Pepin county insane ..	512 23	
For Richland county insane ..	1,026 40	
For Waukesha county insane.....	2,048 77	
Total appropriation to Walworth county... ..		\$9,255 21
Winnebago county for its own insane.....	\$4,425 73	
For Portage county insane.....	70 20	
Total appropriation to Winnebago county.....		\$4,495 93
Grand total		\$228,764 97
Payment by the state to counties for their own insane.....	\$108,283 55	
Payment by the state to counties for insane from other counties ..	48,512 23	
Payment by the state for state insane.....	16,444 05	
Total paid by the state.....	\$173,239 83	
Special tax on counties for insane belonging to them, kept by other counties.....	55,525 14	
Total receipts by counties having asylums.....		\$228,764 97

Statistics.

BILLS FOR THE CARE OF CHRONIC INSANE IN COUNTY ASYLUMS FOR THE YEAR ENDING SEPTEMBER 30th, 1894.

Brown county for its own insane.....	\$6,360 00	
For Door county insane	174 12	
For Kewaunee county insane.....	1,195 10	
For Marinette county insane.....	547 50	
For Oconto county insane.....	2,086 29	
Total appropriation to Brown county.....		\$10,363 01
Columbia county for its own insane	\$3,701 14	
For Adams county insane	465 08	
For Clark county insane.....	1,038 37	
For Jackson county insane.....	175 86	
For Marathon county insane.....	112 45	
For Marquette county insane	518 19	
For Portage county insane.....	346 89	
For Waushara county insane.....	691 88	
For state-at-large	5,087 60	
Total appropriation to Columbia county.....		\$12,137 46
Dane county for its own insane.....	\$8,111 21	
For Pierce county insane.....	475 24	
Total appropriation to Dane county.....		\$8,586 45
Dodge county for its own insane.....	\$5,265 42	
For Lincoln county insane.....	664 76	
For Oconto county insane....	1,818 81	
For Shawano county insane	335 90	
For Washington county insane	3,655 56	
For state-at-large	827 89	
Total appropriation to Dodge county.....		\$12,568 34
Dunn county for its own insane.....	\$3,650 79	
For Barron county insane	1,217 12	
For Burnett county insane	321 46	
For Chippewa county insane	2,157 92	
For Douglas county insane	321 56	
For Eau Claire county insane.....	2,029 76	
For Jackson county insane	477 90	
For Pierce county insane.....	899 00	
For Polk county insane.. . . .	242 61	
For Pepin county insane.....	643 92	
For St. Croix county insane	2,748 48	
For Taylor county insane	810 09	
For Washburn county insane.....	164 02	
For state-at-large.....	1,858 10	
Total appropriation to Dunn county		\$17,542 73

County Asylums.

Fond du Lac county for its own insane	\$7,052 21	
For Douglas county insane.....	164 17	
For Green Lake county insane.....	1,672 30	
For Marquette county insane.....	1,213 16	
For Marinette county insane.....	1,031 18	
For Price county insane.....	667 40	
For Portage county insane.....	698 97	
For Waupaca county insane.....	156 43	
Total appropriation to Fond du Lac county		\$12,655 82
Grant county for its own insane	\$5,277 42	
For Barron county insane.....	356 60	
For Crawford county insane.....	3,367 51	
For La Fayette county insane.....	1,873 83	
For Richland county insane...	2,143 22	
For state at-large.....	89 00	
Total appropriation to Grant county		\$13,107 58
Green county for its own insane	\$4,051 62	
For Buffalo county insane	602 96	
For Eau Claire county insane.....	2,223 96	
For Jackson county insane	835 11	
For La Fayette county insane.....	4,074 82	
For Polk county insane.....	872 05	
Total appropriation to Green county		\$12,665 52
Iowa county for its own insane	\$3,961 57	
For Buffalo county insane.....	508 57	
For Jackson county insane.....	512 54	
For Pierce county insane.....	602 48	
For Polk county insane.....	2,631 65	
For Trempealeau county insane	687 96	
For Waukesha county insane.....	5,010 00	
For state-at-large	1,131 20	
Total appropriation to Iowa county		\$15,045 97
Jefferson county for its own insane	\$5,957 36	
For Burnett county insane.....	1,207 64	
For Eau Claire county insane.....	174 92	
For Juneau county insane.....	5,172 01	
For state-at-large.....	866 71	
Total appropriation to Jefferson county		\$13,378 64
La Crosse county for its own insane	\$5,067 85	
For Buffalo county insane.....	1,997 15	
For Barron county insane.....	485 17	
For Clark county insane.....	1,290 35	
For Jackson county insane.....	971 04	
For Monroe county insane	234 83	
For Trempealeau county insane.....	1,308 54	
For state at-large	2,649 92	
Total appropriation to La Crosse county		\$14,004 85

Statistics.


Manitowoc county for its own insane	\$4,971 64	
For Calumet county insane	198 58	
For Door county insane	381 82	
For Kewaunee county insane	128 61	
For Marathon county insane	1,782 19	
For Marinette county insane	169 33	
For Ozaukee county insane	2,685 40	
For Waupaca county insane	1,139 69	
For state-at-large	2,104 46	
Total appropriation to Manitowoc county		\$13,561 72
Marathon county for its own insane	\$1,107 43	
For Barron county insane	314 74	
For Buffalo county insane	121 72	
For Clark county insane	249 95	
For Eau Claire county insane	101 15	
For Jackson county insane	257 27	
For Langlade county insane	311 47	
For Lincoln county insane	482 54	
For Pierce county insane	62 59	
For Portage county insane	914 15	
For Polk county insane	461 20	
For Sawyer county insane	183 68	
For Shawano county insane	570 02	
For Trempealeau county insane	303 85	
For Waupaca county insane	997 22	
For Wood county insane	919 09	
Total appropriation to Marathon county		\$7,358 07
Milwaukee county for its own insane	\$9,606 21	
Total appropriation to Milwaukee county		\$9,606 21
Outagamie county for its own insane	\$4,355 57	
For Calumet county insane	2,151 43	
For Door county insane	1,479 67	
For Kewaunee county insane	1,348 80	
For Langlade county insane	165 72	
For Oconto county insane	737 31	
For Shawano county insane	163 88	
For Waupaca county insane	2,872 50	
For Wood county insane	112 67	
For state-at-large	85 28	
Total appropriation to Outagamie county		\$13,472 83
Racine county for its own insane	\$5,670 41	
For Eau Claire county insane	1,681 48	
For Kenosha county insane	4,518 44	
For state-at large	1,331 60	
Total appropriation to Racine county		\$13,201 93


County Asylums.

Rock county for its own insane.....	\$7,303 93	
For Crawford county insane.....	165 85	
For La Fayette county insane.....	389 82	
For Richland county insane.....	264 13	
For state-at-large.....	233 57	
Total appropriation to Rock county.....		\$8,357 30
Sauk county for its own insane.....	\$3,709 06	
For Trempealeau county insane.....	1,467 05	
Total appropriation to Sauk county.....		\$5,176 11
Sheboygan county for its own insane.....	\$6,937 71	
For Calumet county insane.....	1,010 06	
For Chippewa county insane.....	674 31	
For Washington county insane.....	1,268 97	
Total appropriation to Sheboygan county.....		\$9,891 05
Vernon county for its own insane.....	\$3,010 00	
For Buffalo county insane.....	167 49	
For Crawford county insane.....	1,184 96	
For Chippewa county insane.....	2,160 26	
For Green county insane.....	162 70	
For Marinette county insane.....	78 85	
For Monroe county insane.....	2,447 15	
For Portage county insane.....	179 64	
For Richland county insane.....	687 17	
For Trempealeau county insane.....	1,027 36	
For Wood county insane.....	168 64	
For state-at-large.....	4,468 64	
Total appropriation to Vernon county.....		\$15,742 86
Walworth county for its own insane.....	\$4,620 61	
For Chippewa county insane.....	1,373 34	
For Pepin county insane.....	507 18	
For Richland county insane.....	1,017 26	
For Waukesha county insane.....	1,973 52	
Total appropriation for Walworth county.....		\$9,491 91
Winnebago county for its own insane.....	\$6,140 37	
For Bayfield county insane.....	34 28	
For Clark county insane.....	17 14	
For Eau Claire county insane.....	29 58	
For Marinette county insane.....	88 74	
For Portage county insane.....	170 27	
For state-at-large.....	1,354 82	
Total appropriation to Winnebago county.....		\$7,835 20
Grand total.....		\$255,751 56

Statistics.

Payment by state to counties for their own insane	\$115,889 53
Payment by state to counties for insane from other counties.	55,054 23
Payment by state for state insane.....	22,088 79
	<hr/>
Total paid by the state.....	\$193,032 55
Special tax on counties for insane belonging to them kept by other counties.....	62,719 01
	<hr/>
Total receipts by countries having asylums.....	<u><u>\$255,751 56</u></u>





Winnebago County Asylum for Insane—1894.

*County Asylums.*DIVISION OF APPROPRIATIONS TO COUNTY ASYLUMS FOR
THE YEAR ENDING SEPTEMBER 30, 1893—PART I.

Counties from which transferred.	Counties to be paid for care.	From state.	Special tax on counties from which transferred.	Total.
Adams.....	Columbia.....	\$156 43	\$175 08	\$331 51
Barron.....	Dunn.....	256 28	271 29	527 57
Barron.....	Grant.....	156 42	179 22	335 64
Barron.....	La Crosse.....	234 64	249 72	484 36
Buffalo.....	Green.....	234 65	270 70	505 35
Buffalo.....	Iowa.....	163 50	198 90	362 40
Buffalo.....	La Crosse.....	931 09	1,027 92	1,959 01
Burnett.....	Vernon.....	2 57	4 17	6 74
Burnett.....	Dunn.....	102 85	112 86	215 71
Calumet.....	Jefferson.....	547 50	638 17	1,185 67
Calumet.....	Outagamie.....	1,016 79	1,132 92	2,149 71
Chippewa.....	Sheboygan.....	469 28	540 78	1,010 06
Chippewa.....	Dunn.....	658 07	710 47	1,368 54
Chippewa.....	Sheboygan.....	212 86	361 45	674 31
Chippewa.....	Vernon.....	1,016 79	1,242 44	2,259 23
Chippewa.....	Walworth.....	625 72	730 36	1,356 08
Clark.....	Columbia.....	248 14	288 93	537 07
Clark.....	La Crosse.....	625 72	671 87	1,297 59
Crawford.....	Grant.....	1,486 07	1,751 68	3,237 75
Crawford.....	Vernon.....	342 21	421 08	763 29
Door.....	Brown.....	78 21	101 71	179 92
Door.....	Outagamie.....	703 93	775 55	1,479 48
Douglas.....	Dunn.....	156 43	168 43	324 86
Douglas.....	Fond du Lac.....	174 21	229 82	404 03
Eau Claire.....	Dunn.....	711 65	736 64	1,448 29
Eau Claire.....	Green.....	1,016 79	1,207 94	2,224 73
Eau Claire.....	Jefferson.....	78 21	95 63	173 84
Eau Claire.....	Racine.....	938 14	1,057 92	1,995 36
Green Lake.....	Fond du Lac.....	858 01	1,018 76	1,876 77
Jackson.....	Columbia.....	78 21	99 44	177 65
Jackson.....	Dunn.....	135 00	150 10	285 00
Jackson.....	Green.....	417 22	490 72	907 94
Jackson.....	Iowa.....	234 64	280 90	515 54
Jackson.....	La Crosse.....	578 79	651 81	1,230 60
Juneau.....	Jefferson.....	2,472 43	2,864 58	5,337 01
Kenosha.....	Racine.....	2,148 43	2,470 01	4,618 44
Kewaunee.....	Brown.....	583 29	680 79	1,264 08
Kewaunee.....	Outagamie.....	494 58	570 57	1,065 15
La Fayette.....	Grant.....	477 42	568 87	1,046 29
La Fayette.....	Green.....	1,788 00	2,070 05	3,858 05
Langlade.....	Outagamie.....	78 21	108 97	186 18
Lincoln.....	Dodge.....	234 00	235 55	469 55
Marathon.....	Columbia.....	71 14	97 43	168 57
Marathon.....	Manitowoc.....	1,206 44	1,367 09	2,573 53
Marinette.....	Brown.....	358 71	415 46	774 17
Marinette.....	Fond du Lac.....	268 71	319 41	588 12
Marinette.....	Manitowoc.....	78 21	90 42	168 63
Marquette.....	Vernon.....	78 21	93 68	171 89
Marquette.....	Columbia.....	383 35	459 06	842 41
Marquette.....	Fond du Lac.....	547 50	663 06	1,210 56
Monroe.....	La Crosse.....	36 03	36 00	72 00
Ozaukee.....	Vernon.....	1,070 78	1,317 06	2,387 84
Oconto.....	Manitowoc.....	1,374 86	1,507 06	2,881 92
Oconto.....	Brown.....	938 58	1,121 22	2,059 80
Oconto.....	Dodge.....	655 93	727 72	1,383 65
Pepin.....	Outagamie.....	376 93	403 87	780 80
Pepin.....	Dunn.....	193 07	205 07	398 14
Pierce.....	Walworth.....	234 64	277 59	512 23
Pierce.....	Dane.....	234 64	260 54	495 18
Pierce.....	Dunn.....	305 14	325 15	630 29
Pierce.....	Iowa.....	286 10	337 25	623 35

Statistics.

DIVISION OF APPROPRIATIONS, 1893—Continued.

Counties from which transferred.	Counties to be paid for care.	From state.	Special tax on counties from which transferred.	Total.
Price.....	Fond du Lac.....	\$224 58	\$274 68	\$499 26
Polk.....	Green.....	483 22	578 26	1,061 48
Polk.....	Iowa.....	1,172 79	1,298 59	2,471 38
Portage.....	Columbia.....	196 71	246 33	443 04
Portage.....	Fond du Lac.....	312 86	378 36	691 22
Portage.....	Vernon.....	78 21	93 96	172 17
Portage.....	Winnebago.....	32 35	37 85	70 20
Richland.....	Grant.....	898 07	1,075 55	1,973 92
Richland.....	Vernon.....	293 57	349 29	642 86
Richland.....	Walworth.....	469 29	557 11	1,026 40
St. Croix.....	Dunn.....	1,287 21	1,401 21	2,688 42
Shawano.....	Dodge.....	136 43	181 87	318 30
Shawano.....	Outagamie.....	151 93	185 52	337 45
Shawano.....	Dunn.....	391 08	421 07	812 15
Taylor.....	Iowa.....	352 29	394 24	746 53
Trempealeau.....	La Crosse.....	537 01	552 62	1,119 63
Trempealeau.....	Sauk.....	703 93	749 93	1,453 86
Trempealeau.....	Vernon.....	469 28	577 16	1,046 44
Trempealeau.....	Dunn.....	98 36	103 35	201 71
Washburn.....	Dodge.....	1,817 36	2,021 30	3,838 66
Washington.....	Sheboygan.....	207 21	239 06	446 27
Washington.....	Iowa.....	2,310 03	2,576 02	4,886 05
Waukesha.....	Walworth.....	973 95	1,074 52	2,048 77
Waukesha.....	Fond du Lac.....	78 22	107 02	185 24
Waupaca.....	Manitowoc.....	358 93	399 53	758 46
Waupaca.....	Outagamie.....	1,293 65	1,427 16	2,720 81
Waushara.....	Columbia.....	362 78	433 59	796 37
Wood.....	Vernon.....	78 21	93 28	171 49
Totals.....		\$48,512 23	\$55,525 14	\$104,037 37

*County Asylums.*DIVISION OF APPROPRIATION TO COUNTY ASYLUMS FOR THE
YEAR ENDING SEPTEMBER 30, 1893.

(PART II.—For their own insane and state at large)

	For their own insane.	For state insane.	Total.
Brown county.....	\$6,094 43	\$6,094 43
Columbia county.....	3,837 19	\$4,802 22	8,639 41
Dane county.....	7,790 57	7,790 57
Dodge county.....	5,245 50	196 96	5,442 46
Dunn county.....	3,583 92	1,961 14	5,545 06
Fond du Lac county.....	6,094 34	6,094 34
Grant county.....	4,841 14	4,841 14
Green county.....	4,078 70	4,078 70
Iowa county.....	3,795 27	983 13	4,778 40
Jefferson county.....	5,954 35	184 28	6,138 63
La Crosse county.....	4,344 44	2,139 82	6,484 26
Milwaukee county.....	9,564 20	9,564 20
Manitowoc county.....	4,910 36	1,145 65	6,056 01
Outagamie county.....	4,397 18	4,397 18
Racine county.....	5,317 92	474 31	5,792 23
Rock county.....	6,770 35	6,770 35
Sauk county.....	3,499 94	3,499 94
Sheboygan county.....	6,523 93	6,523 93
Vernon county.....	2,902 36	4,556 54	7,458 90
Walworth county.....	4,311 73	4,311 73
Winnebago county.....	4,425 73	4,425 73
Totals.....	\$108,283 55	\$16,444 05	\$124,727 60

Statistics.

DIVISION OF APPROPRIATIONS TO COUNTY ASYLUMS FOR
THE YEAR ENDING SEPTEMBER 30, 1894.—PART I.

Counties from which transferred.	Counties to be paid for care.	From state.	Special tax on counties from which transferred.	Total.
Adams	Columbia	\$213 85	\$251 23	\$465 08
Barron	Grant	156 42	200 18	356 60
Barron	Dunn	592 71	6 44	1,217 12
Barron	La Crosse	234 65	250 52	485 17
Barron	Marathon	155 36	159 38	314 74
Bayfield	Winnebago	17 14	17 14	34 28
Buffalo	Green	282 43	320 59	602 96
Buffalo	Iowa	234 64	273 99	508 57
Buffalo	La Crosse	964 93	1,032 22	1,997 15
Buffalo	Marathon	60 86	60 86	121 72
Buffalo	Vernon	78 21	89 28	167 49
Burnett	Dunn	155 43	165 03	321 46
Burnett	Jefferson	547 50	660 14	1,206 64
Calumet	Manitowoc	93 21	105 37	198 58
Calumet	Outagamie	1,016 79	1,134 64	2,151 43
Calumet	Sheboygan	469 28	540 78	1,010 06
Chippewa	Dunn	1,018 29	1,109 63	2,157 92
Chippewa	Sheboygan	312 85	361 46	674 31
Chippewa	Vernon	976 50	1,183 76	2,160 26
Chippewa	Walworth	625 72	747 62	1,373 34
Clark	Columbia	469 28	569 09	1,038 37
Clark	La Crosse	625 72	664 63	1,290 35
Clark	Marathon	121 71	123 24	249 95
Clark	Winnebago	8 57	8 57	17 14
Crawford	Grant	1,486 07	1,881 44	3,367 51
Crawford	Rock	82 92	82 93	165 85
Crawford	Vernon	547 50	637 46	1,184 96
Door	Brown	78 21	95 91	174 12
Door	Manitowoc	180 86	200 96	381 82
Door	Outagamie	687 86	791 81	1,479 67
Douglas	Dunn	156 43	165 13	321 56
Douglas	Fond du Lac	78 21	85 93	164 17
Eau Claire	Dunn	977 78	1,051 98	2,029 76
Eau Claire	Green	1,028 16	1,200 80	2,228 96
Eau Claire	Jefferson	78 21	95 71	174 92
Eau Claire	Marathon	50 57	50 58	101 15
Eau Claire	Racine	801 85	879 63	1,681 48
Eau Claire	Winnebago	14 79	14 79	29 58
Green	Vernon	73 07	89 63	162 70
Green Lake	Fond du Lac	782 15	890 15	1,672 30
Jackson	Columbia	78 21	97 65	175 86
Jackson	Dunn	228 00	249 90	477 90
Jackson	Green	391 08	444 03	835 11
Jackson	Iowa	234 64	277 90	512 54
Jackson	La Crosse	469 29	501 75	971 04
Jackson	Marathon	121 71	135 46	257 27
Juneau	Jefferson	2,366 79	2,805 22	5,172 01
Kenosha	Racine	2,149 71	2,364 73	4,518 44
Kewaunee	Brown	547 50	647 60	1,195 10
Kewaunee	Manitowoc	61 93	66 68	128 61
Kewaunee	Outagamie	651 00	697 80	1,348 80
La Fayette	Grant	814 28	1,059 53	1,873 83
La Fayette	Green	1,889 36	2,185 46	4,074 82
La Fayette	Rock	190 28	199 54	389 82
Langlade	Marathon	150 86	160 61	311 47
Langlade	Outagamie	78 21	87 51	165 72
Lincoln	Dodge	312 85	351 91	664 76
Lincoln	Marathon	227 57	254 97	482 54
Marathon	Columbia	47 14	65 31	112 45
Marathon	Manitowoc	830 57	951 62	1,782 19
Marinette	Brown	247 50	300 00	547 50
Marinette	Fond du Lac	469 29	561 89	1,031 18

County Asylums.

DIVISION OF APPROPRIATIONS, 1894—Continued.

Counties from which transferred.	Counties to be paid for care.	From state.	Special tax on counties from which transferred.	Total.
Marinette.....	Manitowoc	\$78 21	\$91 12	\$169 33
Marinette.....	Vernon	32 57	46 28	78 85
Marinette.....	Winnebago	41 37	44 37	85 74
Marquette.....	Columbia.....	237 85	260 34	518 19
Marquette.....	Fond du Lac	547 50	665 66	1,213 16
Monroe.....	La Crosse.....	105 00	129 83	234 83
Monroe.....	Vernon	1,110 00	1,337 15	2,447 15
Oconto.....	Brown.....	938 57	1,147 72	2,086 29
Oconto.....	Dodge.....	860 35	958 46	1,818 81
Oconto.....	Outagamie	351 43	385 88	737 31
Ozaukee.....	Manitowoc	1,270 50	1,414 90	2,685 40
Pepin.....	Dunn.....	312 86	331 06	643 92
Pepin.....	Walworth.....	230 14	277 04	507 18
Pierce.....	Dane.....	234 65	240 55	475 24
Pierce.....	Dunn.....	441 00	458 00	899 00
Pierce.....	Iowa.....	283 29	319 19	602 48
Pierce.....	Marathon.....	30 43	32 16	62 59
Polk.....	Dunn.....	114 44	123 18	242 61
Polk.....	Green.....	398 15	473 90	872 05
Polk.....	Iowa.....	1,229 57	1,402 08	2,631 65
Portage.....	Marathon.....	223 29	237 91	461 20
Portage.....	Columbia.....	156 42	190 47	346 89
Portage.....	Fond du Lac	312 86	386 11	698 97
Portage.....	Marathon.....	451 50	462 65	914 15
Portage.....	Vernon	78 21	101 43	179 64
Price.....	Winnebago	78 21	92 06	170 27
Richland.....	Fond du Lac	293 57	373 83	667 40
Richland.....	Grant.....	937 50	1,205 72	2,143 22
Richland.....	Rock.....	139 64	134 49	274 13
Richland.....	Vernon.....	312 86	374 31	687 17
St. Croix.....	Walworth.....	469 29	547 37	1,017 26
Sawyer.....	Dunn.....	1,329 64	1,418 84	2,748 48
Shawano.....	Marathon.....	91 29	92 39	183 68
Shawano.....	Dodge.....	156 42	179 48	335 90
Shawano.....	Marathon.....	280 93	289 19	570 02
Shawano.....	Outagamie	78 21	85 67	163 88
Taylor.....	Dunn.....	391 07	419 02	810 09
Trempealeau.....	Iowa.....	306 65	331 31	637 96
Trempealeau.....	La Crosse.....	637 50	671 04	1,308 54
Trempealeau.....	Marathon.....	144 86	158 99	303 85
Trempealeau.....	Sauk.....	703 93	763 12	1,467 05
Trempealeau.....	Vernon	469 28	558 08	1,027 36
Washburn.....	Dunn.....	78 21	85 81	164 02
Washington.....	Dodge.....	1,728 85	1,926 71	3,655 56
Washington.....	Sheboygan.....	589 71	679 26	1,268 97
Waukesha.....	Iowa.....	2,382 00	2,628 00	5,010 00
Waukesha.....	Walworth.....	938 58	1,034 94	1,973 52
Waupaca.....	Fond du Lac	78 21	78 22	156 43
Waupaca.....	Manitowoc	531 64	608 05	1,139 69
Waupaca.....	Marathon.....	478 50	518 72	997 22
Waupaca.....	Outagamie	1,347 00	1,525 50	2,872 50
Waushara.....	Columbia.....	312 85	379 02	691 88
Wood.....	Marathon.....	447 64	471 45	919 09
Wood.....	Outagamie	53 36	59 31	112 67
Wood.....	Vernon.....	78 21	90 43	168 64
Total.....		\$55,054 23	\$62,719 01	\$117,773 24

Statistics.

DIVISION OF APPROPRIATIONS TO COUNTY ASYLUMS FOR
THE YEAR ENDING SEPTEMBER 30, 1894.

PART II.—(For their own insane and state-at-large.)

	For their own insane.	For state insane.	Total.
Brown county.....	\$6,360 00	\$6,360 00
Columbia county.....	3,701 14	\$5,087 60	8,788 74
Dane county.....	8,111 21	8,111 21
Dodge county.....	5,265 42	827 89	6,093 31
Dunn county.....	3,650 79	1,858 10	5,508 89
Fond du Lac county.....	7,052 21	7,052 21
Grant county.....	5,277 42	89 00	5,366 42
Green county.....	4,051 62	4,051 62
Iowa county.....	3,961 57	1,131 20	5,092 77
Jefferson.....	5,957 36	866 71	6,824 07
La Crosse county.....	5,067 85	2,649 92	7,717 77
Manitowoc county.....	4,971 64	2,104 46	7,076 10
Marathon county.....	1,107 43	1,107 43
Milwaukee county.....	9,606 21	9,606 21
Outagamie county.....	4,355 57	85 28	4,440 85
Racine county.....	5,670 41	1,331 60	7,002 01
Rock county.....	7,303 93	233 57	7,537 50
Sauk county.....	3,709 06	3,709 06
Sheboygan county.....	6,937 71	6,937 71
Vernon county.....	3,010 00	4,468 64	7,478 64
Walworth county.....	4,620 61	4,620 61
Winnebago county.....	6,140 37	1,354 82	7,495 19
Total.....	\$115,889 53	\$22,088 79	\$137,978 32

Weekly Cost per Capita.

WEEKLY COST PER CAPITA OF INSTITUTIONS FOR THE INSANE

As reported by the officers in charge of each.

FOR FIRST DECADE.

INSTITUTIONS.	1861	1862	1863	1864	1865	1866	1867	1868	1869	1870
State hospital	\$4 61	\$3 79	\$3 75	\$3 63	\$5 08	\$4 30	\$4 50	\$4 43	\$4 42	\$4 30
Northern hospital										

FOR SECOND DECADE.

INSTITUTIONS.	1871	1872	1873	1874	1875	1876	1877	1878	1879	1880
State hospital	\$4 12	\$4 56	\$5 12	\$4 81	\$5 22	\$5 85	\$5 03	\$4 81	\$4 73	\$4 93
Northern hospital			9 27	6 41	6 46	5 14	4 68	4 61	4 20	4 35
Milwaukee hospital										2 91

FOR THE THIRD DECADE.

Institutions.	1881	1882	1883	1884	1885	1886	1887	1888	1889	1890
State hospital	\$4 42	\$3 92	\$3 90	\$3 46	\$3 53	\$3 46	\$3 55	\$3 74	\$3 78	\$3 83
Northern hospital	4 38	3 57	3 89	3 67	3 73	3 22	3 32	3 80	3 44	3 70
Milwaukee hospital	3 66	4 14	3 89	3 86	3 94	3 16	3 79	3 88	3 21	3 58
COUNTY ASYLUMS.										
Brown		2 15	2 16	2 00	1 61	1 88	1 65	1 70	1 89	1 85
Columbia			1 32	1 83	1 67	1 27	1 39	1 48	1 52	1 65
Dane			2 09	2 04	1 90	1 68	1 61	1 34	1 57	1 75
Dodge			2 33	2 27	2 11	1 93	1 80	1 82	1 86	1 78
Dunn										
Fond du Lac						2 00	1 85	1 78	1 60	1 81
Grant			2 00	2 00	1 87	1 81	1 89	1 56	1 47	1 79
Green			1 71	1 94	1 73	1 41	1 47	1 65	1 72	1 74
Iowa						1 57	1 30	1 57	1 70	1 24
Jefferson		1 02	95	1 28	1 40	1 50	1 52	1 60	1 68	1 63
La Crosse								2 30	1 80	1 32
Manitowoc					1 73	1 93	1 87	1 80	1 72	1 51
Milwaukee									3 23	2 54
Outagamie										3 28
Racine										3 73
Rock		1 70	1 57	1 33	1 73	2 14	1 83	1 61	1 47	1 37
Sauk							1 49	1 17	1 39	1 09
Sheboygan		2 30	2 24	2 19	2 10	2 10	2 37	2 63	2 29	1 98
Vernon									2 04	1 68
Walworth		1 32	1 29	1 28	1 52	80	1 09	1 22	1 28	1 33
Winnebago		1 47	1 13	1 50	1 28	1 33	1 32	1 25	1 25	1 18
Av. for county asylums		\$1 66	\$1 68	\$1 79	\$1 89	\$1 70	\$1 65	\$1 64	\$1 69	\$1 75

Statistics.

WEEKLY COST PER CAPITA—Continued.
FOR FOURTH DECADE.

Institutions.	1891	1892	1893	1894
State Hospital.....	\$4 17	\$3 89	\$3 71	\$4 02
Northern Hospital.....	3 56	3 56	3 70	3 73
Milwaukee Hospital.....	3 65	3 51	3 95	3 16
COUNTY ASYLUMS.				
Brown.....	2 00	1 75	1 80	1 95
Columbia.....	1 53	1 55	1 65	1 84
Dane.....	1 70	1 60	1 58	1 40
Dodge.....	1 75	1 98	1 99	2 00
Dunn.....	1 86	1 55	1 55
Fond du Lac.....	1 98	2 25	2 14	1 90
Grant.....	1 74	1 99	1 67	1 89
Green.....	1 90	1 52	1 65	1 55
Iowa.....	1 44	1 58	1 53	1 23
Jefferson.....	1 88	1 87	1 86	1 54
La Crosse.....	1 35	1 37	1 49	1 27
Marathon.....	4 26
Manitowoc.....	1 60	1 61	1 52	1 72
Milwaukee.....	2 51	2 74	2 71	2 51
Outagamie.....	2 10	1 85	1 72	1 71
Racine.....	2 01	1 89	2 21	1 94
Rock.....	1 21	1 32	1 14	1 53
Sauk.....	1 09	1 08	1 15	1 18
Sheboygan.....	2 31	2 26	2 19	1 83
Vernon.....	1 66	1 55	1 62	1 49
Walworth.....	1 38	1 21	1 45	1 38
Winnebago.....	1 16	1 56	1 53	1 68
Av. for county asylums.....	\$1 78	\$1 70	\$1 74	\$1 74

Pauperism.

SYSTEMS OF POOR RELIEF.

Counties.	Systems.	Counties.	Systems.
Adams	County, with poorhouse.	Marathon	Mixed, with poorhouse.
Ashland	County, with poorhouse.	Marinette	Town.
Barron	Mixed, with poorhouse.	Marquette	Town.
Bayfield	Town.	Milwaukee	County, with poorhouse.
Brown	Mixed, with poorhouse.	Monroe	County, with poorhouse.
Buffalo	Town.	Oconto	Town, city poorhouse in
Burnett	Town.	Oconto	County.
Calumet	Town.	Outagamie	Town, city poorhouse in
Chippewa	County, with poorhouse.	Appleton.	
Clark	Mixed, with poorhouse.	Ozaukee	Town.
Columbia	County, with poorhouse.	Pepin	Town.
Crawford	County, with poorhouse.	Pierce	Mixed, with poorhouse.
Dane	County, with poorhouse.	Polk	Town.
Dodge	Mixed, with poorhouse.	Portage	Town, city poorhouse in
Door	Town.	Stevens Point.	
Douglas	County, with poorhouse.	Price	County, with poorhouse.
Dunn	County, with poorhouse.	Racine	Mixed, with poorhouse.
Eau Claire	Mixed, with poorhouse.	Richland	County, with poorhouse.
Florence	County, with poorhouse.	Rock	County, with poorhouse.
Fond du Lac	Mixed, with poorhouse.	St. Croix	County, with poorhouse.
Forest	Town.	Sauk	County, with poorhouse.
Grant	Mixed, with poorhouse.	Sawyer	County, with poorhouse.
Green	County, with poorhouse.	Shawano	County, with poorhouse.
Green Lake	Town.	Sheboygan	Town.
Iowa	County, with poorhouse.	Sheboygan	Town, city poorhouse in
Jackson	Mixed, with poorhouse.	Sheboygan.	
Jefferson	County, with poorhouse.	Taylor	County, with poorhouse.
Juneau	County, with poorhouse.	Trempealeau	Town.
Kenosha	Town, city poorhouse in	Vernon	County, with poorhouse.
Kewaunee	Mixed, with poorhouse.	Walworth	County, with poorhouse.
La Crosse	Town, city poorhouse in	Washington	Town.
La Fayette	La Crosse	Washington	County, with poorhouse.
Langlade	Mixed, with poorhouse.	Waukesha	Mixed, with poorhouse.
Lancolin	Town.	Waupaca	Mixed, with poorhouse.
Manitowoc	County, with poorhouse.	Waushara	Town.
	Town.	Winnebago	Mixed, with poorhouse.
		Wood	County, with poorhouse.

From data at hand in this office it seems to be a settled fact that in counties establishing poorhouses there has been a marked reduction in the number of paupers. Without poorhouses there is almost universally a needless expense in out-door relief, making the cost almost, if not quite, double what it should be.

Statistics.

STATISTICS OF PAUPERISM.

The years 1893 and 1894 mean the twelve months ending September 30th.

Movement of Population in Poorhouses.	1893.	1894.
Number in poorhouses at the beginning of the year.....	1,108	1,141
Of whom were males.....	755	769
And females.....	353	372
There were received during the year.....	861	1,138
Of whom were males.....	619	855
And females.....	241	283
There were born in poorhouses.....	29	30
Of whom were males.....	18	19
And females.....	11	11
Making the total number in poorhouses during the year..	1,997	2,309
Of whom were males.....	1,392	1,643
And females.....	605	666
There were discharged during the year.....	667	826
Of whom were males.....	491	606
And females.....	176	220
There were placed out during the year.....	25	20
Of whom were males.....	17	11
And females.....	8	9
Ran away during the year.....	29	22
Of whom were males.....	26	17
And females.....	3	5
There died in poorhouses during the year.....	135	127
Of whom were males.....	103	93
And females.....	32	34
Number remaining in poorhouses at the end of the year...	1,141	1,314
Of whom were males.....	755	916
And females.....	386	398

Pauperism.

AGES OF PAUPERS IN POOR HOUSES.

	1893.	1894.
Number of inmates under five years of age at close of year.	27	35
There had been in all during the year.....	85	98
There had been between five and sixteen at close of year..	27	30
There had been in all during the year.....	75	79
There were of sound mind and body at the close of year	9	11
There had been in all during the year.....	34	39
There were between sixteen and sixty at close of year....	405	540
There had been in all during year.....	763	995
There were over sixty years of age at close of year.....	642	700
There had been in all during year.....	872	897
Ages not reported at close of year.....	40	9
Ages not reported in all during year.....	202	230

Statistics.

CAUSES OF PAUPERISM IN POOR HOUSES.

Officers in charge report as follows for those in poor houses during each year:

	1893.	1894.
Insanity	34	32
Epilepsy	28	53
Idiocy	110	122
Deafmutism.....	5	10
Blindness.....	58	64
Old age	547	604
Disease.....	273	359
Deformity or loss of limbs.....	61	87
Lying in cases.....	32	45
Not disabled.....	162	506
Causes not reported.....	487	428

Poorhouses.

NATIVITY OF PAUPERS IN POORHOUSES DURING EACH YEAR.

	1893.	1894.
Number of inmates of native birth.....	508	656
Number of foreign birth.....	1,119	1,373
Number whose nativity was not reported.....	370	278

FINANCIAL STATEMENTS OF POORHOUSES.

EXPENDITURES.	1893.	1894.
Salaries of overseers and matrons.....	\$21,646 49	\$23,671 33
Wages of employes.....	16,538 64	19,604 32
Medical attendance.....	4,030 12	5,311 12
Groceries and provisions.....	27,104 93	39,044 03
Fuel and lights.....	7,944 02	8,220 68
Clothing.....	5,878 62	9,463 60
Furniture.....	1,119 28	1,770 38
Ordinary repairs.....	3,125 35	4,809 34
Other ordinary expenses.....	15,069 81	20,123 66
Total current expenses.....	\$102,457 26	\$132,021 46
RECEIPTS.		
From sales of farm produce.....	\$11,829 11	\$11,869 02
From expenses of inmates refunded.....	2,010 49	2,108 19
From other sources.....	2,026 80	912 10
Total receipts.....	\$22,866 40	\$14,880 31
The net expenses, therefore, were.....	\$79,590 86	\$117,141 15
Total number of weeks' board furnished.....	55,538	71,017
Average cost of support per week.....	\$1.43	\$1.65

COST OF POOR RELIEF.

Counties.	1883.	1885.	1887.	1889.	1891.	1893.	Total.	Average annual cost.	Average of population 1880 and 1890.	Cost of poor relief to population.
Adams	\$1,915 56	\$1,989 00	\$2,000 00	\$1,822 92	\$1,985 44	\$2,000 00	\$11,712 92	\$1,952 15	6,814	\$0.29
Ashland.....	523 56	1,100 00	5,315 47	6,944 99	9,884 87	11,874 76	35,643 65	5,940 61	6,000	.99
Barron.....	5,207 13	6,038 27	4,111 35	4,380 32	2,477 19	3,443 16	25,657 42	4,276 24	11,208	.38
Bayfield.....	81 06	1,100 00	3,713 68	3,596 00	2,429 55	9,452 94	20,373 23	3,395 54	3,897	.87
Brown.....	8,844 01	9,386 49	5,385 20	7,482 16	6,754 50	7,329 60	45,162 35	7,527 06	36,543	.23
Buffalo.....	1,710 25	2,605 32	2,047 80	2,354 00	1,678 00	2,248 00	12,643 37	2,107 21	15,751	.14
Burnett.....	392 58	400 00	5 75	475 00	1,258 51	1,294 28	3,826 12	637 68	3,766	.11
Calumet.....	2,573 41	2,139 19	2,236 50	2,494 24	1,825 70	3,022 27	14,281 31	2,380 22	16,624	.15
Chippewa.....	3,627 91	7,255 66	5,312 49	8,072 39	6,109 82	5,814 66	36,192 93	6,032 15	20,245	.29
Clark.....	4,381 29	3,757 32	4,988 06	5,971 66	4,725 58	4,289 39	28,113 20	4,685 10	15,395	.30
Columbia.....	10,193 73	9,096 32	11,159 06	11,198 02	10,511 78	14,000 00	66,158 91	11,026 48	28,188	.32
Crawford.....	810 00	3,650 00	4,524 33	7,832 53	3,601 99	3,805 08	21,223 93	4,037 31	15,802	.26
Dane.....	12,278 48	11,134 43	15,758 50	14,269 31	17,730 53	13,646 52	84,817 77	14,136 29	56,393	.21
Dodge.....	10,598 45	12,056 45	5,669 49	4,855 19	3,190 46	3,691 45	39,861 49	6,643 25	45,429	.15
Door.....	1,842 26	2,328 96	3,820 10	1,817 76	2,438 00	1,766 74	14,013 82	2,335 61	13,604	.17
Douglas.....	1,000 00	5,087 85	9,227 59	16,100 00	9,399 71	17,680 75	58,495 90	9,749 32	7,000	1.38
Dunn.....	4,521 53	6,051 68	7,003 85	7,325 54	6,966 76	2,733 17	34,602 53	5,767 09	19,691	.29
Eau Claire.....	8,731 42	8,502 55	5,073 27	4,350 61	4,836 24	4,105 66	35,599 75	5,933 29	25,332	.23
Florence.....	1,303 29	4,534 86	1,000 00	11,241 12	1,580 38	525 24	20,184 89	3,364 15	2,602	1.29
Fond du Lac.....	11,441 89	14,685 67	11,077 20	10,680 80	10,430 44	9,280 35	67,596 35	11,266 06	45,432	.25
Forest.....			663 23	25 00		751 43	1,439 71	479 90	1,112	.21
Grant.....	7,124 39	4,312 47	3,498 71	2,777 13	2,900 55	2,064 19	23,677 44	3,946 24	37,250	.16
Green.....	5,891 65	6,700 00	8,000 00	10,994 90	14,000 00	13,000 00	58,586 51	9,764 42	22,214	.44
Green Lake.....	3,497 13	1,964 41	3,373 73	3,348 45	3,093 09	4,794 96	20,076 77	3,346 13	14,817	.22
Iowa.....	3,021 50	6,600 00	4,000 00	2,000 00	30 00	943 08	16,534 58	2,765 76	22,897	.12
Iron.....						12,000 00	12,000 00	12,000 00	1,760	6.80
Jackson.....	3,050 00	4,468 63	3,735 38	8,643 74	5,422 70	4,703 60	30,021 05	5,004 00	14,525	.35
Jefferson.....	5,607 81	6,720 06	6,529 71	5,863 33	6,300 00	9,452 62	40,473 53	6,745 59	32,795	.29
Juneau.....	4,907 47	5,883 63	4,000 00	4,000 00	2,517 20	3,334 75	24,143 00	4,023 84	16,342	.24
Kenosha.....	3,787 76	3,523 79	3,510 62	2,669 55	1,809 65	7,032 55	22,333 92	3,722 32	14,562	.26
Kewaunee.....	2,905 72	3,133 39	4,310 48	3,379 00	3,805 89	3,414 73	20,932 21	3,492 03	15,984	.22
La Crosse.....	7,300 00	3,412 80	15,316 57	4,249 82	19,905 73	21,090 68	71,275 64	11,879 27	32,916	.36
La Fayette.....	7,372 50	5,974 00	6,254 61	5,447 35	5,733 87	5,042 53	35,824 86	5,970 80	20,772	.29
Langlade.....	150 00	912 84	3,017 37	2,165 91	1,562 31	1,836 80	9,645 23	1,607 54	5,060	.31
Lincoln.....	1,500 00	3,455 51	2,291 66	2,989 71	3,020 21	4,147 00	17,404 09	2,900 68	6,933	.41
Manitowoc.....	5,700 00	8,268 75	6,035 74	4,523 46	4,574 00	4,674 59	33,776 54	5,629 42	37,577	.15

Marathon.....	\$ 466 09	15,315 30	24,095 62	6,772 84	4,807 77	3,861 20	63,318 82	10,544 85	22,637	.46
Marinette.....	5,523 38	2,326 49	2,605 58	3,209 78	5,073 71	9,620 49	28,465 43	4,744 24	14,616	.32
Marquette.....	1,200 00	1,152 44	930 00	1,215 00	845 95	825 00	6,168 39	1,028 07	9,266	.11
Milwaukee.....	124,654 11	52,941 09	52,500 00	39,286 58	30,277 48	53,816 55	353,475 81	58,912 63	167,137	.35
Monroe.....	4,500 00	5,500 00	5,500 00	5,500 00	4,500 00	4,520 48	29,520 48	4,920 08	22,393	.22
Oconto.....	4,674 88	4,274 04	3,643 43	5,739 58	4,743 89	5,070 96	28,146 78	4,687 80	12,439	.38
Oneida.....				4,156 25	500 00	3,277 94	7,934 19	2,644 73	4,965	.27
Outagamie.....	4,780 61	5,722 76	5,024 54	5,272 83	5,490 39	15,277 99	41,569 10	6,928 18	33,654	.26
Ozaukee.....	1,183 67	1,275 00	1,198 95	698 60	500 00	500 00	5,356 22	892 70	15,173	.7
Peplin.....	205 00	404 07	208 70	623 20	1,150 00	956 25	3,547 22	591 20	6,575	.9
Pierce.....	3,900 15	4,530 66	5,264 12	6,096 30	4,786 91	3,703 37	28,281 51	4,713 58	19,055	.25
Polk.....	1,602 82	2,745 66	1,934 57	2,701 22	2,201 96	2,319 24	13,685 47	2,264 24	11,469	.19
Portage.....	5,327 97	2,911 29	4,258 79	5,190 36	1,716 77	5,418 66	24,853 84	4,142 31	20,806	.15
Price.....	4,000 00	3,994 13	2,500 00	6,826 46	5,000 00	2,600 00	24,920 59	4,153 43	3,017	1.37
Racine.....	8,465 11	5,428 57	6,603 97	6,199 70	4,494 84	4,735 56	35,927 75	5,987 96	33,532	.18
Richland.....	2,235 84	2,000 00	3,243 23	3,000 00	3,868 00	3,363 39	17,710 46	2,951 74	18,634	.16
Rock.....	12,000 00	14,141 43	14,726 92	15,350 95	11,698 21	8,285 19	76,302 70	12,700 45	41,012	.40
St. Croix.....	4,036 16	4,748 68	5,036 45	6,523 49	7,542 35	5,681 78	33,593 91	5,598 15	21,018	.26
Sauk.....	5,000 00	5,500 00	9,628 50	9,438 00	8,750 00	14,982 00	53,218 50	8,883 43	29,646	.30
Sawyer.....	5 58	1,163 05	3,364 09	5,000 00	3,547 65	2,334 19	15,419 57	2,563 93	1,975	1.24
Shawano.....	1,531 00	1,625 00	1,777 00	2,555 00	2,152 33	2,459 17	12,099 50	2,016 58	14,800	.14
Sheboygan.....	6,341 21	6,723 01	8,487 42	20,759 05	5,776 11	5,532 32	53,619 12	8,936 52	38,293	.24
Taylor.....	3,216 03	4,597 75	4,255 73	6,780 75	6,237 49	4,614 62	29,702 37	4,950 39	8,895	.55
Trempealeau.....	2,925 00	4,505 14	3,520 14	3,364 93	3,938 58	5,002 89	23,305 68	3,884 28	18,023	.21
Vernon.....	3,100 00	3,800 00	4,000 00	3,500 00	3,500 00	3,821 24	21,721 24	3,620 21	24,180	.15
Vilas.....						469 58	469 58	469 58	3,000	.15
Walworth.....	7,000 00	6,000 00	9,000 00	8,512 00	11,737 12	10,643 31	52,892 43	8,815 41	26,896	.33
Washburn.....					650 00	900 00	1,550 00	775 00	2,925	.27
Washington.....	1,600 00	2,745 00	3,590 00	2,790 00	32,030 00	1,831 00	44,646 00	7,411 00	23,039	.34
Waukesha.....	4,475 03	6,915 61	6,303 77	6,726 37	5,097 96	9,174 53	38,693 27	6,448 88	31,049	.27
Waupaca.....	6,927 19	8,450 00	10,688 58	6,879 80	4,479 99	4,561 98	41,985 54	6,980 92	23,243	.30
Waushara.....	2,357 00	2,010 19	2,922 86	1,738 03	2,790 76	2,486 92	14,275 81	2,379 30	13,928	.17
Winnebago.....	13,134 35	17,026 95	16,860 74	13,489 81	17,999 11	14,710 11	93,221 15	15,596 86	46,374	.33
Wood.....	3,850 00	4,350 00	5,172 62	5,381 86	5,160 62	4,941 47	28,850 57	4,809 93	13,941	.35
Total.....	\$411,744 92	\$382,059 62	\$412,886 85	\$417,714 18	\$397,650 60	\$413,676 91	\$2,465,733 08	\$410,955 51	1,490,287	\$0.28


Poor Relief.

STATE BOARD OF CONTROL.

Superintendents of Poor Houses.

LIST OF SUPERINTENDENTS OF POOR HOUSES.

Counties.	Name of person in charge of poor house.	Postoffice address.	Salary.
Adams	H. H. Mason	Big Spring	\$400 00
Ashland	F. X. Shottmuller	High Bridge	900 00
Barron	F. J. Fuller	Barron	600 00
Brown	John Cryan	Green Bay	480 00
Chippewa	C. B. Barker	Chippewa Falls	700 00
Clark	C. H. Ebbe	Neillsville	600 00
Columbia	B. Miller	Wyocena	338 00
Crawford	C. E. Thompson	Seneca	900 00
Dane	L. P. Edwin	Verona	320 00
Dodge	S. Rudolf	Juneau	800 00
Douglas	Wm. Kennedy	West Superior	800 00
Dunn	A. Forbes	Menominee	400 00
Eau Claire	C. A. Seaman	Eau Claire	600 00
Fond du Lac	L. Manderscheid	Fond du Lac	600 00
Grant	James Alderson	Lancaster	480 00
Green	R. C. Whitcomb	Monroe	450 00
Iowa	E. J. Perkins	Dodgeville	450 00
Jackson	J. C. Tucker	Black River Falls	550 00
Jefferson	W. E. Voigt	Jefferson	400 00
Juneau	L. P. Lawrence	New Lisbon	600 00
Kewaunee	H. Schmilrig	Alaska	375 00
La Fayette	Paul Noble	Darlington	700 00
Lincoln	H. A. Kyes	Merrill	500 00
Marathon	Chas. Tisch	Wausau	800 00
Milwaukee	F. Wetenkamp	Wauwatosa	1,000 00
Monroe	A. Boss	Sparta	700 00
Pierce	C. Fenton	Ellsworth	600 00
Price	N. Auley	Phillipps	800 00
Racine	C. W. Scutt	Yorkville	900 00
Rock	Peter Aller	Johnstown	400 00
Richland	James McBain	Bloom City	750 00
St. Croix	J. P. Foley	Pleasant Valley	600 00
Sauk	Wm. Andrus	Reedsburgh	850 00
Sawyer	Martin Sortie	Hayward	360 00
Taylor	Henry Brehm	Medford	300 00
Vernon	John Friedel	Viroqua	625 00
Walworth	J. P. Davis	Elkhorn	500 00
Washington	P. Illion	Salter	600 00
Waukesha	Martin Fardy	Waukesha	700 00
Waupaca	W. P. Carew	Little Wolf	500 00
Winnebago	B. W. Eaton	Winnebago	800 00
Wood	A. Abrams	Port Edwards	600 00
CITY POOR HOUSES.			
Appleton	Joseph Ulman	Appleton	360 00
Kenosha	Mrs. Hall	Kenosha	130 00
La Crosse	Rudolf Koblitiz	La Crosse	700 00
Oconto	Mrs. James O'Connor	Oconto
Stevens Point	H. Siebers	Stevens Point
Sheboygan	M. McHugh	Sheboygan	600 00
Stockbridge	Stockbridge	335 00



Iron County Court House and Jail—1893.

*County Jails.***COUNTY JAILS.****MOVEMENT OF POPULATION.**

	1893.			1894.		
	Male.	Fe-male.	Total.	Male.	Fe-male.	Total.
Number prisoners in jail November 1.....	691	10	701	420	20	440
Number received during year....	12,060	254	12,314	12,352	389	12,641
Total number during year....	12,751	264	13,015	12,772	409	13,181
Number removed to state prison during year.....	227	11	238	377	8	385
Number removed to industrial schools.....	101	28	129	89	34	123
Number let out on bail..	408	2	410	363	59	422
Number let out on nolle prosequi.	104	3	107	85	1	86
Number discharged on writ of habeas corpus..	23	1	24	61	3	64
Number escaped and not recaptured.....	24	24	19	19
Number died in jail.....	8	8	6	6
Number otherwise removed.....	11,433	195	11,628	11,218	237	11,455
Total number passed out.....	12,328	240	12,568	12,218	342	12,560
Number prisoners remaining.....	423	24	447	554	67	621

CLASSIFICATION OF PRISONERS.

	1893.	1894.
Number serving sentence in jail.....	8,217	9,669
Number waiting trial.....	1,686	1,741
Number of city or village prisoners not charged against the county.....	706	940
Number detained as witnesses.....	35	49
Number of insane or idiotic prisoners.....	221	156
Number of vagrants or tramps received without commitment	2,150	3,118
Totals.....	13,015	15,673

Statistics.

ESCAPES.

	1893.	1894.
Number different attempts at escape.....	68	39
Number unsuccessful attempts at escape.....	42	24
Number successful attempts at escape.....	27	14
*Number of persons actually escaped.....	40	17
Number recaptured.....	17	2

* Of these escapes a number were tramps at work outside of the jail and no effort made to recapture them.

ALLEGED OFFENSES OF PRISONERS AWAITING TRIAL.

	1893.			1894.		
	Male.	Fem.	Total.	Male.	Fem.	Total.
Murder.....	36	4	40	34	6	40
Manslaughter.....	2	2	5	1	6
Rape.....	33	33	21	21
Assault with intent to kill.....	61	2	63	48	1	49
Assault to do bodily harm.....	88	88	55	55
Other crimes against the person..	180	3	183	410	87	497
Arson.....	15	2	17	5	5
Burglary.....	150	150	168	168
Embezzlement.....	35	1	36	29	29
Forgery.....	34	1	35	32	32
Larceny.....	131	7	138	69	11	80
Horse stealing.....	22	22	26	26
Obtaining money or property under false pretenses.....	56	56	72	2	74
Robbery.....	37	37	33	33
Other crimes against property...	14	14	391	28	419
Adultery.....	32	13	45	27	8	35
Bigamy.....	4	4	8	8
Incest.....	7	7	2	2
Fornication.....	14	1	15	6	6
Seduction.....	8	8	13	13
Perjury.....	16	16	3	3
Miscellaneous.....	538	40	578	446	19	465
Selling liquor to Indians.....	30	30	50	50
Violation of revenue laws.....	20	20	11	11
Liquor on reservation.....	6	6	112	2	114
Robbing mail.....	2	2	6	6
Other offenses against the U. S. laws.....	19	7	26	19	1	20

County Jails.

OFFENSES OF PRISONERS SENTENCED.

	1893.		1894.	
	Male.	Fem.	Male.	Fem.
Assault and battery.....	515	6	443	4
Bastardy.....	33	39
Contempt of court.....	6	1	9
Drunk and disorderly.....	3,707	33	3,761	60
Fornication.....	4	13
Larceny.....	625	4	650	7
Malicious mischief.....	68	111
Prostitution.....	61	76
Violation of liquor laws.....	18	119	8
Vagrancy.....	1,996	4	5,110	3
Miscellaneous.....	383	1	294	8

ADDITIONAL FACTS.

	1893.		1894.	
	Male.	Fem.	Male.	Fem.
Number of foreign born prisoners.....	3,639	125	5,996	209
Number of native born prisoners.....	5,115	126	6,514	163
Number who could not read or write.....	125	8	457	6
Number habitually intemperate.....	1,721	6	3,085	7
Number between 16 and 21 years of age.....	488	30	746	21
Number under 16 years of age.....	210	16	175	20
Number insane or idiotic persons on Sept. 30..	17	7	1	1

COUNTY JAILS, 1894.

COUNTIES.	Material of which constructed.	Date of construction.	Original cost of jail, including additions.	No. of cells.		How many can properly be accommodated.	Remarks.
				For males.	For females.		
Ashland	Stone and brick	1888	\$35,000 00	16	4	50	First class jail, in good condition and well managed. The ventilation and sanitation are good.
Barron	Stone and brick	1892	10,000 00	6	2	26	Cells are of steel, with corridors three feet wide around cage. Water closets in each cell and in outer room. Room for women in sheriff's residence. Considered fireproof.
Bayfield	Brick	1893	12,500 00	7	1	20	This is a new jail and a credit to Bayfield county. Pri-oners were moved in November 11th, 1893.
Brown	Brick and stone	1867	40,000 00	21	1	42	Basement jail with department above. The latter is clean and sanitary conditions not bad, but the basement proper is in horrible shape. The air is fetid and the conditions are in every way unsanitary. Notice of condemnation served on the county clerk May 7th, 1894.
Buffalo	Brick and stone	1888	5,000 00	3	12	A very good brick building. Covered buckets are used. Ventilation fair. Room upstairs originally intended for women but never finished.
Burnett	Oak timber	1887	700 00	3	6	Not often used. A very poor jail.
Calumet	Stone and iron	1877	5,000 00	4	2	12	A small jail, but answers fairly well as there are not many prisoners confined therein.
Clark	Stone and brick	1877	2,000 00	2	2	6	Not large enough nor properly ventilated. Two cells in sheriff's residence for females.
Columbia	Brick and iron	1887	18,000 00	16	3	38	A well constructed jail but defective in regard to sewerage. Female cells above sheriff's residence.
Chippewa	Stone and brick	1875	20,000 00	20	2	44	Inspection of August 2, 1894, found this jail in an uncleanly condition. The jail is well heated and supplied with water from city water works.
Crawford	Stone and iron	1867	26,000 00	10	20	Located in the basement of the court house. Dark, damp and not a fit place to confine prisoners. No provision for the separation of sexes. Everything kept in as good condition as possible.
Dane	Stone and brick	1893	48,000 00	40	4	88	A practically fireproof and very complete jail. One of the best in the state.
Dodge	Stone and brick	1891	20,000 00	10	4	50	A good jail with modern improvements.
Door	Brick and iron	1892	6,000 00	5	1	6	A well built jail with separate cell for women.

Statistics.

County Jails.

Douglas.....	Brick.....	1888 [rebuilt]	17,000 00	8	2	32	Of approved construction with steel cage, but too small for the needs of the county.
Dunn.....	Brick.....	1893		8	2	8	A very well kept jail.
Eau Claire.....	Brick.....	1884	20,000 00	9	1	30	A very good jail, supplied with city water.
Florence.....	Stone and brick.....	1889	7,000 00	3	1	12	Sufficiently large for present needs. Everything in first class condition at the time of last inspection.
Fond du Lac.....	Stone and brick.....	1869	40,000 00	36		42	A good jail, lacking, however, facilities for the proper separation of sexes.
Grant.....	Stone and brick.....	1872	22,000 00	12	1	23	Steel cage with twelve cells. Ventilation poor. The county board have sold sheriff's residence and will build a new one contiguous to the jail at a cost of \$3 000.
Green.....	Brick and iron.....	1871	30,000 00	8	1	22	A very good jail and safe. Not many prisoners confined in this jail. During "tramp season" about six prisoners a day is the average.
Green Lake.....	Stone.....	1870	6,500 00	3		6	Fairly well built. Steel cages on first floor. No provision made for separation of sexes.
Iowa.....	Stone and iron.....	1877	12,000 00	8		10	A fairly good building with separate apartment for women.
Iron.....	Brick.....	1893	9,500 00	12		30	A first-class jail in all appointments. Fine cage and good beds. Well supplied with water and well ventilated.
Jackson.....	Brick.....	1878	5,000 00	4	1	10	Ventilation and sewerage good. City water. Separate room for females.
Jefferson.....	Stone and brick.....	1874	18,000 00	16	2	36	A fair jail kept in good order.
Juneau.....	Stone and brick.....	1875	23,000 00	14	1	40	This jail is of good construction and fully meets the requirements of the county.
Kenosha.....	Stone and brick.....	1885	7,500 00	9	1	24	Two cages, one above the other. Separate room which may be used for females. Fairly well kept.
Kewaunee.....	Stone and brick.....	1885	5,000 00	6		6	A good jail, except that there are no facilities for the separation of sexes.
La Crosse.....	Stone and brick.....	1890	50,000 00	26	2	52	A very fine jail. Heated by steam and lighted by electricity. Department for females. Finely kept.
La Fayette.....	Stone.....	1859		8		16	Stone building lined with plank. The cells are of wood and the jail is not properly constructed to hold criminals.
Langlade.....	Stone and brick.....	1885	8,000 00	4		12	Two steel cages on each floor. The jail is too small for the needs of the county.
Lincoln.....	Stone and brick.....	1885	11,500 00	3	2	10	A fair jail with good facilities for the separation of sexes but poor facilities for the classification of offenders.
Manitowoc.....	Stone and brick.....	1892	30,000 00	20	4	36	A fine, new jail furnished with all modern conveniences. Separate cell for females.
Marathon.....	Brick.....	1874	11,000 00	14		20	A very good jail with iron cage.
Marinette.....	Stone and brick.....	1892	25,000 00	16	5	52	New, with all modern improvements, well kept and in good condition. Separate cell for insane.
Marquette.....	Stone and brick.....	1866	8,000 00	2		4	Steel cage in one room of basement of court house. This jail is not constructed according to law as it is dark, low and unhealthy.

COUNTY JAILS, 1894--Continued.

COUNTIES.	Material of which constructed.	Date of construction.	Original cost of jail, including additions.	No. of cells.		How many can properly be accommodated.	Remarks.
				For male.	For females.		
Milwaukee.	Stone and iron	1885	...	69	3	100	This is the best jail in the state and its capacity is sufficient. All women or girl prisoners are confined in what is known as the female ward, which is separate from the part occupied by the males. Capacity of female department is 16.
Monroe	Stone and brick ..	1891	\$6,500 00	16	6	44	A very satisfactory jail and hitherto has had good management.
Oconto	Stone and brick	1887	9,000 00	7	20	A very good jail, well supplied with water closets and bath rooms. Separate room for females.
Oneida	Stone and brick	1888	15,000 00	6	12	A good building with iron cages. Large room for the temporary detention of women and boys.
Outagamie	Brick and wood	1886	30,000 00	23	43	This is what is called a rotary cage and is fairly satisfactory.
Ozaukee.....	Erick and iron.....	1894	17,500 00	5	2	12	New building, having five double cells for males and two single cells for women. Bath tubs. Building heated by steam.
Pepin	Wood.....	1869	800 00	4	5	A poor jail and but little used.
Pierce.....	Brick.....	1870	18,000 00	3	9	On first floor of court house. Considered safe.
Polk.....	Stone.....	1881	2,000 00	2	6	Located in basement of stone building, the two upper floors of which are occupied by county offices. The jail part is damp and unsuitable for occupancy.
Portago	Stone and iron.....	1871	30,000 00	8	10	Basement jail. No ventilation or sewerage. Condemned by the board, and notice served on the county clerk June 4, 1894.
Price	(Destroyed by fire)	New jail in course of construction.
Richland	Stone.....	1868	8,000 00	2	4	A very poorly constructed jail. Steel cage with four cells in second story. Two cells on ground floor not used having been condemned. There are not cells enough.
Racine	Stone and brick	1893	23,000 00	24	37	This is a new jail, first class in every respect and well kept.
Rock	Stone and wood....	1860	14	1	35	Building old and generally in poor condition. A new jail should be provided, especially since Rock is a wealthy county and its people among the most enlightened in the state.

Statistics.

County Jails.

St Croix.....	Stone	1856.....	5	5	Located in the basement of court house. This jail is a poor one and unsafe
Sauk.....	Stone and brick	1890.....	20,000 00	18	This is a model jail and one of the best in the state for the money expended.
Sawyer	Wood	1884.....	3,500 00	6	Three steel cells for males and one wooden cell for women. Answers the purposes.
Shawano.....	Stone	1880.....	18,000 00	10	In a very unsanitary condition and unfit for use. Condemned.
Sheboygan	Stone and brick.....	1893.....	21,500 00	18	Undoubtedly one of the best jails in the state. Ventilating system perfect.
Taylor.....	Brick.....	1892.....	14,000 00	12	Good substantial building. Sewerage poor.
Trempealeau.....	Brick and iron	1884.....	9,000 00	2	Not large but sufficient for the needs of the county. A very serviceable jail.
Vernon.....	Stone and brick.....	1880.....	5,000 00	8	A fair jail with separate apartments for females.
Vilas.....	Stone and brick.....	1876.....	10,000 00	11	Plans for a new jail approved by the board.
Walworth.....	Wood.....	1883.....	4,500 00	5	Altogether the jail is creditable to Walworth county, being as it is in every way superior to the average.
Washington.....	Stone and brick	1887.....	14,000 00	5	Should be condemned as it is not safe nor suitable for a jail. No sewerage. Condemnation proceedings postponed for the reason that the county funds are at present tied up.
Waupaca.....	Stone and brick	1867.....	10,000 00	12	This is a very good jail, with steel cage and cells. Separate cell for women
Wausara.....	Brick.....	1882.....	2,000 00	5	An old jail. Cell doors and windows very insecure. Located on high ground.
Winnebago.....	Stone and brick.....	1859.....	60,000 00	18	Not very secure and of small proportion. Females kept in cell on upper floor.
Wood.....	Stone and iron.....	1882.....	6	6	This is a basement jail which should be condemned.
Waukesha.....	Stone and iron.....	1885.....	22,000 00	8	A basement jail with comparatively few prisoners. Very complete. Large enough to accommodate all classes of offenders except tramps.

POLICE STATIONS.

Visited by the Board during the past biennial period.

Name of place.	Material of which constructed.	Date when constructed	Cost including additions	No. of cells.	Size of each cell (feet).	Size of outer room.	Capacity.	How heated.	How ventilated.	Safeguards against fire.
Ahnapee	Brick	1891	\$600 00	2	5x7	12x16	3	Stove.....	Windows	Fireproof.
Antigo	Wood	1887	50 00	2	6x9	None	2	Stove.....	Windows.....	Force pump and hose.
Ashland	Stone	1872	300 00	5	6x18	10x40	12	Stove.....	Windows.....	Hydrant and hose.
Albany	Wood	1885	2,500 00	2	6x6	20x30	2	Stove.....	Windows.....	In engine house.
Amery	Brick and wood..	1891	150 00	2	8x8	16x24	2	Stove.....	Windows.....	Hose.
Appleton	Wood	1888	1,000 00	5	4x7	15x19	5	Stove.....	Windows.....	Hydrant near.
Arcadia	Stone	1885	450 00	2	7x12	3x16	4	Stove.....	Windows.....	Fire engine.
Auburndale...	Wood	1883	400 00	2	8x10	16x16	2	Stove.....	Windows.....	None.
Augusta	Wood	1876	250 00	2	8x8	16x16	4	Stove.....	Windows.....	Engine house.
Avoca	Stone	1874	150 00	2	8x12	None	2	Stove.....	Windows.....	None.
Argyle	Wood	1882	200 00	2	7x7	12x15	2	Stove.....	Windows.....	None.
Baldwin	Brick	1875	14,000 00	2	7x10	10x14	2	Stove.....	Windows.....	Engine house.
Berlin	Wood	1875	1,700 00	3	5x10	16x16	6	Stove.....	Windows.....	None.
Bayfield	Wood	1883	400 00	4	6x8	9x24	4	Stove.....	Windows.....	Near engine house.
Beaver Dam..	Brick	1888	4,500 00	4	4x8	14x23	4	Stove.....	Shafts	Waterworks.
Baraboo	Brick and stone..	1893	12,500 00	2	5x15	12x20	6	Stove.....	Windows.....	None.
Beloit	Brick and stone..	1877	2,600 00	6	5x7	9x20	6	Stove.....	Windows.....	Fire company.
Brownstown..	Wood	1890	125 00	2	5x7	5x12	2	Stove.....	Windows.....	None.
Boscobel	Wood	1874	2,500 00	1	12x14	12x14	2	Stove.....	Windows.....	Near fire engine.
Bloomer	Wood	1885	130 00	2	7x8	8x12	6	Stove.....	Windows.....	None.
Bloomington..	Wood	1890	100 00	2	5x7	7x16	2	Stove.....	Windows.....	None.
Brandon	Stone and iron..	1880	900 00	4	4x8	7x12	2	Stove.....	Windows.....	None.
Brillion	Wood	1883	200 00	2	7x10	None	2	Stove.....	Windows.....	None.
Brodhead	Stone	1871	1,000 00	3	5x7	10x16	3	Stove.....	Windows.....	None.
Burlington ..	Brick	1888	5,000 00	2	4x11	30x20	2	Stove.....	Windows.....	Engine house.
Butterfuit ..	Stone and wood..	1887	500 00	1	7x8	16x20	10	Stove.....	Windows.....	Fire company.
Blanchardville.	Wood	1892	800 00	3	6x9	32x20	3	Stove.....	Windows.....	None.
Brule	Wood	1892	150 00	1	12x16		10	Stove.....	Windows.....	None.
Cassville	Stone and brick..	1890	100 00	2	8x10	16x12	8	Stove.....	Windows.....	Fireproof.
Centralia	Wood	1874	200 00	2	8x8	8x16	2	Stove.....	Windows.....	None.
Chetek	Wood	1885	75 00	2	6x8	8x12	4	Stove.....	Windows.....	Cap on stove.
Chippewa Falls	Stone and brick..	1885	2,600 00	4	5x8	5x30	8	Steam.....	Ventilators ..	Watchman.

Clear Lake	Wood	1884	200 00	2	7x8	7x14	2	Stove	Windows	None.
Clinton	Wood	1885	250 00	3	5x8	4x18	10	Stove	Windows	Fire engine.
Clintonville	Wood	1870	500 00	2	5x6	10x18	2	Stove	Windows	Fire engine.
Colby	Wood	1891	250 00	2	6x8	8x13	4	Stove	Windows	None.
Columbus	Brick	1893	25,000 00	4	4x6	14x18	8	Stove	Windows	Engine house.
Com'nwealh	Wood	1888	800 00	3	6x7	23x24	3	Stove	Shaft	None.
Cumberland	Wood	1882	100 00	3	4x8	10x12	3	Stove	Shaft	None.
Cedarburg	Stone	1884	200 00	2	7x8	14x18	4	Stove	Ventilator	None.
Cadotte	Brick	1886	800 00	2	6x8	8x16	2	Stove	Windows	Fire company.
Cambria	Wood	1883	125 00	2	6x7	5x12	4	Stove	Windows	None.
Chelsea	Wood	1887	200 00	1	12x12		2	Stove	Windows	None.
Camp Douglas	Wood	1893	350 00	2	6x8	18x20	4	Stove	Windows	None.
Cambridge	Wood	1892	400'00	4	5x7	16x16	4	Stove	Windows	None.
Deerfield	Wood and stone	1886	1,500 00	2	6x9	8x10	6	Stove	Windows	None.
Delavan	Brick	1888	4,000 00	2	5x7	20x30	2	Stove	Windows	None.
Depere	Brick	1884		2	4x9		2	Steam	None	Engine house.
Eagle River	Wood	1886	500 00	3	6x9	9x9	3	Stove	Windows	Fire engine
Edgerton	Brick	1888	2,600 00	4	6x8	8x14	8	Stove	Windows	None.
Eau Claire:										Engine house.
East	Wood and stone	1874		5	6x9		5	Furnace	Windows	City water.
West	Brick	1883	500 00	2	6x9	5x12	4	Stove	Windows	City water.
Elroy	Wood	1879	2.0 00	2	6x9	5x12	2	Stove	Windows	None.
Evansville	Stone and wood	1893	7,000 00	1	16x16	None	6	Stove	Windows	Fire department.
Fairchild	Wood	1882	150 00	1	12x12	12x12	4	Stove	Windows	None.
Fennimore	Wood	1885	150 00	1	12x12	None	2	Stove	Windows	None.
Fifield	Wood and iron	1888	5,000 00	2	8x18	9x12	2	Stove	Windows	None.
Ft. Atkinson	Wood	1878	500 00	1	8x10	10x14	6	Stove	Windows	Fire company.
Fountain City	Brick	1882	4,000 00	2	8x12	8x12	6	Stove	Windows	None.
Florence	Wood	1883	800 00	2	6x8	20x30	4	Steam	Ventilator	Engine house.
Fond du Lac	Brick and stone	1878	35,000 00	10	5x8		14	Stove	Windows	City water.
Fox Lake	Wood	1892	350 00	2	6x8	12x12	4	Stove	Ventilator	Fireproof.
Ft. Howard	Stone and iron		200 00	3	6x8	5x18	3	Stove	Windows	Engine house.
Galesville	Wood	1890	200 00	2	7x8	7x13	2	Stove	Windows	Fire company.
Glidden	Wood	1883	150 00	2	5x8	10x16	4	Stove	Windows	None.
Grand Rapids	Wood	1875	250 00	2	8x14	10x14	2	Stove	Windows	None.
Grantsburg	Hewn timber	1878	800 00	3	12x16	12x16	2	Stove	Windows	None.
Gratiot	Wood	1890	150 00	2	6x8	10x12	2	Stove	Ventilator	None.
Gile	Wood	1886	150 00	2	7x9	10x14	4	Stove	Windows	None.
Green Bay	Stone and iron	1860		4	6.8	7x.0	4	Stove	Windows	None.
Hammond	Wood		175 00	2	6x8	12x24	10	Stove	Windows	Fire department.
Hayward	Stone and iron	1885		3	10x10	25x60	6	Stove	Windows	None.
Highland	Stone and wood		350 00	3	6x6	4x6	3	Stove	Windows	Engine house.
Hillsboro	Wood	1885	130 00	2	7x9	6x11	2	Stove	Windows	None.
Horicon	Wood		200 00	2	6x8	6x8	6	Stove	Windows	None.
Hortonville	Wood	1887	300 00	2	6x6	6x14	2	Stove	Windows	None.
Hurley	Wood	1887	2,000 00	6	7x8	9x22	12	Stove	Flues	Fire department.
Hartford	Stone	1887	7,500 00	6	7x7	13x55	4	Stove	Windows	Fire department.
Independence	Wood	1886	450 00	2	7x8	18x23	2	Stove	Windows	Fire department.

Police Stations.

POLICE STATIONS—Continued.

Name of place.	Material of which constructed.	Date when constructed	Cost including additions	No. of cells.	Size of each cell (feet)	Size of outer room.	Capacity.	How heated.	How ventilated.	Safeguards against fire.
Iron River....	Wood.....	1892	\$140 00	2	6x8	5x11	10	Stove.....	Windows.....	None.
Iron Belt.....	Wood.....	1892	300 00	2	7x7	15x16	4	Stove.....	Windows.....	None.
Kaukauna.....	Brick and iron...	1888	850 00	5	4x8	7x18	5	Stove.....	Windows.....	Engine house.
Kilbourn.....	Brick and iron...	1874	600 00	2	7x7	14x16	4	Stove.....	Windows.....	None.
Kiel.....	Wood.....	1893	1,900 00	2	8x10	20x40	8	Stove.....	Windows.....	In engine house.
La Crosse No. 1	Brick and stone...	1891	City hall	6	10x20	30	Steam.....	Windows.....	Fireproof.
La Crosse No. 2	Brick and iron...	1884	En. house	4	12x12	20	Steam.....	Windows.....	Fireproof.
La Crosse (10th ward)	Brick.....	1893	500 00	2	7x9	10x12	10	Steam.....	Windows.....	Fireproof.
Lake Mills.....	Wood.....	1884	100 00	2	8x12	None	2	Stove.....	Windows.....	None.
Lake Geneva....	Wood.....	1885	800 00	2	5x7	4x14	4	Stove.....	Windows.....	City water.
La Valle.....	Wood.....	1884	150 00	2	6x8	8x12	2	Stove.....	Windows.....	None.
Lone Rock.....	Wood.....	1888	1,200 00	2	6x8	18x20	2	Stove.....	Windows.....	None.
Lodi.....	Wood.....	1880	200 00	2	5x7	7x9	2	Stove.....	Windows.....	None.
Little Chute....	Wood.....	1887	150 00	3	8x10	4x20	3	Stove.....	Windows.....	None.
Madison.....	Brick.....	1856	2,500 00	2	5x7	16x16	8	Stove.....	Windows.....	Engine house adjacent.
Manitowoc.....	Brick and iron...	500 00	4	4x8	8x12	8	Stove.....	Windows.....	Engine house adjacent.
Marshfield.....	Wood.....	1887	400 00	2	6x7	8x16	4	Stove.....	Windows.....	None.
Marathon.....	Wood.....	1885	300 00	2	10x10	20x20	4	Stove.....	Windows.....	None.
Marquette.....	Brick.....	1888	1,100 00	4	5x7	10x16	10	Stove.....	Windows.....	Engine house adjacent.
Mayville.....	Wood.....	1891	150 00	2	8x10	12x20	2	Stove.....	Windows.....	None.
Mayville.....	Wood.....	1888	50 00	1	8x12	None	10	None.....	Windows.....	None.
Montello.....	Wood.....	1874	850 00	2	6x8	2	Stove.....	Windows.....	None.
Muscoda.....	Stone.....	1872	225 00	2	6x12	5x7	3	Stove.....	Windows.....	Fireproof.
Mazomanie.....	Stone.....	1893	700 00	2	6x8	10x16	4	Stove.....	Windows.....	None.
Mellen.....	Wood.....	1885	18,000 00	2	5x7	10x15	6	Stove.....	Windows.....	In engine house.
Menasha.....	Brick and wood...	1891	150 00	1	7x11	5x11	4	Stove.....	Windows.....	Fireproof.
Monticello.....	Stone.....	1886	125 00	1	12x14	None	2	None.....	Windows.....	Fireproof.
Mt. Horeb.....	Stone.....	1889	25,000 00	3	5x8	Hall	24	Steam.....	Windows.....	Water works.
Merrill.....	Brick.....	1883	300 00	1	8x12	7x12	4	Stove.....	Windows.....	None.
Merrillan.....	Wood.....
Milwaukee "Central"	Brick, stone and iron.....	1885	37,000 00	28	5x8	Cor'dor	56	Steam.....	Direct.....	Fire department adjacent.
Milwaukee "South Side"	Brick, stone and iron.....	1891	35,000 00	28	5x8	Cor'dor	50	Steam.....	Direct.....	Watchman.

Milwaukee "N. W. Side"	Stone, brick and iron	1886	36,000 00	21	5x7	6x40	16	Steam.....	Direct.....	Fireproof.
Maiden Rock..	Wood	1892	150 00	2	6x8	6x12	2	Stove.....	Opening.....	None.
Mason.....	Wood	1894	400 00	1	10x12	30x40	1	Stove.....	Windows.....	Fire extinguisher.
Morse.....	Wood	1893	700 00	2	6x8	12x16	4	Stove.....	Wind-ws.....	None.
Mineral Point*	Stone	1	12x14	2	Stove.....	Windows.....	Grenades.
Minocqua.....	Wood	1888	275 00	2	6x8	None	4	Stove.....	Windows.....	None.
Mondovi.....	Wood	250 00	2	7x7	18x20	4	Stove.....	Windows.....	None.
Monico.....	Wood	1887	200 00	2	6x6	11x12	4	Stove.....	Windows.....	None.
Mauston.....	Stone	100 00	1	12x24	12x24	6	Stove.....	Windows.....	Fireproof.
New Glarus.....	Wood and stone.	1886	3,500 00	2	10x10	4	None.....	Windows.....	None.
Neenah.....	Brick and stone.	1884	27,000 00	4	5x9	10x20	4	Stove.....	Windows.....	In engine house.
Necedah.....	Wood and stone.	1887	1,200 00	2	6x8	50x30	4	Furnace	Windows.....	None.
Neillsville.....	Wood	1880	2	8x8	12x16	4	Stove.....	Wind-ws.....	None.
New Richm'nd	Brick	1892	200 00	2	6x7	None	2	Steam.....	Windows.....	Adjoining engine house.
New London.....	Brick and stone.	1880	2,000 00	4	7x8	8x12	8	Stove.....	Windows.....	None.
New Lisbon.....	Brick and wood.	1875	1,200 00	4	5x8	10x10	4	Stove.....	Windows.....	None.
Oconomowoc.....	Brick	1886	20,000 00	2	5x8	21x22	17	Stove.....	Windows.....	Engine house in rear.
Oshkosh.....	Stone and iron	45,000 00	11	6x8	Cor'dor	Stove.....	Shafts	Fireproof.
Ogema.....	Wood	1885	400 00	2	6x9	18x20	2	Stove.....	Windows.....	None.
Omro.....	Wood	1880	400 00	2	4x10	6x10	2	Stove.....	Windows.....	None.
Poynette.....	Wood	1892	200 00	3	6x10	5x12	4	Stove.....	Windows.....	None.
Pardeeville.....	Planks	1892	150 00	2	6x8	8x12	4	Stove.....	Windows.....	None.
Palmyra.....	Wood	1873	100 00	1	10x12	None	2	Stove.....	Windows.....	None.
Pence.....	Wood	1887	250 00	2	7x9	6x14	4	Stove.....	Windows.....	None.
Pelican Lake..	Wood	1887	200 00	2	6x7	10x14	4	Stove.....	Windows.....	None.
Pewaukee.....	Wood	1883	600 00	2	7x5	16x20	4	Stove.....	Windows.....	None.
Pittsville.....	Wood	1885	150 00	2	6x8	8x8	4	Stove.....	Windows.....	None.
Plainfield.....	Wood	1886	300 00	4	5x7	16x20	4	Stove.....	Windows.....	River adjacent.
Platteville.....	Stone and brick.	250 00	1	10x10	10x10	3	Stove.....	Windows.....	Good.
Portage.....	Brick	1891	3,000 00	4	6x7	22x25	18	Stove.....	Windows.....	None.
Peshigo.....	Wood	150 00	2	4x7	14x16	2	Stove.....	Windows.....	None.
Potosi.....	Wood	150 00	2	6x11	2	Stove.....	Windows.....	None.
Prentice.....	Wood	1887	150 00	2	6x8	6x11	2	Stove.....	Windows.....	None.
Prescott.....	Wood	1881	400 00	2	4x6	9x14	10	Stove.....	Windows.....	None.
Princeton.....	Stone and iron...	1890	800 00	2	7x9	5x14	2	Stove.....	Windows.....	Fireproof.
Plymouth.....	Stone and iron...	1887	1,600 00	2	8x8	20x30	8	Stove.....	Windows.....	None.
Randolph.....	Wood	1893	1,200 00	3	6x7	8	Stove.....	Windows.....	None.
Reedsburg.....	Brick and stone.	1888	1,000 00	3	7x5	8x18	3	Stove.....	Windows.....	Chemical engine.
Reedsville.....	Wood	1893	1,800 00	2	4x7	5x9	2	Stove.....	Windows.....	In engine house.
Rhinelanders..	Stone	1888	2,500 00	6	6x8	6x12	6	Stove.....	Windows.....	In engine house.
Rio.....	Wood	1887	300 00	2	7x8	8x14	4	Stove.....	Ventilators	Fireproof.
Rice Lake.....	Wood	1881	300 00	3	6x7	6x8	3	Stove.....	Windows.....	None.
Ripon.....	Stone	1882	1,000 00	4	5x9	9x12	12	Stove.....	Windows.....	None.
River Falls.....	Wood	1876	550 00	2	7x8	12x16	4	Stove.....	Windows.....	Fireproof.
Richland C'ter	Wood	50 00	2	7x8	2	Stove.....	Windows.....	Destroyed by fire in May, '94
Saxon.....	Wood	1883	300 00	3	5x7	14x16	6	Stove.....	Air holes	None.
									Windows.....	None.

Police Stations.


POLICE STATIONS—Continued.

Name of place.	Material of which constructed.	Date when constructed	Cost including additions	No. of cells.	Size of each cell. (feet).	Size of outer room.	Capacity.	How heated.	How ventilated.	Safeguards against fire.
Schleising'ville	Wood	1891	\$500 00	2	5x8	12x30	4	Stove.....	Windows.....	In engine house.
Seymour	Wood	1880	150 00	1	12x12		2	Stove.....	Windows.....	None.
Shawano	Wood		600 00	6	7x9	Hall	6	Stove.....	Windows.....	None.
Sheboygan	Wood and brick	1850		2	4x8		11	Stove.....	Windows.....	None.
Sharon	Wood	1882	100 00	1	5x7	8x9	1	Stove.....	Windows.....	None.
So. Superior	Wood		500 00	3	6x6	Cor'dor	8	Stove.....	Windows.....	Fire department.
Shullsburg	Wood	1880	150 00	2	6x9	10x12	2	Stove.....	Windows.....	None.
Spooner	Brick	1892	800 00	2	5x7	3x12	4	Stove.....	Windows.....	Fire department.
Sparta	Brick	1875	3,000 00	1	6x8	10x14	10	Stove.....	Windows.....	None.
Sun Prairie	Wood	1870	1,100 00	1	8x10	16x18	4	Stove.....	Hole in roof.....	In engine house.
Sauk City	Wood	1889	400 00	2	5x7	20x20	4	Stove.....	Windows.....	In engine house.
Spring Green	Wood	1879	1,400 00	2	7x8	16x18	4	Stove.....	Windows.....	In engine house.
St. Croix Falls	Hewn logs	1876	250 00	3	7x8	5x15	2	Stove.....	Windows.....	None.
Stevens Point— No. 1	Stone	1874	1,000 00	4	8x8	15x21	4	Stove.....	Windows.....	Hydrant near.
No. 2	Wood	1875	1,000 00	4	8x8	20x24	4	Stove.....	Windows.....	Hydrant near.
Sturgeon Bay..	Wood	1880	250 00	4	7x7	7x14	8	Stove.....	Windows.....	In engine house.
Stoughton....	Wood	1875	750 00	3	6x6	17x23	4	Stove.....	Windows.....	Hydrant near.
Tomahawk....	Wood	1889	200 00	2	7x14	7x14	4	Stove.....	Windows.....	None.
Three Lakes	Wood	1890	450 00	2	7x7	15x16	4	Stove.....	Windows.....	None.
Turtle Lake..	Wood	1889	75 00	3	6x8	5x12	3	None.....	None.....	None.
Tomah	Brick	1876	9,000 00	1	9x12	12x12	4	Stove.....	Windows.....	In engine house.
Trempealeau..	Stone	1872	400 00	2	8x9	8x17	4	Stove.....	Windows.....	Fire proof.
Two Rivers	Brick and wood	1872	3,000 00	2	6x10	10x14	4	Stove.....	Windows.....	None.
Upson	Wood	1887	150 00	2	7x8	12x16	4	Stove.....	Windows.....	None.
Washburn	Brick	1887	1,200 00	4	6x7		16	Stove.....	Windows.....	Fire department.
Waupun....	Stone and iron.	1879	700 00	4	2, 4x8 2, 7x8	8x12	5	Stove.....	Windows & flues	Adjoining engine house.
Wausau	Brick and stone	1884	12,000 00	4	7x15	9x33	8	Furnace.....	Windows.....	Hydrant.
Waterloo	Wood	1870	200 00	2	4x6	10x7	2	Stove.....	Windows.....	None.
Wauzeka	Wood	1890	200 00	2	8x16		4	Stove.....	Windows.....	None.
West DePere	Wood			2	5x10		4	Stove.....	Windows.....	In engine house.
West Superior	Wood		300 00	3	5x6		6	Stove.....	Windows.....	Fire department.
Weyauwega....		1872	500 00	4	7x10	4x8	4	Stove.....	Windows.....	None.
Whitewater	Stone	1879	500 00	2	6x8	10x12	4	Stove.....	Windows.....	Water works.

Statistics.

Police Stations.

Winneconne...	Wood	1870	200 00	2	10x12	12x12	6	Stove.....	Windows.....	None.
Watertown	Stone and brick..	1884	20,000 00	3	5x8	5x20	6	Stove.....	Windows.....	In engine house.
Woneoc...	Wood	1889	400 00	2	6x9	9x12	4	Stove.....	Windows.....	None.
Wixenburg...	Wood	1893	250 00	3	8x8	8x6	3	Stove.....	Windows.....	None.
Westboro'...	Wood	1893	600 00	2	6x7	7x13	8	Stove.....	Ventilator.....	None.
Whitehall	Wood	1888	200 00	1	8x11	4x11	2	Stove.....	Windows.	None.
Waunakee....	Wood	1893	600 00	2	7x10	20x30	4	Stove.....	Windows.....	None.



SIXTH BIENNIAL REPORT

OF THE

COMMISSIONER

OF

Labor, Census and Industrial Statistics

OF WISCONSIN.

1893-94.

J. DOBBS, Commissioner.

F. M. DYER,	Deputy Commissioner.
MAX A. BLUMENFELD,	Clerk.
JOHN W. ZWASKA,	Factory Inspector.
S. L. VAN ETEN,	Assistant Inspector.



MADISON, WISCONSIN:
DEMOCRAT PRINTING COMPANY, STATE PRINTER.
1894.

LETTER OF TRANSMITTAL.

BUREAU OF LABOR, CENSUS AND INDUSTRIAL STATISTICS,

MADISON, WIS., September 30th, 1894.

To His Excellency, Hon. GEO. W. PECK,

Governor of Wisconsin:

DEAR SIR—I have the honor to present to you herewith the Sixth Biennial Report of this Bureau, as required by the laws of the State of Wisconsin.

Respectfully,

J. DOBBS,

Commissioner.

TABLE OF CONTENTS.

LETTER OF TRANSMITTAL.....	Page. ii
INTRODUCTION	v
CORRECTIONS.....	viii

CHAPTER I.

PART I.

THE BUILDING TRADES.....	1 to 64
Individual Statistics.—Wages, annual earnings, etc.....	1 to 34
<i>Trade Notes.</i> —Carpentry, Masonry, Painting.....	5 to 21
<i>Employers' Statistics.</i> Rates of wages in all branches of the building trades	22 to 34
Recapitulation.....	Inset.
Comparative rates of wages in the Building Trades in thirty-seven leading cities of the United States..	35 to 63
Diagram of Building Trades.....	64

CHAPTER II.

STATISTICS OF MANUFACTURE.....	66 to 119
Daily wages classified by industries.....	66 to 102
Percentage of minor labor by industries.....	66 to 102
Diagram of daily wages.....	102
Recapitulated classification.....	103 to 105
Comparative amounts of wages paid in 1888, '89, '90, '91, '92 and '93.....	106 to 108
Per capita wages by industries.....	109 to 111
Table showing number of persons employed in Milwaukee, wages paid; number of persons employed in state outside of Milwaukee, wages paid.....	112 to 113
Record of losses by fire from 1885 to 1893.....	114 to 117
"Our annual ash heap".....	118 to 11

CHAPTER III.

PART II.

SYNOPTICAL REPORT OF INSPECTION.....	1a to 179a
Factory building improvements and new machinery added, arranged according to industries.....	180a to 185a
Factory building improvements and new machinery added, arranged according to locality.....	186a to 189a
Showing the relative importance of 24 leading branches of manufacture based upon the number of persons employed..	190a

TABLE OF CONTENTS.

	<i>Page.</i>
Aggregate wages by localities	191a to 192a
Summary of accidents	139a to 197a
Recapitulation of accidents	198a
Summary of orders issued	199a

CHAPTER IV.

Synoptical report of orders issued by Inspectors in Hotels, Public Halls, Churches, Schools, etc.....	202a to 206a
Reports of the Bureau, where sent.....	207a to 208a
Index to firms and corporations	209a to 221a
Index to correspondents	222a to 223a
Bureaux of Labor Statistics.....	224a

INTRODUCTION.

Report of the Commissioner of Bureau of Labor, Census and Industrial Statistics.

The Commissioner hereby presents and submits to the Governor and the people of the State of Wisconsin the Sixth Biennial Report. Upon an examination of the different tables of this report it will be observed that the per capita wages for the last two years do not vary much from the per capita wages of two years ago.

A large sum has been expended in this state for new machinery and large improvements have been made upon the buildings of old plants, and many new plants have been started up in our state.

This report represents about the same per cent. of the total number of workingmen in this state as my previous report represents.

THE WORK OF THE BUREAU.

Especially the work of the Bureau is increasing along the lines of increased population and enlarged development of material resources.

NEW LAWS.

At the Fortieth Session of the Legislature the following Acts were passed:

LABOR OF CHILDREN.

SECTION 1. (Chapter 109, laws of 1891.) No child under fourteen years of age shall be employed at labor or service in any mine, factory, workshop or place of public entertainment or amusement, in this state, except upon permit as hereinafter provided; but nothing herein shall interfere with or prohibit the employment of such child in the service of its parent outside of school hours.

SECTION 2. The county judge of the county wherein any child resides, may by order of record, grant a permit and deliver a copy thereof under seal, to any child over twelve years of age exempting such child from the operation of this act as to employment. Every such permit shall specify the conditions and time during which such child may be employed fixing such limitations as to said judge shall seem proper; and in determining whether such permit shall be granted, the said county judge shall consider the moral and physical condition of the child, his state of education, the necessities of the family to which such child belongs, and such other circumstances as in the discretion of the judge ought to effect the question of exemption. No charge or fee shall be required in any matter under this tion; provided, that where such child resides at a distance of more than

ten miles from the county seat, the power to grant permits herein conferred upon the county judge may, under the same limitations and with the same conditions be exercised by the mayor of the city or the president of the incorporated village in which or nearest to which said child or its parent reside.

SECTION 3. Any person, company, firm or corporation that employs or permits to be employed at work any child in violation of the foregoing provisions of this act, and any parent or other person having the control of any such child who permits such employment shall on conviction, be punished by a fine of not less than ten nor more than fifty dollars. Nothing herein shall be construed to interfere with the district attorney of any county presenting violations of this act.

SECTION 4. It shall be the duty of the commissioner of the bureau of labor, census and industrial statistics, the factory inspector and the deputy or deputies of said bureau to enforce the provisions of this act and to prosecute all violations thereof before any magistrate or any court of competent jurisdiction.

To Prevent Accidents to Employees.

SECTION 1. (Chapter 226, laws of 1891.) In every manufacturing establishment where the machinery used is propelled by steam power, communication shall be provided between each room where such machinery is placed and the room where the engineer is stationed, by means of speaking tubes or electric bells; provided, that in the judgment of the inspectors such communication is necessary.

SECTION 2. The factory inspectors shall enforce the provisions of this act, and any person, firm or corporation, being the occupant of any manufacturing establishment, or controlling the use of any building or room where machinery propelled by steam is used, violating the provisions of this act, shall be fined, not less than ten nor more than fifty dollars; but no prosecution shall be made for such violation, until thirty days after written notice by an inspector has been sent by mail to such person, firm or corporation, of any changes necessary to be made to comply with the provisions of this act, nor then, if in the meantime, such changes have been made in accordance with such notification.

SECTION 3. This act shall take effect and be in force from and after the date of its passage and publication.

A study of the Orders Issued by the Factory Inspectors will indicate the direction in which not a small part of the work of this Department lies. And it is confidently believed that no one part of the work is more directly beneficial to workingmen than is the part embraced under the head "Orders Issued."

The Sixth Report embraces the years 1893. and 1894.

INSPECTIONS.

The Inspectors John W. Zwaska, of Milwaukee and Semi L. Van Etten of La Crosse, visited and made special reports of 1899 factories; the same are now on file in this Bureau, the miscellaneous inspections, such as hotels, churches, schools, colleges, assembly and public halls, hospitals and such other buildings as came within the law, in the aggregate were 286.

The work of inspection was entered upon about the 1st of March, 1893, ending about the last of May, 1894.

The report of the inspectors is explicit and full of statistical interest, containing a minute description of the manufacturing plants in this state,

the number of employes, both male and female, also total horse power, both steam and water, number of stationary engines, boilers and kind of elevators in use. The inspectors have also made the usual record of accidents occurring in the different factories.

It will be observed by an examination of this report that there were 102,325 employes in the different factories, as reported to this Bureau, and that they received \$41,623,199 for their labor, which by an examination and comparison with the Fifth Report shows a material increase both as to men and money.

INDIVIDUAL STATISTICS.

The artisan classes have taken great interest in the Bureau as will more fully appear by the Index to Correspondents.

The reports from individual workmen are made out and returned to this office without hesitancy on their part, their remarks and trade notes as appear under the proper heading is evidence of their hearty co-operation with this department. We are convinced the Bureau gained the confidence of the workmen in the different industries by prompt and courteous correspondence, distribution of the laws, and by the circulation of the reports.

The employers manifest a readiness to furnish required information sought by the Bureau.

While the Report exhibits the industries of this state it also contains some interesting comparisons between this and other states as to wages and also between the wage-rates prevailing in different states.

No greater testimony to the value of the Reports of this department can be adduced than that furnished by a glance at the list showing the widespread demand for and distribution of them.

The Commissioner returns thanks to all persons who have in any way contributed to the data from which this report has been prepared.

J. DOBBS,
Commissioner.

CORRECTIONS.

- On page 4a, for "Frost Veneer Seating Co.," read "Frost's Veneer Seating Co."
- On page 6a, "Atlas Paper Co., Paper Mills," for "male employes" read "55;" for "female employes" read "18;" for "total employes" read "73."
- On page 11a, for "R. Conner Co., The," read "R. Connor Co., The."
- On page 17a, "Fairbanks, Morse & Co.," should appear on page 16a, following "Eureka Steam Laundry."
- On page 39a, for "Annenn J. P. Candy Co.," read "Annen J. P. Candy Co."
- On page 47a, for "Throughgood & Co.," read "Thoroughgood & Co."
- On page 79, under "GAS LIGHT," total "number of persons receiving specified wages, 397," should read "497."
- On page 84a, for "Deugenther Steam Laundry Co., The," read "DeGuenther Steam Laundry."
- On page 89a, for "Goerres, Phillipp, Barrel Works," read "Goerres, Philip, Barrel Works."
- On page 112a, for "Stillmam, E. R. & Co.," read "Stillman, E. R. & Co."
- On page 115a, "Wiener E.," should follow "Wetzel A. & Bros.," page 116a.
- On page 162a, for "Seperior Wave, The" read "Superior Wave, The."
- On page 175a, for "Castalia Bottling Wolks.," read "Castalia Bottling Works."
- On page 176a, for "Eggebracht & Hamann.," read "Eggebrecht & Hamann."

CHAPTER I.

THE BUILDING TRADES.

STATISTICS OF WAGES, ETC.

The Statistics of the Building Trades embraced in the following pages are based upon the written answers of workmen; reports of secretaries of Master Builders' Association; and personal inquiry by officers of the Bureau.

The plan of investigation is with minor changes the same as that pursued in this part of the work in preparing the Fourth and Fifth Biennial Reports. The reason for pursuing the plan followed heretofore is obvious, as statistical results to be of value must extend over a period of time, thus securing data for analysis, classification and comparison.

The following INSTRUCTIONS and accompanying sample showing how to proceed were mailed to workmen and master builders and upon replies received this chapter of the report is based.

INSTRUCTIONS.

This blank is the property of the state and should be returned, properly filled out in detail before the first day of February, 1894, in the envelope enclosed, to J. DOBBS, Commissioner, Madison, Wis., in accordance with the provisions of Chapter 247, Laws of 1885.

The blank should, as nearly as possible, be filled out in the manner and style as printed in the "Sample Report" on second page of this letter, plainly stating the trade, subdivision of the trade, or the class of labor of each workman.

The word "laborer" should only be used in case a certain workman in not regularly employed at any distinct branch of work. If he be a hod-carrier, mortar-maker, or digger, the fact should be stated.

In addition to the former statistical questions, a few questions are given on the fourth page of this letter, answers to which are expected, in order to make the Sixth Report of the Bureau valuable historically as well as statistically. Fill out only such of them upon which you have information, or a decided opinion.

If there be a way to improve the present condition of the apprentice in any of the building trades, the Bureau would like to receive your suggestions. If there are conditions

REPORT OF THE

connected with the trades which work damage to contractors, in reference to our present lien laws, or the absence of the uniformity of contract, or the relations between employers and their workmen, or the relations between the architect and the contractor, such remarks will receive close attention and be published, properly classified under their respective headings. A separate sheet of paper should be used if you desire to write at length upon any subject.

Respectfully,

J. DOBBS,

Commissioner.

F. M. DYER,

Deputy Commissioner.

Copy of report will be sent you.

We hereby certify that the following Report to the Bureau of Labor, Census and Industrial Statistics of Wisconsin is a correct statement of the wages paid to, and the number of hours worked for us, by each of the workmen named, during the year 189... to the best of our knowledge and belief.

Signature.....

SAMPLE, SHOWING HOW TO FILL OUT THIRD PAGE.

NAME OF WORKMAN	TRADE OR OCCUPATION.	Total wages paid him in 1893.	Total number of hours worked by him in 1893.	RATE OF WAGES PAID PER HOUR.	
				In summer.	In winter.
				Cents.	Cents.
William Mueller...	Stone Mason	\$586 40	1,466	40	40
Thos. Jones	Bricklayer	£02 50	1,340	37½	37½
Frank Brown.....	Hod-carrier	350 00	2,000	17½	17½
John James.....	Carpenter	335 00	1,444	22½	22½
Peter Holmes	Painter.....	600 00	300 00	20	20
Elijah Johnson....	Stone Cutter	700 12	1,867	37½	37½
Fritz Kroeger	Plasterer.....	465 22	1,551	30	30
Geo. Bischoff.....	Lather.....	362 20	1,811	20	20
Wm. Amundson....	Paperhanger.....	525 80	2,386	23	23
C. D. Bartlett	Tinsmith	445 90	2,225	20	20
Patrick Haley.....	Plumber.....	720 15	2,057	25	35
Johnnie Wicks....	Plumber's Helper ...	310 00	3,100	10	10
Christ. Behrends..	Slate Roofer.. ..	560 00	2,240	25	25
Albert Gross	Composition Roofer .	350 00	1,750	20½	20½
Cornelius Tack....	Well Digger.....	225 00	1,500	15	15
Wm. Arnolds	Awning-maker.....	345 00	1,725	20	20
John Schmidt.....	Laborer	340 00	2,260	15	15
Freddie Bird.....	Apprentice.....	120 00	3,100	4½	4
Fritz Schulz.....	Teamster.....	350 00	2,260	15½	15½
Richard Burke....	Foreman	1,220 10	2,778	45	45

3

- 1) Total amount of wages paid during the year 1893, \$.....
- (2) Amount of wages paid for labor in month of
January... .. May... .. September... ..
February..... June..... October.....
March..... July..... November.....
April..... August..... December.....
- (3) How many of your workmen commenced as apprentices with you? ..
- (4) How many apprentices have you employed in 1893?.....
- (5) Have you any system or rule of promotion of apprentices? If so, what are their earnings during the first year?.....; second year?.....; third year?..... fourth year?.....
- (6) Is it true that the best workmen in the building trades are those who served as apprentices in Europe?..
- (7) Do you experience any trouble in hiring first-class workmen?..... If so, why? ..
- (8) Do you find that the best workmen, as a rule, are those who commenced learning their trade before their eighteenth year?.....
- (9) Hours of labor, Summer..... Winter.....
- (10) If any strike has occurred among the workmen in your employ in 1893, please give particulars.
.....
.....
.....
- (11) Have any accidents occurred to workmen in your employ during 1893?.....
Please give particulars.....
.....
- (12) Please state manner of payment of wages.....
.....
.....

REPORT OF THE

Following the tables of Wisconsin statistics will be found very valuable data derived from secretaries of building associations in 29 cities of the United States. This information came in response to blanks sent to the parties whose names are appended to each report and of which the following is a copy.

REPORT.

Of the standard wages paid per hour to skilled workmen in 1893, in the several branches of the building trade of the city ofState of.....

Reported by.....to J. Dobbs, Commissioner of Labor, Census
and Industrial Statistics of Wisconsin.

CLASSIFICATION OF MECHANICS.	HOURS OF LABOR PER DAY.		WAGES PER HOUR.	
	In summer.	In winter.	In summer.	In winter.
			<i>Cents.</i>	<i>Cents.</i>
Stone masons.....				
Bricklayers.....				
Plasterers.....				
Lathers.....				
Hod carriers.....				
Carpenters—				
Rough.....				
Regular.....				
Finishers.....				
Stone cutters.....				
House painters (general).....				
Grainers.....				
Fresco.....				
Sign.....				
Paper hangers.....				
Decorators.....				
Plumbers.....				
Steam fitters.....				
Gas fitters.....				
Helpers.....				
Tinsmiths (general).....				
Roofers—				
Slate.....				
Composition.....				
Gravel.....				
Diggers.....				
General common laborers.....				

To those who have by their responses to demands made upon their time and care made this part of the report valuable, the commissioner acknowledges indebtedness.

TRADE NOTES.

CARPENTERS.

Replies to the questions: (a) How many of your workmen commenced as apprentices with you? (b) How many apprentices have you employed in 1893?

- Graf & Netcher, Baraboo—(a) Two. (b) One.
 J. S. Collingwood, Barron—(a) One.
 Vandersant & Salisbury, Burlington—(a) One. (b) One.
 Hargraves & Phifer, Edgerton—(a) One. (b) One.
 Frank Holden, Elroy—(a) One. (b) One.
 Adolph Green, Green Bay—(a) One.
 J. I. Van Vranken, Janesville—(a) Four.
 John Hunzicker, Lake Mills—(a) Six. (b) Five.
 Robert Dunlap, Merrilan—(a) One.
 Eugene F. Carter, Milwaukee—(a) One. (b) One.
 Guetzkow Bros., Milwaukee—(b) One.
 C. H. Rische & Sons, Milwaukee—(b) Three.
 John Roeder & Son, Milwaukee—(a) Four. (b) One.
 Aug. M. G. Neumann, Milwaukee—(b) One.
 E. M. Stevens, Neillsville—(a) One.
 F. G. Root, Omro—(a) All. (b) Five.
 Henry M. Jones, Oshkosh—(a) Two. (b) One.
 Mertz Bros., Oshkosh—(a) Five. (b) Three.
 Rhyner & Kitz, Oshkosh—(a) Three.
 Joseph Webster, Oshkosh—(a) One.
 Henry Kleinhammer, Platteville—(a) Two. (b) One.
 Reedsburg Building & Lumber Co.—(a) Two. (b) One.
 Burnett & Edsall, River Falls—(a) One. (b) One.
 The J. Bukholt Mfg. Co., Stevens Point—(a) Nine. (b) Four.
 G. Cnare, Waterloo—(a) Three. (b) One.

BRICKLAYERS, PLASTERERS, STONE MASONS.

Replies to the questions: (a) How many of your workmen commenced as apprentices with you? (b) How many apprentices have you employed in 1893?

- Lieberg & Wulf, Ahnapee—(a) One. (b) One.
 Dallman & Mottel, Antigo—(b) One.
 John Hackworthy, Appleton—(a) One. (b) Two.
 August Knueppel, Appleton—(a) Twelve. (b) Twelve.

REPORT OF THE

J. O. Henderson, Edgerton—(a) One. (b) One.
 Edward Henkelman, Green Bay—(a) One. (b) One.
 J. H. Tully, Kenosha - (a) Eight. (b) Two.
 John W. Klick & Son, La Crosse—(a) One.
 S. S. Booth, Portage—(a) One. (b) One.
 C. G. Knowles, River Falls—(a) One.
 J. M. Thompson, Waupun—(a) One. (b) One.

PAINTERS AND DECORATORS.

Replies to the questions: (a) How many of your workmen commenced as apprentices with you? (b) How many apprentices have you employed in 1893?

William Scheer, Appleton—(b) One.
 R. B. Duncan, Chippewa Falls—(a) One. (b) One.
 A. O. Martin, De Pere—(a) One.
 J. Thomsen, Fond du Lac—(b) Two.
 E. J. Kent & Co., Janesville—(a) Four. (b) One.
 Emil Hanske, Kiel—(a) Two. (b) Two.
 William Borngraber, Mayville—(a) Two. (b) One.
 Noerenberg & Mohns, Milwaukee—(b) Two.
 Ferd. Schmidt, Milwaukee—(a) One.
 Chas. E. Herrick, Neenah—(a) One. (b) One.
 Sylvester Allen, Omro—(a) One. (b) One.
 Henry Malkowsky, Oshkosh—(a) One.
 Chadbourne & Co, Ripon—(a) Two. (b) One.
 Theo. Dobbratz, Watertown—(a) Three.
 Chas. Krebs, Watertown—(a) Two. (b) One.
 Wm. C. Raue, Watertown—(a) Six. (b) Two.
 H. A. Propp, Wauwatosa—(a) One. (b) One.

PLUMBERS AND GAS FITTERS.

Replies to the questions: (a) How many of your workmen commenced as apprentices with you? (b) How many apprentices have you employed in 1893?

W. S. Patterson & Co., Appleton—(a) Four. (b) Six.
 N. O. Swift, Chippewa Falls—(a) One.
 J. P. Fox, Eau Claire—(a) One. (b) Two.
 Thomas & Anheuser, Green Bay—(a) One. (b) One.

McVicar Bros., Janesville--(a) Four. (b) Six.
 R. C. Yeomans, Janesville--(b) One.
 Burr Bros., Kenosha--(a) One. (b) Two.
 Geo. J. Egge, La Crosse--(b) Two.
 E. C. Mason, Madison--(a) Twelve. (b) Five.
 Louis Sountag, Sheboygan--(a) Two. (b) Three.
 Burnett & Son, Superior--(a) One. (b) Two.
 D. & F. Kusel, Watertown--(a) Two. (b) Two.
 Thomas F. Delaney, Wausau--(a) Three. (b) Two.

MARBLE, GRANITE, STONE WORKS.

Replies to the questions: (a) How many of your workmen commenced as apprentices with you? (b) How many apprentices have you employed in 1893?

A. Jenss, Appleton.--(a) Ten in fourteen years. (b) Four.
 Baraboo Paving & Roofing Works.--(a) Six.
 Lohr & Weifenbach, Milwaukee.--(a) Six. (b) Six.
 J. P. Jensen, Neenah.--(a) One. (b) One.
 Watertown Stone Co.--(a) Two. (b) Two.

TINSMITHS, HARDWARE AND SHEET-IRON WORKERS.

Replies to the questions: (a) How many of your workmen commenced as apprentices with you? (b) How many apprentices have you employed in 1893?

Cornelius Pratsch & Co., Oshkosh.--(a) Two. (b) Two.
 C. Brouillet, Sparta.--(a) Two. (b) One.
 Howell & Blakeslee, Sparta.--(a) One. (b) One.
 E. R. Honerjaeger, Watertown.--(a) One. (b) One.
 *D. & F. Kusel, Watertown.--(a) Two. (b) Two.
 Thomas F. Delaney, Wausau.--(b) One.
 Bump & Bossingham, Wauwatosa.--(a) Two. (b) Two.

* NOTE.—We have taught the sheet-metal trade to about twenty boys during our time of business, and find that boys of 15 or 16 years of age make the best mechanics. All of the boys served fully three years with us and they have all turned out to be first-class mechanics. We frequently hear of some of them, and they are all doing well, the most of them earn from \$2 to \$3 per day.

Yours truly,

D. & F. KUSEL.

CARPENTERS.

Replies to the questions: (a) Have you any system or rule of promotion of apprentices? (b) If so, what are their earnings during the first year? The second year? The third year? The fourth year?

Graf & Netcher, Baraboo—(b) First year \$18 per month. Second year \$25 per month. Third year \$30 per month.

Brillion Lumber & Mfg. Co., Brillion—(b) First year from \$13 to \$20 per month. Second year \$17 to \$26 per month.

Vandersant & Salisbury, Burlington—(b) First year \$125 per year. Second year \$150 per year. Third year \$200 per year.

Joseph Demeroe, Centralia—"First year I give them all \$1 per day and board; the second year \$1.25 per day and board; the third year \$2 per day; the fourth year \$2.25 to \$2.50 per day, depending altogether upon how quickly they learn the trade.

Hargraves & Phifer, Edgerton—"First year \$1 per day; then raise wages according to improvement.

Adolph Green, Green Bay—"No rules for apprentices."

John Hunzicker, Lake Mills—First year \$1 per day; the second year \$1.50 per day; the third year \$1.75 per day; the fourth year \$2 per day.

C. H. Rische & Sons, Milwaukee—First year 12½ cents per hour; the second year 15 cents per hour; the third year 20 cents per hour.

John Roeder, Milwaukee—First year \$5 per week; the second year \$9 per week; the third year \$12 per week.

F. G. Root, Omro—First year \$125; the second year \$150; the third year \$175.

Mertz Bros., Oshkosh—First year 10 cents per hour; the second year 12 cents per hour; the third year 15 cents per hour; the fourth year 20 cents per hour.

Rhyner & Kitz, Oshkosh—First year \$125 to \$150; the second year \$150 to \$175; the third year \$175 to \$200; the fourth year \$225.

Henry Kleinhammer, Platteville—(a) I pay them according to their ability.

Burnett & Edsall, River Falls—First year \$1.25 per day; depends wholly upon quality and advancement.

J. Bukholt Mfg. Co., Stevens Point—First year 50 cents per day; the second year \$1 per day; the third year \$1.50 per day; the fourth year \$1.75 per day.

BRICKLAYERS, PLASTERERS, STONE MASONS.

Replies to the questions: (a) Have you any system or rule of promotion of apprentices? (b) If so what are their earnings during the first year? The second year? The third year? The fourth year?

Lieberg & Wulf, Ahnapee—(b) First year \$20 and board; the second year \$40 and board; the third year \$90 and board.

Dallman & Mottel, Antigo—First year 75 cents per day; the second year \$1 to \$1.25 per day; the third year \$1.50 to \$1.75; the fourth year \$2 per day.

John Hackworthy, Appleton—First year \$1.25 per day; the second year \$1.50 per day; the third year \$2 per day; the fourth year full wages.

August Knuppel, Appleton—First year \$1.25 per day; the second year \$2 per day; the third year \$2.75 per day; the fourth year \$3.25 per day.

R. M. Turner, Beloit—First year \$1 per day; the second year \$2 per day; the third year \$3 per day; the fourth year full pay.

M. A. Bass, Chilton—(b) First year, \$1.50 per day; the second year \$2 per day; the third year \$2.50 per day; the fourth year \$3 per day.

J. O. Henderson, Edgerton—(b) First year \$1.25 per day; the second year \$1.50 per day; the third year \$1.75 per day; the fourth year \$2.25 per day.

Edward Henkelmann, Green Bay—(b) First year \$1.50 per day; the second year \$2.50 per day; the third year \$3 per day; the fourth year \$5 per day.

J. H. Tully, Kenosha—(b) First year \$1.50 per day; the second year \$2 per day; the third year \$3 per day; the fourth year \$3.50 per day. The apprentice in all trades has a hard time in many cities and towns because of the labor unions and their by-laws. I had to discharge one last summer because the union would allow only one at a time to be employed, one every six months.

John W. Klick & Son, La Crosse—(b) First year 50 cents per day; the second year \$1.25 per day; the third year \$2.80 per day; the fourth year \$3 per day.

Joseph F. Boehm, Milwaukee—First year 12 cents per hour; the second year 19 cents per hour; the third year 25 cents per hour.

S. S. Booth, Portage—First year \$1.50 per day; the second year \$2 per day; the third year \$2 per day; the fourth year \$2.50 per day.

J. M. Thompson, Waupun—(b) First year \$1 per day; the second year \$1.50 per day; the third year \$2 per day; the fourth year \$3 per day.

PAINTERS, DECORATORS.

Replies to the questions: (a) Have you any system or rule of promotion of apprentices? (b) If so, what are their earnings during the first year? The second year? The third year? The fourth year?

R. B. Fleming, Baraboo—First year \$125; the second year \$175; the third year \$225; the fourth year \$350.

R. B. Duncan, Chippewa Falls—(b) The first year \$72; the second year \$144; the third year \$216; the fourth year \$288. We do not work them in the winter season.

J. Thomsen, Fond du Lac—First year \$75; the second year \$125; the third year \$200; the fourth year \$300.

Emil Hanske, Kiel—First year \$10 per month; the second year \$12 per month.

William Borngraber, Mayville—(b) First year 10 cents per hour; the second year 15 cents per hour; the third year 20 cents per hour; the fourth year 20 cents per hour.

Noerenberg & Mohns, Milwaukee—(b) First year \$300; the second year \$400; the third year \$600.

Chas. E. Herrick, Neenah—(b) First year \$50; the second year \$100; the third year \$150.

Ed. Hill, Shawano—First year \$75; the second year \$125; the third year \$175; the fourth year \$200.

Theo. Dobbratz, Watertown—First year \$140; the second year \$275; the third year \$400; the fourth year \$600.

Chas. Krebs, Watertown—First year \$163.80; the second year \$234; the third year \$292.25; the fourth year \$351.

PLUMBERS, GAS FITTERS.

Replies to the questions: (a) Have you any system or rule of promotion of apprentices? (b) If so what are their earnings during the first year? The second year? The third year? The fourth year?

W. S. Patterson, Appleton—(b) First year \$125, the second year \$175, the third year \$360, the fourth year \$600.

J. P. Fox, Eau Claire—(b) First year \$156, the second year \$208, the third year \$260, the fourth year \$624.

McVicar Bros., Janesville—(b) \$3 to \$4 per week; the second year \$6 per week; the third year \$8 per week; the fourth year \$18 per week.

R. C. Yeomans, Janesville—(b) First year \$200, the second year \$250, the third year \$500.

Burr Bros., Kenosha—(a) Only to increase their wages as they increase in ability.

E. C. Mason, Madison—First year \$50, the second year \$150, the third year \$300.

Louis Sountag, Sheboygan—(a) No system. Salaries raised according to their learning.

Burnett & Son, Superior—(b) First year \$72, the second year \$72, the third year \$400, the fourth year \$600.

D. & F. Kusel, Watertown—(b) First year \$50, the second year \$75, the third year \$100, the fourth year from \$300 to \$450.

MARBLE, GRANITE AND STONE WORKS.

Replies to the questions: (a) Have you any system or rule of promotion of apprentices? (b) If so what are their wages during the first year? The second year? The third year? The fourth year?

A. Jenss, Appleton—(b) First year \$120; the second year \$140; the third year \$175; the fourth year \$325.

Baraboo Roofing and Paving Works, Baraboo—(a) General proficiency brings increase of wages.

Lohr & Weifenbach, Milwaukee—(b) First year \$2.50 per week; the second year \$4 to \$5 per week; the third year \$7 to \$9 per week; the fourth year \$2.70 to \$3.00 per day.

J. P. Jensen, Neenah—First year \$1.25 per day; the third year \$1.50 per day; the fourth year \$3 per day if over 17 years old when commencing to learn the trade.

Watertown Stone Co.—(b) First year \$156; the second year \$234; the third year \$312; the fourth year \$468.

TINSMITHS, HARDWARE AND SHEET-IRON WORKERS.

Replies to the questions: (a) Have you any system or rule of promotion of apprentices? (b) If so, what are their earnings during the first year? The second year? The third year? The fourth year?

Cornelius Pratsch & Co., Oshkosh—First year \$5 per week; the second year \$6 per week; the third year \$8 per week; the fourth year \$9 per week.

C. Brouillet, Sparta—First year \$50 and board; the second year \$75 and board; the third year \$100 and board; the fourth year according to progress.

Howell & Blakeslee, Sparta—(b) First year \$156; the second year \$206; the third year \$281; the fourth year \$1.50 per day.

E. R. Honerjaeger, Watertown—(b) \$40; the second year \$60; the third \$100.

Bump & Bossingham, Wauwatosa—(b) \$3 per week the first year; \$4.50 per week the second year; \$6 per week the third year; \$7 per week the fourth year.

CARPENTERS.

Replies to the questions: Is it true that the best workmen in the building trades are those who served as apprentices in Europe? (b) Do you experience any trouble in hiring first-class workmen? If so why?

Graf & Netcher, Baraboo—(a) No. (b) No, it is cheaper to hire a man who knows what to do and how to do it.

J. S. Collingwood, Barron—(a) I find that those from foreign countries who have served an apprenticeship of three to five years are the best mechanics. (b) Some. The trouble seems to be with us Americans that boys and men think it a waste of time to put in two or three years learning a trade. I have known several men who worked as helpers for carpenters one summer and the next summer they were full fledged carpenters, and even contractors.*

Brillion Lumber & Mfg. Co., Brillion. (a) No. (b) No.

Vandersant & Salisbury, Burlington—(b) No.

Joseph Demeroe, Centralia—(a) No. (b) No.

Hargraves & Phifer, Edgerton—(a) Not sure. (b) They usually have work.

Frank Holden, Elroy—(a) Not in my experience. (b) No.

William McMillan, Fifeield—(a) Yes. (b) Yes, too many botches.

Adolph Green, Green Bay—(a) Yes. (b) No.

A. Mahlgren, Hudson—(a) Do not know. (b) No.

J. I. Van Vranken, Janesville—(a) No. (b) A few have thoroughly learned the trade.

Henry Hunzicker, Lake Mills—(a) No. (b) Yes, scarce.

D. C. Buglass, Mauston—(a) Yes. (b) Yes, as a rule a man will not work at the carpenter trade until he can get nothing else to do.

W. D. Pierce, Mauston—(a) Mechanics from Europe are as a rule better workmen but much slower. In learning a trade young men of 18 or 20 years naturally take more interest than do boys of 16 years, but there are exceptions. Some serve a lifetime and are yet far from being practical

* If the law prohibited a man from taking a contract for any kind of building unless he could give references from some former contract which he had performed or references as a mechanic from former employer this would protect men who have served as apprentices.

mechanics. In my opinion the best way to encourage apprentices is to push them ahead as fast as proficiency warrants. Some are apt, some are dull. Keeping a boy at common work too long becomes monotonous; but it is best for him to learn everything thoroughly as he goes along, and when he gets through he can secure employment anywhere at the highest wages.

Robert I. Dunlap, Merrillan—(a) No. (b) Yes. A good many pick up the trade.

J. E. Davidson, Milton—(a) No. (b) No.

Eugene F. Carter, Milwaukee—(a) It is not. (b) I do not.

Guetzkow Bros., Milwaukee—(a) No. (b) Not just now.

Rische & Sons, Milwaukee—(a) No. (b) Sometimes. Many poor ones.

John Roeder & Son, Milwaukee—(a) No. (b) No.

E. M. Stevens, Neillsville—(a) No. (b) No.

O. M. Mitchell, North La Crosse—(a) No. (b) Yes, because they do not stay at one thing long enough, and all want to be contractors.

F. G. Root, Omro—(a) No. (b) No.

Henry M. Jones, Oshkosh—(a) Yes, but slow. (b) No.

Mertz Bros., Oshkosh—(a) No. (b) No.

Rhyner & Kitz, Oshkosh—(a) No. (b) No.

Henry Kleinhammer, Platteville—(a) No. (b) Yes, many assume to be workmen who have not learned the trade.

H. Dahlquist, Prentice—(a) Yes. (b) No.

Reedsburg Building & Lumber Co.—(a) No. (b) No.

Burnett & Edsall, River Falls—(a) No. (b) No.

The J. Bukholt Mfg. Co., Stevens Point—(a) No. (b) Yes, lacking first-class mechanics.

Louis G. Moran, Superior—(a) No. (b) Yes, drink.

George Cnare, Waterloo—(a) No. (b) No.

BRICKLAYERS, PLASTERERS, STONE MASONS.

Replies to the questions: (a) Is it true that the best workmen in the building trades are those who served as apprentices in Europe? (b) Do you experience any trouble in hiring first-class workmen? If so, why?

Lieberg & Wulf, Ahnapee—(a) Never. (b) No.

Dallmann & Mottel, Antigo—(b) No.

John Hackworthy, Appleton—(a) Yes. (b) No.

August Knueppel, Appleton—(a) No. (b) No.

Thomas Marks, Beloit—(a) Yes.

R. M. Turner, Beloit—(a) No. (b) No.

M. A. Bass, Chilton—(a) Yes. (b) No.

Martin Johnson, De Pere—(a) No (b) No.

J. O. Henderson, Edgerton—(a) Yes. (b) No.

M. J. Rice, Fairchild—(a) Yes. (b) No. This place is so far from the city.

Edward Henkelmann, Green Bay—(a) No. (b) No.

J. H. Tully, Kenosha—(a) No. (b) No. I think a system of manual training should be established either in the public school or in the Reformatory for boys so that they may become master mechanics and not shoe or chair makers on a half scale. Mason work and building can be learned in a manual training school as well as on a building.

John W. Klick & Son, La Crosse—(a) Yes. (b) No.

Joseph J. Boehm, Milwaukee—(a) Yes, and no, it depends upon the skill of the respective man. (b) Not now, market overfilled.

John Murray, Milwaukee—(a) Yes. (b) No.

William Ketel, Neillsville—(a) No. (b) Yes, expect more wages.

J. D. Ham, Oshkosh—(a) No, the contrary. In most instances those learning trades in Europe have to learn over again on coming here, if they wish to compete with workmen learning trades here, as they are too slow. (b) No.

Chas. Warren, Oshkosh—(b) No.

Joseph Weber, Oshkosh—(a) In some cases, not all. (b) Yes, because wages here are too low for good men. Chicago pays more.

S. S. Booth, Portage—(b) Yes, as a rule very unsteady.

Henry J. Schroeder, Reedsburg—(a) Yes. (b) Yes. Low wages.

C. G. Knowles, River Falls—(a) No. (b) Yes. They prefer to work in larger cities.

C. L. Willard, River Falls—(a) Not always. (b) No.

Carl Steimke, Watertown—(a) No. (b) No.

J. M. Thompson, Waupun—(a) No. (b) No.

PAINTERS, DECORATORS.

Replies to the questions: (a) Is it true that the best workmen in the building trades are those who served as apprentices in Europe? (b) Do you experience any trouble in hiring first-class workmen? If so, why?

William Scheer, Appleton—(a) Yes.

R. B. Fleming, Baraboo—(a) No. (b) Yes. No demand here.

R. B. Duncan, Chippewa Falls—(a) No. (b) No.

Jacob Thomsen, Fond du Lac—(a) Mostly. (b) Yes. Hard to find, and impossible to pay the wages such men demand.

E. J. Kent & Co., Janesville—(a) Yes. (b) Yes, they are not to be had.

Emil Hanske, Kiel—(a) Yes. (b) Yes. They do not like to leave the large cities.

William Borngaber, Mayville—(a) No. (b) Yes, because they do not want to work in the country.

Noerenberg & Mohns, Milwaukee—(a) No.

Ferd. Schmidt, Milwaukee—(b) Yes, because fresco painters think they know too much, and that no one can tell them anything.

Chas. E. Herrick, Neenah—(a) Don't see why they should be.

S. Allen, Omro—(a) No. (b) Sometimes, too many frauds.

Geo. C. Jewell, Rhinelander—(a) Don't know. (b) Yes, don't come here.

Chadbourne & Co., Ripon—(a) Yes. (b) No.

Ed. Hill, Shawano—(b) No.

J. A. Riley, Two Rivers—(a) No. (b) Yes, can not pay the wages.

Theo, Dobbratz, Watertown—(a) No. (b) Yes. On account of competition.

Chas. Krebs, Watertown—(a) Yes. (b) No.

William C. Raue, Watertown—(a) No. (b) No.

PLUMBERS, STEAM FITTERS.

Replies to the questions: (a) Is it true that the best workmen in the building trades are those who served as apprentices in Europe? (b) Do you experience any difficulty in hiring first class workmen? If so, why?

W. S. Patterson, Appleton—(a) No. (b) Yes, careless as to details.

N. O. Swift, Chippewa Falls—(b) No.

J. P. Fox, Eau Claire—(a) No. (b) No.

Burr Bros., Kenosha—(a) No. (b) No.

McVicar Bros., Janesville—(a) No. (b) Yes, they are drinkers and tramps.

Geo. J. Egge, La Crosse—(a) No. (b) No.

E. C. Mason, Madison—(a) Think not. (b) No.

R. C. Yeomans, Janesville—(a) Yes. (b) Yes. Dissipation and strikes.

Louis Sountag, Sheboygan—(a) No. (b) No.

Burnett & Son, Superior—(a) Yes. (b) No.

D. & F. Kusel, Watertown—(a) No. (b) Not always.

Thomas F. Delaney, Wausau—(a) No. (b) No.

MARBLE, GRANITE AND STONE WORKS.

Replies to the questions: (a) Is it true that the best workmen in the building trades are those who served as apprentices in Europe? (b) Do you experience any trouble in hiring first-class workmen? If so why?

A. Jenss, Appleton—(a) Not to my knowledge. (b) Yes, never contented with wages.

Baraboo Paving & Roofing Works.—(a) No. (b) No.

Lohr & Weifenbach, Milwaukee—(a) Do not know. (b) Yes, do not like to come west.

J. P. Jensen, Neenah—(a) No. (b) No.

C. E. Randall, Onalaska—(a) Yes. (b) No.

Watertown Stone Co.—(b) No.

TINWARE, HARDWARE AND SHEET-IRON WORKERS.

Replies to the questions: (a) Is it true that the best workmen in the building trades are those who served as apprentices in Europe? (b) Do you experience any trouble in hiring first-class workmen? If so, why?

Schlosser Bros., Eau Claire—(b) No.

Cornelius Pratsch & Co., Oshkosh—(a) No. (b) Yes, intemperance.

C. Brouillet, Sparta—(a) Not according to American work. (b) No.

Howell & Blakeslee, Sparta—(b) No.

E. R. Honerjaeger, Watertown—(a) Yes.

Bump & Bossingham, Wauwatosa—(a) Don't know. (b) Do not need to hire any as we keep a good man all of the time.

CARPENTERS.

Replies to the questions: (a) Hours of labor in summer. In winter. (b) Has any strike occurred among the workmen in your employ in 1898? (c) State manner of paying wages.

Graf & Netcher, Baraboo—(a) 10 hours; 8 hours. We mostly pay by the hour in winter. (b) We have no strikes among our workmen. If a man working for us does not like our ways or wages all he has to do is to make it known and we will adjust ways or wages if necessary, then if he is not satisfied we give him his time. We want men working for us to be satisfied that we are paying all they earn and we want them to earn all that we pay them. (c) We pay up every Saturday night.

E. R. Keller, Baraboo—(a) 10 hours; 8 hours. (c) Every week.

J. S. Collingwood, Barron—(a) 10 hours; 9 to 10 hours. (b) Not any. (c) Monthly by check on the bank of Barron. I find by close investigation that strikes are generally started by some fourth class workmen; not by first class mechanics. If a man is a superior workman he can reason with his employer and in nine out of ten cases have no trouble or cause for a strike.

Theo. Dustrude, Beloit—(a) 10 hours; 8 to 9 hours. (c) Every Saturday.

Brillion Lumber & Mfg. Co., Brillion—(a) 10 hours; 9 hours. (c) We paid as men wanted money, and settled at the end of the year.

Vandersant & Salisbury, Burlington—(a) 10 hours; 8 hours. (c) No rule in particular, only we balance with them every month.

Joseph Demeroe, Centralia—(a) 10 hours; 8 hours. (b) No strike. (c) No pay day; men get their money whenever they ask for it.

E. M. Fish & Co., Eau Claire—(a) 10 hours; 8 hours. (c) Weekly by check.

Hargraves & Phifer, Edgerton—(a) 10 hours; 8 hours. (b) Never had any such trouble with workmen. (c) Calculate to pay every week in full or part. Think workmen should be paid in full or part every week because it gives the best satisfaction.

Frank Holden, Elroy—(a) 10 hours; in winter the day varies, we work from daylight till dark. (c) There is no regularity. Some pay every Saturday night, but more employers want to wait till the job is completed. Most of the work here is done by the day.

William McMillan, Fifeild—(a) 10 hours; no work in the winter. (b) None. (c) Weekly.

Adolph Green, Green Bay—(a) 10 hours; 8 hours. (c) Wages are paid every two weeks on Monday.

Chas. Firehammer, Horicon—(c) Weekly, or when called for.

A. Malmgreen, Hudson—(a) 10 hours. (c) Weekly.

J. I. Van Vranken, Janesville—(a) 10 hours; 8 hours. (b) No strike. (c) At end of week.

John Hunzicker, Lake Mills—(a) 10 hours; 8 hours. (c) Monthly.

D. C. Buglass, Mauston—(a) 10 hours; 8 hours. (b) None. (c) Weekly.

J. E. Davidson, Miltor—(a) 10 hours; 8 hours. (c) When job is done.

Eugene F. Carter, Milwaukee—(a) 9 hours; 8 hours. (c) As a rule, I pay off every two weeks, on Monday evening, after working hours.

Guetzkow Bros., Milwaukee—(a) 10 hours; 8 to 10 hours. (b) No. (c) Every two weeks.

C. H. Rische & Sons, Milwaukee—(a) 8 hours; 8 hours. (c) Semi-monthly, by currency or check.

John Roeder & Son, Milwaukee—(a) 8 hours; 8 hours. (c) Every week, in currency.

E. M. Stevens, Neillsville—(a) 10 hours; 9 hours. (c) Paid every Saturday for the week, in cash.

O. M. Mitchell, North La Crosse—(a) 10 hours; 9 hours. (c) Every two weeks or four weeks.

F. G. Root, Omro—(a) 10 hours; 8 hours. (c) No system. I pay when I get the money.

Henry M. Jones, Oshkosh—(a) 10 hours; 8 hours. (b) No strike has occurred. (c) Regularly every Saturday night. Never let it run.

Rhyner & Kitz, Oshkosh—(a) 10 hours, 8 hours. (b) Not any. (c) Every Saturday evening.

Henry Kleinhammer, Platteville—(a) 10 hours; 8 hours. (c) Every Saturday night at 7 o'clock in office, when every workman has to give particular account of himself for the week.

H. Dahlquist, Prentice—(a) 10 hours; 8 hours. (c) By the week.

Reedsburg Building & Lumber Co.—(a) 10 hours; 8 hours. (c) When desired by the workmen.

Burnett & Edsall, River Falls—(a) 10 hours; 8 hours. (b) Nothing of the kind. We are practical builders, employ no foreman, keep time ourselves. (c) Pay every Saturday night.

J. Bukholt Mfg. Co., Stevens Point—(a) 10 hours; 9 hours. (c) Payments are partly every Saturday, and accounts balanced every month.

Louis G. Moran, Superior—(a) 10 hours; 9 hours. (b) No. (c) On the tenth or fifteenth of each month when the estimate comes.

G. Cnare, Waterloo—(a) 10 hours; 8 or 9 hours. (c) Monthly.

BRICKLAYERS, PLASTERERS, STONE MASONS.

Replies to the questions: (a) Hours of labor in summer? In winter?
 (b) *Has any strike occurred among the workmen in your employ in 1893?*
 (c) *State manner of paying wages.*

Lieberg & Wulf, Ahnapee—(a) 10 hours. (c) Pay the third of each month, retaining three days' pay.

Dallman & Mottel, Antigo—(a) 10 hours; 8 hours. (c) Every two weeks.

John Hackworthy, Appleton—(a) 10 hours; 8 hours. (b) No strike. Never had one. We have no union in this town. I think unions make strikes. (c) Every two weeks, on Monday.

August Knuepple, Appleton—(a) 10 hours; 9 hours. (c) Every two weeks.

Thomas Marks, Beloit—(a) 10 hours; 8 hours. (c) By the hour. Pay every Saturday.

R. M. Turner, Beloit—(a) 10 hours; 8 hours. (c) Cash every Saturday.

M. A. Bass, Chilton—(a) 10 hours; 9 hours. (b) None. (c) Once a month.

Martin Johnson, De Pere—(a) 10 hours per day. (c) By the hour and every two weeks.

J. O. Henderson, Edgerton—(a) 10 hours; 8 hours; (b) Everything has run peacefully. (c) I pay by checks.

M. J. Rice, Fairchild—(a) 10 hours. (c) Every Saturday.

Edward Henkelmann, Green Bay—(a) 10 hours; 10 hours. (b) Not any. (c) Every two weeks.

J. H. Tully, Kenosha—(a) 10 hours; 9 hours. (b) There were two strikes, one for \$3.50 per day and one for \$4 per day. The workmen carried the day. (c) Every Monday.

Joseph J. Boehm, Milwaukee—(a) 8 hours; 8 hours. (c) Pay every two weeks in cash.

John Murray, Milwaukee—(a) 8 hours; 8 hours. (c) Every two weeks on Monday.

J. D. Hamm, Oshkosh—(a) 10 hours; usually 8, pay by the hour. (b) No strikes. (c) Cash every Saturday evening secures best results.

Chas. Warren, Oshkosh—(b) No strikes. (c) Every Saturday night.

Joseph Weber, Oshkosh—(a) 10 hours; 8 hours. (b) No strikes. (c) Cash every Saturday night or on demand.

S. S. Booth, Portage—(a) 10 hours; 10 hours. (b) Not any. (c) Monthly by check.

C. G. Knowles, River Falls—(a) 10 hours; 8 hours. (b) No. (c) Cash every two weeks.

C. L. Willard, River Falls—(a) 10 hours; 8 hours. (c) Cash every week.

Carl Stiemke, Watertown—(a) 10 hours. (b) No strikes in this community, as everybody is well satisfied. (c) We always have and always will pay every week.

J. M. Thompson, Waupun—(a) 10 hours; 8 hours. (c) Mondays in sealed envelopes.

PAINTERS, DECORATORS.

Replies to the questions: (a) Hours of labor in summer? In winter?
(b) Has any strike occurred among the workmen in your employ in 1893?
(c) State manner of paying wages.

William Scheer, Appleton—(a) 10 hours; 8 hours. (b) No. (c) Weekly.

R. B. Fleming, Baraboo—(a) 10 hours; 7 hours. (c) Monday morning cash.

R. B. Duncan, Chippewa Falls—(a) 10 hours; 7 and 8 hours. (b) There has been none. (c) Weekly.

Edwards & Burch, Fond du Lac—(a) 10 hours; 8 hours. (c) At the end of each week.

J. Thomsen, Fond du Lac—(a) 10 hours; 8 hours. (c) Weekly.

E. J. Kent & Co, Janesville—(a) 10 hours; 8 hours. (b) None has occurred. (c) Cash Saturday night.

Emil Hanske, Kiel—(a) 10 hours; 8 hours. (c) When they ask for their pay.

William Borngraber, Mayville—(a) 10 hours; 10 hours. (c) Cash weekly.
Noerenberg & Mohns, Milwaukee—(a) 8 hours; 8 hours. (c) Every two weeks, Mondays.

Chas. Herrick, Neenah—(a) 10 hours; 10 hours. (c) Monthly cash.

S. Allen, Omro—(a) 10 hours; 8 hours. (b) Not any. (c) Usually after job is finished.

Geo. C. Jewell, Rhinelander—(a) 10 hours; 8 hours. (b) None. (c) Weekly or upon demand.

Chadbourne & Co., Ripon—(a) 10 hours; 8 hours. (c) They draw on us Saturdays for what they want.

J. A. Riley, Two Rivers—(a) 10 hours. (c) Weekly payments of \$5 or \$10 and settlement at end of season.

Theo. Dobbratz, Watertown—(a) 10 hours; 8 and 9 hours. (c) Weekly.

Chas. Krebs, Watertown—(a) 10 hours; 9 hours. (c) By the week.

William C. Raue, Watertown—(a) 10 hours; winter season varies from 6 to 8 hours. (c) Payment in full every Saturday night unless men desire to draw less.

H. A. Propp, Wauwatosa—(a) 10 hours; no definite number in winter. (c) Every Saturday unless I am unable to make collections.

PLUMBERS, STEAM FITTERS.

*Replies to the questions: (a) Hours of labor in summer? In winter?
(b) Has any strike occurred among workmen in your employ in 1893?
(c) State manner of paying wages.*

W. S. Patterson, Appleton—(a) 10 hours; 8 hours. (c) Every Monday.

J. P. Fox, Eau Claire—(a) 10 hours; 8 hours. (b) None whatever. (c) Pay cash or check on bank every week.

McVicar Bros., Janesville—(a) 10 hours; 8 hours. (c) Every Saturday evening.

R. C. Yeomans, Janesville—(a) 10 hours; 9 hours. (b) no strikes, but men are affected by strikes elsewhere.

Burr Bros., Kenosha—(a) 10 hours; 10 hours. (c) Sometimes cash, sometimes check every Saturday night.

E. C. Mason, Madison—(a) 10 hours; 8 hours. (b) None occurred. (c) Every Saturday at end of day's work.

Louis Sonntag, Sheboygan—(a) 10 hours; 8 hours. (b) No dissatisfaction among men. (c) Plumbers, weekly; laborers, every two weeks.

Burnett & Son, Superior--(a) 8 hours; 8 hours. (c) Weekly payments by check.

D. & F. Kusel, Watertown--(a) 10 hours; 9 hours. (b) None, we have never had any trouble with our workmen. (c) Pay every Saturday evening.

Thomas F. Delaney, Wausau--(a) 10 hours; 10 hours. (c) Every Saturday:

MARBLE, GRANITE, STONE WORKS.

Replies to the questions: (a) Hours of labor in summer? In winter? (b) Has any strike occurred among workmen in your employ in 1893? (c) State manner of paying wages.

A. Jenss, Appleton--(a) 10 hours; 8 hours. (c) Some paid weekly and some paid monthly.

Baraboo Paving & Roofing Works--(a) 10 hours. (b) None. (c) Weekly in cash.

Lohr & Weifenbach, Milwaukee - (a) 9 hours; 7 to 8 hours. (b) No strikes. (c) Every week.

J. P. Jensen, Neenah--(a) 10 hours; 8 hours. (c) Every two weeks, on Saturday nights cash in full.

Watertown Stone Co.--(a) 10 hours; 8 hours. (c) Cash weekly payments.

Story Bros, Wauwatosa--(a) 10 hours; 8 hours. (b) None. (c) Weekly in cash.

TINSMITHS, HARDWARE AND SHEET IRON WORKERS.

Replies to the questions: (a) Hours of labor in summer? In winter? (b) Has any strike occurred among workmen in your employ in 1893? (c) State manner of paying wages.

Schlosser Bros., Eau Claire--(a) 10 hours, 8 hours. (c) Weekly in hard cash.

Cornelius Pratsch & Co., Oshkosh--(a) 10 hours; 10 hours. (b) No. (c) Every Saturday.

C. Brouillet, Sparta--(a) 10 hours; 10 hours. (b) Not any. (c) Weekly.

Howell & Blakeslee, Sparta--(a) 10 hours; 10 hours. (c) Cash weekly.

E. R. Honerjaeger, Watertown--(a) 10 hours; 8 hours, or according to business. (c) Every three months \$10.

Bump & Bossingham, Wauwatosa--(a) 10 hours; 9 to 10 hours. (b) None. (c) Weekly.

THE BUILDING TRADES.

EMPLOYERS' STATISTICS.

TABLE I.—Showing the different rates of wages per hour in all branches of the building trades. Representing

BRICKLAYERS.

LOCATION.	Number of bricklayers	NUMBER OF BRICKLAYERS WORKING AT THE DIFFERENT RATES PER HOUR, HERE SPECIFIED.					
		40 cts.	35 cts.	32½ cts.	30 cts.	25 cts.	20 cts.
Ahnapee	1					1	
Antigo	1		1				
Appleton	6			1	5		
Beloit	10	1	5		4		
Burlington	2		1				
Centralia	2					2	
Edgerton	4				4		
Fond du Lac	3				1	2	
Green Bay	1				1		
Horicon	2		2				
Kenosha	12	4	4	1	2	1	
La Crosse	5	5					
Milwaukee*	12	5*	7				
Neillsville	2					1	1
New Richmond	1		1				
Omro	1				1		
Oshkosh	5			3	1		
Pittsville	2		2				
Reedsburg	2					1	1
River Falls	1			1			
Watertown	4					3	1
Waupun	2	2					
Totals	81	17	25	6	19	11	3

* NOTE.—Milwaukee reports five bricklayers who receive 42½ cts. per hour.

STONE MASONS.

LOCATION.	Number of stone- masons.	NUMBER OF STONE-MASONS WORKING AT THE DIFFERENT RATES PER HOUR, HERE SPECIFIED.						
		40 cts.	35 cts.	32½ cts.	30 cts.	27½ cts.	25 cts.	20 cts.
Ahnapee.....	2						1	1
Appleton.....	7				6		1	
Baraboo.....	3					2	1	
Beloit.....	9		5		4			
Centralia.....	2				1	1		
Chilton.....	2		1		1			
De Pere.....	4				4			
Edgerton.....	5						1	4
Fond du Lac.....	2				1			1
Green Bay.....	2				2			
Horicon.....	3				3			
Kenosha.....	11	4	4	1	2			
Lake Mills.....	2				2			
Mauston.....	2	1					1	
Merrillan.....	2						1	1
Milton.....	3					2	1	
Milwaukee.....	14	7	4	3				
Neillsville.....	4				2		1	1
New London.....	2		2					
Omro.....	1						1	
Onalaska.....	4				1	3		
Oshkosh.....	13		5		3	4	1	
Pittsville.....	2						1	1
Portage.....	2		1		1			
Reedsburg.....	2							2
River Falls.....	5				2		1	2
Sun Prairie.....	2						2	
Totals.....	112	12	22	4	35	12	14	13

PLASTERERS.

LOCATION.	Number of plasterers.	NUMBER OF PLASTERERS WORKING AT THE DIFFERENT RATES PER HOUR, HERE SPECIFIED.						
		40 cts.	35 cts.	30 cts.	27½ cts.	25 cts.	22½ cts.	20 cts.
Ahnapee	2					1		1
Antigo	2		2					
Appleton	5				4	1		
Baraboo	2		1	1				
Beloit	7		3	4				
Burlington	2		2					
Centralia	2			1		1		
Chilton	2		1		1			
De Pere	4			4				
Edgerton	2			1		1		
Fairchild	4					4		
Fond du Lac	2			1		1		
Horicon	5		2	2			1	
Kenosha	10	4	4	2				
Lake Mills	3			2			1	
Mauston	3	1				2		
Merrillan	2					1	1	
Milton	2		2					
Milwaukee	6	4	1				1	
Neillsville	7		1	1	1	3		1
New Richmond	2			1	1			
Oshkosh	8			3	1	3	1	
Reedsburg	2			1				1
River Falls	3	1	1	1				
Sun Prairie	4					2	2	
Waupun	4		2					2
Totals	97	10	22	25	8	20	7	5

STONE CUTTERS.

LOCATION.	Number of stone cutters	NUMBER OF STONE-CUTTERS WORKING AT THE DIFFERENT RATES PER HOUR, HERE SPECIFIED.										
		50 cts.	40 cts.	35 cts.	32½ cts.	30 cts.	27½ cts.	25 cts.	22½ cts.	20 cts.	17½ cts.	15 cts.
Ahnapee.....	2							1	1			
Appleton.....	11			1		6		1	3			
Baraboo.....	7			4		2		1				
Beloit.....	6		1		3	2						
Centralia.....	3					2						
Chilton.....	2			1		1					1	
Edgerton.....	3					3						
Fond du Lac..	4					1	1	1			1	
Green Bay.....	2						1	1				
Horicon.....	2					2						
Kenosha.....	5			4		1						
Lake Mills.....	2					2						
Mauston.....	2					1						
Milton.....	2					1		1				
Milwaukee.....	51	15	30			2	1	1		2	1	
Neenah.....	6					6		1				
Neillsville.....	2											
Omro.....	2						1	1		1		
Onalaska.....	2					2		1				
Oshkosh.....	11			4		6						
Pittsville.....	2			2				1				
Portage.....	2			1		1						
Reedsburg.....	2						1	1				
River Falls.....	2			1		1						
Watertown.....	7							3		2		2
Totals.....	142	15	31	18	3	41	5	15	4	5	3	2

HOD CARRIERS.

LOCATION.	Number of hod carriers.	NUMBER OF HOD CARRIERS WORKING AT THE DIFFERENT RATES PER HOUR, HERE SPECIFIED.					
		22½ cts.	20 cts.	17½ cts.	15 cts.	13½ cts.	12½ cts.
Ahnapee ..	2				2		
Antigo ..	2				2		
Appleton ..	14			2	12		
Barron ..	3				2	1	
Beloit ..	16			2	10	3	1
Centralia ..	3				3		
De Pere ..	3				3		
Edgerton ..	7				4	3	
Elroy ..	2			2			
Fairchild ..	4						4
Fond du Lac ..	6				6		
Green Bay ..	2				2		
Horicon ..	4				4		
Kenosha ..	16				16		
La Crosse ..	13			1	12		
Lake Mills ..	2				2		
Madison ..	6				6		
Mauston ..	3				3		
Merrillan ..	2				2		
Milwaukee ..	19	2	3	13	1		
Neillsville ..	9				9		
Omro ..	2				2		
Oshkosh ..	17			1	16		
Pittsville ..	2				2		
Portage ..	6			6			
Reedsburg ..	2					2	
River Falls ..	2			2			
Sun Prairie ..	2				2		
Superior ..	3			3			
Watertown ..	1				1		
Waupun ..	2				2		
Totals ..	177	2	3	32	126	9	5

MORTAR MIXERS.

LOCATION.	Number of mortar mixers.	NUMBER OF MORTAR MIXERS WORKING AT THE DIFFERENT RATES PER HOUR, HERE SPECIFIED.			
		20 cts.	17½ cts.	15 cts.	12½ cts.
Ahnapee.....	10			10	
Antigo.....	7			7	
Appleton.....	19		4	15	
Beloit.....	17			17	
Brillion.....	2				2
De Pere.....	4		3		
Eau Claire.....	12		2	7	
Edgerton.....	10			10	
Fairchild.....	4				4
Fond du Lac.....	5			4	1
Green Bay.....	7		3	1	3
Horicon.....	4				4
Hudson.....	5			5	
Kenosha.....	17		8	9	
La Crosse.....	14		5	6	3
Lake Mills.....	3			3	
Madison.....	9		1	8	
Marquette.....	4			3	1
Mauston.....	3			2	1
Merrillan.....	2			2	
Milwaukee.....	12		10	2	
Neillsville.....	9			9	
Omro.....	2		1	1	
Oshkosh.....	11	1	1	7	1
Pittsville.....	3			2	1
Portage.....	6		6		
Reedsburg.....	3			2	1
River Falls.....	8	2		5	1
Stevens Point.....	7		2	2	
Sun Prairie.....	2				
Superior.....	4	2	2		
Waterloo.....	2			2	
Watertown.....	5		1	4	
Waupun.....	2			2	
Totals.....	234	5	49	153	27

CARPENTERS.

LOCATION.	Num- ber of car- penters	NUMBER OF CARPENTERS WORKING AT THE DIFFERENT RATES PER HOUR, HERE SPECIFIED.										
		35 cts.	30 cts.	27½ cts.	25 cts.	22½ cts.	20 cts.	17½ cts.	16½ cts.	15 cts.	12½ cts.	10 cts.
Antigo.....	4					2	2					
Appleton.....	16	1			1	3	5	3		3		
Baraboo.....	17					5	7	4		1		
Barron.....	5				3	1	1					
Beloit.....	11						3	3	1	3	1	
Brillion.....	19							1	5	9	4	
Burlington.....	5							4			1	
Centraia.....	8					8						
Eau Claire.....	17				1		14	2				
Edgerton.....	13						5	6	1			1
Elroy.....	2							1		1		
Fifield.....	6				2	2	2					
Horicon.....	8								2	4	2	
Hudson.....	10				3	4	2			1		
Janesville.....	6	1			1		3	1				
Kenosha.....	7		2		2			3				
La Crosse.....	22	2			11	4	1	1	2	1		
Lake Mills.....	9				1	4	4					
Marshfield.....	2					1	1					
Mauston.....	4		1		2		1					
Merrillan.....	3						3					
Milton.....	2						2					
Milwaukee.....	94	6	12	15	35	7	8					10
Neillsville.....	9					2	2	4		1		
Omro.....	4				1		1	2				
Oshkosh.....	36	1			2	17	11	3		1		1
Pittsville.....	3						3					
Platteville.....	12						8	2		2		
Prairie du Chien	2				2							
Prentice.....	5							5				
Reedsburg.....	20					1	6	3	2	2	5	1
River Falls.....	3				2	1						
Stevens Point..	16						11	1		2	2	
Sun Prairie.....	4		2		2							
Waterloo.....	11				1	3	1	1		5		
Waupun.....	2		1				1					
Totals.....	417	11	18	15	72	65	108	50	13	37	15	13

HOUSE PAINTERS.

LOCATION.	Number of house painters.	NUMBER OF HOUSE PAINTERS WORKING AT THE DIFFERENT RATES PER HOUR HERE SPECIFIED.								
		30 cts.	27½ cts.	25 cts.	22½ cts.	20 cts.	17½ cts.	15 cts.	13½ cts.	10 cts.
Antigo	2			1	1					
Baraboo ..	2			1		1				
Chippewa F ^{ls} ..	7			2		5				
Darlington ...	2	1		1						
De Pere.	3			2	1					
Eau Claire ...	3		1							
Fond du Lac. .	11					1	1			
Fort Atkinson	3			3	1	1	5			
Green Bay	3			1		1	1	1		
Janesville	12			1	1	1				
Kiel	2			1		8	2	1		
La Crosse	9	4	2				1	1		
Lake Mills	3			3						
Mayville	2					3			4	
Merrillan	3			1		1	1			
Milwaukee	51	11	6	10	7	2	1			
Onro.	4					4	1	1		1
Oshkosh	9	3	1			3	1			
Pi tsville	3			1	3	2	1	1	1	
Reedsburg	3					2				
Rhineland.	3			4	1					
Ripon.	5			2		3		2		
Shawano	2					1		1		1
Two Rivers.	3							2		
Watertown.	41			2		2	7		1	
Waupac. a	3					2	1	21	4	5
Wauwatosa.	8			1	2	2		3		
Totals	212	19	10	36	16	47	23	44	10	7

REPORT OF THE

GRAINERS.

LOCATION.	Number of grainers.	NUMBER OF GRAINERS WORKING AT THE DIFFERENT RATES PER HOUR, HERE SPECIFIED.						
		30 cts.	27½ cts.	25 cts.	22½ cts.	20 cts.	17½ cts.	15 cts.
Baraboo.....	3			2		1		
Chippewa Falls.....	3			2		1		
Darlington.....	3	1					1	1
De Pere.....	2			1				1
Fond du Lac.....	6			3				3
Green Bay.....	2				1	1		
Janesville.....	5	1	1	1				2
Kenosha.....	5	3	1			1		
La Crosse.....	9	4	1		3			1
Lake Mills.....	2			1			1	
Mayville.....	2				1	1		
Milwaukee.....	23	4	4	5				10
Omro.....	3					2		1
Oshkosh.....	12	2	3	1	2			4
Rhinelanders.....	6			3				3
Ripon.....	4			2				2
Sun Prairie.....	4					2		2
Watertown.....	18			1		1	7	9
Waupaca.....	3						2	1
Wauwatosa.....	8				2	2		4
Totals.....	123	15	10	22	9	12	11	44

SIGN PAINTERS.

LOCATION.	Number of sign painters.	NUMBER OF SIGN PAINTERS WORKING AT THE DIFFERENT RATES PER HOUR, HERE SPECIFIED.						
		50 cts.	30 cts.	27½ cts.	25 cts.	22½ cts.	20 cts.	15 cts.
Chippewa Falls.....	4				2			2
Appleton.....	5		2	2		1		
De Pere.....	2				2			
Fond du Lac.....	4				3		1	4
Janesville.....	6		1		2	1		2
Lake Mills.....	2				1			1
La Crosse.....	7	2	2	1		1	1	
Milwaukee.....	22	3	4	2	5			8
Oshkosh.....	7		1	3		1	1	1
Rhinelanders.....	6				3			3
Ripon.....	4				2			2
Watertown.....	7		3	2				2
Wauwatosa.....	3				1	2		
Totals.....	83	5	13	10	21	6	3	25

DECORATORS.

LOCATION.	Number of decorators.	NUMBER OF DECORATORS WORKING AT THE DIFFERENT RATES PER HOUR, HERE SPECIFIED.					
		50 cts.	40 cts.	35 cts.	30 cts.	27½ cts.	25 cts.
Appleton	2	2
Beloit	1	1
Janesville	2	2
Fond du Lac	2	1	1
La Crosse	4	2	2
Milwaukee	15	3	2	5	3	2
Oshkosh	9	3	1	1	4
Totals	35	3	7	13	4	3	5

FRESCO PAINTERS.

LOCATION.	Number of fresco painters.	NUMBER OF FRESCO PAINTERS WORKING AT THE DIFFERENT RATES PER HOUR, HERE SPECIFIED.				
		50 cts.	40 cts.	35 cts.	30 cts.	25 cts.
Appleton	3	2	1
Janesville	2	1	1
La Crosse	4	2	2
Milwaukee	9	1	1	3	4
Oshkosh	2	1	1	1
Watertown	2	1	1
Totals	23	1	4	9	7	2

PLUMBERS.

LOCATION.	Number of plumbers.	NUMBER OF PLUMBERS WORKING AT THE DIFFERENT RATES PER HOUR, HERE SPECIFIED.							
		45 cts.	40 cts.	35 cts.	30 cts.	27½ cts.	25 cts.	20 cts.	15 cts.
Appleton...	4	2	2
Chippewa Falls...	2	1	2
Eau Claire.....	7	1	1	1	2	1	3
Green Bay.....	3	1
Janesville.....	8	3	2	2	1
Kenosha.....	7	1	3	2	1
La Crosse.....	12	4	2	5	1
Madison.....	9	1	1	3	4
Milwaukee.....	35	5	7	12	5	6
Oshkosh.....	13	1	7	2	1	2
Racine.....	6	3	2	1
Sheboygan.....	12	1	4	3	1	2	1
Superior.....	6	1	2
Watertown.....	5	4	3	1	1
Wauwatosa.....	4	3	1
Totals. . . .	133	5	10	43	26	9	19	10	11

PLUMBERS' HELPERS.

LOCATION.	Number of plumbers' helpers.	NUMBER OF PLUMBERS' HELPERS WORKING AT THE DIFFERENT RATES PER HOUR, HERE SPECIFIED.						
		17½ cts.	15 cts.	12½ cts.	10 cts.	7½ cts.	6 cts.	5 cts.
Appleton.....	7	1	1	1	1	3
Eau Claire.....	9	1	1	1	6
Kenosha.....	5	1	2	2
La Crosse.....	8	1	1	3	1	1	1
Madison.....	3	1	1	1
Milwaukee.....	23	3	4	7	1	2	6
Oshkosh.....	8	1	2	2	1	1	1
Racine.....	5	1	2	1	1
Sheboygan.....	6	1	2	1	2
Superior.....	4	1	1	1	1
Watertown.....	4	2	1	1
Wauwatosa.....	4	1	1	1	1
Totals.....	86	5	9	23	14	6	13	16

STEAM AND GAS FITTERS.

LOCATION.	Number of steam and gas fitters.	NUMBER OF STEAM AND GAS FITTERS WORKING AT THE RATES PER HOUR, HERE SPECIFIED.										
		40 cts.	35 cts.	30 cts.	27½ cts.	25 cts.	22½ cts.	20 cts.	17½ cts.	15 cts.	12½ cts.	10 cts.
Appleton...	13	1	2	1	1	1	1	1	5
Eau Claire	14	1	1	2	1	1	5	1	3
Janesville...	7	1	2	1	1	1	1	1
Kenosha...	7	2	1	1	3
La Crosse...	22	2	3	4	4	1	8
Madison...	15	1	1	1	5	1	8
Milwaukee...	74	3	2	10	7	12	3	7
Oshkosh...	30	1	1	6	5	3	4	33
Sheboygan...	1	1	14
Watertown...	22	1	5	1	3	12
Totals....	205	7	10	31	18	27	2	12	6	5	2	85

TINSMITHS.

LOCATION.	Number of tinsmiths	NUMBER OF TINSMITHS WORKING AT THE DIFFERENT RATES PER HOUR, HERE SPECIFIED.							
		30 cts.	27½ cts.	25 cts.	22½ cts.	20 cts.	17½ cts.	15 cts.	10 cts.
Antigo	4	1	1	2
Baraboo	4	1	1	2
Darlington...	2	2
Fond du Lac...	3	1	2
Ft. Atkinson...	2	1	1
Janesville	7	2	1	3
Lake Mills	3	1	2
Merrillan	2	1	1
Milwaukee...	16	12	4
Omro	3	1	2
Oshkosh	12	3	1	3	1	3	1
Watertown...	9	1	2	1	3	1	1
Totals	67	22	9	13	4	8	6	3	2

LABORERS.

LOCATION.	Number of laborers.	NUMBER OF LABORERS WORKING AT THE DIFFERENT RATES PER HOUR, HERE SPECIFIED.					
		20 cts.	18 cts.	17½ cts.	16 cts.	15 cts.	12½ cts.
Ahnapee.....	11					10	1
Antigo.....	8					5	3
Appleton.....	19			1	1	10	7
Baraboo.....	9			2		3	4
Barron.....	3					2	1
Beloit.....	20				1	17	2
Berlin.....	7					4	3
Brillion.....	4					2	3
Burlington.....	4					3	2
Centralia.....	4					4	1
Eau Claire.....	15					14	1
Edgerton.....	5					4	1
Elroy.....	3					1	2
Fairchild.....	5					1	4
Field.....	6			3		3	
Fond du Lac.....	4					1	3
Green Bay.....	4		3			1	
Horicon.....	10					6	4
Hudson.....	5					1	4
Janesville.....	15			1		14	
Kenosha.....	4					4	
La Crosse.....	19	4		2		12	1
Lake Mills.....	4					4	
Madison.....	8					8	
Marinette.....	5					4	1
Marshfield.....	8					7	1
Mauston.....	6					5	1
Merrillan.....	3					3	
Milton.....	3					3	
Milwaukee.....	52	1	2	2	10	30	7
Neillsville.....	13					9	4
Omro.....	6					2	4
Oshkosh.....	26		1	2	2	16	5
Pittsville.....	6					4	2
Portage.....	7			6		1	
Prairie du Chien.....	13					7	6
Prentice.....	3					2	1
Racine.....	22			2		9	11
Reedsburg.....	5					1	4
River Falls.....	9	2			1	5	1
Sheboygan.....	27			3		21	3
Stevens Point.....	10				2	6	2
Sun Prairie.....	3					2	1
Superior.....	7					2	5
Waterloo.....	2					1	2
Watertown.....	5					3	1
Waupun.....	3					2	
Totals.....	441	7	6	24	17	279	107

TABLE III.—RECAPITULATION.

TRADES.	Number Reported.	Number of men in each subdivision of the building trades working at the different rates per hour here specified.																					
		50 cts.	45 cts.	42½ cts.	40 cts.	37½ cts.	35 cts.	32½ cts.	30 cts.	27½ cts.	25 cts.	22½ cts.	20 cts.	18 cts.	17½ cts.	16¾ cts.	15 cts.	13½ cts.	12½ cts.	10 cts.	7½ cts.	6 cts.	5 cts.
Bricklayers	81	5	17	25	6	19	11	3
Carpenters.....	417	11	18	15	72	65	108	50	13	37	15	13
Decorators.....	35	3	7	13	4	3	5	
Fresco Painters	23	1	4	9	7	2	
Gas and Steam fitters	205	7	10	31	18	27	2	12	6	5	2	85
Grainers	123	15	10	22	9	12	11	44	
Hod carriers.....	177	2	3	32	126	9	5	
House painters	212	19	10	16	47	23	44	10	7	
Laborers.....	441	36	7	24	17	279	107	
Lathers.....	6	6	
Mortar mixers.....	234	5	49	153	27	
Plasterers	97	10	22	25	8	20	7	5	
Plumbers and helpers	219	5	10	43	26	9	19	10	5	24	23	14	6	13	16
Sign painters.....	83	5	13	10	21	6	3	
Stone cutters.....	142	15	31	18	3	41	5	15	4	5	3	2	
Stone masons.....	112	12	22	4	35	12	14	13	
Tinsmiths.....	67	22	9	13	4	8	6	3	2	
Totals.....	2,674	24	5	5	98	173	13	275	109	277	115	241	6	209	30	742	19	179	121	6	13	16

ATLANTA, GEORGIA.

Report of the standard wages paid per hour to skilled workmen, in 1893, in the several branches of the building trades. Reported by F. A. Pittman.

CLASSIFICATION OF MECHANICS.	HOURS OF LABOR PER DAY.		Wages per hour.	Wages in Milwaukee.
	In Summer.	In Winter.		
Stone Masons	9	9	cts. 40	cts. 40
Bricklayers	10	9	30	40-45
Plasterers	10	9	25	35-40
Lathers	10	9	20	20-25
Hod Carriers	10	9	7½	22½
Carpenters:				
Rough	10	9	12	22½-25
Regular	10	9	17½	25
Finishers	10	9	22	27½-30
Stone Cutters	9	9	40	50
House Painters	10	9	20	25-30
Grainers	10	9	22½	30-35
Fresco	10	9		
Sign	10	9		
Plumbers	10	10	30	25
Steam Fitters	10	10	30	35
Gas Fitters	10	10	10	80
Helpers	10	10	20	
Tinsmiths	10	10	20	25-30
Roofers:				
Slate	10	10	25	25
Composition	10	10	15	20-25
Gravel	10	10	15	20-25
General common labor	10	10	7½	15

REMARKS.—Wages per hour the same in winter as in summer. Almost any of the above can be secured at present at 50 per cent. off the above prices, so great is the demand for work.

General rate for Atlanta, per hour. 21.3 cents.
 General rate for Milwaukee, per hour. 29.6 cents.

BUFFALO, NEW YORK.

Report of standard wages paid per hour and day to skilled workmen, in 1893, in the several branches of the building trades. Reported by J. C. Almendinger, Secretary Builders' Association.

CLASSIFICATION OF MECHANICS.	HOURS OF LABOR PER DAY.		Wages per hour and day.	Wages in Milwaukee.
	In Summer.	In Winter.		
Stone Masons.....	9	9	36 cts.	40 cts.
Bricklayers.....	9	9	36	40-45
Plasterers.....	9	8	33	35-40
Lathers *.....	9	9	16	22½
Hod Carriers.....				
Carpenters:—				
Rough.....	9	9	20	22½-25
Regular.....	9	9	23	25
Finishers.....	9	9	25-28	2½-30
Stone Cutters.....	8	8	44	50
House Painters.....	9	8	35	23-30
Grainers.....	9	8	33	30-35
Fresco.....	9	8	27½	
Sign.....	9	8	27½	
Paperhangers*.....				25-30
Decorators.....	9	8	33	40
Plumbers.....	9	8	\$3 00	35
Steam Fitters.....	9	9	3 00	35
Helpers.....	9	9		
Tinsmiths.....	9	9	2 25	25-30
Roofers:—				
Slate.....	10		3 00	25
Composition.....	10	9	20	20-25
Gravel.....	10	9		20-25
Diggers.....	10		1 50	15
General common labor.....	10	9	16½	15

REMARKS.—* Lathers work by the yard, at 2 cents a yard. Paper hangers receive pay by the roll. This is a copy of my annual report to this Exchange and the National Association of Builders.

General rate for Buffalo, per hour.....28.6 cents.
General rate for Milwaukee per hour.....29.6 cents.

BUTTE, MONTANA.

Report of the standard wages paid per hour to skilled workmen, in 1893, in the several branches of the building trades. Reported by Joseph Campeau.

CLASSIFICATION OF MECHANICS.	HOURS OF LABOR PER DAY.		Wages per hour.	Wages in Milwaukee.
	In Summer.	In Winter.		
Stone Masons	9	8	cts. 67	cts. 40
Bricklayers	9	8	67	40-35
Plasterers	8	8	75	35-40
Lathers	10	8	40	20-25
Hod Carriers	9	8	45	22½
Carpenters—				
Rough	9	8	40	22½-25
Regular	9	8	50	25
Finishers	9	8	50-55	27½-30
Stone Cutters	9	8	67	50
House Painters	9	8	45	25-30
Grainers	9	8	50	30-35
Fresco	9	8	50-55
Sign	10	8	50-55
Paperhangers	9	8	45-55	25-30
Decorators	9	8	50-55	40
Plumbers	8	8	50-55	35
Steam Fitters	8	8	50-55	35
Gas Fitters	8	8	45-50	30
Helpers	10	8	15-20
Tinsmiths	10	10	45	25-30
Roofers—				
composition	10	8	35	20-25
gravel	10	8	40	20-25
Diggers	10	10	35	15
General common labor	10	10	30	15
Miners	10	10	35

REMARKS—Wages per hour the same in summer as in winter. These prices are paid summer and winter, but unfortunately we work only six months in the year; taking the year round would cut the wages one half. There is but little work done in winter except repairing.

General rate for Butte, per hour..... 47.5 cents.
General rate for Milwaukee per hour..... 29.6 cents.

CHARLESTON, SOUTH CAROLINA.

Report of the standard wages paid per day to skilled workmen, in 1893, in the several branches of the building trades. Reported by John F. Ficken, Mayor.

CLASSIFICATION OF MECHANICS.	HOURS OF LABOR PER DAY.		Wages per day.	Wages in Milwaukee.
	In Summer.	In Winter.		
Stone Masons.....	10	10	\$3-\$4.00	\$3.20
Bricklayers.....	10	10	2.50-3.00	3.20-3.60
Plasterers.....	10	10	1.75	2.80-3.20
Lathers.....	10	10	1.75	1.60-2.00
Hod Carriers.....	10	10	1.25	1.75
Carpenters—				
rough.....	10	10	1.25	1.80-2.00
regular.....	10	10	1.75	2.00
finishers.....	10	10	2.25	2.20-2.40
Stone Cutters.....	10	10	3.00-4.00	4.00
Grainers.....	10	10	2.00-2.50	2.40-2.80
Fresco.....	10	10	3.00-4.00
Sign.....	10	10	2.25
Paperhangers.....	10	10	2.00	2.00-2.40
Decorators.....	10	10	2.00	3.20
Plumbers.....	10	10	3.00	2.80
Steam Fitters.....	10	10	3.00	2.80
Gas Fitters.....	10	10	3.00	2.40
Helpers.....	10	10	1.50
Tinsmiths.....	10	10	2.00	2.00-2.40
Slate Roofers.....	10	10	2.25	2.00
General common labor.....	10	10	1.00-1.25	1.50

REMARKS.—No difference is made in the hours of labor in winter and summer. All workmen are employed 10 hours per day, and are paid *pro rata* for their work by contractors; but it is impossible to state rates of the different classes by the hour for special work.

General rate for Charleston per day.....	\$2.16
General rate for Milwaukee per day.....	\$2.41

CLEVELAND, OHIO.

Report of the standard wages paid per hour to skilled workmen in 1893, in the several branches of the building trades. Reported by G. G. Griese, Secretary Builders' Exchange.

CLASSIFICATION OF MECHANICS.	HOURS OF LABOR PER DAY.		Wages per hour.	Wages in Milwaukee.
	Summer.	Winter.		
Stone Masons	9	9	cts.	cts.
Bricklayers.....	9	9	25-35	40
Plasterers.....	9	9	30-45	40-45
Lathers *.....	9	9	40	35-40
Hod Carriers.....	9	9	20-25
Carpenters:	9	9	15-20	22½
rough	9	9	15-25	22½-25
regular	9	9	22½-27	25
finishers.....	9	9	25-33	27-30
Stone-Cutters.....	8	8	30-45	50
House Painters.....	9	9	27½	25-30
Grainers.....	9	9	40	30-35
Fresco.....	9	9	45
Sign.....	9	9	40	25-30
Paperhangers*.....	9	9	50	40
Decorators.....	9	9	42	35
Plumbers.....	9	9	25-35	35
Steam Fitters.....	9	9	30	30
Gas Fitters.....	9	9	10
Helpers.....	9	8	27½-30	25
Roofers: slate.....	10	10	25	20-25
composition.....	10	10	25	20-25
gravel.....	9	9	26	15
Diggers.....	10	10	10-15	15
General common labor.....	10	10		

* REMARKS—Lathers receive 2 cents per yard. Paperhangers work by the roll.

General rate Cleveland, per hour.....30.1 cents.
General rate for Milwaukee, per hour.....29.6 cents

DENVER, COLORADO.

Report of the standard wages paid per hour and day to skilled workmen in 1893, in the several branches of the building trades. Reported by J. Gregor, Secretary Master Builders' Association.

CLASSIFICATION OF MECHANICS.	HOURS OF LABOR PER DAY.		Wages per hour and day.	Wages in Milwaukee.
	In Summer.	In Winter.		
			cts.	cts.
Stone Masons.....	8	8	40	40
Bricklayers.....	8	8	50	40-45
Plasterers.....	8	8	45	35-40
*Lathers.....	8			
Hod Carriers.....	8	8	35	22½
Carpenters—				
rough.....	8	8	\$2 75	\$1 80-2 00
regular.....	8	8	2 75	2 00
finishers.....	9	8	3 00	2 20-2 40
Stone Cutters.....	8	8	4 50	4 40
House Painters.....	8	8	2 75	2 00-2 40
*Grainers.....				
*Fresco.....				
*Sign.....				
Paperhangers.....	8	8	3 00	2 00-2 40
Plumbers.....	8	8	3 50	2 80
Steam Fitters.....	8	8	3 50	2 80
Gas Fitters.....	8	8	3 50	2 40
Helpers.....	8	8	2 00	
Tinsmiths.....	8	8	3 00	2 00-2 40
Roofers—slate.....	8	8	2 50	2 00
composition.....	8	8	2 50	2 00-2 50
gravel.....	8	8	2 50	2 00-2 50
Diggers.....	10	10	2 00	1 50
General common labor.....	10	10	2 00	1 50

*REMARKS—Lathers work by the piece, as do grainers, sign and fresco painters.

General rate for Denver, per day..... \$2.99
 General rate for Milwaukee, per day..... \$2 41

GRAND RAPIDS, MICHIGAN.

Report of the standard wages paid per hour to skilled workmen in 1893, in the several branches of the building trades. Reported by John H. Hosken, Secretary, Builders' and Traders' Exchange.

CLASSIFICATION OF MECHANICS.	WAGES OF LABOR PER DAY.		WAGES PER HOUR.		Wages in Milwaukee.
	In Summer.	In Winter.	In Summer.	In Winter.	
Stone Masons	9	8	cts. 35	cts. 30	cts. 40
Bricklayers.....	9	8	40	35	40-45
Plasterers.....	9	8	40	35	35-40
Lathers.....	9	8	30	25	20-25
Hod Carriers.....	9	8	18	16	22½
Carpenters—					
Rough.....	9	8	20	17½	22-25
Regular.....	9	8	22½	20	25
Finishers.....	9	8	22½	20	27½-30
Stone Cutters.....	9	8	40	40	50
House Painters.....	9	8	20	17½	25-30
Grainers.....	9	8	20	20	30-35
Fresco.....	9	8	20	20	
Sign.....	9	8	20	20	
Paperhangers.....	9	8	20	17½	25-30
Decorators.....	9	8	20	17½	40
Plumbers.....	9	8	25	25	35
Steam Fitters.....	9	8	25	24	35
Gas Fitters.....	9	8	22	22	30
Helpers.....	9	8	16	16	
Tinsmiths.....	9	8	25	25	25-30
Roofers—					
Slate.....	10	9	22½	22½	25
Gravel.....	10	9	25	20	25-30
Diggers.....	10	9	15	12½	15
General common labor.....	10	9	15	12½	15

REMARKS—The present rates of wages are the result of a strike between stone masons and brick masons, due to proposed reductions from 9 hours to 8 hours per day. The Union scale before the strike was: Stone cutters, stone masons, bricklayers, 45 cents per hour; but the past year (1893) masons have worked for what they could get, some employers taking advantage, have paid very low wages to masons, as low as 25 cents per hour; to common labor as low as 10 cents per hour.

General rate for Grand Rapids per hour.....in summer 24 cents, in winter 22.8 cents,
General rate for Milwaukee per hour.....29.6 cents.

JACKSONVILLE, FLORIDA.

Report of the standard wages per hour to skilled workmen in 1893 in the several branches of the building trades. Reported by J. W. White, President American Federation of Labor.

CLASSIFICATION OF MECHANICS.	HOURS OF LABOR PER DAY.		Wages per hour.	Wages in Milwaukee.
	In Summer.	In Winter.		
			cts.	cts.
Stone Masons	9	9	40	40
Bricklayers	9	9	25-30	40-45
Plasterers.....	9	9	25-30	35-40
Lathers*	9	9		
Hod Carriers.....	9	9	10	22
Carpenters—				
rough	9	9	15	22-25
regular	9	9	20	25
finishers.....	9	9	35-30	27½-30
Stone Cutters	9	9	40	50
House Painters.....	9	9	20-30	25-30
Grainers.....	9	9	20-30	30-35
Fresco.....	9	9		
Sign*	9	9		
Paperhangers*	9	9		
Decorators*	9	9		
Plumbers	9	9	30	35
Steam Fitters.....	9	9	30	35
Gas Fitters.....	9	9	30	30
Helpers	9	9	10	
Tinsmiths	9	9	20-25	25-30
Roofers—Slate	9	9	30	25
Diggers	9	9	10-15	15
General common labor	9	9	10	15

REMARKS.—*Lathers receive \$1 per M. Sign painters work by the job. Paperhangers and decorators each receive \$1.50 and \$3 per day. Labor is well organized in this city in all the trades. There is an Amalgamated Trades' Council, composed of three delegates from each of the 16 labor organizations. They also have a paper, "The Advocate." There is a large number of men idle here (January, 1894) at present, more especially among the men who came here for the winter.

General rate for Jacksonville, per hour..... 24.0 cents
General rate for Milwaukee, per hour..... 29.6 cents

KANSAS CITY, MISSOURI.

Report of the standard wages paid per hour to skilled workmen, in 1893, in the several branches of the building trades. Reported by C. L. McDonald, Secretary, Builders' and Traders' Exchange.

CLASSIFICATION OF MECHANICS.	HOURS OF LABOR PER DAY.		Wages per hour.	Wages. in Milwaukee.
	In Summer.	In Winter.		
Stone Masons	10	8	cts. 35	cts. 40
Bricklayers	8	8	50	40-45
Plasterers	9	9	35	35-40
Lathers	9	9	20	20-25
Hod Carriers	8	8	22	22½
Carpenters—				
Rough	10	8	15	22½-25
Regular	10	8	25	25
Finishers	10	8	27½	27½-30
Stone Cutters	8	8	45	50
House Painters	9	8	22½	25-30
Grainers	9	8	35	30-35
Fresco	9	8	35	
Sign	9	8	40	
Paperhangers	9	8	50	25-30
Decorators	9	8	35	40
Plumbers	9	9	39	35
Steam Fitters	9	9	33	35
Gas Fitters	9	9	28	30
Helpers	9	9	08	
Tinsmiths	10	9	22½	25-30
Roofers—				
slate	10	9	22½	25
composition	10	10	21	20-25
gravel	10	10	21	20-25
Diggers	10	8	15	15
General common labor	10	8	15	15

REMARKS—Wages per hour, the same in winter as in summer.

General rate per hour for Kansas City..... 28.6 cents.
 General rate per hour for Milwaukee... 29.6 cents.

LOUISVILLE, KENTUCKY.

Report of standard wages paid per hour to skilled workmen in 1893, in the several branches of the building trades. Reported by Leo P. Kaufman, publisher of "*Building*."

CLASSIFICATION OF MECHANICS.	HOURS OF LABOR PER DAY.		Wages per hour and day.	Wages in Milwaukee
	In Summer.	In Winter		
Bricklayers.....	9	9	50	40-45
Plasterers	9	9	\$3 50	\$2 80-3 20
Hod Carriers	9	9	2 00	1 76
Carpenters—.....				
Rough	9	9	2 00	1 80-2 00
Regular	9	9	2 25	2 00
Finishers.....	9	9	2 50-2 75	2 20-2 40
Stone Cutters	9	9	40	50
House Painters.....	9	9	2 25-2 50	2 00-2 40
Plumbers	9	9	30	35
Steam Fitters.....	9	9	30	35
Gas Fitters.....	9	9	30	30
Helpers	9	9	10	
Tinsmiths	10	10	2 00-2 50	2 00-2 40
Roofers—.....				
Slate	10	10	25-35	25
Composition.....	10	10	1 75	2 00-2 50
Gravel.....	10	10	1 75	2 00-2 50
Diggers	10	10	15-16	15
General common labor.....	10	10	15	15
Iron Workers.....	10	10	25	

General rate for Louisville, per day..... \$2.22.

General rate for Milwaukee, per day..... \$2.41.

LOWELL, MASSACHUSETTS.

Report of the standard wages paid per hour to skilled workmen in 1893, in the several branches of the building trades. Reported by C. F. Foss & Co.

CLASSIFICATION OF MECHANICS.*	HOURS OF LABOR PER DAY.		Wages per hour.	Wages in Milwaukee.
	In Summer.	In Winter.		
Stone Masons.....	9	9	cts. 39	cts. 40
Bricklayers.....			39-42	40-45
Plasterers.....			35-40	35-40
Lathers*.....				
Hod Carriers.....			25	22½
Carpenters—				
Rough.....	9-10	9-10	12½-20	22½-25
Regular.....	9-10	9-10	15-25	25
Stone Cutters.....	9		42	50
House Painters.....	10	10	16-25	25-30
Grainers.....	10	10	25-35	
Sign.....	9	9	30	
Paperhangers.....	10	10	20-22	25-30
Decorators.....	10	10	25-35	40
Plumbers.....	9	9	35	35
Steam Fitters.....	9	9	30	35
Gas Fitters.....	9	9	30	30
Helpers.....	9	9	20-22	
Tinsmiths.....	9	9	25	25-30
Roofers—Slate.....	9	9	25	25
Composition.....	10	10	20-25	20-25
Gravel.....	10	10	15-20	25-35
Diggers.....	9	9	20	15
General common labor.....	9-10	9-10	15-20	15

REMARKS.—*Lathers work mostly by the yard.

General rate for Lowell, per hour..... 27.4 cents.
General rate for Milwaukee per hour..... 29.6 cents.

LYNN, MASSACHUSETTS.

Report of the standard wages paid per day to skilled workmen, in 1893, in the several branches of the building trades. Reported by P. S. Curry, Secretary Master Builders' Association.

CLASSIFICATION OF MECHANICS.	HOURS OF LABOR PER DAY.		Wages per day.	Wages in Milwaukee.
	In Summer.	In Winter.		
Stone Masons.....	9	8	\$3 50	\$3 20
Bricklayers.....	9	8	3 50	3 20-3 60
Plasterers.....	9	8	3 75	2 80-3 20
Lathers*.....	9	8	1 60-2 00
Hod Carriers.....	9	8	2 50	1 75
Carpenters—				
Rough.....	9	8	2 50	1 80-2 00
Regular.....	9	8	2 75	2 00
Finishers.....	9	8	3 00	2 20-2 40
Stone Cutters.....	9	8	3 00	4 00
House Painters.....	9	8	2 50	2 00-2 40
Grainers.....	9	8	4 50	2 40-2 80
Fresco.....	9	8	5 00
Sign.....	9	8	5 00-6 00
Paperhangers.....	9	8	2 00-2 40
Decorators.....	9	8	5 00	3 20
Plumbers.....	9	8	3 00-4 00	2 80
Steam Fitters.....	9	8	2 75	2 80
Gas Fitters.....	9	8	2 50	2 40
Helpers.....	9	8	1 00
Tinsmiths.....	9	8	2 75	2 00-2 40
Roofers—				
Slate.....	9	8	3 00	2 00
Composition.....	9	8	2 00	2 00-2 50
Gravel.....	9	8	2 00	2 00-2 50
Diggers.....	9	8	2 00	1 50
General common labor.....	9	8	2 00	1 50

REMARKS.—* Lathers receive \$1.75 per M. This list of prices by the day or job is as near as I could get the facts from the employers of labor. Fresco, grainers, sign painters and decorators all work by the job. Paperhangers by the roll, 10 cents for common paper, a higher rate for fancy paper. Almost all work in Lynn is day work.

General rate for Lynn, per day	\$3 08
General rate for Milwaukee, per day.....	\$2 41

MILWAUKEE, WISCONSIN.

Report of the standard wages paid per hour to skilled workmen, in 1898, in the several branches of the building trades. Reported by Mr. C. F. Kindt.

CLASSIFICATION OF MECHANICS.	HOURS OF LABOR PER DAY.		Wages per hour.
	In Summer.	In Winter.	
Stone Masons	8	8	cts. 40
Bricklayers	8	8	40-45
Plasterers	8	8	35-40
Lathers	8	8	20-25
Hod Carriers	8	8	22½
Carpenters—			
Rough	8	8	22½-25
Regular	8	8	25
Finishers	8	8	27½-30
Stone Cutters	8	8	50
House Painters	8	8	25-30
Grainers	8	8	30-35
*Fresco			
*Sign			
Paperhangers	8	8	25-30
Decorators	8	8	40
Plumbers	8	8	35
Steam Fitters	8	8	35
Gas Fitters	8	8	30
Helpers			
Tinsmiths	8	8	25-30
Roofers—			
Slate	8	8	25
Composition	10	10	20-25
Gravel	10	10	20-25
Diggers	10	10	15
General common labor	10	10	15

REMARKS.—*The fresco and sign painters are paid according to their ability, ranging from 25 cents to 50 cents per hour, with no regular hours of labor. † Helpers for plumbers and gas fitters are apprentices who receive from \$3.00 to \$5.00 per week.

General rate for Milwaukee, per hour. 29.6 cents.

MINNEAPOLIS, MINNESOTA.

Report of the standard wages paid per hour and day, to skilled workmen in 1893, in the several branches of the building trades. Reported by C. E. Richardson, Secretary Builders' Exchange.

CLASSIFICATION OF MECHANICS.	HOURS OF LABOR PER DAY.		Wages per hour and per day.	Wages in Milwaukee.
	In Summer	In Winter.		
			cts.	cts.
Stone Masons.....	10	8	30	40
Bricklayers.....	9	9	45	40-45
Plasterers.....	8	8	40	35-40
Hod Carriers.....	9	9	\$1 75	\$1 76
Carpenters—				
Rough.....	10	9	2 90	1 80-2 00
Regular.....	10	9	2 25	2 00
Finishers.....	10	9	3 00	2 30-2 40
Stone Cutters.....	8	8	50	50
House Painters.....	9	9	25	25-30
Grainers.....	8	8	27½	30-35
Fresco.....	8	8	35
Sign.....	10	8	3 00	2 00-2 40
Paperhangers.....	10	9	3 50	3 20
Decorators.....	8	8	3 50	35
Plumbers.....	8	8	40	35
Steam Fitters.....	8	8	40	30
Gas Fitters.....	8	8	20
Helpers.....	10	10	2 50	2 00-2 40
Tinsmiths.....	10	8	30	25
Roofers—Slate.....	10	8	2 00	2 00-2 40
Composition.....	10	8	2 00	2 00-2 50
Gravel.....	10	8	1 75	1 50
Diggers.....	10	8	1 75	1 50
General common labor.....	10	8		

General rate for Minneapolis, per day.....\$2.72
 General rate for Milwaukee, per day.....\$2.41

NEWARK, NEW JERSEY.

Report of the standard wages paid per hour to skilled workmen in 1893, in the several branches of the building trades. Reported by Chas Hank, Esq.

CLASSIFICATION OF MECHANICS.	HOURS OF LABOR PER DAY.		Wages per hour.	Wages in Milwaukee.
	In Summer.	In Winter.		
			cts.	cts.
Stone Masons.....	9	Same	45	40
Bricklayers.....	9	Same	45	40-45
Plasterers.....	9	Same	45	35-40
Lathers.....	10	Same	30	20-25
Hod Carriers.....	9	Same	25	22½
Carpenters:—Rough.....	9	Same	27½	22½-25
Regular.....	9	Same	30	25
Finishers.....	9	Same	30	27½-30
Stone Cutters.....	8	Same	50
House Painters.....	9	Same	27½	25-30
Grainers.....	9	Same	55	30-35
Fresco.....	9	Same	55
Sign.....	8	Same	40
Paperhangers.....	9	Same	28	25-30
Decorators.....	9	Same	55	40
Plumbers.....	9	Same	33	35
Steam Fitters.....	9	Same	33	35
Gas Fitters.....	9	Same	33	30
Helers.....	9	Same	11
Tinsmiths.....	9	Same	30	25-30
Roofers:—Slate.....	9	Same	30	25
Composition.....	9	Same	22½	20-25
Gravel.....	9	Same	22½	20-26
Diggers.....	9	Same	18	15
General common labor.....	9	Same	18	15

REMARKS.—Hours of labor are the same in the summer as in winter; wages per hour are the same in summer as in winter. This report is the regular union wage-scale; there is however some cutting under these rates.

General rate per hour for Newark.....33.2 cents.

General rate per hour for Milwaukee.....20.6 cents.

NEW HAVEN, CONNECTICUT.

Report of the standard wages paid per hour to skilled workmen, in 1893, in the several branches of the building trades. Reported by Hon. J. B. Sargent, Mayor.

CLASSIFICATION OF MECHANICS.	HOURS OF LABOR PER DAY.		Wages per hour.	Wages in Milwaukee.
	In Summer.	In Winter.		
			cts.	cts.
Stone Masons*	9	8	43	40
Bricklayers*	9	8	43	40-45
Plasterers*	9	8	43	35-40
Lathers*	9	8	25	20-25
Hod Carriers*	9	8	23	22½
Stone Cutters†	9	9	39	50
House Painters	9	8	25	25-30
Grainers	9	8	27½	30-35
Fresco	9	8	27½	
Sign	9	8	27½	25-30
Paperhangers	9	8	27½	40
Decorators	9	8	33½	35
Plumbers	9	8	33½	35
Steam Fitters	9	8	33	30
Gas Fitters	9	8	16	
Helpers†	9	8	33	25-30
Tinsmiths	10	10	15	15
Diggers	10	10	15	15
General common labor	10	10	23	
Masons' laborers	10	10		

REMARKS.—*Stone masons, bricklayers, plasterers, lathers and hod carriers work 9 hours per day from March to December; from December to March, 8 hours per day. †Stone cutters, after May 1, 1894, 8 hours shall be a day's work, and the wages shall be 44 cents per hour, or \$3.50 per day. ‡Helpers to plumbers, steam fitters, gas fitters, are apprentices to those trades.

General rate per hour for New Haven 23.6 cents
General rate per hour for Milwaukee 39.6 cents

NEW ORLEANS, LOUISIANA.

Report of the standard wages paid per day to skilled workmen, in 1893, in the several branches of the building trades. Reported by C. E. Dirmeyer, Secretary Mechanics, Dealers' and Lumbermen's Exchange.

CLASSIFICATION OF MECHANICS.	HOURS OF LABOR PER DAY.		Wages per day.	Wages in Milwaukee.
	In Summer.	In Winter.		
Bricklayers	9	9	\$4 00	\$3 20-3 60
Plasterers	9	9	2 25-3 00	2 80-3 20
Lathers	9	9	2 75	1 00-2 00
Hod Carriers	9	9	1 75-2 00	1 76
Carpenters—				
Rough	9	9	2 25	1 80-2 00
Regular	9	9	2 50	2 00
Finishers	9	9	3 00	2 20-2 40
Stone Cutters	9	9	3 15-4 59	4 00
House Painters	9	9	2 70	2 00-2 40
Plumbers	9	9	3 50	2 80
Steam Fitters	9	9	3 0	2 80
Gas Fitters	9	9	3 00	2 40
Helpers	9	9	1 00
Tinsmiths	9	9	2 50-4 00	2 00-2 40
Roofers—				
Slate	9	9	2 25-3 00	2 00
Gravel	9	9	2 00-3 50	2 00-2 50
Diggers	10	10	1 50-2 00	1 50
General common labor	9	9	1 50	1 50

REMARKS.—Hours of labor are the same in summer as in winter. Wages per day are the same in all seasons of the year. I specify piece or job-work, as paperhangers and decorators, fresco painters, grainers and sign painters.

General rate per day for New Orleans.....\$2.67
General rate per day for Milwaukee.....\$2.41

NORFOLK, VIRGINIA.

Report of the standard wages paid per day to skilled workmen in 1893, in the several branches of the building trades. Reported by L. T. Blick & Sons.

CLASSIFICATION OF MECHANICS.	HOURS OF LABOR PER DAY.		Wages per day.	Wages in Milwaukee.
	In Summer.	In Winter.		
Stone Masons.....	9	9	\$3 50	\$3 20
Bricklayers.....	9	9	4 00	3 20-3 60
Plasterers.....	9	9	2 50	2 80-3 20
Lathers.....	9	9	1 75	1 60-2 00
Hod Carriers.....	9	0	1 75	1 76
Carpenters—				
Rough.....	9	9	2 16	1 80-2 00
Regular.....	9	9	2 45	2 00
Finishers.....	9	9	2 70	2 20-2 40
Stone Cutters.....	9	9	3 00	4 00
House Painters.....	9	9	2 25	2 00-2 40
Grainers.....	9	9	2 50	2 40-2 80
Fresco.....	9	9	3 00
Sign.....	9	9	3 00
Paper hangers.....	10	10	2 25	2 00-2 40
Decorators.....	10	10	3 00	3 20
Plumbers.....	9	9	3 00	2 80
Steam Fitters.....	9	9	3 00	2 80
Gas Fitters.....	9	9	2 50	2 40
Helpers.....	9	9	1 50
Tinsmiths.....	9	9	2 50	2 00-2 40
Roofers—				
Slate.....	10	10	2 50	2 00
Gravel.....	10	2 50	2 00-2 50
General common labor.....	10	10	1 25	1 50

REMARKS.—Hours of labor per day, the same in summer as in winter. None of the branches keep time by the hour except carpenters, the rest pay by the day.

General rate for Norfolk, per day.....\$2.54
 General rate for Milwaukee, per day.....\$2.41

OMAHA, NEBRASKA.

Report of the standard wages paid per hour to skilled workmen in 1893, in the several branches of the building trades. Reported by W. S. Wedge, Secretary Builders' and Traders' Exchange.

CLASSIFICATION OF MECHANICS.	HOURS OF LABOR PER DAY.		Wages per day.	Wages in Milwaukee.
	In Summer.	In Winter.		
Stone Masons.....	8	8	cts. 45	cts. 40
Bricklayers*.....	8	8	50	40-45
Plasterers.....	8	8	50	35-40
Lathers.....	9	9	30	20-25
Hod Carriers.....	8	8	22½	22½
Carpenters—				
Rough.....	9	9	27½	22½-25
Regular.....	9	9	27½	25
Finishers.....	9	9	30	27½-30
Stone Cutters.....	8	8	45	50
House Painters.....	8	8	30	25-30
Grainers.....	8	8	35	30-35
Fresco.....	8	8	50	
Sign.....	8	8	45	
Paperhangers.....	8	8	35	25-30
Decorators.....	8	8	35	40
Plumbers.....	8	8	40	35
Steam Fitters.....	8	8	36	35
Gas Fitters.....	8	8	35	30
Helpers.....	8	8	12½	
Tinsmiths.....	8	8	30	25-30
Roofers—				
Slate.....	8	8	35	25
Composition.....	8	8	30	20-25
Gravel.....	8	8	22½	20-25
General common labor.....	8	8	22½	15

REMARKS.—Hours of labor per day are the same in summer as in winter. Wages per hour are the same in summer as in winter. *Bricklayers receive 8 hours pay for 7 hours work on Saturday. For all over-time, night-work, work on Sundays and holidays, double time is allowed.

General rate for Omaha, per hour..... 34.4 cents.
 General rate for Milwaukee, per hour..... 29.6 cents.

PHILADELPHIA, PENNSYLVANIA.

Report of the standard wages paid per hour to skilled workmen in 1893, in the several branches of the building trades. Reported by William Harkness, Secretary Master Builders' Exchange.

CLASSIFICATION OF MECHANICS.	HOURS OF LABOR PER DAY.		Wages per hour.	Wages in Milwaukee.
	In Summer.	In Winter.		
Stone Masons	9	9	cts. 40	cts. 40
Bricklayers	9	9	45	40-45
Plasterers	9	8	40	35-40
Lathers	9	8	31	20-25
Hod Carriers	9	8	31	22½
Carpenters—				
Rough	9	9	30	22½-25
Regular	9	9	30	25
Finishers	9	9	33	27½-30
Stone Cutters—				
Granite	9	9	37½	50
Freestone	9	9	42	
House Painters	9	9	30	
Grainers	9	9		25-30
Fresco	9	9	35-60	30-35
Sign	9	9		
Paper Hangers	9	9		
Decorators	9	9	35-60	25-30
Plumbers	9	9	40	40
Steam Fitters	9	9	33	35
Gas Fitters	9	9	30	35
Helpers	9	9	15	30
Tinsmiths—in shop	10	10	25	25-30
Roofers—				
Slate	9	9	33	25
Composition	9	9	30	20-25
Gravel	9	9	30	20-25
Diggers	9	9	15	15
General common labor	9	9	15	15

REMARKS.—Hours of labor per day, are the same in winter as in summer; wages per hour, the same in winter as in summer. Bricklayers work 5 days of 9 hours, Saturday 5 hours. The same with granite and freestone cutters. Grainers and paper hangers do only piece work. Sign painters do piece work, or at 45 cents per hour.

General rate per hour, Philadelphia..... 32.5 cents.
 General rate per hour, Milwaukee..... 29.6 cents.

ST. JOSEPH, MISSOURI.

Report of the standard wages paid per hour to skilled workmen in 1893, in the several branches of the building trades. Reported by John De Cien, Secretary Builders' Exchange.

CLASSIFICATION OF MECHANICS.	HOURS OF LABOR PER DAY.		Wages per hour.	Wages in Milwaukee.
	In Summer.	In Winter.		
Stone Masons	10	8	cts. 30	cts. 40
Bricklayers	9	8	50	40-45
Plasterers	10	8	35	35-40
*Lathers—				
Hod Carriers	9	8	20	20-25
Carpenters—				
Rough	10	8	20	22½
Regular	10	8	22½	22½-25
Finishers	10	8	20	25
Stone Cutters	8	8	40	27½-25
House Painters	10	8	25	50
Grainers	10	8	35	25-35
Fresco	10	8	40	30-35
†Sign.				
‡Paperhangers.				
Decorators			35	25-30
Plumbers	8	8	35	40
Steam Fitters	9	8	35	35
Gas Fitters	9	8	30	30
Helpers	9	8	15	30
Tinsmiths	10	8	25	25-35
Roofers—				
Slate	10	8	35	25
Composition	9	8	25	20-25
Gravel	9	8	25	20-25
Diggers	8	8	17½	15
General common labor	8	8	17½	15

REMARKS.—* Lathers work by the yard. † Sign painters work by the job. ‡ Paperhangers work by the roll.

General rate per hour, for St. Joseph..... 29.1 cents.
General rate per hour, for Milwaukee..... 29.6 cents.

ST. LOUIS, MISSOURI.

Report of the standard wages paid per day and hour to skilled workmen, in 1893, in the several branches of the building trades. Reported by Richard Walsh, Secretary Builders' Exchange.

CLASSIFICATION OF MECHANICS.	HOURS OF LABOR PER DAY.		Wages per hour.	Wages in Milwaukee.
	In Summer.	In Winter.		
			cts.	cts.
Stone Masons.....	8	8	50	40*
Bricklayers.....	8	8	55	40-45
Plasterers.....	8	8	50	35-40
Lathers*.....	8	8		20-25
Hod Carriers.....	8	8	\$3 00	\$1 76
Carpenters—				
Regular.....	8	8		25
Stone Cutters.....				
House Painters.....	8	8	2 50	2 00-2 40
Plumbers.....	8	8	3 50	2 80
Steam Fitters.....	8	8	3 00	2 80
Gas Fitters.....	8	8	3 00	2 40
Roofers—Slate.....	8	8	45	25
General common labor.....	8	8	1 50-3 00	1 50

REMARKS.—Hours of labor are the same in winter and in summer. *Lathers are paid by the piece. Hod carriers receive \$3 per day. House painters receive \$2.50 per day. Plumbers receive \$3.50 per day. Steam fitters, gas fitters, each receive \$3 per day. General common labor receives \$1.50 to \$3 per day.

PUEBLO, COLORADO.

Report of the standard wages paid per hour to skilled workmen in 1893, in the several branches of the building trades. Reported by M. T. Kean, Secretary Master Builders' Association.

CLASSIFICATION OF MECHANICS.	HOURS OF LABOR PER DAY.		Wages per hour.	Wages in Milwaukee.
	In Summer.	In Winter.		
Stone Masons.....	8	8	cts. 50	cts. 40
Bricklayers.....	8	8	62½	40-45
Plasterers.....	8	8	50	35-40
Lathers.....	8	8	35	20-25
Hod Carriers.....	8	8	31	22½
Carpenters—				
Rough.....	8	8	30	22½-25
Regular.....	8	8	35	25
Finishers.....	8	8	37½	27½-30
Stone Cutters.....	8	8	50	50
House Painters.....	8	8	37½	25-30
Grainers.....	8	8	40	30-35
Fresco.....	8	8	40	
Sign.....	8	8	37½	
Paperhangers.....	8	8	37½	25-30
Decorators.....	8	8	37½	40
Plumbers.....	8	8	50	35
Steam Fitters.....	8	8	50	35
Gas Fitters.....	8	8	50	30
Helpers.....	8	8	25	
Tinsmiths.....	8	8	37½	25-30
Roofers—				
Slate.....	8	8	37½	25
Gravel.....	8	8	30	20-25
Diggers.....	10	10	20	15
General common labor..	10	10	17½-20	15

REMARKS.—Hours of labor per day are the same in winter as in summer; wages per hour are the same in winter as in summer. The above is the scale of wages that prevailed in this city during 1893. In all probability this will be reduced somewhat for 1894.

General rate per hour, for Pueblo..... 38.7 cents.
General rate per hour, for Milwaukee..... 29.6 cents.

SAGINAW, MICHIGAN.

Report of the standard wages paid per hour to skilled workmen, in 1893, in the several branches of the building trades. Reported by J. W. Vance, Secretary Builders' and Traders' Exchange.

CLASSIFICATION OF MECHANICS.	HOURS OF LABOR PER DAY.		Wages per hour.	Wages. in Milwaukee.
	In Summer.	In Winter.		
			cts.	cts.
Stone Masons	9	9	35	40
Bricklayers	9	9	39	40-45
Plasterers	9	9	35	35-40
Lathers	10	10	20	20-25
Hod Carriers	9	9	16-18	22½
Pressed Bricklayers				
Carpenters—	9	9	60	
Rough	9	9	17½	22½-25
Regular	9	9	22½	25
Finishers	9	9	25	27½-30
Stone Cutters	9	9	35-50	50
House Painters	9	9	22½	25-30
Grainers	9	9	35	30-35
Fresco	9	9	28	
Sign	9	9	28	
Paperhangers	9	9	22½-28	25-30
Decorators	9	9	28	40
Plumbers	9	8	28	35
St. am Fitters	9-10	9-10	28	35
Gas Fitters	9-10	9-10	22½-28	30
Helpers	9-10	9-10	12½-15	
Tinsmiths	10	10	20	25-30
Roofers—				
Slate	10	10	20	25
Composition	10	10	20	20-25
Gravel	10	10	18-20	20-25
Diggers	10	10	16-18	15
General common labor	10	10	18-20	15
Sash, doors, blinds	10	10	20	

REMARKS.—Saginaw has had a year of unusual activity in building.

General rate per hour for Saginaw..... 24.3 cents.
 General rate per hour for Milwaukee..... 29.6 cents.

ST. PAUL, MINNESOTA.

Report of the standard wages paid per hour to skilled workmen in 1893, in the several branches of the building trades. Reported by Mr. Romaine Sheire, Secretary Builders' Exchange.

CLASSIFICATION OF MECHANICS.	HOURS OF LABOR PER DAY.		Wages per hour.	Wages in Milwaukee
	In Summer.	In Winter.		
Stone Masons.....	10	8-10	Cts. - 22½-35	Cts. 40
Bricklayers.....	9	8	40-45	40-45
Plasterers.....	8	8	37½	35-40
Lathers.....	10	25	20-25
Hod Carriers.....	10	8	17½	22½
Carpenters—				
Rough.....	22½	22½-25
Regular.....	10	8	25	25
Finishers.....	10	8	27½	27½-30
Stone Cutters.....	8	8	50	50
House Painters.....	10	8	22½-30	25-30
Grainers.....	10	8	30	30-35
Fresco.....	10	8	30
Sign.....	10	8	30
Paperhangers.....	10	8	25-30	25-50
Decorators.....	8	8	30-40	40
Plumbers*.....	8	8	35
Steam Fitters*.....	9	9	35
Gas Fitters*.....	8	8	30
Helpers.....	9	9
Tinsmiths.....	9-10	8	20-27½	25-30
Roofers—				
Slate.....	10	9	30	25
Composition.....	10	9	20	20-25
Diggers.....	10	9	15-17½	15
General common labor.....	10	9	15-17½	15

REMARKS.—*Plumbers receive \$2.50 to \$3.00 per day; the steam fitters the same. Gas fitters receive \$2.50 to \$3.50 per day.

General rate per hour for St. Paul .. 30.4 cents.
General rate per hour for Milwaukee..... 29.6 cents.

SIOUX FALLS, SOUTH DAKOTA.

Report of the standard wages paid per hour to skilled workmen, in 1893, in the several branches of the building trades. Reported by Hon. Porter P. Peck, Mayor.

CLASSIFICATION OF MECHANICS.	HOURS OF LABOR PER DAY.		WAGES PER HOUR.		Wages in Milwaukee.
	In Summer.	In Winter.	In Summer.	In Winter.	
			cts.	cts.	cts.
Stone Masons.....	9	8	50	40	40
Bricklayers.....	9	8	40	30	40-45
Plasterers.....	10	8	25	30	35-40
Lathers.....	10	8	25		20-25
Hod Carriers.....	10	8	17½-20	same	22½
Carpenters—					
Rough.....	10	8	20	15	22½-25
Regular.....	10	8	30	25	25
Finishers.....	10	8	20	25	27½-30
Stone Cutters.....	9	8	50	same	50
House Painters.....	10	8	25	same	25-30
Grainers.....	10	8	40	same	30-35
Sign*					
Paperhangers.....	10	8	30	25	25-30
Decorators.....	10	8	40	35	40
Plumbers.....	10	8	40	same	35
Steam Fitters.....	10	8	35	same	35
Gas Fitters.....	10	8	35	same	30
Helpers.....	10	8	20	same	
Tinsmiths.....	10	8	25	same	25-30
Roofers—					
Composition.....	10	8	40	30	20-25
Gravel.....	10	8	40	30	20-25
Diggers.....	10	8	15	15	15
General common labor.....	10	8	15	15	15

REMARKS.—*Sign painters receive pay by the job.

General rate per hour for Sioux Falls..... Summer 31.7 cents, winter 28.3 cents
 General rate per hour for Milwaukee..... 29.6 cents

TACOMA, WASHINGTON.

Report of the standard wages paid per hour to skilled workmen in 1893, in the several branches of the building trades. Reported by Mr. Geo. McMurphy, Secretary Trades' Council.

CLASSIFICATION OF MECHANICS.	HOURS OF LABOR PER DAY.		Wages per hour.	Wages in Milwaukee.
	In Summer.	In Winter.		
Stone Masons.....	9	9	cts. 50	cts. 40
Bricklayers*.....	8	8	62	40-45
Plasterers.....	8	8	50	35-40
Lathers†.....				20-25
Hod Carriers.....	10	9	20-25	22½
Carpenters—Rough.....	10	8-9	17½-22½	22½-25
Regular.....	9-10	8-9	22½-30	25
Finishers.....	9-10	8-9	22½-30	27½-30
Stone Cutters†.....	8	8	50	50
House Painters.....	10	8-9	25-30	25-30
Fresco.....	10	8-9	50	
Sign.....				
Paperhangers.....			50	25-30
Decorators§.....				40
Plumbers§.....	8	8	55	35
Steam Fitters.....			60	35
Gas Fitters.....			40	30
Helpers.....			15-20	
Tinsmiths.....			37½	25-30
Diggers 	10	9	15-22½	15
General common labor 				15

REMARKS.—*Union rate. †Lathers 2½ cents per yard. ‡44 hours per week. §Piece work. ||20 cents per hour considered the standard.

General rate per hour for Tacoma.....38.9 cents.
General rate per hour for Milwaukee.....29.6 cents.

WASHINGTON, D. C.

Report of the standard wages paid per hour to skilled workmen, in 1893, in the several branches of the building trades. Reported by Thomas J. King, Secretary of Builders' Exchange of the District of Columbia.

CLASSIFICATION OF MECHANICS.	HOURS OF LABOR PER DAY.		Wages per hour and day.	Wages in Milwaukee.
	In Summer.	In Winter.		
Stone Masons	8	8	cts. 50	cts. 40
Bricklayers	8	8	50	40-45
Plasterers	8	8	\$3.25	\$2.80-3.20
Lathers	8	8	3.25	1.60-2.00
Hod Carriers	8	8	3.25	1.75
Carpenters	8	8	50	25
Stone Cutters	8	8	50	50
House Painters	8	8	3.60	2.00-2.40
Grainers*	8	8	...	30-35
Fresco	8	8	4.00	...
Sign*	25-30
Paper hangers*	8	8	3.50	2.80
Plumbers	9	9	3.00	2.80
Steam Fitters	8	8	3.50	2.40
Gas Fitters	8	8	1.00	...
Helpers	9	9	3.00	2.00-2.40
Tinsmiths	9	9
Roofers—
Slate	9	9	3.50	2.00
Tile	9	9	3.50	...
Diggers	10	10	12 $\frac{1}{2}$	15
General common laborers	10	10	12 $\frac{1}{2}$	15

*REMARKS.—Grainers, sign painters and paper hangers work by the piece.

General rate for Washington, per hour.....38.6 cents.

General rate for Milwaukee, per hour.....29.6 cents.

WILMINGTON, DELAWARE.

Report of the standard wages paid per hour to skilled workmen, in 1893, in the several branches of the building trades. Reported by Wm. H. Foulk, Secretary Builders' Exchange.

CLASSIFICATION OF MECHANICS.	HOURS OF LABOR PER DAY.		Wages. per hour.	Wages. in Milwaukee
	In Summer.	In Winter.		
Stone Masons.....	9	9	cts. 35	cts. 40
Bricklayers.....	9	9	45	40-45
Plasterers.....	9	9	36	35-40
Lathers.....	9	9	23	20-25
Hod Carriers.....	9	9	25	22½
Carpenters—				
Rough.....	9	9	20	22½-25
Regular.....	9	9	25	25
Flishers.....	9	9	25	27½-30
Stone Cutters.....	9	9	36	50
House Painters (general).....	9	9	25	25-30
* Grainers.....	9	9	50	30-35
Fresco.....	9	9	50	
* sign.....				
* Paperhangers.....				25-30
* Decorators.....				40
Plumbers.....	9	9	30	35
Steam Fitters.....	9	9	28	35
Gas Fitters.....	9	9	28	30
Helpers.....	9	9	13	
Tinsmiths (general).....	10	9	25	25-30
Diggers.....	10	9	12½	15
General common laborers.....	10	9	12	15

REMARKS.—* Grainers, fresco painters, sign painters, paperhangers and decorators receive pay by the piece.

General rate for Wilmington, per hour..... 28.1 cents
 General rate for Milwaukee, per hour..... 29.6 cents

1893.

BUILDING TRADES.

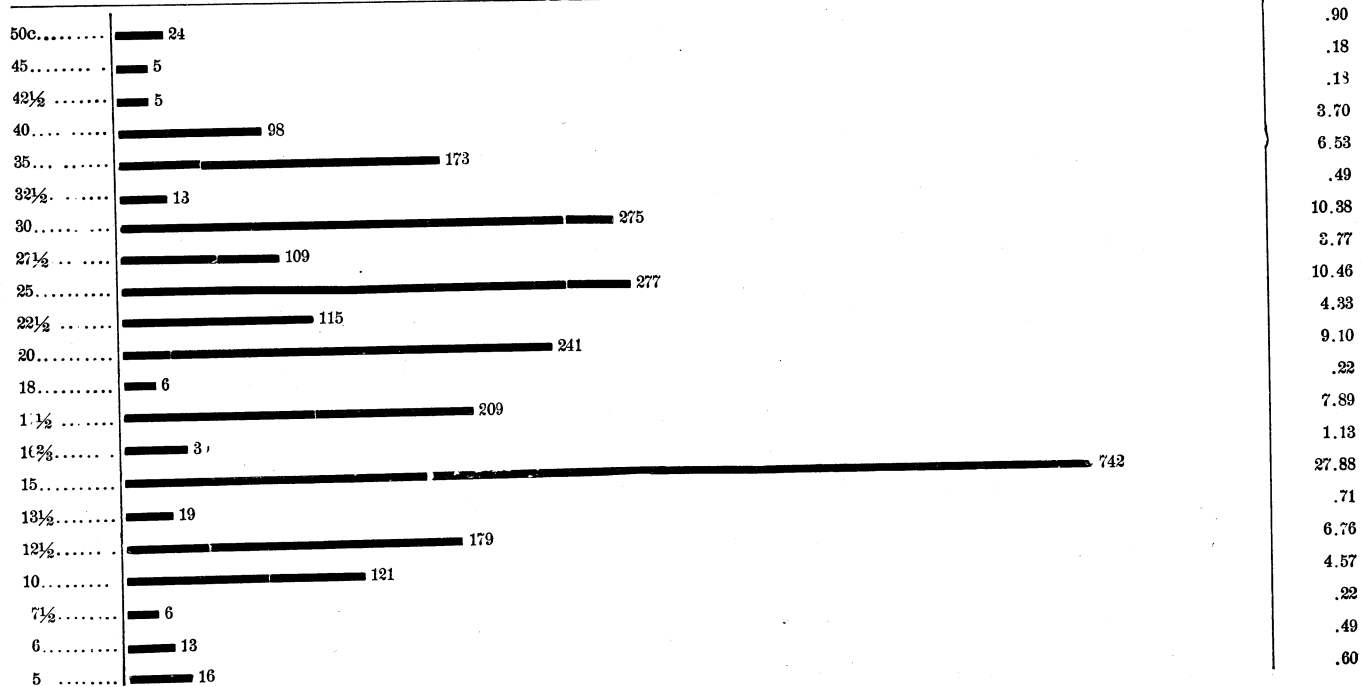
1893.

TABLE II.—Diagram showing rates of wages per hour, the proportion of the whole number employed at each rate specified, together with the percentage of each subdivision.

RATES PER HOUR.

PROPORTIONS.

PERCENTAGES.



STATISTICS OF MANUFACTURE.

- I. Classified Daily Wages.
- II. Comparative Total Wages for 1892 and 1893.
- III. Minor Labor in Factories.
- IV. Losses by Fire from 1885 to 1893, inclusive.
- V. Relative Importance of Industries.
- VI. Per Capita Annual Wages—by Industries.

STATISTICS OF MANUFACTURE.

LABOR AND WAGES PARTICULARLY DEFINED IN THE STATE OF WISCONSIN.

An examination of the following pages will show the specified wage-rates in each industry, the percentage each class bears to the total number employed in that industry, and the proportion of minor labor. By minor labor is meant not necessarily work done by minors, but the term is used to include all persons receiving less than one dollar per day.

Some reports were defective, and a few reached us too late for tabulation and were omitted.

AGRICULTURAL IMPLEMENTS AND MACHINERY.

Classification of daily wages.	Number of persons reported receiving speci- fied wages.	Per- centage.
\$4 00 and over.....	30	1.14
3 50 but under \$4 00.....	58	2.21
3 00 but under 3 50.....	64	2.44
2 50 but under 3 00.....	205	7.81
2 00 but under 2 50.....	488	18.98
1 50 but under 2 00.....	670	25.54
1 25 but under 1 50.....	705	26.88
1 00 but under 1 25.....	209	7.96
75 but under 1 00.....	134	5.10
50 but under 75.....	77	2.98
Less than 50 cents.....	2	.07
Totals.....	2,622	100.00

Minor labor 8 per cent.

BASKETS.

Classification of daily wages.	Number of persons reported receiving specified wages	Percentage.
\$4 00 and over.....
3 50 but under \$4 00.....
3 00 but under 3 50.....	2	1.43
2 50 but under 3 00.....	1	.71
2 00 but under 2 50.....	10	7.19
1 50 but under 2 00.....	37	26.60
1 25 but under 1 50.....	19	13.66
1 00 but under 1 25.....	20	14.38
75 but under 1 00.....	18	12.94
50 but under 75.....	27	19.41
Less than 50 cents.....	5	3.59
Totals.....	139	100.00

Minor labor, 35.9 per cent.

BEEF AND PORK PACKING.

\$4 00 and over.....	27	2.74
3 50 but under \$4 00.....	18	1.83
3 00 but under 3 50.....	20	2.03
2 50 but under 3 00.....	21	2.13
2 00 but under 2 50.....	94	9.25
1 50 but under 2 00.....	428	43.52
1 25 but under 1 50.....	189	19.22
1 00 but under 1 25.....	83	8.44
75 but under 1 00.....	9	7.01
50 but under 75.....	34	3.45
Less than 50 cents.....
Totals.....	983	100.00

Minor labor, 10.4 per cent.

BEE HIVES AND SECTIONS.

\$4 00 and over.....	1	1.11
3 50 but under \$4 00.....
3 00 but under 3 50.....
2 50 but under 3 00.....	1	1.11
2 00 but under 2 50.....	1	1.11
1 50 but under 2 00.....	7	8.23
1 25 but under 1 50.....	9	10.57
1 00 but under 1 25.....	17	19.99
75 but under 1 00.....	5	5.88
50 but under 75.....	17	19.99
Less than 50 cents.....	27	31.75
Totals.....	85	100.00

Minor labor, 57.5 per cent.

REPORT OF THE

BEER AND MALT.

(INCLUDING BOTTLING ESTABLISHMENTS.)

\$4 00 and over.....	129	3.43
3 50 but under \$4 00.....	37	.99
3 00 but under 3 50.....	71	1.90
2 50 but under 3 00.....	346	9.27
2 00 but under 2 50.....	938	25.13
1 50 but under 2 00.....	955	25.59
1 25 but under 1 50.....	352	9.43
1 00 but under 1 25.....	337	9.03
75 but under 1 00.....	155	4.15
50 but under 75.....	405	10.85
Less than 50 cents.....	5	.23
Totals.....	3,730	100.00

Minor labor 15.2 per cent.

BOILER WORKS.

\$4 00 and over....	1	.55
3 50 but under \$4 00.....	3	1.67
3 00 but under 3 50.....	1	.55
2 50 but under 3 00.....	28	15.62
2 00 but under 2 50.....	27	15.06
1 50 but under 2 00.....	66	36.82
1 25 but under 1 50.....	29	16.18
1 00 but under 1 25.....	9	5.02
75 but under 1 00.....	9	5.02
50 but under 75.....	6	3.34
Less than 50 cents.....		
Totals.....	179	100.00

Minor labor, 13.3 per cent.

BOOTS AND SHOES.

\$4 00 and over.....	56	1.61
3 50 but under \$4 00.....	47	1.35
3 00 but under 3 50.....	97	2.80
2 50 but under 3 00.....	283	8.18
2 00 but under 2 50.....	547	15.81
1 50 but under 2 00.....	406	11.74
1 25 but under 1 50.....	476	13.76
1 00 but under 1 25.....	236	6.72
75 but under 1 00.....	322	9.31
50 but under 75.....	813	23.50
Less than 50 cents.....	174	5.03
Totals.....	3,457	100.00

Minor labor, 37.8 per cent.

BOXES—PACKING.

Classification of daily wages.	Number of persons reported receiving specified wages.	Percentage.
\$4 00 and over.....	7	12.47
3 50 but under \$4 00.....	1	1.78
3 00 but under 3 50.....	1	1.78
2 50 but under 3 00.....	12	21.38
2 00 but under 2 50.....	27	4.81
1 50 but under 2 00.....	174	30.00
1 25 but under 1 50.....	94	16.84
1 00 but under 1 25.....	97	17.37
75 but under 1 00.....	47	8.37
50 but under 75.....	90	16.03
Less than 50 cents.....	11	1.96
Totals.....	561	100.00

Minor labor, 26.6 per cent.

BOXES—PAPER AND CIGAR.

\$4 00 and over.....	3	.88
3 50 but under \$4 00.....		
3 00 but under 3 50.....		
2 50 but under 3 00.....	7	2.07
2 00 but under 2 50.....	14	4.14
1 50 but under 2 00.....	26	8.29
1 25 but under 1 50.....	18	5.32
1 00 but under 1 25.....	25	7.40
75 but under 1 00.....	102	30.19
50 but under 75.....	109	32.26
Less than 50 cents.....	33	8.87
Totals.....	337	100.00

Minor labor, 71.2 per cent.

BRASS GOODS.

\$4 00 and over.....	8	1.86
3 50 but under \$4 00.....	8	1.86
3 00 but under 3 50.....	18	4.20
2 50 but under 3 00.....	33	7.70
2 00 but under 2 50.....	76	17.75
1 50 but under 2 00.....	136	31.76
1 25 but under 1 50.....	63	14.71
1 00 but under 1 25.....	40	9.34
75 but under 1 00.....	19	4.43
50 but under 75.....	20	4.67
Less than 50 cents.....	7	1.63
Totals.....	428	100.00

Minor labor, 10.7 per cent.

BRICK AND DRAIN TILE.

Classification of daily wages.	Number of persons reported receiving specified wages.	Percentage.
\$4 00 and over.....	6	.47
3 50 but under \$4 00	3	.23
3 00 but under 3 50.....	10	.78
2 50 but under 3 00.....	45	3.52
2 00 but under 2 50.....	521	40.82
1 50 but under 2 00.....	329	25.78
1 25 but under 1 50.....	159	12.45
1 00 but under 1 25.....	115	8.91
75 but under 1 00.....	72	5.64
50 but under 75.....	16	1.25
Less than 50 cents.....		
Totals.....	1,276	100.00

Minor labor, 15.8 per cent.

BRIDGE WORKS.

\$4 00 and over.....	9	4.36
3 50 but under \$4 00	14	6.79
3 00 but under 3 50.....	5	2.42
2 50 but under 3 00.....	6	2.91
2 00 but under 2 50.....	15	7.28
1 50 but under 2 00.....	91	44.17
1 25 but under 1 50.....	41	19.90
1 00 but under 1 25.....	14	6.79
75 but under 1 00.....	5	2.42
50 but under 75.....	4	1.94
Less than 50 cents.....	2	.97
Totals.....	206	100.00

Minor labor, 4.3 per cent.

BROOMS, BRUSHES AND BROOM HANDLES.

\$4 00 and over.....		
3 50 but under \$4 00		
3 00 but under 3 50.....	6	8.82
2 50 but under 3 00.....	3	4.41
2 00 but under 2 50.....	1	1.47
1 50 but under 2 00.....	23	33.81
1 25 but under 1 50.....	9	13.23
1 00 but under 1 25.....		
75 but under 1 00.....	20	29.40
50 but under 75.....	6	8.82
Less than 50 cents.....		
Totals.....	68	100.00

Minor labor, 38.2 per cent.

BUTTER AND CHEESE.

Classification of daily wages.	Number of persons reported receiving specified wages.	Percentage.
\$4 00 and over.....	1	.54
3 50 but under \$4 00.....	1	.54
3 00 but under 3 50.....	2	1.08
2 50 but under 3 00.....	16	8.64
2 00 but under 2 50.....	48	25.92
1 50 but under 2 00.....	47	25.38
1 25 but under 1 50.....	35	18.90
1 00 but under 1 25.....	23	12.42
75 but under 1 00.....	10	5.40
50 but under 75.....	2	1.08
Less than 50 cents.....		
Totals.....	185	100.00

Minor labor, 6.4 per cent.

CHAIRS AND CHAIR STOCK.

\$4 00 and over.....	30	1.07
3 50 but under \$4 00.....	13	.46
3 00 but under 3 50.....	29	1.03
2 50 but under 3 00.....	28	1.00
2 00 but under 2 50.....	87	3.11
1 50 but under 2 00.....	307	10.97
1 25 but under 1 50.....	819	29.28
1 00 but under 1 25.....	812	29.03
75 but under 1 00.....	288	10.29
50 but under 75.....	284	10.15
Less than 50 cents.....	99	3.54
Totals.....	2,796	100.00

Minor labor, 24.9 per cent.

Note.—Sheboygan Chair Co., Sheboygan, say: "In addition we employ about 136 caners who work by the piece at home, they were paid \$9,056.25.

CIGARS.

Classification of daily wages.	Number of persons reported receiving specified wages.	Percentage.
\$4 00 and over.....	19	1.92
3 50 but under \$4 00.....	28	2.94
3 00 but under 3 50.....	42	4.52
2 50 but under 3 00.....	77	8.49
2 00 but under 2 50.....	188	21.05
1 50 but under 2 00.....	167	18.67
1 25 but under 1 50.....	93	10.30
1 00 but under 1 25.....	68	7.47
75 but under 1 00.....	62	6.79
50 but under 75.....	81	8.94
Less than 50 cents.....	79	8.71
Totals.....	905	100.00

Minor labor, 24.4 per cent.

CLOAKS.

\$4 00 and over.....
3 50 but under \$4 00.....
3 00 but under 3 50.....
2 50 but under 3 00.....	2	.68
2 00 but under 2 50.....	10	3.44
1 50 but under 2 00.....	25	8.62
1 25 but under 1 50.....	163	56.21
1 00 but under 1 25.....	18	6.40
75 but under 1 00.....	72	24.82
50 but under 75.....
Less than 50 cents.....
Totals.....	290	100.00

Minor labor 24.8 per cent.

CLOTHING,* OVERALLS, SHIRTS.

Classification of daily wages.	Number of persons reported receiving specified wages.	Percentage.
\$4 00 and over.....	53	4.12
3 50 but under \$4 00.....	15	1.16
3 00 but under 3 50.....	45	3.49
2 50 but under 3 00.....	37	2 87
2 00 but under 2 50.....	74	5.75
1 50 but under 2 00.....	107	8.32
1 25 but under 1 50.....	156	11.13
1 00 but under 1 25.....	230	17.88
75 but under 1 00.....	250	19.44
50 but under 75.....	205	15.94
Less than 50 cents.....	114	8.86
Totals.....	1,286	100.00

Minor labor, 44.3 per cent.

* MFRS. NOTES.—E. Katzenstein & Co., Milwaukee, employ 300 hands but do not give rate of wages, therefore not included in classification.

Mahler & Albenberger Co., Milwaukee, say: "Impossible to give figures," (employ 50 hands).

J. H. Rice & Friedmann Co., Milwaukee, say: "We also give employment to many who do work at home, these average about 50 hands and get about \$15,000."

Max Brothers, Milwaukee, employ about 50 hands outside of shop.

Friend Brothers, Milwaukee, say: "Impossible to fill out report blank because any figures that might be given on same could only be based on mere presumption. Most work given outside." (Employ about 700.)

Marshall Field & Co., Fond du Lac, say: "This plant was established April, 1893. The help was entirely green and this made the wages for each beginner merely nominal, nearly all of them being on piece work." (Employ about 150 hands.)

REPORT OF THE

COFFEE AND SPICE MILLS.

Classification of daily wages.	Number of persons reported receiving specified wages.	Per-centage.
\$4 00 and over.....	26	26.00
3 50 but under \$4 00.....	8	8.00
3 00 but under 3 50.....	3	3.00
2 50 but under 3 00.....	6	6.00
2 00 but under 2 50.....	13	13.00
1 50 but under 2 00.....	5	5.00
1 25 but under 1 50.....	3	3.00
1 00 but under 1 25.....	11	11.00
75 but under 1 00.....	2	2.00
50 but under 75.....	12	12.00
Less than 50 cents.....	11	11.00
Totals	100	100.00

Minor labor, 25 per cent.

COFFINS AND BURIAL CASKETS.

\$4 00 and over.....		
3 50 but under \$4 00.....		
3 00 but under 3 50.....	35	7.69
2 50 but under 3 00.....	35	7.69
2 00 but under 2 50.....	57	41.52
1 50 but under 2 00.....	40	15.38
1 25 but under 1 50.....	36	9.22
1 00 but under 1 25.....	33	4.61
75 but under 1 00.....	34	6.15
50 but under 75.....	35	7.69
Less than 50 cents.....		
Totals.....	307	100.00

Minor labor, 13 8 per cent.,

CONFECTIONERY AND STEAM BAKERIES.

\$4 00 and over.....	31	3.02
3 50 but under \$4 00.....	18	1.81
3 00 but under 3 50.....	13	1.20
2 50 but under 3 00.....	42	4.71
2 00 but under 2 50.....	64	7.37
1 50 but under 2 00.....	86	10.03
1 25 but under 1 50.....	60	6.89
1 00 but under 1 25.....	53	6.04
75 but under 1 00.....	48	5.44
50 but under 75.....	179	21.27
Less than 50 cents.....	266	31.79
Totals	862	100.00

Minor labor, 58.3 per cent.

COOPERAGE.

Classification of daily wages.	Number of persons reported receiving specified wages.	Percentage.
\$4 00 and over.....	25	.32
3 50 but under \$4 00.....	29	.39
3 00 but under 3 50.....	36	1.02
2 50 but under 3 00.....	47	1.73
2 00 but under 2 50.....	137	7.50
1 50 but under 2 00.....	438	26.16
1 25 but under 1 50.....	517	31.87
1 00 but under 1 25.....	228	13.34
75 but under 1 00.....	170	9.64
50 but under 75.....	134	7.31
Less than 50 cents.....	28	.51
Totals	1,784	100.00

Minor labor, 17.4 per cent.

COTTON AND LINEN MILLS.

\$4 00 and over.....	1	.19
3 50 but under \$4 00.....	2	.39
3 00 but under 3 30.....	4	.79
2 50 but under 3 00.....	3	.59
2 00 but under 2 50.....	13	2.58
1 50 but under 2 00.....	34	6.77
1 25 but under 1 50.....	37	7.37
1 00 but under 1 25.....	132	26.29
75 but under 1 00.....	150	29.88
50 but under 75.....	112	22.31
Less than 50 cents.....	14	2.78
Totals.....	502	100.00

Minor labor, 44.9 per cent.

CRIBS, CRADLES, COTS.

\$4 00 and over.....	2	4.54
3 50 but under \$4 00.....	1	2.27
3 00 but under 3 50.....		
2 50 but under 3 00.....		
2 00 but under 2 50.....	1	2.27
1 50 but under 2 00.....	8	18.17
1 25 but under 1 50.....	6	13.63
1 00 but under 1 25.....	3	6.81
75 but under 1 00.....	12	27.26
50 but under 75.....		
Less than 50 cents.....	11	24.99
Totals.....	44	100.00

Minor labor, 52.2 per cent.

STONE, GRANITE, MARBLE.

Classification of daily wages.	Number of persons reported receiving specified wages.	Percentage.
\$4 00 and over	21	4.35
3 50 but under \$4 00.....	44	9.12
3 00 but under 3 50.....	17	3.52
2 50 but under 3 00.....	50	10.37
2 00 but under 2 50.....	96	19.19
1 50 but under 2 00.....	146	30.28
1 25 but under 1 50.....	100	20.74
1 00 but under 1 25.....		
75 but under 1 00.....	5	10.37
50 but under 75.....	3	6.22
Less than 50 cents.....		
Totals.....	482	100.00

Minor labor, 16.5 per cent.

DAIRY IMPLEMENTS.

\$4 00 and over.....	3	2.38
3 50 but under \$4 00.....	2	1.58
3 00 but under 3 50.....	2	1.58
2 50 but under 3 00.....	4	3.17
2 00 but under 2 50.....	24	19.04
1 50 but under 2 00.....	38	30.15
1 25 but under 1 50.....	26	20.63
1 00 but under 1 25.....	16	12.69
75 but under 1 00.....	6	4.76
50 but under 75.....	4	3.17
Less than 50 cents.....	1	.79
Totals.....	126	100.00

Minor labor, 8.6 per cent.

DISTILLING, BOTTLING MEDICAL WATER.

\$4 00 and over.....	13	5.01
3 50 but under \$4 00.....	2	.77
3 00 but under 3 50.....	15	5.79
2 50 but under 3 00.....	10	3.86
2 00 but under 2 50.....	21	8.01
1 50 but under 2 00.....	77	29.72
1 25 but under 1 50.....	52	20.07
1 00 but under 1 25.....	13	5.01
75 but under 1 00.....	30	11.58
50 but under 75.....	26	10.03
Less than 50 cents.....		
Totals	259	100.00

Minor labor 21.5 per cent.

DRUGS AND CHEMICALS.

Classification of daily wages.	Number of persons reported receiving specified wages.	Percentage.
\$4 00 and over.....	1	2.56
3 50 but under \$4 00.....		
3 00 but under 3 50.....		
2 50 but under 3 00.....	1	2.56
2 00 but under 2 50.....	3	7.69
1 50 but under 2 00.....	13	33.33
1 25 but under 1 50.....	8	20.51
1 00 but under 1 25.....	10	25.64
75 but under 1 00.....	1	2.56
50 but under 75.....	2	5.12
Less than 50 cents.....		
Totals.....	39	100.00

Minor labor, 7.6 per cent.

ELECTRICAL AND GAS FITTING SUPPLIES.

\$4 00 and over.....	10	2.51
3 50 but under \$4 00.....	9	2.26
3 00 but under 3 50.....	9	2.26
2 50 but under 3 00.....	37	9.29
2 00 but under 2 50.....	58	14.56
1 50 but under 2 00.....	95	23.86
1 25 but under 1 50.....	47	11.80
1 00 but under 1 25.....	27	6.78
75 but under 1 00.....	32	8.03
50 but under 75.....	57	14.32
Less than 50 cents.....	17	4.27
Totals.....	398	100.00

Minor labor, 26.5 per cent.

ELECTRIC LIGHTING, POWER, STREET RAILWAYS.

\$4 00 and over.....	13	1.03
3 50 but under \$4 00.....	6	.47
3 00 but under 3 50.....	17	1.35
2 50 but under 3 00.....	38	3.02
2 00 but under 2 50.....	64	5.18
1 50 but under 2 00.....	1004	79.84
1 25 but under 1 50.....	81	6.44
1 00 but under 1 25.....	20	1.59
75 but under 1 00.....	9	.71
50 but under 75.....	4	.31
Less than 50 cents.....		
Totals.....	1256	100.00

Minor labor 1.2 per cent.

ELEVATORS—(Passenger, Freight.)

Classification of daily wages.	Number of persons reported receiving specified wages.	Per centage.
\$4 00 and over.....	2	2.94
3 50 but under \$4 00.....	4	5.88
3 00 but under 3 50.....	4	5.88
2 50 but under 3 00.....	6	8.82
2 00 but under 2 50.....	27	39.69
1 50 but under 2 00.....	10	14.70
1 25 but under 1 50.....	5	7.35
1 00 but under 1 25.....	5	7.35
75 but under 1 00.....	3	4.41
50 but under 75.....	2	2.94
Less than 50 cents.....		
Totals.....	68	100.00

Minor labor 7.3 per cent.

EXCELSIOR.

\$4 00 and over.....	2	2.29
3 50 but under \$4 00.....	1	1.14
3 00 but under 3 50.....	1	1.14
2 50 but under 3 00.....	1	1.14
2 00 but under 2 50.....	7	8.04
1 50 but under 2 00.....	13	14.93
1 25 but under 1 50.....	30	34.47
1 00 but under 1 25.....	19	21.76
75 but under 1 00.....	7	8.04
50 but under 75.....	6	6.89
Less than 50 cents.....		
Totals.....	87	100 00

Minor labor, 14.8 per cent.

FLOUR AND FEED.

\$4 00 and over.....	81	3.98
3 50 but under \$4 00.....	40	1.96
3 00 but under 3 50.....	89	4.38
2 50 but under 3 00.....	170	8.37
2 00 but under 2 50.....	245	12.06
1 50 but under 2 00.....	828	40.76
1 25 but under 1 50.....	359	17.67
1 00 but under 1 25.....	108	5.31
75 but under 1 00.....	63	3.10
50 but under 75.....	18	.88
Less than 50 cents.....	10	.49
Totals.....	2,031	100.00

Minor labor, 4.3 per cent.

FURNITURE, UPHOLSTERY.

(NOT INCLUDING CHAIRS)

Classification of daily wages.	Number of persons reported receiving specified wages.	Per-centage.
\$4 00 and over.....	25	.35
3 50 but under \$4 00.....	17	.64
3 00 but under 3 50.....	57	2.17
2 50 but under 3 00.....	109	4.15
2 00 but under 2 50.....	270	10.29
1 50 but under 2 00.....	281	10.70
1 25 but under 1 50.....	690	26.30
1 00 but under 1 25.....	629	23.97
75 but under 1 00.....	196	7.27
50 but under 75.....	293	11.16
Less than 50 cents.....	56	2.13
Totals.....	2,623	100.00

Minor labor, 20.4 per cent.

FURS, GLOVES, MITTENS, ETC.

\$4 00 and over....	2	.87
3 50 but under \$4 00.....	2	.87
3 00 but under 3 50.....	12	5.23
2 50 but under 3 00.....	16	6.98
2 00 but under 2 50.....	25	10.91
1 50 but under 2 00.....	25	10.91
1 25 but under 1 50.....	31	13.53
1 00 but under 1 25.....	59	25.75
75 but under 1 00.....	41	17.90
50 but under 75.....	12	5.23
Less than 50 cents.....	4	1.74
Totals.....	225	100.00

Minor labor, 24.8 per cent.

GAS LIGHT.

\$4 00 and over.....	10	.20
3 50 but under \$4 00.....	4	.80
3 00 but under 3 50.....	7	1.40
2 50 but under 3 00.....	46	9.25
2 00 but under 2 50.....	92	18.51
1 50 but under 2 00.....	260	52.31
1 25 but under 1 50.....	24	4.82
1 00 but under 1 25.....	9	1.81
75 but under 1 00.....
50 but under 75.....	45	10.05
Less than 50 cents.....
Totals.....	397	100.00

Minor labor, 10.1 per cent.

GLASS WORKS—BOTTLES.

Classification of daily wages.	Number of persons reported receiving specified wages.	Percentage.
\$4 00 and over.....	70	26.88
3 50 but under \$4 00.....	3	1.15
3 00 but under 3 50.....	4	1.53
2 50 but under 3 00.....	15	5.76
2 00 but under 2 50.....	6	2.30
1 50 but under 2 00.....		
1 25 but under 1 50.....	22	8.44
1 00 but under 1 25.....	30	11.52
75 but under 1 00.....		
50 but under 75.....	110	42.24
Less than 50 cents.....		
Totals.....	260	100.00

Minor labor, 42.2 per cent.

HARDWARE SPECIALTIES.

\$4 00 and over.....	8	1.94
3 50 but under \$4 00.....	5	1.21
3 00 but under 3 50.....	5	1.21
2 50 but under 3 00.....	35	8.50
2 00 but under 2 50.....	57	13.85
1 50 but under 2 00.....	92	22.36
1 25 but under 1 50.....	82	19.93
1 00 but under 1 25.....	49	11.91
75 but under 1 00.....	25	6.07
50 but under 75.....	49	11.91
Less than 50 cents.....	3	.74
Total.....	410	100.00

Minor labor, 18.3 per cent.

HATS AND CAPS.

\$4 00 and over.....	2	2.98
3 50 but under \$4 00.....	11	16.41
3 00 but under 3 50.....	1	1.49
2 50 but under 3 00.....	4	5.96
2 00 but under 2 50.....	5	7.46
1 50 but under 2 00.....	10	14.92
1 25 but under 1 50.....	7	10.44
1 00 but under 1 25.....	5	7.46
75 but under 1.00.....	12	17.90
50 but under 75.....	10	14.92
Less than 50 cents.....		
Totals.....	67	100.00

Minor labor, 32.8 per cent.

INVALID FOOD.

Classification of daily wages.	Number of persons reported receiving specified wages.	Per-centage.
\$4 00 and over		
3 50 but under \$4 00.....		
3 00 but under 3 50.....		
2 50 but under 3 00.....		
2 00 but under 2 50.....		
1 50 but under 2 00.....	10	11.11
1 25 but under 1 50.....		
1 00 but under 1 25.....	30	33.33
75 but under 1 00.....		
50 but under 75.....		
Less than 50 cents.....	40	44.44
	10	11.11
Totals.....	90	100.00

Minor labor, 55.6 per cent.

INTERIOR AND EXTERIOR WOOD WORK.

\$4 00 and over.....	9	.87
3 50 but under \$4 00.....	8	.70
3 00 but under 3 50.....	20	2.80
2 50 but under 3 00.....	93	15.61
2 00 but under 2 50.....	82	13.68
1 50 but under 2 00.....	134	22.80
1 25 but under 1 50.....	107	18.06
1 00 but under 1 25.....	70	11.57
75 but under 1 00.....	47	7.54
50 but under 75.....	31	4.73
Less than 50 cents.....	13	1.57
Totals.....	619	100.00

Minor labor, 13.7 per cent.

IRON WORKS—MALLEABLE.

\$4 00 and over.....	8	.77
3 50 but under \$4 00.....	2	.19
3 00 but under 3 50.....	9	.87
2 50 but under 3 00.....	26	2.53
2 00 but under 2 50.....	417	40.71
1 50 but under 2 00.....	175	17.08
1 25 but under 1 50.....	125	12.20
1 00 but under 1 25.....	121	11.81
75 but under 1 00.....	105	10.25
50 but under 75.....	35	3.41
Less than 50 cents.....	1	.09
Totals.....	1,024	100.00

Minor labor, 13.6 per cent.

REPORT OF THE IRON WORKS—PIG.

Classification of daily wages.	Number of persons reported receiving specified wages.	Percentage.
\$4 00 and over.....	3	2.11
3 50 but under \$4 00.....	5	3.52
3 00 but under 3 50.....	5	3.52
2 50 but under 3 00.....	16	11.26
2 00 but under 2 50.....	96	67.60
1 50 but under 2 00.....	6	4.22
1 25 but under 1 50.....	7	4.92
1 00 but under 1 25.....	1	.70
75 but under 1 00.....	3	2.11
50 but under 75.....		
Less than 50 cents.....		
Totals.....	142	100.00

Minor labor, 7.7 per cent.

KNIT GOODS.

\$4 00 and over.....	21	1.75
3 50 but under \$4 00.....	8	.66
3 00 but under 3 50.....	12	1.00
2 50 but under 3 00.....	26	2.08
2 00 but under 2 50.....	27	2.25
1 50 but under 2 00.....	48	3.99
1 25 but under 1 50.....	60	5.00
1 00 but under 1 25.....	119	9.92
75 but under 1 00.....	311	25.94
50 but under 75.....	350	20.85
Less than 50 cents.....	318	26.52
Totals.....	1,199	100.00

Minor labor, 74.3 per cent.

LAUNDRIES—STEAM.

\$4 00 and over.....		
3 50 but under \$4 00.....	5	.86
3 00 but under 3 50.....	15	2.59
2 50 but under 3 00.....	15	2.59
2 00 but under 2 50.....	56	9.67
1 50 but under 2 00.....	47	8.11
1 25 but under 1 50.....	159	27.45
1 00 but under 1 25.....	188	32.46
75 but under 1 00.....	83	14.33
50 but under 75.....	11	1.89
Less than 50 cents.....		
Totals.....	579	100.00

Minor labor, 47.6 per cent.

LEATHER, (SCRAP).

Classification of daily wages.	Number of persons reported receiving specified wages.	Per-centage.
\$4 00 and over.....		
3 50 but under \$4 00.....		
3 00 but under 3 50.....	2	.83
2 50 but under 3 00.....		
2 00 but under 2 50.....		
1 50 but under 2 00.....	2	.83
1 25 but under 1 50.....		
1 00 but under 1 25.....	21	8.74
75 but under 1 00.....		
50 but under 75.....	215	89.56
Less than 50 cents.....		
Totals.....	240	100.00

Minor labor, 89.5 per cent.

LITHOGRAPHING AND ENGRAVING.

\$4 00 and over.....	69	13.55
3 50 but under \$4 00.....	34	6.67
3 00 but under 3 50.....	47	9.23
2 50 but under 3 00.....	30	5.89
2 00 but under 2 50.....	36	7.07
1 50 but under 2 00.....	38	7.46
1 25 but under 1 50.....	26	5.10
1 00 but under 1 25.....	30	5.89
75 but under 1 00.....	46	9.03
50 but under 75.....	95	18.65
Less than 50 cents.....	58	11.39
Totals.....	509	100.00

Minor labor, 38. per cent.

LUMBER, LATH, SHINGLES.

\$4 00 and over.....	503	2.29
3 50 but under \$4 00.....	274	1.25
3 00 but under 3 50.....	391	1.78
2 50 but under 3 00.....	858	3.91
2 00 but under 2 50.....	1,842	8.41
1 50 but under 2 00.....	8,772	40.05
1 25 but under 1 50.....	6,226	28.42
1 00 but under 1 25.....	2,332	10.64
75 but under 1 00.....	451	2.05
50 but under 75.....	182	.83
Less than 50 cents.....	24	.10
Totals.....	21,855	100.00

Minor labor, 2.9 per cent.

REMARKS.—The exhibit on the four pages following may be regarded as an epitome of the lumber industry in the state of Wisconsin. Nor should it be overlooked that much of its value comes from the skilled hand of the book-keeper.

THE PESHTIGO LUMBER CO.

PESHTIGO, WIS., January 16, 1894.

J. DOBBS, ESQ., Madison.

Dear Sir—Inclosed please find our salary and wage list for 1893.

Very truly yours,

THE PESHTIGO LUMBER CO.,

By WM. ELLIS, JR., Cashier.

Statement showing salaries and wages paid in 1893.

General salaries.	Salary.	Perquisites.
Secretary and treasurer.....	\$5,000 00
Logging superintendent.....	2,500 00
Cashier.....	1,680 00
Steam mill foreman	1,800 00	House and horse.
Harbor house keeper.....	1,300 00	Board of family.
Harbor master.....	1,400 00	House and horse.
Steam mill engineer	1,100 00	Board, sawing season.
Water mill foreman	1,400 00
Book keeper in office.....	1,200 00	House.
Assistant book keeper and store cashier.....	800 00
Head clerk in store.....	1,000 00
Gardener.....	600 00
Total general salaries.....	\$19,780 00	

Employees at work all of year.

Occupation.	No. men.	Wages per day.
Blacksmith shop foreman.....	1	\$2 50
Blacksmith shop assistants.....	2	2 25
Blacksmith shop helper.....	1	2 00
Machine shop foreman.....	1	3 25
Machine shop helper.....	1	2 25
Barn foreman (Sundays included).....	1	1 85
Coachman (Sundays included).....	1	1 50
Clerk in village store.....	1	1 92
Clerks in village store.....	2	1 73
Clerk in village store (girl).....	1	75
Clerk in harbor store (porter during sawing sea son incl).....	1	2 78
Farm hands.....	2	1 25
Grist mill.....	1	1 34
Watchman.....	1	1 25
Harness maker.....	1	1 50
Lumber yard foreman.....	1	2 28
Delivery man in village store.....	1	1 65
Delivery boy in village store.....	1	1 25
Laborer in barn.....	1	1 25
Total average per day, \$1.81	22	39.78

Labor employed part of year.

Sawing season.	No. men.	Wages per day.
Foreman upper boom.....	1	\$2 75
Foreman lower boom.....	1	2 50
Foreman harbor boom.....	1	2 50
Scaler of rafted logs	1	2 25
Engineer on locomotive.....	1	2 75
Fireman on locomotive....	1	1 50
Conductor on railroad.....	1	2 00
Car greaser.....	1	1 50
Track foreman.....	1	1 75
Track laborers.....	1	1 50
Track laborers.....	2	1 25
Boom laborers.....	45	1 50
Ship carpenters.....	1	2 40
Lumber yard village.....	15	1 25
Loading barges.....	50	1 42
Water mill crew.....	101	1 51
Steam mill crew.....	128	1 58
Total.....	352	1 53

Logging season.	No. men.	Wages per month.*
Camp, foremen.....	8	\$50 00
Cooks (Sundays included).....	1	40 00
Cooks (Sundays included).....	7	35 00
Scalers.....	8	26 00
Teamsters, etc.....	172	26 00
Sawyers, etc.....	110	24 00
Chainers and swamper.....	25	22 00
Chainers and swamper.....	11	20 00
Chainers and swamper.....	1	16 00
Chainers and swamper.....	1	18 00
Cookies.....	9	22 00
Cookies.....	3	20 00
Total.....	356	\$25 45
Jobbers, scalers, etc.....	21	\$35 00
Drivers.....	149	\$2 70 p.day.

* With board included.

Statement of Salaries—Continued.

Mill Hands Sawing Season of 1893.	Total No.	Steam No.	Wages.	Water No.	Wages.
Circular filers.....	2	1	\$4 00	1	\$3 50
Band saw filer.....	1			1	5 00
Band saw sawyer.....	1			1	3 50
Circular sawyers.....	5	2	3 50	2	3 12½
Millwrights.....	2	1	3 25	1	2 25
Assistant millwrights.....	2	1	2 25		
Gang filer.....	1	1	2 65	1	2 00
Blacksmith.....	1	1	2 50		
Time keeper.....	1	1	2 42		
Filer of lath and picket saws	2	1	2 15	1	2 50
Circular saw setters.....	5	2	2 42	3	2 11
Second engineer.....	1	1	2 08		
Running edgers.....	3	1	2 00	2	1 75
Running edgers.....	2	1	1 80	1	1 50
Fireman.....	1	1	1 65		
Assistant filers.....	1	1	1 80		
Scalers.....	3	1	2 85	2	1 60
Watchmen.....	2	1	2 90	1	1 50
Clearing gangs.....	6	6	1 76		
Attendant fire pump.....	1	1	1 72		
Working on trimmers.....	10	4	1 65	6	1 50
Doggers on circulars.....	5	2	1 66	3	1 58
Behind circulars.....	10	7	1 66	3	1 58
Dogging logs.....	2	1	1 42	1	2 66
Rolling logs on carriages.....	7	4	1 58	3	1 42
Running splitters.....	2	2	1 64		
Tail sawyers for gang.....	2	2	1 58		
Lath pullers.....	6	2	1 50	4	1 38
Shifting lumber from band saw.....	1			1	1 50
Bolt pullers.....	6	2	1 42	4	1 38
Greasers.....	2	1	1 50	1	1 58
Barnman.....	1	1	1 50		
Yard man.....	1	1	1 50		
Clearing splitters.....	3	2	1 42	1	1 58
Clearing trimmers.....	4	2	1 38	2	1 42
Clearing edgers.....	7	3	1 42	4	1 58
Clearing conveyors.....	2	2	1 42		
Running slab saw.....	6	4	1 42	2	1 46
Cutting edgings.....	5	4	1 42	1	1 34
Shoving pickets.....	1	1	1 00		
Laborers, men.....	50	32	1 42	18	1 34
Laborers, boys.....	15	6	1 00	9	75
Laborers, boys.....	4	4	1 27		
Teamsters.....	9	6	1 42	3	1 58
Tying lath.....	6	2	1 42	4	1 04
Slab man.....	16	7	1 42	9	1 34
Taking out edgings.....	6	2	1 42	4	1 34
Totals.....	229	128	\$1 58	101	\$1 51

MACHINE SHOPS, STEAM ENGINES, IRON FOUNDERS.

Classification of daily wages.	Number of persons reported receiving specified wages.	Percentage.
\$4 00 and over.....	127	2.52
3 50 but under \$4 00.....	97	1.92
3 00 but under 3 50.....	204	4.05
2 50 but under 3 00.....	675	13.11
2 00 but under 2 50.....	1,312	26.08
1 50 but under 2 00.....	1,031	20.49
1 25 but under 1 50.....	814	16.08
1 00 but under 1 25.....	330	6.56
75 but under 1 00.....	195	3.87
50 but under 75.....	200	3.97
Less than 50 cents.....	45	.89
Totals.....	5 030	100.00

Minor labor, 8.7 per cent.

MATCHES.

\$4 00 and over.....	2	.40
3 50 but under \$4 00.....	2	.40
3 00 but under 3 50.....		
2 50 but under 3 00.....	5	1.10
2 00 but under 2 50.....	6	1.42
1 50 but under 2 00.....	37	8.80
1 25 but under 1 50.....	79	18.80
1 00 but under 1 25.....	34	8.09
75 but under 1 00.....	54	12.86
50 but under 75.....	159	37.84
Less than 50 cents.....	42	9.99
Totals.....	420	100.00

Minor labor, 60.5 per cent.

MATRESSES AND BEDDING.

\$4 00 and over.....	19	1.25
3 50 but under \$4 00.....	19	1.25
3 00 but under 3 50.....	27	3.76
2 50 but under 3 00.....	33	5.64
2 00 but under 2 50.....	48	10.34
1 50 but under 2 00.....	72	20.99
1 25 but under 1 50.....	57	13.16
1 00 but under 1 25.....	68	16.61
75 but under 1 00.....	45	10.65
50 but under 75.....	55	12.53
Less than 50 cents.....	27	3.76
Totals.....	482	100.00

Minor labor, 26.9 per cent.

MILLINERY.

Classification of daily wages.	Number of persons reported receiving specified wages.	Per-centage.
\$4 00 and over.....	7	1.56
3 50 but under \$4 00.....	6	1.34
3 00 but under 3 50.....	7	1.56
2 50 but under 3 00.....	12	2.68
2 00 but under 2 50.....	13	2.90
1 50 but under 2 00.....	86	19.23
1 25 but under 1 50.....	110	24.60
1 00 but under 1 25.....	41	9.17
75 but under 1 00.....	165	36.91
50 but under 75.....		
Less than 50 cents.....		
Totals.....	447	100.00

Minor labor, 86.9 per cent.

MINING—IRON, LEAD AND ZINC.

\$4 00 and over....	3	3.00
3 50 but under \$4 00.....		
3 00 but under 3 50.....		
2 50 but under 3 00.....	2	2.00
2 00 but under 2 50.....	4	4.00
1 50 but under 2 00.....	89	89.00
1 25 but under 1 50.....		
1 00 but under 1 25.....	2	2.00
75 but under 1 00.....		
50 but under 75.....		
Less than 50 cents.....		
Totals.....	100	100.00

Minor labor, none.

PAINTS, OILS AND GREASES.

\$4 00 and over.....	16	10.32
3 50 but under \$4 00.....	1	.64
3 00 but under 3 50.....	2	1.29
2 50 but under 3 00.....	4	2.58
2 00 but under 2 50.....	2	1.29
1 50 but under 2 00.....	66	43.57
1 25 but under 1 50.....	30	19.35
1 00 but under 1 25.....	20	12.90
75 but under 1 00.....	10	6.45
50 but under 75.....	4	2.58
Less than 50 cents.....		
Totals.....	155	100.00

Minor labor, 9. per cent.

REPORT OF THE PAILS, WASHTUBS.

Classification of daily wages.	Number of persons reported receiving specified wages.	Per-centage.
\$4 00 and over.....	1	.46
3 50 but under \$4 00.....	5	2.84
3 00 but under 3 50.....	10	4.69
2 50 but under 3 00.....	15	7.04
2 00 but under 2 50.....	14	6.69
1 50 but under 2 00.....	40	18.77
1 25 but under 1 50.....	63	29.57
1 00 but under 1 25.....	84	16.07
75 but under 1 00.....	29	14.61
50 but under 75.....	2	.93
Less than 50 cents.....		
Totals.....	213	100.00

Minor labor, 31.6 per cent.

PAPER AND PULP.

\$4 00 and over.....	38	1.17
3 50 but under \$4 00.....	10	.30
3 00 but under 3 50.....	131	4.03
2 50 but under 3 00.....	99	3.05
2 00 but under 2 50.....	179	5.51
1 50 but under 2 00.....	1,011	31.15
1 25 but under 1 50.....	715	22.93
1 00 but under 1 25.....	330	10.19
75 but under 1 00.....	575	17.72
50 but under 75.....	180	4.00
Less than 50 cents.....	26	.80
Totals.....	3,244	100.00

Minor labor, 22.5 per cent.

POTTERIES.

\$4 00 and over.....	2	2.33
3 50 but under \$4 00.....	2	2.38
3 00 but under 3 50.....	3	3.57
2 50 but under 3 00.....	8	9.52
2 00 but under 2 50.....	19	22.61
1 50 but under 2 00.....	11	13.09
1 25 but under 1 50.....	9	10.71
1 00 but under 1 25.....	6	7.14
75 but under 1 00.....	17	20.23
50 but under 75.....	7	8.33
Less than 50 cents.....		
Totals.....	84	100.00

Minor labor, 35.6 per cent.

PRINTERS' SUPPLIES.

Classification of daily wages.	Number of persons reported receiving specified wages.	Per-centage.
\$4 00 and over.....	5	2.61
3 50 but under \$4 00	3	1.57
3 00 but under 3 50	5	2.61
2 50 but under 3 00	6	3.14
2 00 but under 2 50	12	6.28
1 50 but under 2 00	35	18.32
1 25 but under 1 50	38	19.89
1 00 but under 1 25	36	18.84
75 but under 1 00	24	12.56
50 but under 75	17	8.89
Less than 50 cents.....	10	5.23
Totals.....	191	100.00

Minor labor, 24.6 per cent.

PRINTING, PUBLISHING, BOOKBINDING.

\$4 00 and over.....	130	4.95
3 50 but under \$4 00.....	66	2.51
3 00 but under 3 50.....	151	5.75
2 50 but under 3 00.....	295	11.24
2 00 but under 2 50.....	360	13.72
1 50 but under 2 00.....	354	13.49
1 25 but under 1 50.....	179	6.82
1 00 but under 1 25.....	230	8.76
75 but under 1 00.....	250	9.53
50 but under 75.....	319	12.16
Less than 50 cents.....	289	11.01
Totals	2,623	100.00

Minor labor, 32 6 per cent.

PROVISIONS.

\$4 00 and over.....
3 50 but under \$4 00.....
3 00 but under 3 50.....	2	4.16
2 50 but under 4 00.....	2	4.16
2 00 but under 2 50.....	4	8.33
1 50 but under 2 00.....	6	12.49
1 25 but under 1 50.....	6	12.49
1 00 but under 1 25.....	5	10.41
75 but under 1 00.....	6	12.98
50 but under 75.....	16	23.32
Less than 50 cents.....	1	2.08
Totals.....	48	100.00

Minor labor, 38.2 per cent.

RAILWAY SHOPS.

Classification of daily wages.	Number of persons reported receiving specified wages.	Percentage.
\$4 00 and over.....	52	.84
3 50 but under \$4 00.....	269	4.38
3 00 but under 3 50.....	189	2.08
2 50 but under 3 00.....	658	10.73
2 00 but under 2 50.....	1,273	20.76
1 50 but under 2 00.....	2,207	35.99
1 25 but under 1 50.....	1,305	21.28
1 00 but under 1 25.....	101	1.64
75 but under 1 00.....	55	.89
50 but under 75.....	18	.29
Less than 50 cents.....	4	.06
Totals.....	6,131	100 00

Minor labor, 1.4 per cent.

REFRIGERATORS.

\$4 00 and over.....	2	.47
3 50 but under \$4 00.....
3 00 but under 3 50.....	7	1.66
2 50 but under 3 00.....	13	3.08
2 00 but under 2 50.....	23	5.46
1 50 but under 2 00.....	71	16.86
1 25 but under 1 50.....	130	30.87
1 00 but under 1 25.....	89	21.13
75 but under 1 00.....	34	8.07
50 but under 75.....	41	9.73
Less than 50 cents.....	11	2.61
Totals.....	421	100.00

Minor labor, 20.3 per cent.

ROLLING MILLS.

\$4 00 and over.....	76	6.60
3 50 but under \$4 00.....	38	3.30
3 00 but under 3 50.....	87	7.50
2 50 but under 3 00.....	84	7.30
2 00 but under 2 50.....	137	11.90
1 50 but under 2 00.....	311	27.00
1 25 but under 1 50.....	318	27.70
1 00 but under 1 25.....	66	5.70
75 but under 1 00.....	21	1.80
50 but under 75.....	9	.70
Less than 50 cents.....
Totals.....	1,147	100.00

Minor labor, 2.6 per cent.

ROPE, TWINE AND CORDAGE.

Classification of daily wages.	Number of persons reported receiving specified wages.	Percentage.
\$4 00 and over.....
3 50 but under \$4 00.....
3 00 but under 3 50.....
2 50 but under 3 00.....	1	.28
2 00 but under 2 50.....	3	.75
1 50 but under 2 00.....	3	.75
1 25 but under 1 50.....	4	1.14
1 00 but under 1 25.....	2	.57
75 but under 1 00.....	11	3.14
50 but under 75.....	3	.75
Less than 50 cents.....	9	2.57
Totals.....	36	100.00

Minor labor, 64.8 per cent.

SADDLERY, HARNESS, WHIPS, ETC.

\$4 00 and over.....	1	32
3 50 but under \$4 00.....	3	93
3 00 but under 3 50.....	5	1.60
2 50 but under 3 00.....	10	3.21
2 00 but under 2 50.....	20	6.43
1 50 but under 2 00.....	30	9.64
1 25 but under 1 50.....	22	7.07
1 00 but under 1 25.....	31	9.96
75 but under 1 00.....	50	16.07
50 but under 75.....	72	23.14
Less than 50 cents.....	67	21.54
Totals	311	100.00

Minor labor, 60.7 per cent.

SASH, DOORS, BLINDS, PLANING MILL.

\$4 00 and over	26	.62
3 50 but under \$4 00.....	35	.84
3 00 but under 3 50.....	79	1.89
2 50 but under 3 00.....	241	5.38
2 00 but under 2 50.....	635	15.20
1 50 but under 2 00.....	1,048	24.09
1 25 but under 1 50.....	863	20.67
1 00 but under 1 25.....	538	12.88
75 but under 1 00.....	310	7.42
50 but under 75.....	296	7.08
Less than 50 cents.....	99	2.37
Totals.....	4,171	100.00

Minor labor, 16.8 per cent.

SCREEN DOORS.

Classification of daily wages.	Number of persons reported receiving specified wages.	Per-centage.
\$4 00 and over	3	1.18
3 50 but under \$4 00	2	.79
3 00 but under 3 50	6	2.38
2 50 but under 3 00	8	3.17
2 00 but under 2 50	10	3.96
1 50 but under 2 00	57	22.17
1 00 but under 1 50	71	28.17
1 25 but under 1 25	50	19.84
75 but under 1 00	30	11.90
50 but under 75	14	5.55
Less than 50 cents	1	.39
Totals	252	100 00

Minor labor, 17.7 per cent.

SEWER PIPE, ETC., CEMENT, COAL AND WOOD.

\$4 00 and over	184	10.48
3 50 but under \$4 00	15	.85
3 00 but under 3 50	16	.91
2 50 but under 3 00	57	3.24
2 00 but under 2 50	351	20.01
1 50 but under 2 00	519	29.58
1 25 but under 1 50	429	24.45
1 00 but under 1 25	101	5.75
75 but under 1 00	82	4.67
50 but under 75		
Less than 50 cents		
Totals	1,754	100.00

Minor labor, 4.6 per cent.

SHIPBUILDING.

\$4 00 and over	2	.17
3 50 but under \$4 00	12	1.04
3 00 but under 3 50	30	2.60
2 50 but under 3 00	325	28.17
2 00 but under 2 50	258	22.36
1 50 but under 2 00	476	41.25
1 25 but under 1 50	16	1.38
1 00 but under 1 25	16	1.38
75 but under 1 00	14	1.21
50 but under 75		
Less than 50 cents		
Totals	1,149	100.00

Minor labor, 1.2 per cent.

SOAP, LYE AND POTASH.

Classification of daily wages.	Number of persons reported receiving specified wages.	Percentage.
\$4 00 and over.....	8	4.90
3 50 but under \$4 00.....	3	1.80
3 00 but under 3 50.....
2 50 but under 3 00.....	6	3.69
2 00 but under 2 50.....	11	6.70
2 50 but under 2 00.....	38	22.00
1 25 but under 1 50.....	13	7.90
1 00 but under 1 25.....	16	9.80
75 but under 1 00.....	20	12.20
50 but under 75.....	42	26.70
Less than 50 cents.....	6	3.60
Totals.....	163	100.00

Minor labor, 42.5 per cent.

STOVES, RANGES AND FURNACES.

\$4 00 and over.....	41	4.75
3 50 but under \$4 00.....	45	5.38
3 00 but under 3 50.....	65	8.55
2 50 but under 3 00.....	113	16.16
2 00 but under 2 50.....	140	18.85
1 50 but under 2 00.....	145	21.56
1 25 but under 1 50.....	65	8.56
1 00 but under 1 25.....	38	4.27
75 but under 1 00.....	50	6.18
50 but under 75.....	43	5.77
Less than 50 cents.....	17	.95
Totals.....	760	100.00

Minor labor, 15.9 per cent.

TACKS AND SMALL NAILS.

Classification of daily wages.	Number of persons reported receiving specified wages.	Percentage.
\$4 00 and over.....	1	3.80
3 50 but under \$4 00.....	4	15.30
3 00 but under 3 50.....	2	7.60
2 50 but under 3 00.....	5	19.20
2 00 but under 2 50.....	4	15.30
1 50 but under 2 00.....	2	6.70
1 25 but under 1 50.....	8	30.70
1 00 but under 1 25.....		
75 but under 1 00.....		
50 but under 75.....		
Less than 50 cents.....		
Totals.....	26	100.00

Minor labor, 30.7 per cent.

TANNER :

\$4 00 and over.....	25	.65
3 50 but under \$4 00.....	18	.46
3 00 but under 3 50.....	53	1.37
2 50 but under 3 00.....	188	4.88
2 00 but under 2 50.....	350	9.10
1 50 but under 2 00.....	1,357	35.28
1 25 but under 1 50.....	1,243	32.31
1 00 but under 1 25.....	362	9.41
75 but under 1 00.....	175	4.55
50 but under 75.....	69	1.77
Less than 50 cents.....	2	.05
Totals.....	3,842	100.00

Minor labor, 6.3 per cent.

TINWARE AND SHEET IRON WORKS.

Classification of daily wages.	Number of persons reported receiving specified wages.	Percentage.
\$4 00 and over.....	29	2.50
3 50 but under \$4 00.....	23	1.90
3 00 but under 3 50.....	23	2.00
2 50 but under 3 00.....	65	5.70
2 00 but under 2 50.....	101	8.70
1 50 but under 2 00.....	131	11.50
1 25 but under 1 50.....	92	8.00
1 00 but under 1 25.....	102	8.90
75 but under 1 00.....	190	16.70
50 but under 75.....	245	21.50
Less than 50 cents.....	137	12.00
Totals.....	1,137	100.00

Minor labor, 50.2 per cent.

TOBACCO.

\$4 00 and over.....	9	2.80
3 50 but under \$4 00.....	5	1.50
3 00 but under 3 50.....	10	3.10
2 50 but under 3 00.....	24	7.60
2 00 but under 2 50.....	35	12.10
1 50 but under 2 00.....	56	17.80
1 25 but under 1 50.....	20	6.30
1 00 but under 1 25.....	37	11.80
75 but under 1 00.....	20	6.30
50 but under 75.....	83	26.50
Less than 50 cents.....	14	4.40
Totals.....	313	100.00

Minor labor, 37.2 per cent.

TRUNKS, VALISES, SATCHELS, ETC.

Classification of daily wages.	Number of persons reported receiving specified wages.	Percentage.
\$1 00 and over.....	19	1.35
3 50 but under \$4 00.....	14	.78
3 00 but under 3 50.....	18	1.23
2 50 but under 3 00.....	15	.90
2 00 but under 2 50.....	55	5.40
1 50 but under 2 00.....	186	20.05
1 25 but under 1 50.....	124	13.17
1 00 but under 1 25.....	351	38.73
75 but under 1 00.....	62	6.19
50 but under 75.....	66	6.64
Less than 50 cents.....	56	6.51
Totals.....	964	100.00

Minor labor, 19.3 per cent.

Note.—Abel & Bach, Milwaukee, employ 275 hands, mostly piece workers, who average \$1.00 per day.

VINEGAR, PICKLES, SAUCES, MUSTARD AND YEAST.

\$1 00 and over.....	16	7.70
3 50 but under \$4 00.....	7	3.30
3 00 but under 3 50.....	3	1.40
2 50 but under 3 00.....	8	3.80
2 00 but under 2 50.....	14	6.70
1 50 but under 2 00.....	32	15.40
1 25 but under 1 50.....	14	6.70
1 00 but under 1 25.....	8	3.80
75 but under 1 00.....	51	24.60
50 but under 75.....	49	23.10
Less than 50 cents.....	5	2.40
Totals.....	207	100.00

Minor labor 50.1 per cent.

WAGONS, CARRIAGES, SLEIGHS, HUBS AND SPOKES.

Classification of daily wages.	Number of persons reported receiving specified wages.	Per-centage.
\$4 00 and over.....	17	.50
3 50 but under \$4 00.....	26	.80
3 00 but under 3 50.....	60	1.90
2 50 but under 3 00.....	205	6.30
2 00 but under 2 50.....	583	14.50
1 50 but under 2 00.....	1,011	31.60
1 25 but under 1 50.....	703	21.20
1 00 but under 1 25.....	296	9.20
75 but under 1 00.....	177	5.50
50 but under 75.....	105	3.20
Less than 50 cents.....	5	.15
Totals.....	3,188	100.00

Minor labor, 8.8 per cent.

WATER WORKS.

\$4 00 and over.....	7	7.80
3 50 but under \$4 00.....
3 00 but under 3 50.....	3	3.30
2 50 but under 3 00.....	4	4.40
2 00 but under 2 50.....	14	15.70
1 50 but under 2 00.....	59	66.20
1 25 but under 1 50.....	1	1.12
1 00 but under 1 25.....	1	1.12
75 but under 1 00.....
50 but under 75.....
Less than 50 cents.....
Totals.....	89	100.00

Minor labor, none.

WILLOW WARE AND TOYS.

Classification of daily wages.	Number of persons reported receiving specified wages.	Percentage.
\$4 00 and over.....	1	.34
3 50 but under \$4 00.....	1	.34
3 00 but under 3 50.....	4	1.37
2 50 but under 3 00.....	2	.68
2 00 but under 2 50.....	13	4.46
1 50 but under 2 00.....	25	8.59
1 25 but under 1 50.....	33	11.34
1 00 but under 1 25.....	60	20.61
75 but under 1 00.....	49	16.83
50 but under 75.....	47	16.15
Less than 50 cents.....	56	19.24
Totals.....	291	100.00

Minor labor, 51.2 per cent.

WINDMILLS, PUMPS, TANKS, ETC.

\$4 00 and over.....	10	2.06
3 50 but under \$4 00.....	10	2.06
3 00 but under 3 50.....	9	1.85
2 50 but under 3 00.....	34	7.02
2 00 but under 2 50.....	100	20.66
1 50 but under 2 00.....	176	36.96
1 25 but under 1 50.....	73	17.14
1 00 but under 1 25.....	44	9.09
75 but under 1 00.....	12	2.67
50 but under 75.....	6	1.23
Less than 50 cents.....		
Totals.....	484	100.00

Minor labor, 3.9 per cent.

WOODENWARE.

\$4 00 and over.....	7	.70
3 50 but under \$4 00.....	4	.40
3 00 but under 3 50.....	13	1.30
2 50 but under 3 00.....	46	4.70
2 00 but under 2 50.....	64	6.50
1 50 but under 2 00.....	93	9.40
1 25 but under 1 50.....	160	16.30
1 00 but under 1 25.....	296	30.20
75 but under 1 00.....	174	17.70
50 but under 75.....	101	10.20
Less than 50 cents.....	23	2.30
Totals.....	981	100.00

Minor labor, 30.3 per cent.

WOOLEN AND WORSTED MILLS.

Classification of daily wages.	Number of persons reported receiving specified wages.	Percentage.
\$4 00 and over.....	46	1.80
3 50 but under \$4 00.....	51	2.00
3 00 but under 3 50.....	34	1.30
2 50 but under 3 00.....	58	2.30
2 00 but under 2 50.....	117	4.70
1 50 but under 2 00.....	163	6.50
1 25 but under 1 50.....	265	10.60
1 00 but under 1 25.....	274	11.00
75 but under 1 00.....	500	20.10
50 but under 75.....	589	23.70
Less than 50 cents.....	381	15.30
Totals.....	2,478	100.00

Minor labor, 56.0 per cent.

NOT ELSEWHERE CLASSIFIED.

\$4 00 and over.....	70	1.80
3 50 but under \$4 00.....	64	1.70
3 00 but under 3 50.....	92	2.40
2 50 but under 3 00.....	145	3.90
2 00 but under 2 50.....	388	10.40
1 50 but under 2 00.....	976	26.30
1 25 but under 1 50.....	935	25.20
1 00 but under 1 25.....	472	12.70
75 but under 1 00.....	221	5.90
50 but under 75.....	305	8.20
Less than 50 cents.....	33	.80
Totals.....	3,701	100.00

Minor labor, 14.9 per cent.

1893.

Table IV.—Diagram of Daily Wages Paid in Wisconsin Factories.

1893.

102

COMMISSIONER OF LABOR STATISTICS.

RATES.

PROPORTIONS.

Percentages.




TABLE V.—RECAPITULATED CLASSIFICATION OF DAILY WAGES.

INDUSTRIES.	\$4.00 and over.	\$3.50 but under \$4.00	\$3.00 but under \$3.50	\$2.50 but under \$3.00	\$2.00 but under \$2.50	\$1.50 but under \$2.00	\$1.25 but under \$1.50	\$1.00 but under \$1.25	.75 but under \$1.00	.50 but under .75	Less than \$.50	Totals.
Agricultural implements and machinery.....	30	58	64	105	498	670	105	209	134	77	2	2,622
Baskets	2	1	2	1	10	37	19	20	18	27	5	139
Beef and pork packing	27	18	20	21	94	428	189	83	69	34	983
Beehives and sections	1	1	1	7	9	17	5	17	27	85
Beer and malt	129	37	71	346	938	951	352	337	155	405	5	3,730
Boiler works.....	1	3	1	28	27	66	29	9	9	6	179
Boots and shoes.....	56	47	97	283	547	406	476	236	322	813	174	3,457
Boxes, packing	7	1	1	12	27	174	94	97	47	90	11	561
Boxes—paper and cigar.....	3	7	14	26	18	25	102	109	33	337
Brass goods	8	8	18	33	76	136	63	40	19	20	7	428
Brick and drain tile.....	6	..	3	10	45	521	329	159	115	72	16	1,276
Bridge works	9	14	5	6	15	91	41	14	5	4	2	106
Brooms, brushes, broomhandles	6	3	1	23	9	20	6	68
Butter and cheese	1	1	2	16	48	47	35	23	10	2	185
Chairs and chair stock.....	30	13	29	28	87	307	819	812	288	284	99	2,796
Cigars	19	28	42	77	188	167	93	68	62	81	79	905
Cloaks.....	2	10	25	163	18	72	250
Clothing, overalls, shirts.	53	15	45	37	74	107	156	230	250	205	114	1,586
Coffee and spice mills.....	26	8	3	6	13	5	3	11	2	12	11	100
Coffins and caskets	35	35	57	40	36	33	34	35	307
Confectionery, steam bakeries ...	31	18	13	42	64	86	60	53	48	179	266	662
Cooperage.....	25	29	36	47	137	438	517	228	170	134	28	1,784
Cotton and linen mills.....	1	2	4	3	13	34	37	132	150	112	14	502
Cribs, cradles, cots.....	2	1	1	8	6	3	12	..	11	44
Cut stone, granite, marble.....	21	44	17	50	96	146	100	5	3	482
Dairy implements.....	3	2	2	4	24	38	26	16	6	4	1	126
Distilling, bottling medical water..	13	2	15	10	21	77	52	13	30	26	259
Drugs and chemicals.....	1	1	3	13	8	10	1	2	39
Electrical and gasfitting supplies	10	9	9	37	58	95	47	27	32	57	17	398
Electric lighting street railways...	13	6	17	38	64	1004	81	20	9	4	1,256
Elevators—passenger, freight.....	2	4	4	6	27	10	5	5	3	2	68
Excelsior.....	2	1	1	1	7	13	30	19	7	6	87

TABLE V.—RECAPITULATED CLASSIFICATION OF DAILY WAGES—
Continued.

INDUSTRIES.	\$1.00 and over.	\$2.50 but under \$1.00	\$1.00 but under \$3.50	\$2.50 but under \$3.00	\$2.50 but under \$2.50	\$1.50 but under \$2.00	\$1.25 but under \$1.50	\$1.00 but under \$1.25	\$.75 but under \$1.00	\$.50 but under \$.75	Less than \$.50	Totals.
Flour and feed	81	40	89	170	245	828	359	108	63	18	10	2,031
Furniture	25	17	57	109	270	281	680	629	196	293	56	2,623
Furs, gloves, mittens, etc	2	2	12	16	25	25	31	59	41	14	4	229
Gas light	10	4	7	46	92	260	24	9	...	45	...	497
Glassworks, bottles.....	70	3	4	5	6	...	22	30	...	110	...	260
Hardware specialties.....	8	5	5	35	57	92	82	49	25	49	3	410
Hats and caps	2	11	1	4	5	10	7	5	12	10	...	67
Invalid food.....	10	...	30	40	10	90
Interior and exterior woodwork...	9	8	20	93	82	134	107	70	47	31	13	619
Iron work, malleable	8	2	9	26	417	175	135	121	105	25	1	1,024
Iron works, pig	3	5	5	16	96	6	7	1	3	...	142
Knit goods	21	8	12	25	27	48	60	113	311	250	318	1,199
Laundries—steam.....	5	15	15	56	47	159	188	83	11	519
Leather	2	2	...	21	...	215	...	240
Lithographing and engraving	69	34	47	30	36	38	26	30	46	95	58	509
Lumber, lath, shingles.....	503	274	391	158	1842	8772	6226	2332	45	182	24	21,855
Machine shops, steam engines, iron founders.....	127	97	204	675	1312	1031	814	333	195	200	45	5,030
Matches	2	2	...	5	6	37	79	34	54	159	42	420
Mattresses and bedding.....	19	19	27	33	48	72	57	68	45	55	27	482
Millinery.	7	6	7	12	13	86	110	41	165	447
Mining—iron, lead, zinc	3	2	4	89	...	2	100
Paints, oils and glasses	16	1	2	4	2	66	30	20	10	4	...	155
Pails and washtubs	1	...	5	10	15	14	40	63	34	29	2	213
Paper and pulp.....	38	10	131	99	179	1011	715	330	575	130	26	3,244
Potteries.....	2	...	2	3	8	19	11	9	6	17	7	84
Printing, publishing, book binding.	130	66	151	295	380	351	179	230	250	319	289	2,623
Provisions.....	2	2	4	6	6	5	6	16	1	48
Printers' supplies	5	3	5	6	12	35	38	36	24	17	10	191
Railway shops.....	52	269	189	658	1273	2207	1305	101	55	18	4	6,131
Refrigerators.	2	...	7	13	23	71	130	89	34	41	11	421
Rolling mills.....	76	38	87	84	137	311	318	66	21	9	...	1,047
Rope, twine, cordage.....	1	3	3	4	2	11	3	9	36

TABLE V.—RECAPITULATED CLASSIFICATION OF DAILY WAGES—
Continued.

INDUSTRIES.	\$1.00 and over.	\$3.50 but under \$4.00	\$3.00 but under \$3.50	\$2.50 but under \$3.00	\$2.00 but under \$2.50	\$1.50 but under \$2.00	\$1.25 but under \$1.50	\$1.00 but under \$1.25	.75 but under \$1.00	.50 but under .75	Less than \$.50	Totals.
Saddlery, harness, whips	1	3	5	10	20	30	22	31	50	72	67	311
Sash, doors, blinds, planing mill...	26	35	79	241	635	1048	663	538	310	296	99	4,171
Screen doors.....	3	2	6	8	10	57	71	50	30	14	1	252
Sewer pipes, etc.....	181	15	16	5	351	519	429	101	82	1,754
Ship building.....	2	12	30	325	258	476	16	16	14	1,149
Soap, lye, potash.....	8	3	...	6	11	38	13	16	20	42	6	163
Stoves, ranges, furnaces..	41	45	65	113	140	145	65	38	50	43	17	760
Tacks, small nails.....	1	..	4	..	2	5	4	2	..	8	...	26
Tanners, curriers.	25	18	53	188	350	1357	1243	362	175	69	2	3,842
Tinware, sheet iron.....	29	22	22	65	101	131	92	102	190	245	137	1,137
Tobacco.....	9	5	10	24	35	56	20	37	20	83	14	313
Trunks, valises.	19	14	18	15	55	186	124	351	62	66	56	964
Vinegar, pickles, etc.....	16	7	3	8	14	32	14	8	51	49	5	207
Wagons, carriages, etc.	17	26	60	203	583	1011	703	296	177	105	5	3,188
Waterworks.....	7	...	3	4	14	59	1	1	89
Willow ware, toys.....	1	1	4	2	13	25	33	60	49	47	56	291
Wind mills, pumps etc.....	10	10	9	34	100	176	83	44	12	6	484
Woodenware.....	7	4	13	46	64	93	160	296	174	101	23	981
Woolens, worsteds	46	51	34	58	117	113	233	274	500	589	381	2,478
Not elsewhere classed.....	70	64	92	145	388	976	935	472	221	305	33	3,701

TABLE VI —COMPARATIVE AMOUNTS OF WAGES PAID IN 1888-'89-'90-'91-'92-'93 BY INDUSTRIES.

INDUSTRIES.	1888.	1889.	1890.	1891.	1892.	1893.
Agricultural implements and machinery	\$1,072,106	\$1,195,235	\$1,051,297	\$1,406,795	\$1,408,299	\$1,672,051
Baskets.....	23,800	25,750	31,069	45,647	4,185	47,791
Beef and pork packing.....	289,509	389,434	420,622	454,732	444,572	418,885
Beehives.....					23,876	22,795
Beer and malt....	957,367	1,149,289	1,604,213	2,066,775	2,113,777	2,468,290
Boots and shoes...	761,165	567,158	873,767	1,004,508	1,085,666	1,251,194
Boxes — packing, paper, cigar.....	136,099	138,458	156,712	110,777	239,876	243,294
Brick and drain tile	168,721	160,439	112,334	315,363	233,225	205,845
Brooms and brushes	15,087	17,487	18,000	11,645	25,819	104,241
Butter, cheese and condensed milk.....					71,426	83,424
Chairs and chair-stock	551,252	710,051	*803,612	*815,550	1,009,064	821,123
Cigars	260,596	246,958	420,891	441,954	428,117	385,600
Clothing.....	454,037	474,069	463,808	555,782	690,544	781,444
Coffee and spice mills	63,085	62,888	66,804		69,927	84,144
Coffins and caskets	25,889	20,862	110,797	110,402	117,463	98,608
Concrete, cement and sewer pipe..	21,250	25,893	97,735	95,765	187,924	127,625
Confectioneries, steam bakeries..	164,853	183,932	177,406	243,971	221,307	295,166
Cooperage.....	363,361	377,262	372,382	388,021	428,081	591,786
Drugs and chemicals.....	19,776	20,879	11,156	15,920	20,007	22,840
Electric light—public.....	33,858	33,499	†	†	194,963	158,480
Elevators — carrying and passenger	25,321	35,893	81,213	67,713	98,827	239,692
Flour and feed ...	474,198	530,053	508,174	744,997	724,068	818,188
Fur goods, gloves, mittens	62,794	67,274	73,445	20,537	73,033	117,061
Furniture (not including chairs) .	1,109,495	1,280,024	1,918,886	2,086,524	1,060,965	921,542
Galvanized iron works.....	16,036	18,356	18,022	90,518	389,881	78,733
Gas works.....	167,862	164,167	248,760	329,749	208,794	218,641
Glass works, bottles.....	9,743	33,824	101,576	116,948	142,420	85,916

* Chairs included under furniture.

† Electric light classed with gas.

TABLE VI.—COMPARATIVE AMOUNTS OF WAGES PAID IN 1888-'89-'90-'91-'92-'93 BY INDUSTRIES.—Continued.

INDUSTRIES.	1888.	1889.	1890.	1891.	1892.	1893.
Glue, ink, etc.	\$11,150	\$11,040	‡	‡	\$5,726	\$7,484
Granite	61,951	40,209	73,666	71,427
Hardware special- ties	357,388	238,762
Hats and caps.	17,911	19,065	133,057	91,612	46,199	190,249
Iron mining.	92,283	145,321	218,608
Knitting works ...	263,764	273,285	202,898	318,914
Laundries.	78,780	81,561	100,056	122,743	130,045	179,934
Lead and zinc min- ing.	12,125	36,321	39,671	28,000
Leather	1,021,033	1,177,949	1,342,200	1,964,357	1,451,675	1,497,343
Lithography ...	129,807	157,511	*	*	299,376	313,264
Lumber, lath, shin- gles §	6,232,561	7,398,838	4,967,133	7,371,824	7,780,224	7,463,789
Machine shops and iron and brass foundries.	2,145,062	2,503,887	5,340,860	4,132,244	3,044,476	2,525,081
Malleable iron	154,385	246,922	†	†	150,000	139,000
Marble and cut stone	146,000	153,110	73,666	227,323	292,434	169,826
Matches	78,184	75,443
Mattresses and bed- ding	83,599	104,809	119,855	95,700	92,321	143,223
Office, bank, sa- loon, fixtures.	256,847	288,090
Paints, oil, greases	86,153	87,078	72,421	168,333	129,135	85,484
Paper and pulp.	702,325	738,697	779,784	502,444	992,773	1,254,199
Pig iron	189,930	278,082	182,561	190,703	119,568	53,430
Plumbers' Gas and Steam fitters' supplies.	85,870	163,621
Potteries.	11,505	12,717	14,933	35,695	32,419	29,193
Powder-blasting.	12,685	15,227	19,563	16,309	17,928	18,943
Printing, publish- ing, lithograph- ing and book- binding	859,671	928,645	843,898	1,220,941	1,189,722	1,260,646
Printers' supplies.	73,911	67,975
Railway shops.	1,959,375	1,859,923	1,076,064	3,081,812	3,322,695	3,244,902
Rolling mills	743,308	767,167	314,868	57,527	1,020,181	786,222

‡ Glue, ink, etc., classed with miscellaneous.

* Lithography included with printing, publishing, etc.

† Malleable iron, none reported as such.

§ Under this head are included some establishments which, in addition to sawing lumber, lath and shingles, are sawing posts, making excelsior, or, as in several instances, have planing mill in connection.

TABLE VI.—COMPARATIVE AMOUNT OF WAGES PAID IN 1888-'89-'90-'91-'92-'93 BY INDUSTRIES.—Continued.

INDUSTRIES.	1888.	1889.	1890.	1891.	1892.	1893.
Rope, twine, cord age.....	4,659	5,160	10,470	10,359	12,742	9,895
Saddlery, harness	85,647	96,471	62,015	78,651	69,450	101,082
Sash, door, blinds, planing mill*..	\$1,163,459	\$1,318,757	\$1,332,354	\$1,735,820	\$1,449,277	\$1,853,264
Shipbuilding.....	251,982	252,293	164,506	426,977	119,141	443,707
Soap, lye, potash.	42,792	48,337	56,882	57,918	86,195	71,366
Stoves, ranges, fur naces.....	127,659	72,125	86,500	147,319	21,385	360,381
Street railway....	144,016	483,849
Textile.....	451,369	442,469	650,971	1,063,573	499,096	477,344
Tinware and sheet- iron goods.....	155,535	180,193	148,650	257,541	276,257	256,812
Tobacco.....	104,663	115,192	49,679	160,826	194,393	125,843
Toys and willow- ware.....	110,151	116,697	23,884	65,408	94,735	91,590
Trunks, traveling bags, valises, etc	315,961	329,484	301,152	551,927	38,097	311,243
Vinegar, mustard, yeast.....	8,695	99,439	88,529	57,986	116,770	103,736
Wagons, carriages, sleighs.....	1,128,934	1,030,013	842,839	1,471,290	1,243,497	1,048,635
Wagon stock.....	231,875	110,129
Water supply.....	71,895	34,493
Windmills, tanks, pumps.....	150,021	175,471	175,538	144,032	166,230	246,307
Wire goods.....	11,887	57,399
Wood and coal.....	495,249	687,626
Wood pulleys..	30,000	23,451
Woodenware.....	309,378	344,716	74,735	516,735	526,131	237,206
Miscellaneous.....	128,470	152,843	1,404,207	1,721,390	607,661	1,663,270
Totals.....	\$2,009,916	\$30,169,452	\$31,808,865	\$40,866,173	\$39,685,070	\$41,623,199

* In this class are included some establishments which are also wholesaling lumber, or making box-lumber.

TABLE VII.—PER CAPITA WAGES—BY INDUSTRIES.

Showing the per capita wages paid in the years 1889 '90 '91 '92 '93; that is to say, the aggregate wages in each industry divided by the total number of operatives in each industry.

INDUSTRIES.	1889.	1890.	1891.	1892.	1893.
Coffee and spice mills	\$785 60	\$723 12	\$500 00	\$397 56	\$922 65
Flour and feed	656 72	609 32	709 84	657 64	470 22
Galvanized iron works	573 65	514 91	509 18	564 45	442 32
Paints, oils, greases	570 75	696 35	614 35	593 55	578 65
Gas works	568 05	532 57	561 98	454 88	465 41
Rolling mills	512 71	592 08	475 42	784 25	668 19
Lithography	547 25	*	*	677 32	602 43
Sewer-pipe, cement	539 50	415 89	435 29	472 17	483 43
Clothing	533 17	271 55	519 90	500 03	376 43
Beer, malt, bottling	534 78	552 03	563 30	544 64	569 78
Beehives	2 3 27	234 36
Beef and pork packing	531 17	498 89	571 75	496 30	438 17
Vinegar, mustard, yeast	529 40	192 64	536 90	463 37	288 49
Elevators passenger, freight	520 20	712 30	604 58	472 24	614 50
Printing, publishing, bookbinding	518 09	411 14	447 09	455 97	476 82
Railway shops	509 14	525 93	569 12	496 51	536 28
Boiler works (steam)	492 20	477 15	463 92	420 67
Butter, cheese, condensed milk	496 01	407 96
Foundries, machine shops, etc	477 64	563 10	463 24	524 61	420 67
Electric light	471 82	†	†	941 56	607 24
Wind mills, tanks, pumps	467 25	825 56	500 01	539 71	530 57
Hardware specialties	547 30	315 62
Boots and shoes	458 90	417 98	341 56	398 60	504 91
Marble, cut-stone	456 99	522 38	587 32	479 40	390 10
Tobacco	453 21	435 77	426 24	324 48	542 60
Glass works, bottles	450 98	507 88	567 70	560 07	25 40
Leather	441 18	438 11	562 17	434 29	422 83
Iron works, pig	410 32	605 28	434 06	445 61	187 36
Agricultural implements	427 58	558 41	515 87	543 98	649 34
Bridge works	425 45	417 10	542 01	439 03
Shipbuilding	407 02	474 22	483 55	566 77	431 27
Plumbers' and gasfitters' supplies	485 83	409 05

NOTES.—*Lithography included with printing, publishing and bookbinding. †Electric light included with gas.

TABLE VII.—PER CAPITA WAGES—BY INDUSTRIES.—Continued.

INDUSTRIES.	1889.	1890.	1891	1892.	1893.
Coffins, caskets	\$410 38	\$346 24	\$407 38	\$386 37	\$321 16
Drugs, chemicals.	409 91	418 00	442 22	434 93	581 17
Street railways.....				407 97	501 08
Paper and pulp	404 10	404 03	268 54	412 96	406 00
Furniture, not including chairs	400 69	370 21	467 67	366 64	338 84
Stoves, furnaces, ranges.....	291 98	363 48	232 93	510 10	472 09
Mining-lead, zinc	391 70	321 35	326 19	528 30
Granite.....	383 73	522 38	391 42
Confectionery, bakery	375 61	553 39	338 00	335 19	342 41
Potteries.....	374 05	324 16	318 17	390 43	356 07
Office, store and saloon fixtures.....				439 41	465 41
Sash, doors, blinds.....	373 15	349 88	378 46	309 54	287 22
Cooperage	371 03	523 32	425 47	264 53	331 71
Wagons, carriages, etc.	366 35	463 09	421 44	411 30	354 50
Mattresses, bedding.....	363 94	409 67	375 21	363 46	298 38
Cigars.....	361 73	455 39	495 46	410 92	384 43
Iron works—malleable.....	350 75	546 03	409 77	394 73	405 21
Trunks, valises, satchels, traveling bags	347 19	394 17	419 39	339 37	482 45
Furs, gloves, mittens.....	346 18	427 00	348 08	332 76	351 56
Lumber, lath, shingles.....	334 84	524 12	532 29	348 25	341 10
Wagon stock.....				418 02	399 06
Soap, lye, potash.....	322 25	439 24	534 39	678 70	446 37
Brooms, brushes	317 53	315 26	346 51	348 32	204 13
Textiles	314 14	2 9 06	253 62	230 18	276 92
Saddlery, harness	300 54	302 00	340 12	338 78	298 53
Chairs, chair stock	299 72	304 12	317 10	333 79	297 73
Willow ware, toys, etc	288 85	291 21	279 48	246 70	273 22
Glue, ink, etc.....	285 71	291 09	289 37	301 36	374 20
Waterworks.....				532 55	414 83
Wood pulleys				300 10	234 51
Printers' supplies.....				392 12	355 89
Woodenware.....	280 57	415 20	365 18	378 63	241 30

TABLE VII.—PER CAPITA WAGES—BY INDUSTRIES.—Continued.

INDUSTRIES.	1889.	1890.	1891.	1892.	1893.
Boxes—packing, paper, cigar.....	\$270 40	\$296 36	\$254 41	\$301 37	\$299 78
Laundries—steam.....	270 30	398 78	326 57	297 90	326 55
Hats, caps.....	442 25	454 12	420 08	584 69	482 86
Wire goods.....				440 40	404 21
Matches.....				242 56	162 36
Tinware, sheet iron goods.....	240 27	371 82	288 87	277 08	297 72
Baskets.....	239 68	364 98	393 59	348 75	269 43
Rope, twine, cordage.....	234 58	255 13	271 00	252 24	274 86
Brick and drain tile.....	200 88	510 60	548 45	235 25	232 77
Scrap leather.....	192 95	186 50	168 04	*	*
Knitting works.....	177 23	269 12	264 30	203 30	289 39

* None reported as such.

TABLE VIII — Showing the number of persons employed in Milwaukee, wages paid; number of persons employed outside of Milwaukee, wages paid; total number of persons employed in the state and the total wages paid.

INDUSTRIES.	MILWAUKEE.		IN THE STATE.		Total hands.	Total wages.
	Hands.	Wages.	Hands.	Wages.		
Lumber, lath and shingles			21,855	\$7,463,789	21,855	\$7,463,789
Railway repair shops	208	\$115,640	5,737	3,129,262	5,945	3,244,902
Iron works, foundries and machine shops	2,976	1,641,811	2,054	883,370	5,030	2,525,031
Beer and malt	3,678	1,926,289	654	542,001	4,332	2,468,290
Sash, doors, blinds	1,305	541,910	2,481	1,311,354	4,786	1,853,264
Agricultural implements	363	212,071	2,259	1,459,980	2,622	1,672,051
Furniture, chairs	694	229,502	3,772	1,485,163	5,466	1,513,163
Leather	1,991	843,695	1,550	653,648	3,541	1,497,343
Printing, publishing, book-binding, etc	1,553	822,183	1,070	438,463	2,623	1,260,646
Paper and pulp			3,244	1,254,199	3,244	1,254,199
Boots and shoes	1,680	427,132	1,777	823,662	3,457	1,251,194
Wagons, carriages and sleighs	430	147,941	2,718	900,694	3,148	1,048,635
Flour and feed	497	257,616	1,572	560,567	2,131	818,183
Clothing	1,065	547,537	1,028	239,661	2,093	787,188
Brass and iron goods	787	345,890	696	393,839	1,483	739,729
Woolens and worsteds	1,020	205,212	1,458	530,201	2,478	735,413
Coal and wood	529	239,141	817	438,485	1,346	687,626
Cooperage	273	106,205	1,511	385,581	1,784	591,786
Street railway	780	403,351	180	84,498	960	488,449
Shipbuilding	223	112,877	926	335,830	1,149	448,707
Beef and pork packing	814	334,378	169	84,417	983	418,885
Gas and electric light	706	224,536	252	153,185	958	377,721
Stoves, ranges and furnaces	619	296,095	131	61,286	750	360,381
Cigars	400	136,651	505	221,199	905	357,850
Woodenware	166	72,640	815	264,566	981	337,206
Crackers and confectionery	571	199,174	291	95,392	862	295,166
Interior and exterior wood-work	558	270,021	61	17,069	619	288,090
Trunks, valises	349	120,165	415	163,083	764	283,248
Tinware, sheetiron	1,137	256,311			1,137	256,311
Pumps, tanks and windmills	23	1,492	461	246,815	484	248,307
Boxes	440	121,950	453	121,344	893	243,294

TABLE VIII.—*Showing the number of persons employed in Milwaukee, wages paid; number of persons employed outside of Milwaukee, wages paid; total number of persons employed in the state and the total wages paid.*—Continued.

INDUSTRIES.	MILWAUKEE.		IN THE STATE.		Total hands	Total wages.
	Hands.	Wages.	Hands.	Wages.		
Millinery, straw goods.....	147	\$33,736	394	\$190,249	541	\$223,985
Nails, tacks.....	489	154,100	179	64,862	668	218,962
Laundries	216	69,008	263	110,926	579	179,934
Cut stone, marble.....	173	81,060	309	87,766	482	169,826
Plumbers' and steamfitters' supplies	364	150,196	36	13,425	400	163,621
Mattresses, spring beds.....	218	75,546	264	67,077	482	143,223
Bridge building ..	204	127,842	204	127,842
Plaster, sewer pipe and cement	230	105,838	34	21,787	264	127,625
Tobacco	313	125,843	313	125,843
Gloves, mittens.....	311	104,942	38	13,119	349	117,061
Not elsewhere classed.....	2,522	1,025,873	6,577	2,675,326	9,109	3,701,200
Total ..	29,794	\$12,119,002	72,531	\$29,504,197	102,325	\$41,623,199

TABLE IX—RECORD OF LOSSES BY FIRE IN FACTORIES *for the*
manufacturers—Classi

INDUSTRIES.	1885.	1886.
Agricultural implements.....		\$3,000 00
Art—pictures, etc		
Baskets.....		
Beef and pork packing.....		
Beer and malt.....		3,000 00
Boilers—steam.....		4,500 00
Boots and shoes.....		
Boxes—packing.....		1,000 00
Brick		
Butter and cheese		
Canning and pickling		
Chairs and chair stock		5,000 00
Chemical goods.....		
Clothing.....		
Cigars and tobaccos.....		
Coal and wood.....		
Coffee and spice		
Coffins and burial caskets		
Condensed milk.....		
Confectionery and steam bakeries		4,000 00
Cooperage.....		5,000 00
Cribs, cradles and cots.....		
Dairy implements.....		
Distillers and rectifiers.....		
Electric light plants.....		
Flour and feed		3,100 00
Furniture.....	\$1,033 00	69,500 00
Gas works.....		
Glass.....		
Gloves, mittens, etc.		
Hammocks and fly nets.....		
Ice houses.....		
Iron works (pig) and mining.....		12,500 00
Lamps and brass goods.....		
Laundries—steam		

years 1885, 1886, 1887, 1888, 1889, 1890, 1891, 1892 and 1893, reported by
fed by industries.

1887.	1888.	1889.	1890.	1891.	1892.	1893.
\$10 00	\$150 00	\$19,425 00	\$13,500 00	\$75 00	\$100 00	\$2,712 00
.....	22,000 00
.....	500 00
.....	500 00	500 00	168 00
50 000 00	793 70	507,096 90	15,510 30	2,304 00	399,800 00	23,695 00
.....	12,000 00	250 00
.....	9,020 00	25 00	25 00
.....	1,400 00	10 00	16,642 00	5,000 00
.....	700 00
.....	3,000 00
.....	5,000 00
5,000 00	10 00	150 00	4,169 00
.....	26,500 00
.....	40,000 00	10,000 00
.....	3,611 00	136,828 00
.....	510 00	1,275 00	3,400 00	900 00
.....	325 00	20 00
.....	2,000 00	10,000 00
.....	50 00
.....	104,463 33	127 00	100 00
350 00	26,200 00	4,575 00	21,000 00	24,500 00	900 00	11,500 00
.....	20,000 00	22,000 00
.....	60,000 00
.....	23,000 00	70,000 00	707 00
.....	50 00	5 00	900 00	200 00	3,205 00
7,500 00	90,200 00	150,800 00	915 00	45,350 00	500 00
95,000 00	700 00	2,900 00	47,700 00	3,175 00	13,028 00	10,729 00
.....	4,500 00	25,000 00	26,153 00
.....	22,868 00
.....	300 00	300 00
.....	65,379 00	1,000 00
.....	1,000 00
.....	28,841 60	5,017 00	5,100 00	5,685 00	700 00
.....	21,000 00
.....	40 00	177 00	5,000 00	1,100 00

TABLE IX.—RECORD OF LOSSES BY FIRE IN FACTORIES *for the*
manufacturers—Classi

INDUSTRIES.	1885.	1886.
Leather	\$54,000 00
Lumber, lath, shingles, etc.	8,000 00	\$487,000 00
Machine shops, iron and brass foundries.	15,505 00	2,000 00
Marble and stone.
Matches.
Mattresses and bedding.
Paints, oils, etc.
Paper and pulp.
Plumbers' and steam fitters' supplies.
Potteries.
Powder mill.
Printing, publishing, bookbinding.	6,900 00	1,550 00
Provisions.
Railway shops.	30,000 00
Rope and twine.	600 00
Sacks—cotton, paper and jute.
Saddlery.
Sash, doors, blinds, planing mills.	30,300 00	12,000 00
Ship building.
Soap.	15,000 00
Tinware and sheet iron works.
Toys.
Trunks, valises, etc.
Upholstery.
Wagons, carriages, sleighs, etc.
Wall plaster.
Windmills, pumps, tanks, etc.
Woodenware.
Wood split pulleys.
Woolen, worsted and cotton mills.	3,000 00
Miscellaneous.
Grand totals.	\$115,468 00	\$661,750 00

years 1885, 1886, 1887, 1888, 1889, 1890, 1891, 1892 and 1893, reported by
fied by industries.

1887.	1888.	1889.	1890.	1891.	1892.	1893.
\$100 00		\$90 00	\$146,500 00	\$60,750 00	\$149,770 00	\$177,200 00
375,402 57	\$162,290 00	238,533 21	164,090 00	606,652 00	111,406 00	240,757 00
82,450 00	118,402 60	12,485 49	48,934 00	29,260 00	196,258 00	43,890 00
			729 00			
				100 00		11,094 00
12,000 00			370 00	233 00	150,050 00	
		20,000 00				11,500 00
	215,000 00	55,000 00	176,100 00	11,000 00	13,530 00	51,000 00
						10,580 00
	1,200 00			375 00	24,000 00	
				3,500 00		
2,040 00	1,983 60	60 00	617 00	1,000 00	6,147 00	2,686 00
					3,000 00	
		3,963 30	600 00	116 00	11,301 00	
				3,000 00		
					85,000 00	
				400 00		
37,350 00	117,000 00	30,972 73	31,300 00	19,043 00	69,150 00	22,660 00
				2,200 00	4,530 00	
	15,100 00				16,062 00	165 00
	800 00			45,000 00		22,125 00
				40,000 00		
3,000 00	200 00			400 00	460 00	
					80,000 00	
17,000 00		12,800 00	23,000 00	19,500 00	87,775 00	25,949 00
		431 31				
800 00	1,600 00		4,000 00	2,500 00		
25,000 00	10,000 00		40,000 00	4,000 00	10,000 00	
				50,000 00		
	355 21	2,286 03	1,811 00	300 00		
						16,671 00
\$713,002 57	\$814,190 04	\$1,117,065 97	\$810,014 00	\$986,879 00	\$1,963,532 00	\$747,396 00


In connection with the foregoing tables, showing fire losses in the factories of Wisconsin, the following suggestive editorial from "The Age of Steel," under date of August 8, 1894, calls attention to the great waste by fires in the country as a whole:

"OUR ANNUAL ASH-HEAP.—The annual destruction of property by fire represents an enormous loss of public money. That in 1893 has been placed in excess of \$150,000,000. To this must be added the cost of sustaining insurance companies, approximating nearly \$70,000,000, and the cost of sustaining fire departments, which is not less than \$25,000,000, these bringing up the fire tax of the past year to not less than \$250,000,000. Much of this loss is due to what has been aptly described as 'combustible architecture,' in which fire prevention has not received the attention it deserves. In the construction of mills and factories economy and safety should go hand in hand, the prevention of fire, at any rate, an item of special study with the builders. The modern manufacturing plant is, as a rule, much more costly and extensive than those of but a few years ago. Its equipments represent large outlays of capital, while the number of hands employed vastly increase the risks to life and limb. There is also a marked tendency in some of our large cities to group various plants in manufacturing districts, in some of which the fire hazards are largely increased by the storage or handling of combustible materials. Under conditions favoring conflagrations it can easily be seen that a fire, once having a good headway with an enormous amount of material in which to spread, might defy the wisest and most heroic efforts to subdue it, and thus entail severe losses of property if not of life.

"Laxity or indifference to fire hazards in many mills, as also in other buildings, have multiplied disasters to such an extent that in some cases buildings are without tenants for the reason that the tenant cannot obtain insurance on their contents, while a number of insurance companies have either failed or withdrawn from business, being unable to meet their obligations. The causes of fire can in many instances be traced to ignorance, carelessness and crime, and these shared by owners, occupants, architects and builders.

"Much, of course, is being done to remedy what is statistically an increasing menace to property and life. The freer use of steel and iron, severer restrictions to the use of combustible material in floors, walls, passage ways and roof, the use of automatic sprinklers and more searching investigations as to the causes of fires on the part both of the police and insurance companies, are all more or less preventative of fires. The fire bill, however, lengthens its ghastly column of costs, and it is evident that much has yet to be done before the ash heap of a year ceases to be a huge pile of cremated dollars.

"The forest fires that of late have made a broad and deadly swath of destruction and death in some of our timber states are not easily in the range of prevention, though in many cases the lack of a spark arrester on a locomotive has started the fiery wave on its course. One thing, however, is evident, that in locating towns in heavily timbered districts more prudence and judgment should be shown in marking the distance between the houses of the citizens and the woods in their proximity. Where the risks of forest fires are incurred, precautions should be in correspondence with the danger."



SYNOPTICAL REPORT

OF

**Inspection of Factories
and Workshops.**

NOTE.—The absence of any remarks in connection with the description of manufacturing plants denotes that the machinery, elevators and stairways are well guarded, the sanitary condition good, and that no children under 14 years of age are employed. Establishments employing less than five persons are necessarily omitted.

REPORT OF INSPECTION.

ESTABLISHMENTS INSPECTED.	NUMBER OF EMPLOYEES.			Cost of new building im- provements.	Cost of new machinery
	Male.	Fem.	Total		
ALMA-BUFFALO CO.					
<i>Inspected April, 1893, by Van Etten.</i>					
ALMA BREWING CO., THE. Five buildings—three 2-st. brick; two 1-st. frame; one boiler; one engine, 14 horse power. Estab. 1871.....	7	7	\$300
ALMA MILLING CO., mfrs. flour and feed. Two build- ings—one 3-st. frame; one 1 st brick; two boilers; one engine, 105 horse power. Estab. 1888	6	6
LAUE FRED., mfr. lumber, lath and shingles. Two 1-st frame buildings; several sheds; one boiler; one engine, 50 horse power. Estab. 1865	20	20		
ALMENA-BARRON CO.					
<i>Inspected June, 1893, by Van Etten.</i>					
HUNTER W. L., mfr. lumber. Four buildings— one 2-st. frame; three 1-st. frame; one boiler; one engine, 40-horse power. Estab. 1891.....	20	30	\$3,000	2,200
ALTOONA-EAU CLAIRE CO.					
<i>Inspected April, 1893, by Van Etten.</i>					
C, ST. PAUL, MINN., & OMAHA RY., MACHINE shops. General car-repairing. Seven buildings— four 1-st. brick; three 1-st. frame; four boilers; one engine, 40-horse power. Estab. 1882	79	79	5,200	230
<i>Accidents.</i> —A workman lost a finger on a circular saw; another was quite seriously hurt by a piece of steel striking his eye. Condition of works, very good; machinery is all very well guarded.					
AMERY-POLK CO.					
<i>Inspected Feb. 1894, by Van Etten.</i>					
JOHNSTON & HOWE, mfrs. lumber, lath and shin- gles. Eight buildings—two 2 st. frame; six 1-st. frame; four boilers; one engine. 250 horse-power. Cut of mill 1:92, 7,000,000 feet lumber. Estab. 1892. A fire in Sept., 1893, destroyed saw mill, loss, \$28,000.	160	160	6,000	26,000
ARPIN-WOOD CO.					
<i>Inspected March, 1894, by Van Etten.</i>					
ARPIN, JOHN, LUMBER CO., mfrs. lumber, lath and shingles. Thirteen buildings—seven 2 st. frame; six 1-st. frame; five boilers; three engines, 175 horse- power. Estab. 1891	135	135	27,000	25,000
Cut of mill 1892, 14,000,000 feet lumber, 1,000,000 lath, 4,000,000 shingles. <i>Accidents.</i> —A workman was permanently injured by a cut on his arm from a slasher-saw; another lost a finger in gearing to live roller; another lost a finger on trimmer.					

Report of Inspection—Continued.

ESTABLISHMENTS INSPECTED.	NUMBER OF EMPLOYEES.			Cost of new building improvements.	Cost of new machinery.
	Male.	Fem.	Total		
ANTIGO—LANGLADE CO.					
<i>Inspected Nov. 1893, by Zwaska.</i>					
ANTIGO EDISON ELECTRIC LIGHT CO. General street lighting. Two 1-st. iron-veneered buildings, two boilers; two engines, 220 horse-power. Estab. 1888	3	3
Capacity 1,000 incandescent lights. Ordered fly-wheels of engine and belt of dynamo, guarded.					
ANTIGO HUB & MFG. CO., mfrs. hubs. Three 1-st. frame buildings, one boiler; one engine, 90 horse power. Estab. 1892	18	18	\$1,400	\$7,000
ANTIGO SCREEN DOOR CO., mfrs. lumber. One 2-st. frame; one 1-st. brick; two boilers; one engine, 150 horse power. Estab. 1892	50	50	4,000	20,000
This mill is located four miles from Antigo. A large part of the lumber cut is used by the firm in the manufacture of screen doors.	-				
ANTIGO SCREEN DOOR CO., mfrs. screen doors. Five buildings—two 2-st. frame; one 1-st. brick; two 2-st. frame; two boilers; one engine, 125 horse power. Estab. 1891.....	45	45	1,000	800
CROCKER CHAIR CO., mfrs. chair stock. Five buildings—warehouse 3 st. frame; factory 2 st. frame; dry-kiln 2 st. frame; one 1-st. brick; one 1-st. frame; two boilers; one engine, 150 horse power. Estab. 1887. Ordered alarm-bell connections placed between engineer and operatives. <i>Accident.</i> —A workman was struck by a board flying back from rip-saw; he died within four days. Company paid funeral expenses and contributed to support of family.	47	47	4,000	12,000
CROCKER CHAIR CO., mfrs. lumber. One 1-st. frame; two boilers; one engine, 75 horse power. Estab. 1881	12		12		
Company cuts its own lumber.					
FROST VENEER SEATING CO., mfrs. veneer for all kinds of seating. Four frame buildings—one 3-st., one 2-st., three 1-st. additions; one 1-st. office; two boilers; four engines, 144 horse power. Estab. 1891. Ordered a guard placed on a bolting-saw and pulleys of same boxed; pulleys of two railroad-saws guarded; alarm-bell connections between engineer and operatives; main door changed to open outward. <i>Accidents.</i> —A workman lost a finger on a railroad saw; another was badly hurt on face by a piece flying from an emery wheel.	50	4	54	17,600	18,000
JOHNS, W. B., mfr. mill machinery and mill supplies. Machine shop and foundry one 2-st., one 1-st. frame; One boiler; one engine, 35 horse power. Estab. 1884. Formerly known as the Pioneer Iron Works	7	7	500
KELLOGG T. D. LUMBER & MFG. CO., mfrs., lumber. Three buildings—two 1-st. frame; one 2-st. frame; three boilers; one engine, 125 horse-power. Estab. 1886... Mill closed at time of inspection; will operate early in spring. Cut of last season 5,000,000 feet of lumber; 1,500,000 shingles; 400,000 lath.	35	35		
KELLOGG, T. D. LUMBER & MFG. CO., mfrs. lumber. Planing mill 1-st. frame; engine-room 1-st. brick; three boilers; one engine, 75 horse power. Estab. 1886	10		10		

Report of Inspection—Continued.

ESTABLISHMENTS INSPECTED.	NUMBER OF EMPLOYEES.			Cost of new building improvements.	Cost of new machinery.
	Male.	Fem.	Total		
KINGSBURY & HENSHAW, merchant millers. Three buildings—one 3-st frame; one 1-st brick; one 1-st frame warehouse; one boiler; one engine, 75 horse-power. Estab. 1891.....	9	9	\$1,000
WISCONSIN HANDLE & MFG. CO., mfrs. broom handles and headings.—Three 1-st frame buildings; one boiler; one engine, 50 horse-power. Estab. 1885 Formerly known as R. M. Goodwin & Co.	20	20	600	\$400
APPLETON—OUTAGAMIE CO.					
<i>Inspected Feb. 1894, by Van Etten.</i>					
APPLETON CHAIR CO., mfrs. chairs and rockers. Five buildings—one 4-st frame; two 2-st. frame; one 1-st frame; one 1-st. brick; one boiler, water power. Estab. 1890.....	44	5	49	700
APPLETON EDISON ELECTRIC CO. Electric light, power and street railway. Three buildings—one 2-st. brick; one 2-st. frame one 1½-st. frame; 500 horse power (water). Estab. 1881.....	14	14
Company operates 3½ miles of street railway.					
APPLETON EVENING CRESCENT. Occupies basement of 2-st. brick building; 2½ horse power electric motor. Estab. 1853.....	8	1	9	1,800
APPLETON KNITTING CO., mfrs. <i>noniska</i> knit skirts and fascinators. Three buildings—one 2-st. frame; two 1-st. frame; five horse power (water). Estab. 1892 Ordered the door at foot of stairway changed to open outward.	2	21	23	8,000
APPLETON MACHINE CO., mfrs. pulp and paper mill machinery. Five buildings—one 2-st.; four 1-st. frame; 80 horse-power (water). Estab. 1883.....	50	50
APPLETON MANUFACTURING CO., mfrs. grinding mills, ensilage cutters, seeders, horse powers, etc. Eleven buildings—four 2-st. frame; one 1-st brick; six 1-st. frame; one boiler; one engine 100 horse power. Estab. 1874	200	200	1,850
APPLETON PICKLE & PRESERVING CO., THE, mfrs. pickles, sauces, jellies, etc., two buildings—one 2-st. frame; one 1-st. brick; one boiler; one engine, 20 horse power. Estab. 1893	10	2	12	3,000	1,000
Ordered a guard placed on gearing or vegetable cutter. Sanitary condition—fair.					
APPLETON VOLKSFREUND. (German newspaper.) One 2-st. brick building; electric motor—3 horse-power. Estab. 1810.....	17	17	700
Also publishers Gegenwart, German weekly, established in 1889; Hauschatz, German weekly, established 1891.					
APPLETON WATER WORKS CO., one 2 st. brick building; two boilers; one engine, 125 horse power. Capacity 6,000,000 gallons in 24 hours. Estab. 1882..	8	8
APPLETON WECKER. (German weekly newspaper.) on second floor of 2-st. brick building; 2 horse power electric motor. Estab. 1881.....	6	6	190
APPLETON WOOLEN MILLS, mfrs. all grades of yarns and paper makers' felts; four buildings—one 3-st. brick and stone; one 2-st. brick; one 2-st. frame; one 1-st. frame; one boiler; one engine, 60 horse-power, 100 water-power. Estab. 1881.....	20	20	40	9,500	2,000

Report of Inspection—Continued.

ESTABLISHMENTS INSPECTED.	NUMBER OF EMPLOYEES.			Cost of new building improvements.	Cost of new machinery.
	Male.	Fem.	Total		
ATLAS PAPER CO., PULP MILLS, mfrs. ground wood pulp; six buildings—two 2-st. frame; two 1-st. frame; one 1-st. brick; one 1-st. stone; two boilers; 1500 horse-power (water). Estab. 1887.....	59	59
ATLAS PAPER CO., PAPER MILLS, mfrs. manilla, colored poster and print paper. Five buildings—one 3 st. brick; one 2-st. brick and stone; three 1-st. brick; two boilers; 500 horse-power (water). Estab. 1878.... This establishment is in excellent condition throughout.	\$3,500
CARRICK C. F. & CO., mfrs. flour and feed. Two buildings—one 2-st. brick; one 2-st. frame; 75 horse power (water). Estab. 1884.....	5	5
EAGLE MANUFACTURING CO., mfrs. haying tools and feed cutters. Three buildings—one 2-st. frame; two 1 st. frame; 25 horse power (water). Estab. 1883..	7	7	540
EUREKA STEAM LAUNDRY. Occupies 1st floor of 2-st. building; one boiler; one engine; 5 horse power. Estab. 1891 Ordered a cap placed over projecting key of fly wheel.	1	4	5	400
FAIRBANK & LAEHN, general repair and machine shop; one 1-st. brick building; 6 horse power (water). Estab. 1880.	5	5
FALCONER, MILLER & POTTS, mfrs. shirts and pants. Factory on second floor of 2-st. brick building; 2½ horse power electric motor. Estab. 1893.....	3	7	10	400
FOX RIVER PAPER CO., THE, mfrs. fine tub sized writing and book paper. Ten buildings—four 4 st. brick; two 3-st. brick; two 2-st. brick; two 1-st. brick; eight boilers; two engines, 500 horse power; 1,000 horse power (water). Estab. 1883. Extensive, substantial improvements have been made since former inspection; the machinery is all well guarded, means of exit ample and sanitary conditions first class.	90	81	171	\$75,000	100,000
KIMBERLY & CLARK CO., mfrs. print and book paper. Six buildings—one 4-st. brick; one 3 st. brick; three 2-st. brick; one 1-st. frame; three boilers, 600 horse power (water). Estab. 1883..	89	31	120
LEFFINGWELL & RUSSELL CO., mfrs shirts and pants. Factory on 2d floor 3-st. brick building; 2½ horse power electric motor. Estab. 1891.....	5	10	15	1,000
LYONS B, mfr. cigars. Occupies first floor of 2 st. brick building. Estab. 1873.....	9	9
MANSER & RENNER, planing mill and custom wood-work. Three buildings—two 2 st. frame; one 1st frame; one boiler; one engine, 90 horse power, 30 horse-power (water). Estab. 1881. Accident.—A boy lost one finger on a rip-saw.	12	1	13	150
MANUFACTURING INVESTMENT CO., THE, mfrs. sulphite pulp. Ten buildings—one 3 st. brick; one 2 st. brick; six 1 st. brick; two 1 st. frame; 120 ft. tower; eight boilers; 600 horse power (water). Daily capacity, 30 tons of pulp. Estab. 1891..... Sanitary condition—Fair. Accidents—A workman in May, 1893, fell from a roof into a drain and was killed; another workman was killed in	180	1	181	10,000

Report of Inspection—Continued.

ESTABLISHMENTS INSPECTED.	NUMBER OF EMPLOYEES.			Cost of new building improvements.	Cost of new machinery.
	Male.	Fem.	Total		
August, 1893, by a piece of wood flying from a bolt- ing saw, striking his head. The tower contains five tanks; the plant uses eight digesters, each with a capacity of 30 cords of wood. A thorough inspec- tion of this plant shows all gearing and dangerous machinery to be well guarded; overhead walks with railings are provided for the use of workmen in oil- ing machinery; an especial feature is the use of a large bell which is rung before starting machinery. There is a fire company composed of employees, who are frequently drilled.					
MARSTON & BEVERIDGE, mfrs. hubs and spokes Six buildings—three 2-st., three 1-st. frame; 75 horse power (water). Estab. 1883	20		20		
MORROW'S LAUNDRY. Occupies first floor of 2-st. brick building, 1½ horse-power electric motor. Estab. 1892	3	4	7		\$600
MUENCH BREWING CO. Five buildings—two 3-st. brick; one 1-st. brick; two 1-st. frame; one boiler; one engine, 15 horse power. Estab. 1879	9		9		
PATTEN PAPER CO., THE, mfrs. print and book paper. Four buildings—one 2-st. and basement brick and stone; two 1-st. brick; one 1-st. frame; five boilers; one engine, 250 horse power, 500 horse power (water). Estab. 1888	50	40	90	\$5,000	15,000
PATTEN PAPER CO., THE, mfrs. wood pulp. Three buildings—one 2-st. frame; one 1-st. frame; one 1-st. brick; 400 horse power (water). Estab. 1884	16		16		
POST PUBLISHING CO., THE. Occupies second floor of 2-st. brick building; 5 horse power electric motor. Estab. 1857	13	2	15		600
RIVERSIDE FIBRE CO., THE, mfrs. bleached and unbleached sulphite pulp. Five buildings—one 3-st frame, iron veneer; two 1-st. frame, iron veneer; one 1-st. brick; one 1-st. frame; three boilers; one en- gine, 150 horse power. Estab. 1893	42		42	32,000	30,000
Ordered a cap placed over set-screw on pulley of bark machine.					
SCHMIDT, L. C, mfr. cigars and tobacco. Factory in basement and first floor of 3 st. brick building. Estab. 1872	15		15		
STAR BREWERY. Six buildings—one 6-st. brick; three 2-st. brick; one 2-st. frame; one 1-st. frame; one boiler; one engine, 30 horse power. Estab. 1880	12		12	13,000	12,000
Ordered a railing placed around fly-wheel of en- gine.					
STIER, JOHN, mfr. cigars and tobacco. One 2-st. frame building. Estab. 1882.	6		6		
TELULAH PAPER CO., THE, mfrs. news, print and book paper and ground wood pulp. Five buildings— one 4 st. brick; one 2-st. brick, three 1-st. brick; five boilers; one engine, 750 horse power, 1,000 horse power (water). General condition very good. Estab. 1887	88	18	106		30,000
UNION TOY AND FURNITURE CO., THE, mfrs. toy express wagons, carriages and sleighs. Three build- ings—two 2-st., one 1-st. frame; one boiler, 25 horse power (water). Estab. 1888	30		30		1,00

Report of Inspection—Continued.

ESTABLISHMENTS INSPECTED.	NUMBER OF EMPLOYEES.			Cost of new building improvements.	Cost of new machinery.
	Male.	Fem.	Total		
VAILEY IRON WORKS MFG. CO., THE, mfrs. engines and general mill work. Six buildings—two 2-st. frame; three 1-st. frame; one 1-st. brick; 40 horse power (water). Estab. 1882.....	30	30
WEBSTER, W. M. & SON, planing mill. Two buildings—one 2-st. frame; one 1-st. frame; 35 horse power (water). Estab. 1888.....	5	5
WESTERN SCREEN PLATE WORKS, mfrs. screen plates. One 2-st., one 1-st. frame buildings; one boiler; one engine, 8 horse power. Estab. 1879.....	5	5	\$500	\$250
WIECKERT CO., THE, mfrs. sash, doors, blinds, office, saloon and store fixtures. Four buildings—one 3-st. frame; two 2-st. frame; one 1-st. frame; one boiler; one engine, 55 horse power. Estab. 1891... Ordered guards placed on three rip saws; railing placed around fly-wheel. Accident.—A workman lost one finger on a swing-saw.	25	25	9,475	6,000
WILLY & CO., merchant millers. Five buildings—one 4-st. brick; one frame 70 ft. elevator; two 1-st. frame; one 1-st. brick; two boilers; one engine, 150 horse power. Water mill estab. 1881; steam mill 1892..... Accident.—The assistant engineer was instantly killed by the explosion of a boiler Jan 13, 1894. The explosion demolished the engine and boiler-house with a loss to property of \$8,000. Daily capacity of mills, 400 bbls.	23	23	15,000
WISCONSIN MALT AND GRAIN CO., THE, mfrs. malt by the Saladin, pneumatic process. Seven buildings—one 4-st. brick; one 4-st. frame, iron veneered; two 1-st. brick; one 1-st. frame; one 70 ft. frame elevator; one 40 ft. frame elevator; two boilers; two engines, 75 horse power; two electric motors, 44 horse power. Estab. 1892..... Ordered railings placed around two fly-wheels.	13	13	30,000	10,000
WOODARD'S BAKERY, mfr. sweet goods and confectionery. One 2-st. frame; one 1-st. frame; 4 horse power water motor. Estab. 1884.....	7	1	8	450
ARBOR VITAE—VILAS CO. Reported by firm.					
ROSS LUMBER CO., THE, mfrs. lumber, lath and shingles. Four boilers; one engine, 300 horse power. This is a new establishment, costing \$35,000. Began sawing December, 1893.	75	75
ASHLAND—ASHLAND CO. Inspected July, 1893, by Van Etten.					
ASHLAND BOTTLING WORKS, bottlers of mineral water and soft drinks; three 1 st. frame buildings Estab. 1892.....	5	5	750	250
ASHLAND BREWERY. Four buildings—one 2 st. frame; three 1 st. frame; one boiler; one engine, 16 horse power. Estab. 1857.....	7	7	700	1,000
ASHLAND CIGAR & TOBACCO CO., mfrs. cigars. One 3 st. brick building. Estab. 1887..... Factory closed at time of inspection owing to strike of employees	42	3	45

Report of Inspection—Continued.

ESTABLISHMENTS INSPECTED.	NUMBER OF EMPLOYEES.			Cost of new building improvements.	Cost of new machinery.
	Male.	Fem.	Total		
ASHLAND DAILY NEWS., THE, Printing and publishing; occupies basement of 3-st. brick building; one boiler; one engine, 3 horse power. Estab. 1885. .	15	15
ASHLAND DAILY PRESS., THE, Printing and publishing; occupies first floor of 2-st. brick building; one boiler; one engine, 5 horse power. Estab. 1871.....	14	14	\$500
ASHLAND FOUNDRY CO., THE, mfrs. iron and brass castings. One 2 st., and one 1-st. frame buildings; one boiler, 12 horse power. Estab. 1892.....	10	10	\$3,000	2,800
ASHLAND FURNITURE CO., THE, mfrs. store and office fixtures. One 2 st. frame; two 1-st. frame; one boiler; one engine, 25 horse power. Firm has since gone out of business. Estab. 1886.....	9	9	1,500
ASHLAND IRON AND STEEL CO., THE, Six buildings—one 2 st. brick; five 1 st. brick; five boilers; four engines, 615 horse-power. Estab. 1888. . Accidents.—A workman had his leg broken by the falling of frozen ore; another workman was severely hurt by a fall through the roof.	80	80	1,300
ASHLAND LIGHTING & STREET RAILWAY CO. Two 1-st. brick buildings; four boilers; four engines, 620 horse power. Electric lighting established 1885; railway established 1891. Of the 30 employees 15 are motor men and conductors. The company owns and operates 6½ miles of street railway.	30	20	1,5000	31,000
ASHLAND STEAM LAUNDRY. Occupies 1st floor and basement of 2 st frame building. Estab. 1887.... Firm has since gone out of business.	4	12	16	550
ASHLAND SULPHITE FIBRE CO., THE, mfrs. sulphite fibre. Six buildings--one 4-st. frame; two 2-st frame; two 1-st frame; one 1-st. brick; two digesters; three boilers; two engines 150 horse power. Estab. 1893. Daily capacity, ten tons dry sulphite fibre.	60	60	20,000	40,000
ASHLAND WATER CO., THE. One 2 st. frame; one 1-st frame; one 1-st. brick; two boilers; two engines, 200 horse power. Estab. 1884.....	6	6
BITZER, FRED, mfr. cigars; one 2-st. brick building. Estab. 1884.....	8	8
DOHERTY BERNARD, mfr. lumber. Five buildings—one 2-st. frame; three 1 st. frame; one 1-st. stone; three boilers; one engine, 80 horse power. Estab. 1873.....	60	60	500	550
DURFEE, W. R., mfrs. lumber and lath. Six buildings—one 3 st. frame; two 2-st. frame; three 1 st. frame; four boilers; one engine, 10 horse power. Estab. 1879. Cut of mill, 1892, 8,000,000 feet lumber, 1,000,000 lath.	70	70	1,500
EXCELSIOR BROWN STONE CO., THE, mfrs. lumber. two 1-st. frame buildings; one boiler; one engine, 60 horse power. Estab. 1893..... Mill located at Wilson's Island.	20	20	600	2,500
EXCELSIOR BROWN STONE CO., THE. Quarrying stone. Seven buildings—five 1-st. frame; two 2-st. frame; five boilers; four engines, 130 horse-power. Estab. 1891.....	75	75	2,000	4,000

Report of Inspection—Continued.

ESTABLISHMENTS INSPECTED.	NUMBER OF EMPLOYEES.			Cost of new building improvements.	Cost of new machinery.
	Male.	Fem.	Total		
KENNEDY, D. A., mfr. lumber. One 2-st and two 1-st. frame buildings; three boilers; one engine, 150 horse power. Estab. 1891.	86	...	86
Cut of mill, 1892, 13,500,000 feet lumber.					
<i>Accident.</i> —The sawyer had his arm broken by the carriage striking him.					
KEYSTONE LUMBER CO., THE, mfrs. lumber and lath. Five buildings one 3-st. frame; three 2-st. frame; one 1-st frame; six boilers; one engine, 300 horse power. Estab. 1881.	150	150	\$2,500
Cut of mill, 1892, 29,984,743 feet lumber; 11,000,000 lath.					
LAKE SUPERIOR COAL CO., THE, dealers in coal. One 1-st. frame; five tower houses; five derricks; two boilers; two engines, 125 horse power. Estab. 1886.	50	50
<i>Accident.</i> —One workman had a leg broken; another had an arm broken by falling coal.					
MILWAUKEE, LAKE SHORE & WESTERN RY., REPAIR SHOPS. Seven buildings—five 1 st. brick; two 1-st. frame; one boiler; one engine, 30 horse power. Estab. 1887.	32	32
General condition good; there are free baths in connection with the shops for the use of employees.					
MOWATT, D. W., mfrs. lumber and lath. Five buildings—two 2-st and three 1-st frame; five boilers; three engines, 235 horse power. Estab. 1882.	70	70	\$800	900
<i>Accident.</i> —An employee's arm was broken by a board flying from edger. Cut of mill, 1892, 25,000,000 feet lumber; 5,000,000 lath.					
NEWSTEAM LAUNDRY, THE, One 1-st. frame building. Power furnished by N. S. Sop r. Estab. 1892.	6	6	750	4,500
NEWTON, I. P., mfr. lumber. Five buildings—one 2-st. and five 1-st. frame; four boilers; two engines, 215 horse power. Estab. 1889.	96	96	6,300	6,800
Cut of mill, 1892, 10,000,000 feet lumber. Firm name since changed to Ashland Lumber Co.					
NORTHERN GRAIN CO., THE, mfrs. flour, feed and corn meal. Two 4-st. frame buildings; two boilers; one engine, 120 horse power. Estab. 1890.	30	30	10,000
NOVELTY IRON WORKS, THE, mfrs. boilers, engines, smoke stacks etc. Two 2-st., two 1-st. frame buildings; one boiler; one engine, 20 horse power. Estab. 1884.	18	18	3,000	2,550
OHIO COAL CO., THE, Four 1 st frame buildings; four boilers; four engines, 120 horse power. Estab. 1888.	35	35	2,000
<i>Accidents.</i> —An employee lost two fingers, being caught in a pulley; another lost three fingers, being caught in a circular track; another had a leg broken while unloading iron-plate; the Company paid doctor bills and hospital bills and allowed the injured men full time while laid up.					
PARISH MANUFACTURING CO., THE, mfrs. saw. mill machinery, steam engines, etc., and general repair shops. Eleven buildings—three 2-st. frame; seven 1-st. frame; all iron veneered; one 1-st. brick; two boilers; two engines, 115 horse power. Estab. 1889.	80	1	81
This company carries an immense stock of patterns, valued at over \$100,000					

Report of Inspection—Continued.

ESTABLISHMENTS INSPECTED.	NUMBER OF EMPLOYEES.			Cost of new building improvements.	Cost of new machinery.
	Male.	Fem.	Total		
PARSONS, R. W., mfr. cigars. Occupies second floor of 2-st. brick building. Estab. 1888.....	9	9
SCOTT, HUBBELL & TAYLOR, mfrs. sash, doors, blinds and general woodwork. Seven frame buildings—one 2-st., six 1-st., one frame dry-kiln. Estab. 1887.....	35	35	\$1,212	\$1,100
<i>Accident.</i> —An employee lost three fingers on a jointer, firm paid doctor bills and wages while he was recovering. A fire in Feb., 1892, caused a loss of \$1,800.					
SHORE'S LUMBER CO., THE, mfrs. lumber, lath and shingles. Five buildings—one 2-st. frame; four 1-st. frame; eleven boilers; five engines, 375 horse-power. <i>Accident.</i> —A workman lost his right arm on a saw, the saw carriage throwing him against the saw. Mill closed at time of inspection (July 28, 1893,) owing to strike of dock laborers. The workmen, who all belong to a union, have established the wages for loading vessels at 50 cents per hour. When the company sought to reduce the wages to 40 cents per hour the strike occurred. Non-union men were immediately hired at 35 cents per hour. Estab. 1890.....	200	200	2,500	500
SOPER, N. S., mfr. wagons and sleighs. One 2-st. frame building; one boiler; one engine, 15 horse power. Estab. 1883.....	10	10	600	400
A fire May 10, 1893, caused a loss of \$4,000.					
SUTHERLAND, W. R., mfrs. lumber, lath and shingles. Six buildings—one 2-st. frame; five 1-st. frame; four boilers; two engines, 170 horse-power. Estab. 1889.....	90	90	2,500	16,000
Cut of mill, 1892, 15,000,000 feet lumber, 750,000 lath, 2,000,000 shingles.					
AUBURNDALE—WOOD CO. <i>Inspected Feb., 1894, by Van Etten.</i>					
R. CONNER CO., THE, mfrs. lumber, lath and shingles. Three buildings—one 2-st. frame; two 1-st. frame; three boilers; one engine, 100 horse power. Estab. 1875.....	71	71
Cut of mill for 1892, 3,271,650 feet lumber. A fire in Oct., 1891, destroyed planing mill, loss \$4,000.					
BALDWIN—ST. CROIX CO. <i>Inspected August, 1893, by Van Etten.</i>					
THOMPSON BROS., mfrs. wagons, carriages, etc. One 2-st. frame; two 1-st. frame; one boiler; one engine, 12 horse power. Estab. 1879.....	6	6	55
BANGOR—LA CROSSE CO. <i>Inspected March, 1893, by Van Etten.</i>					
BANGOR BREWERY. One 2-st. stone; two 2-st. frame; one 1-st. brick; one boiler; one engine, 8 horse power. Estab. 1858.....	5	5	6,000	1,600
Firm contemplate extended improvements during the present year.					
BARABOO—SAUK CO. <i>Inspected April, 1893, by Van Etta.</i>					
ASHLEY, J. B., Laundry. Occupies basement and first floor of 2-st. brick building. One boiler; one engine, 15 horse power. Estab. 1887.....	2	7	9	100

Report of Inspection—Continued.

ESTABLISHMENTS INSPECTED.	NUMBER OF EMPLOYEES.			Cost of new building im- provements.	Cost of new machinery.
	Male.	Fem.	Total		
BARABOO BREWERY. One 2-st. brick building. 5 horse power water motor. Estab. 1887	5	5	\$350
BARABOO IRON WORKS, mfrs. house work, kettles, lamp-posts, etc. Five buildings—one 2-st. and four 1-st. frame; 15 horse power (water). Estab. 1884. <i>Accident.</i> —A ladle of hot metal was overturned upon the frozen ground where it exploded badly burning a workman about the head.	8	8	\$35	100
BARABOO KNITTING FACTORY, mfrs. mittens. Occupies second floor of 2 st. brick building. Estab. 1889. Works closed at time of inspection.	1	4	5
BARABOO REPUBLIC. Occupies first floor of 2-st. brick building. 2 horse (water motor). Estab. 1887.	4	2	6	300
BARTZ, AUGUST, mfr. cigars. Occupies first floor of 2-st. frame building. Estab. 1882.	4	2	6
CHICAGO & NORTHWESTERN RAILWAY SHOPS. General car-repairing. Six buildings—one 2-st. frame; two 1-st. brick; three 1-st. frame; two boilers; one engine, 50 horse power. Estab. 1871.	110	110
EFFINGER, F., brewer. One 2-st. brick building; one boiler; one engine, 15 horse power. Estab. 1885. . . .	5	5	300
ISLAND WOOLEN CO., mfrs. woolen cloth. Five buildings—two 3-st. frame; one 1-st. brick; one 1-st. stone; one 1-st. iron; two boilers, 100 horse power (water). Estab. 1865 Ordered fire-escape placed on main building; main doors of new addition changed to open outward. General condition of plant, first-class. The company has its own electric light plant. The entire factory is steam-heated.	80	50	135	2,500	10,641
MCARTHUR, GEORGE, mfr. fine turkish towels. One 2-st frame building; 19 horse power (water). Ordered main doors changed to open outward. Business was established at Appleton in 1888 and removed to Baraboo in 1892.	6	8	14	1,400
SAUK COUNTY DEMOCRAT. Occupies 2d floor of 2 st. building. Estab. 1879.	3	2	5
VANDEVEER, J. N., planing mill and general contractor. One 2 st. frame building; one boiler; one engine, 20 horse power. Estab. 1884. Ordered a railing placed on platform of outside stairway.	5	5	200
WALTON, A., mfr. tight barrel staves, headings and lumber. One 3 st. frame; two 1-st. frame; one boiler; one engine, 25 horse power. Business was established at Ableman in 1875 and removed to Baraboo in 1891. Ordered a railing placed around main drive-belt and wheel of engine.	15	15	500	160
<i>BARRON—BARRON CO.</i>					
<i>Inspected Feb., 1894, by Van Etten.</i>					
BARRON ROLLER MILLS. One 3 st. frame building; 80 horse power (water). Estab. 1884.	6	6	2,000
BARRON WOOLEN MILLS, mfrs. all wool flannels, cassimeres, dress goods, blankets, etc. One 2-st. and basement frame; two 1-st. frame; one boiler, 75 horse power (water). Estab. 1884.	13	9	22	300	350

Report of Inspection—Continued.

ESTABLISHMENTS INSPECTED.	NUMBER OF EMPLOYEES.			Cost of new building improvements.	Cost of new machinery.
	Male.	Fem.	Total		
McKESSON, J. W. & SON, mfrs. flour barrel stock. Three 1-st. frame buildings; one boiler; two engines, 88 horse power. Estab. 1889.....	17	17	\$700	\$1,900
STEBBINS, M. T., mfrs. staves and headings. Three 1-st. frame buildings. Estab. 1891.....	28	28	100	900
Output 1892, 578,000 sets of barrel headings, 1,200,000 staves, 40,000 sets white oak headings.					
<i>BARNUM—CRAWFORD CO.</i>					
<i>Inspected April, 1893, by Van Etten.</i>					
LATHROP, P. A., & CO., mfrs. hard wood lumber. One 1-st. frame building; one boiler; one engine, 25 horse power.....	7	7	280	1,000
<i>BARRONETT—BARRON CO.</i>					
<i>Inspected August, 1893, by Van Etten.</i>					
BARRONETT LUMBER CO., THE, mfrs. lumber, lath and shingles. Ten buildings—one 3-st. frame boarding house; two 2-st. frame; six 1-st. frame; one 1-st. brick; six boilers; three engines, 220 horse power. Store and boarding house run by firm. Estab. 1880... Cut of mill, 1892, 17,000,000 feet lumber, 4,000,000 lath, 17,000,000 shingles.	150	150	200	1,800
<i>BAYFIELD—BAYFIELD CO.</i>					
<i>Inspected August, 1893, by Van Etten.</i>					
BAYFIELD BOX FACTORY, mfrs. headings, boxes, etc. One 2-st. frame; two 1-st. frame; two boilers, two engines, 90 horse-power. Estab. 1890.....	28	28	2,000	1,500
BAYFIELD BROWN-STONE DEVELOPMENT CO., THE, quarrying stone. One 1-st. stone building; three boilers; three engines, 60 horse power. Estab. 1889.....	15	15
PIKE, R. D., LUMBER CO., THE, mfrs. lumber. Six buildings—one 2-st. frame; four 1-st. frame; one 1-st. brick; six boilers; three engines, 275 horse power. Estab. 1850.....	100	100	4,000	500
Cut of mill, 1892, 15,600,000 feet lumber.					
<i>BEAVER DAM—DODGE CO.</i>					
<i>Inspected Oct., 1893, by Van Etten.</i>					
BEAVER DAM COTTON MILLS, THE, mfrs. cotton cloth. One 3-st. brick; two 1-st. brick; two boilers; one engine, 200 horse power (steam), 140 horse power, (water). Estab. 1872.....	60	60	1,800	200
Ordered 1 boy under 14 discharged; guards placed around elevator openings on first and second floors; railing at side of main belt in basement. The Company requires children in their employment to present certificate giving age, and signed by the parents.					
BEAVER DAM MALLEABLE IRON CO., THE, mfrs. all kinds of malleable iron. Five buildings—one 2-st. frame; four 1-st. frame; two boilers; one engine, 50 horse power. Estab. 1892.....	20	20	10,000	11,500
Ordered main doors changed to open outward. Works just starting up at time of inspection; when running full capacity will employ 135 men. Buildings all in first class condition.					
BEAVER DAM STEAM LAUNDRY. One 1-st. and basement frame, iron veneered; one boiler; one engine, 8 horse power. Estab. 1893.....	3	2	5	1,150

Report of Inspection—Continued.

ESTABLISHMENTS INSPECTED.	NUMBER OF EMPLOYEES.			Cost of new building improvements.	Cost of new machinery.
	Male.	Fem.	Total		
BEAVER DAM WOOLEN MILLS, mfrs. woolen cloth; One 2-st. brick; two 1 st frame; one boiler; 70 horse power (water). Automatic sprinklers on all floors. Etab. 1866.....	32	24	56	\$1,500
EMPIRE ROLLER MILLS, THE, mfrs. flour and feed. One 3-st. frame; one 2 st. frame; one 1-st. brick; one boiler; one engine, 65 horse power. Etab. 1952.. Ordered a cover placed over gearing on purifier on 2nd floor of mill.	5	5	1,000
LAKE SHORE CREAMERY, THE, mfrs. butter. Four buildings—three 2-st. frame; one 1-st. stone; one boiler; one engine, 10 horse power. Etab. 1888.....	4	1	5	225
ORDWAY, A. F. & SON, mfrs. mill machinery. Two 1-st. frame; one 1-st. frame; one boiler; one engine, 20 horse power. Etab. 1858..... Ordered a gear placed on one rip-saw.	15	15	1,000
ROWELL, J. S., MFG. CO., THE, mfrs. agricultural implements. Eight buildings—one 3-st. brick; two 2-st. brick; one 2 st. frame; three 1-st. brick; one 1-st. frame; two boilers; two engines, 60 horse-power. Works closed at time of inspection. Etab. 1855.....	20	120	\$5,000
WOOLEN MFG. CO., OF BEAVER DAM, THE, mfrs. fine worsteds and cassimeres. Five brick buildings—one 3-st. and basement; one 2-st. and basement; three 1-st; two boilers; one engine, 75 horse power (steam) and 65 horse power (water). Etab. 1863 ... Ordered two girls under 14 years discharged; four windows on 3d floor leading to fire escape, to be hung with hinges.	50	75	125
<i>BELDENVILLE—PIERCE CO.</i> <i>Inspected June, 1893, by Van Etten.</i>					
BELDENVILLE LUMBER CO., mfrs. hard-wood lumber and veneer. Five 1-st. frame buildings; three boilers; three engines, 113 horse power. Etab. 1884. <i>Accident.</i> —A workman lost a finger on a trimmer.	48	48
BRIMMER & McREVE, mfrs. staves and headings. Three 1-st. frame buildings. Two boilers; one engine, 60 horse power. Etab. 1825.....	25	25
LARSON BROS. & WOOD, mfrs. hard-wood lumber. One 1-st frame building; one boiler; one engine, 65 horse power. Etab. 1890..... <i>Accident.</i> —A workman had his leg broken by a log rolling on him.	28	28	500
<i>BELL CENTER—CRAWFORD CO.</i> <i>Inspected April, 1893, by Van Etten.</i>					
TATE, W. W. & CO., mfrs. lumber, feed and planing mill. Two 2 st. frame buildings. Etab. 1880.....	15	15	5,000	1,500
<i>BELL SIDING—BAYFIELD CO.</i> <i>Inspected August, 1893, by Van Etten.</i>					
JACKSON, AUGUST, mfr, lumber; two 1-st. frame buildings; one engine; one boiler. 75 horse power.... Mill closed at time of inspection.	14	14	250	800
<i>BELOIT—ROCK CO.</i> <i>Inspected Dec. 1893, by Van Etten.</i>					
BARRET, S. E. MFG. CO., mfrs. building, pulp line, and sheath board paper. Five buildings—one 2 st.					

Report of Inspection—Continued.

ESTABLISHMENTS INSPECTED.	NUMBER OF EMPLOYEES.			Cost of new building improvements.	Cost of new machinery.
	Male.	Fem.	Total		
brick and frame; two 1-st. frame; two 2-st. stone; six boilers; one engine, 300 horse power (steam), 275 horse power (water). Estab. 1830 General condition very good, machinery well guarded.	34	1	35	\$14,000
BELOIT CARRIAGE WORKS, mfrs, wagons, carriages and sleighs. One 2-st. stone and frame building. Estab. 1871	6	6
BELOIT DAILY AND WEEKLY NEWS, THE. Occupies second floor of 3-st. brick building. One 2 horse electric motor. Estab. 1879,	12	12	680
BELOIT ELECTRIC LIGHT PLANT. Electric light and power. One 1-st. brick; one 1-st. frame; two boilers; two engines, 353 horse power. Estab. 1877....	7	7	\$500	5,000
BELOIT FREE PRESS., THE. One 2-st. and basement stone and brick; 5 horse power electric motor. Estab. 1848	15	3	18	2,600	850
BELOIT IRON WORKS, THE, mfrs, paper machinery. Two 2-st., two 1-st., frame buildings; one boiler; one engine, 85 horse power (steam), 100 horse power (water). Estab. 1857	114	1	115	6,800
BELOIT SCALE WORKS, THE, mfrs. platform and stock scales. One 2-st. stone; one 1-st. stone; two 1-st. brick; 15 horse power (water). Estab. 1844.....	18	18	3,000	2,000
BELOIT STEAM LAUNDRY, THE. Occupies 1-st. frame building; one engine; one boiler, 10 horse power. Estab. 1893..... Ordered a guard placed around a flywheel.	2	3	5	475	918
BERLIN MACHINE WORKS, THE, mfrs. special wood working machinery. Thirteen buildings—one 3-st. brick; one 3-st. frame, iron veneered; one 2-st. stone; one 2-st. frame; four 1-st. stone; four 1-st. frame, iron veneered; one 1-st. brick; two boilers; one engine, 200 horse power. Accident.—A workman was crushed to death in a large planer, while oiling. The plant has been very much enlarged since former inspection, more than doubling the capacity. Everything is in first-class condition; special effort has been made for the safety and comfort of employees. The machinery is all well guarded, with ample room for machinery and workmen. Estab. 1877.....	130	130	653	14,153
BESLEY, CHAS. H. & CO., mfrs. Gardner disc-grinders, Gardner parallel clamps, Gardner screw-plate. One 2-st. frame; two 1-st. frame; one 1-st. stone; 40 horse-power (water) Estab. 1888.....	12	1	13	2,900
BLODGETT MILLING CO., THE, mfrs. rye and buckwheat flour. Five buildings—one 3-st. stone; two 2-st. frame; two 1-st. frame; 125 horse power (water). Estab. 1849	18	1	19	800	5,400
CITY STEAM LAUNDRY, THE. Occupies first floor of 2-st. brick building. One engine; one boiler, 8 horse power. Estab. 1888.....	3	7	10
CRAHEN, P. H., mfr. cigars. Occupies first floor of 2-st. frame iron veneered building. Estab. 1879	7	5	12
CUNNINGHAM BROS., mfrs. sash, doors, blinds and general contracting. One 2-st. frame; two 1-st. frame; one boiler; one engine, 28 horse power. Estab. 1873.	50	50	500

Report of Inspection—Continued.

ESTABLISHMENTS INSPECTED.	NUMBER OF EMPLOYEES.			Cost of new building improvements.	Cost of new machinery.
	Male.	Fem.	Total		
DOWD, R. J., mfr. machine knives. One 2-st. brick; one 1-st. brick; two 1-st. frame; one boiler; one engine, 36 horse-power (steam), 55 horse-power (water). Estab. 1877	8	1	9	\$1,800
DULHANTY, T., mfr. cigars. Occupies first floor of 3-st. brick building. Estab. 1893.	3	3	6	
ECLIPSE WIND ENGINE CO., mfrs. wind mills, tanks, steam pumps, steam hoisting engines. Sixteen buildings—one 2-st. stone; one 2-st. frame; one 1-st. stone; five 1-st. brick; eight 1-st. frame; three boilers; three engines, 170 horse power. Estab. 1872. Ordered guards placed at elevator openings. Since former inspection, this establishment, like several establishments here, has made extensive improvements increasing its capacity more than a hundred fold.	250	2	252	\$12,000	20,000
EUREKA STEAM LAUNDRY. Occupies basement and 1st floor of 2-st. building; one boiler; one engine, 10 horse power. Estab. 1886	2	13	15	150
FERGUSON BROS., mfrs. buggies and sleighs. One 2-st. frame building. Estab. 1892.	6	6	850
FOSS, J. F., mfr. wagons and carriages. Two 2-st. stone buildings. Estab. 1870.	5	5
FOSTER, JOHN & CO., mfrs. ladies' fine shoes. Three 2-st. brick; one 1-st. brick; two boilers; one engine, 35 horse power. Estab. 1870 .. Ordered one boy under 14 years discharged. Since former inspection this firm has put in automatic sprinklers on all floors.	85	40	125
GESLEY MFG. CO., mfrs. sulky cultivators, sulky plows, Beloit stirring plows, etc. One 2-st. brick; one 2-st. stone; one boiler; one engine, 12 horse power. Estab. 1890.	10	10
HANSEN, C. & SONS, mfrs. Norway clipper plows and general repair work. One 2-st. frame building; one boiler; one engine, 15 horse power. Estab. 1889.	5	5
JOHNSON, O. J., mfr. wagons, carriages, sleighs. Two 2-st. frame buildings. Estab. 1875	5	5
LEESON & WESTRIP, machine shop. Occupies first floor of 2-st. brick building; one boiler; one engine, 6 horse power. Estab. 1890 .. Accident.—Mr. T. H. Leeson, the founder of the business, was instantly killed July 11th, 1893, by the bursting of an emery wheel.	5	5
LEONARD, H. J. MFG. CO., mfrs. g'oves and mittens. On first floor of 2-st. frame building; three horse power (water). Estab. 1865	14	6	20
McEVOY, J. C. & CO., machinists and founders. One 2-st. frame; one 1-st. frame; one boiler; one engine, 8 horse power. Estab. 1884	6	6	400	300
OLIVER, CHARLES, mfr. cigars. Factory on second floor of 2-st. brick building. Estab. 1884	3	3	6
PURVES, THOMAS, mfr. cigars. One 2-st. and basement frame building. Estab. 1872	8	22	30	2,300
ROCK RIVER PAPER MILLS, THE, mfrs. building and wrapping paper. Two 2-st. stone; one 1-st. stone; one 1-st. frame; two boilers; 25 horse-power (water). Estab. 1859	17	4	21

Note.—Mill shut down because of low water.

Report of Inspection—Continued.

ESTABLISHMENTS INSPECTED.	NUMBER OF EMPLOYEES.			Cost of new building improvements.	Cost of new machinery.
	Male.	Fem.	Total		
ROSENBLATT, H. & SONS, mfrs. workingmen's shirts, pants and overalls. One 2-st. brick; one 1-st. brick and stone; one boiler; one engine, 20 horse power. Estab. 1879	20	150	170	\$350
A large part of work is done by the piece.					
SALMON MILLING CO., mfrs. flour and feed. 125 horse power (water). Estab. 1881	10	1	11	1,000
THOMPSON, J. & SONS MFG. CO. (Limited), mfrs. Norwegian plows, prairie breakers, Ole Olson sulks and gangs, cultivators, harrows, etc. Six buildings—two 3-st. brick; one 1-st. and basement frame; one 1-st. frame; one 1-st. brick; two boilers; one engine, 300 horse power. Estab. 1860	90	1	91	\$20,000	4,500
This is one of the substantial industries of Beloit. The machinery is all well guarded, and means of escape from fire excellent.					
WILEY-WARNER ELECTRIC CO., THE, electric light and power. One 1-st. frame; one 1-st. stone; one boiler; two engines, 276 horse power. Estab. May, 1891	5	5	500	13,500
FAIRBANKS, MORSE & CO., mfrs. Williams, Green, Wheelock and gas engines, friction clutch pulleys, shafting, hangers, pedestals, etc. One 2-st. frame; one 1-st. brick; two 1-st. frame; one engine; one boiler, 80 horse power. Estab. 1885, 1889	109	1	110	2,500
This company was organized in 189 by the consolidation of the Eclipse Clutch Works and the Williams Engine Works.					
BENOIT—BAYFIELD CO.					
<i>Inspected August 1893, by Van Etten.</i>					
BENOIT LUMBER CO., THE, mfrs. lumber and shingles. One 2-st. frame; three 1-st. frame; two boilers; two engines; 85 horse power. Estab. 1830	30	30
BERLIN—GREEN LAKE CO.					
<i>Inspected Oct., 1893, by Van Etten.</i>					
BERLIN JOURNAL, daily and weekly. Occupies 2d floor of 2-st. brick building; one gas engine, 2 horse power. Estab. 1870	7	5	12	250
Of the twelve employes reported, eight are carriers.					
BERLIN AND MONTELLO GRANITE CO., quarrying stone. Seven buildings—one 2-st. frame crusher; five 1-st. frame; one 1-st. stone; three boilers; four engines, 135 horse power. Estab. 1884	56	56	650	850
At the present time the company is running short-handed. When running full force it employs from two hundred to three hundred men. Most of the present product is paving-block stone and crushed stone for macadam.					
DECKER & WILSON, steam-fitting, general iron work, and mfrs. hard-wood lumber. One 3-st. and basement frame; one boiler; one engine, 25 horse power. Estab. 1892	5	5	3,000	3,350
DEIBLER, N. & SON, mfrs. wagons, carriages and sleighs. One 2-st. and one 1-st. frame; one boiler; one engine, 10 horse-power. Estab. 1865	6	6
Accident.—A workman lost two fingers on a rip-saw.					

Report of Inspection—Continued.

ESTABLISHMENTS INSPECTED.	NUMBER OF EMPLOYES.			Cost of new building improvements.	Cost of new machinery.
	Male.	Fem.	Total		
JOHNSTON, NILS, foundry and machine shop, and mtr. bee hives. One 2-st. frame; one 1-st. frame; one boiler; one engine, 20 horse power. Estab. 1887.....	5	5	\$750
LUTHER, HENRY CO., THE, mfrs. brooms and washboards. One 2-st. brick; one 3-st. frame; one 1-st. brick one boiler; two engines, 35 horse power. Business of manufacturing washboards was established in 1894; that of manufacturing brooms in 1892..... Ordered a railing placed around an opening in 2d floor of washboard factory, main doors of broom factory changed to open outward. <i>Accident.</i> —A workman lost a finger on a crimper.	17	7	24	\$550	1,250
MODEL STEAM LAUNDRY. On first floor of 2-st. brick building. One boiler; one engine, 8 horse power. Estab. 1886.....	2	3	5	860
MORRIS, CHAS. S. mfr. brick. Two 1-st. frame buildings and several sheds. Estab. 1885.....	16	16
MORRIS, CHAS. S., m'r flour and feed. One $2\frac{1}{2}$ -st. frame; one $1\frac{1}{2}$ -st. frame; one 1-st. frame, buildings; one boiler; one engine, 60 horse power. Estab. 1878..... Ordered a handrail placed on inside stairway.	9	9
MURPHY, J. E., mfr. butter-tubs and cheese-boxes. One 1-st. brick; one 1-st. frame; two boilers; one engine, 12 horse power. Estab. 1889.....	7	7	350
PUTNAM SHOE CO., THE, (limited) mfrs. boots and shoes. One 3-st. and basement brick building. One boiler; one engine, 35 horse power. Estab. 1889..... Ordered a fire escape erected; main doors changed to open outward. The only means of exit from third floor where most of the girls are employed, is a narrow, winding stairway. Factory closed at time of inspection, will resume operation 23rd inst.	48	26	74	2,181
STILLMAN, WRIGHT & CO., mfrs. flour and feed. Five buildings—one 4-st. and basement brick; one frame elevator iron veneered; one 1-st. brick; one 1-st. stone; one 1-st. frame; two boilers; one engine, 200 horse-power. Estab. 1860.....	25	6	31	1,200	550
<i>BIG WAUSAKEE—MARINETTE CO.</i> <i>Reported by firm February, 1894.</i>					
BIRD & WELLS LUMBER CO., THE, mfrs. and shippers of lumber, lath and shingles, cedar posts and poles, planing mill. One 1-st. frame building. Estab. 1889..... "Saw-mill was burned December 20, 1893, expect to rebuild as soon as weather will permit."	193	193
<i>BIRNAMWOOD—SHAWANO CO.</i> <i>Reported by firm January, 1894.</i>					
ROEPKE & MEISSNER, mfrs. lumber, lath and shingles. One boiler; one engine, 45 horse power. Estab. 1883.....	20	20
VAN DOREN & ANDREWS, mfrs. lumber, excelsior and staves; two boilers; one engine, 50 horse power. Estab. 1883.....	30	30	3,000	2,000

Report of Inspection—Continued.

ESTABLISHMENTS INSPECTED.	NUMBER OF EMPLOYEES.			Cost of new building improvements.	Cost of new machinery.
	Male.	Fem.	Total		
BLACK CREEK—OUTAGAMIE CO.					
<i>Reported by firm January, 1894.</i>					
HAGEN, CHAS. J., PLANING MILL, mfrs. cheese boxes, etc. One 2-st. frame; one 1 st. frame; one boiler; one engine, 35 horse power. Estab. 1888..... New factory built in 1893.	12	12	\$1,800	\$2,000
BLACK RIVER FALLS—JACKSON CO.					
<i>Inspected April, 1893, by Van Etten.</i>					
BLACK RIVER FALLS STARCH CO., mfrs. potato starch. One 1-st. frame; one 1-st. brick; one boiler; one engine, 45 horse power. Idle at time of inspection, will resume in September. Estab. 1890.....	5	5		
McGILLIVRAY, J. J., mfr. sash, doors, blinds and general wood work. One 2-st. and basement frame; two 1-st. frame; 80 horse power (water). Estab. 1883. Ordered guards placed on two rip saws. A fire April 1st, 1892, destroyed the plant and buildings, loss \$22,000. Has since been rebuilt.	14	14	3,500	6,500
MARTINS, M., mfr. flour and feed. One 3-st. brick; one 2-st. frame; one 1-st. brick; one boiler; one engine, 55 horse power. Estab. 1883.....	5	5	300	550
PRICE MFG. CO., THE, founders and machinists. Five buildings— one 1-st. frame; one 1-st. stone; [three 1-st. frame; 10 horse power (water). A small fire occurred in 1891, loss \$200. Estab. 1883....	5	5		
SAMDAHL, SIMON, custom made clothing. On second floor of 2-st. brick building. Estab. 1881.....	5	5		100
SPAULDING, JOHN D., mfr. wagons, sleighs, and general repair work. One 2-st. stone building. 25 horse power (water). Estab. 1869.....	8	8		
BOARDMAN—ST. CROIX CO.					
<i>Inspected August, 1893, by Van Etten.</i>					
JOHNSON, JAMES & CO., mfrs. flour and feed. Six frame buildings—one 3-st.; one 2-st., four 1-st.; four boilers; two engines, 275 horse power, (steam) 125 horse power (water). Estab. 1875..... The company has its own electric light plant.	19	19	500	2,500
BOSCOBEL—GRANT CO.					
<i>Inspected April, 1893, by Van Etten.</i>					
ABLEITER, M., mfr. wagons and sleighs. One 3-st. frame; one 2-st. frame; two 1-st. frame. Estab. 1886.	5	5	3,000	
DIAL, THE, weekly newspaper. One 2-st. frame building. Estab. 1872.....	5	5		800
MEYER, EDWARD, mfr. staves and headings. One 1-st. frame building; three boilers; one engine, 36 horse power. Estab. 1875.....	11	11		300
RUKA BROS. MFG. CO., THE, (limited). Plant A. machinists and founders, mfrs. wagons, sleighs, harrows, scrapers. One 2-st. brick; one 2-st frame; one 1-st. frame; one boiler; one engine, 40 horse power. Estab. 1879..... Ordered a railing placed around a drive wheel on engine and cover placed over small cut-off saw. A boiler exploded at the noon hour March 5, 1892, doing considerable damage.	27	27	650	1,000

Report of Inspection—Continued.

ESTABLISHMENTS INSPECTED.	NUMBER OF EMPLOYEES.			Cost of new building improvements.	Cost of new machinery.
	Male.	Fem.	Total		
RUKA BROS. MFG. CO., THE, (limited). Plant B, mfrs. lumber. Two 1-st. frame buildings and sheds; one boiler; one engine, 40 horse power. Estab. 1883. <i>Accident.</i> —A young man engaged in hauling logs into the mill on a car neglected to slacken the speed of the car when it struck the timbers with such force as to throw the logs off the car on to him, fatally injuring him. The company paid doctor bill and funeral expenses.	20	20	\$800
BOYD—CHIPPEWA CO. <i>Inspected March, 1894, by Van Etten.</i>					
CIRKEL, J. W & SONS, mfrs. flour barrel stock and lumber. Five 1-st. frame buildings; five boilers; three engines, 195 horse power. Estab. 1881	59	59	500
MURRAY, M., ESTATE, mfr. tight barrel staves, headings, etc. Three 1-st. frame buildings; one boiler; one engine, 45 horse power. Estab. 1885.....	16	16
BROADHEAD—GREEN CO. <i>Inspected March, 1894, by Van Etten.</i>					
BARR, ORSON, mfr. carriages, wagons, etc. One 2-st. brick; one 2-st. frame. Estab. 1882.	8	8
BARTLETT & SONS, mfrs. carriages, wagons and sleighs. One 2-st. brick; two 2-st. frame; one 1-st. frame. Estab. 1872	9	9
BRODHEAD FOUNDRY & MACHINE SHOP. One 2-st. frame; one 1-st. frame; one boiler; one engine, 7 horse power. Estab. 1868.....	5	5	\$50
LAUBE & DURNER, mfrs. of carriages, wagons, etc. One 2-st. brick; one 2-st. frame; one 1-st. frame. Estab. 1866	6	6
PIERCE, GEO. M., mfr. agricultural implements. One 2-st. frame building; 10 horse power (water). Estab. 1878	8	8
BRULE—DOUGLAS CO. <i>Inspected August, 1893, by Van Etten.</i>					
BRULE LUMBER CO., THE, mfrs. lumber. One 2-st. frame; one 1-st. frame; two boilers; two engines, 95 horse power. Estab. 1892 ...	28	28	3,200	9,450
<i>Accident.</i> —A workman lost two fingers on a slab-saw. Mill closed at time of inspection.					
BUCKBEE—WAUPACA CO. <i>Reported by firms.</i>					
BENNETT, GEO. P., mfr. broom handles. Two 1-st. frame buildings; one boiler; one engine, 45 horse power. Estab. 1883	20	20	200
JONES, G. W. LUMBER CO., mfrs. lumber. One 2-st., one 1-st. frame buildings; one boiler; one engine, 60 horse power	35	35
BURG PARK—DOUGLAS CO. <i>Inspected July, 1893, by Van Etten.</i>					
BURG, H., mfr. lumber. Two 2-st. frame; two 1-st. frame; two boilers; two engines, 70 horse power. Estab. 1892.....	20	1	21	1,500	2,500

Report of Inspection—Continued.

ESTABLISHMENTS INSPECTED	NUMBER OF EMPLOYEES.			Cost of new building improvements.	Cost of new machinery.
	Male.	Fem.	Total		
BURKHARDT—ST. CROIX CO.					
<i>Inspected August, 1893, by Van Etten.</i>					
BURKHARDT, C., mfr. flour and feed. Two 3-st. frame iron veneered; two 1-st. frame; two boilers; one engine, 100 horse power. Estab. 1888	15	15	\$1,100
BURLINGTON--RACINE CO.					
<i>Inspected December, 1893, by Van Etten.</i>					
BURLINGTON BLANKE ' CO., mfrs. "stay on" stable blankets; one 2-st. frame; one 1-st. frame; one boiler; one engine. Estab. 1891	15	90	105	\$2,341	1,651
Output of factory, 1892, 96,000 blankets.					
BURLINGTON BREWRY. Two 2-st. stone; two 1-st. frame; one boiler; one engine, 18 horse power. Estab. 1881	12	12	2,350
BURLINGTON BRICK & TILE CO., one 4-st. frame; one 1-st. brick; one 1-st. frame; one boiler; one engine, 35 horse power. Estab. 1885	28	28
Output of yards for 1892, 630,000 brick, 900,000 tile.					
BURLINGTON FOUNDRY & MACHINE SHOPS, mfrs. horse powers, threshers, engines and boilers; one 2-st. brick; one 2-st. frame; two 1-st. brick; one boiler; one engine, 12 horse power. Estab. 1871	5	5
Ordered a guard placed around a fly-wheel. Ordered a railing placed around the fly-wheel of engine.					
EMPIRE STEAM LAUNDRY. One 2-st. stone building; one boiler; one engine, 6 horse power. Estab. 1892	1	4	5	800
KLEIN, F. G. & CO., mfrs. Vichy springs' ginger ale, and bottling works. One 2-st. stone building; one boiler; one engine, 15 horse power. Estab. 1871	6	6	100
MCCANNA & FRASER CHEESE & BUTTER MFG. CO. Five buildings—one 2-st. stone and brick; one 2-st. frame; three 1-st. frame; one engine; one boiler, 25 horse power. Estab. 1881	12	1	13	300	550
Output 1892, 293,000 lbs. cheese; 117,681 lbs. butter.					
PIETERS BROS., mfrs. wagons, sleighs, etc. Two 2-st. brick; one 1-st. brick. Estab. 1872	6	6
ZWIEBEL & SMITHERS CO., mfrs. ironing tables, clothes bars and bread boards. One 2-st. frame; one 1-st. frame; one boiler; one engine, 25 horse power. Estab. 1893	6	6	1,800	3,700
<i>Accident.</i> —One of the firm lost a finger on the rip saw.					
ZWIEBEL A. & SONS, mfrs. ironing tables, clothes racks, screen doors, etc., one 2-st. stone; one 2-st. frame; one 1-st. frame; one boiler; one engine, 15 horse power. Estab. 1857	9	9
BUTTERNUT—ASHLAND CO.					
<i>Inspected February, 1894, by Van Etten.</i>					
RIPLING, L. J. & CO., mfrs. lumber, lath and shingles. One 2-st. frame; three 1-st. frame; two boilers; one engine, 100 horse power. Estab. 1888	35	35	800	2,800
Cut of mill, 1892, 2,000,000 feet lumber.					

Report of Inspection—Continued.

ESTABLISHMENTS INSPECTED.	NUMBER OF EMPLOYES.			Cost of new building improvements.	Cost of new machinery.
	Male.	Fem.	Total		
CAMP DOUGLASS—JUNEAU CO.					
Inspected April, 1893, by Van Etten.					
SINGLETON, JOHN, mfr. lumber. One 1-st. frame building; one boiler; one engine, 35 horse power. Estab. 1857.....	11	11	\$150
Accident.—A boy was hurt by being wound up on saw-dust shaft, he was laid up about six weeks.					
CARROLL—DOUGLAS CO.					
Inspected August, 1893, by Van Etten.					
CARROLL, MATHEW, mfr. lumber. Two 2-st. frame; two 1-st. frame; three boilers; one engine, 90 horse power. Estab. 1893	25	25	\$1,000	4,000
CASSVILLE—GRANT CO.					
Reported by firm.					
KLEINPELL BROS., saw-mill and planing mill. Two boilers; one engine, 80 horse power. Estab. about 1855.....	45	45	200
CECIL—SHAWANO CO.					
Inspected November, 1893, by Zwaska.					
ISSTAS, FRANK, mfr. lumber, posts and railroad ties. One 2-st. frame; two 1 st. frame; one boiler; one engine, 45 horse power. Estab. 1887.....	12	12	700
CEDARBURG—OZAUKEE CO.					
Inspected October 1893, by Zwaska.					
CEDARBURG BREWERY, one 2-st. brick; two 2-st. stone; one boiler; one engine, 18 horse power. Estab. 1872	6	6	1,000
CEDARBURG WIRE, WIRE NAIL & SCREW CO. THE, one 2-st. and basement stone; 1-st frame; one engine, 95 horse power (water). Estab. 1890.....	5	5
CEDARBURG WOOLEN MILLS, THE, office and ware-house, 2-st. stone; mill, 2-st. basement and attic, stone; dye house, 2-st. stone and frame; two boilers; one engine, 50 horse power (steam), 50 horse power (water). Estab. 1864	25	65	100
Ordered belt of line shaft in twisting room guarded. Employes work eleven hours per day.					
HILGEN MFG. CO., THE, mfrs. sash, doors, blinds, etc., two 1-st. frame; one 2 st. brick; four 1-t. frame; two boilers; one engine, 75 horse power. Estab. 1872	65	65
Ordered alarm bell communication placed between engineer and operatives' rooms; one countershaft and belt of rip-saw boxed; a guard placed on same saw; pulleys and belt of jointer and panel-raiser at 1-st. floor, boxed.					
CEDAR FALLS—DUNN CO.					
Inspected May 1893, by Van Etten.					
KNAPP, STOUT & CO., COMPANY, THE, mfrs. lumber, lath and shingles. Six buildings—two 2 st. frame; three 1 st. frame; one 2-st. brick; one boiler; one engine 75 horse power (steam), 1,500 horse power (water). Boarding house in connection. Estab. 1883.....	103	109
Cut of mill, 1892, 15,217,000 feet lumber, 4,053,000 lath, 8,651,000 shingles, 8,800 pickets.					

Report of Inspection—Continued.

ESTABLISHMENTS INSPECTED.	NUMBER OF EMPLOYEES.			Cost of new building improvements.	Cost of new machinery.
	Male.	Fem.	Total		
CENTRALIA—WOOD CO.					
<i>Inspected August 1893, by Van Etten.</i>					
CENTRALIA PULP & WATER POWER CO., mfrs. pulp and print paper. Nine buildings—three 2-st. frame; five 1-st. frame; one 1-st. brick; three boilers; 400 horse power. (water). Estab. 1884	82	8	90	\$5,000	\$42,000
DALY & SAMPSON, planing mill; one 2-st. frame; two 1-st. frame; one boiler; one engine, 35 horse power. Estab. 1887.....	15	15	100
Jan. 1st, 1893 firm name was changed to Centralia Lumber Co.					
GRAITHER, JOHN., general cooperage. One 2-st. frame; three 1-st. frame. Estab. 1889.....	5	5	850	175
JACKSON MILLING CO., two 3-st. frame; one 1-st. frame; 180 horse power (water). Estab. 1860.....	6	6
McKINNON, F. MFG. CO., THE, mfrs. hubs, spokes, sawed wagon-gearing and staves; one boiler; one engine, 135 horse power Estab. 189.....	62	62	575	4,500
MOORE, J. F., mfrs. wagons, buggies, sleighs. Two 2-st. frame; one 1-st. frame Estab. 1880	5	5
OBERBECK BROS., MFG. CO., mfrs. furniture. Five buildings—one 3-st. frame; one 2-st frame; two 1-st. frame; one 1-st. stone; three boilers; one engine, 150 horse power. Estab. 1892.....	94	95	25,000	14,000
Ordered two fire escapes erected; main doors to open outward; a railing erected around a fly-wheel.					
WISCONSIN WOOD PULP CO., THE, one 2-st. frame; three 1-st. frame; one boiler; 500 horse power (water). Estab. 1882.....	12	12
CHELSEA—TAYLOR CO.					
<i>Inspected February, 1891, by Van Etten.</i>					
VAN DUSEN & GEARHART, mfrs. lumber. One 1-st. frame building; one engine; one boiler, 120 horse power. Estab. 1889	40	40	25	885
Cut of lumber 1892, 1,800,000 feet.					
CHEROKEE—MARATHON CO.					
<i>Reported by firm.</i>					
UMHOEFER, PAUL, mfr. lumber. One 1-st. frame building; one boiler; one engine, 40 horse power. Estab. 1884	15	15	900	3,700
A fire in 1893 burned the mill, loss \$6,500, has since been rebuilt.					
CLIFFORD—LINCOLN CO.					
<i>Reported by firm.</i>					
CLIFFORD LUMBER CO., THE, mfrs. lumber, lath and shingles. Two 2-st frame; one 1-st. frame; two boilers; one engine, 110 horse power. Estab. 1893....	50	50	10,000	15,000
Boarding house and store in connection.					
CLINTONVILLE—WAUPACA CO.					
<i>Inspected November, 1893, by Zwaska.</i>					
ROHRER LEONARD, mfrs. sash, doors and blinds. Two buildings—one 3-st., one 1-st. frame; 60 horse power. Estab. 1891.....	8	8

Report of Inspection—Continued.

ESTABLISHMENTS INSPECTED.	NUMBER OF EMPLOYEES.			Cost of new building improvements.	Cost of new machinery.
	Male.	Fem.	Total		
ROHRER MANUFACTURING CO., mfrs. lumber, shingles and lath. Two buildings—one 3-st. frame; one 1-st. stone, two boilers, one engine, 100 horse power. Estab. 1887 Cut of mill for 1893 was 3,600,000 ft. lumber; 3,000,000 shingles; 500,000 lath.	35	35
WALL & CLINTON, mfrs. lumber. One 1-st. frame building; 1 boiler; 1 engine, 50 horse power. Estab. 1886 Firm has since gone out of business.	5	5
<i>COLUMBUS—COLUMBIA CO.</i>					
<i>Inspected April, 1893, by Van Etten.</i>					
KURTH, J. H. & CO., brewers. Six buildings—one 3-st. brick; one 3-st. stone; one 3-st. brick and stone; one frame and stone elevator; two 2-st. brick; two boilers; two engines, 46 horse power. Estab. 1859... Ordered a railing placed at head of stairway on second floor.	10	10	\$5,000	\$100
COLUMBUS MILL CO., THE, mfrs. flour and feed. Six buildings—one 3-st. frame; one 2-st. frame; one 1-st. brick; three 1-st. frame; two boilers; one engine, 30 horse power (steam), 65 horse power (water). Estab. 1854 Ordered two sets of gearing on second floor and one set of gearing on third floor covered, also a railing placed at head of stairway on third floor of mill.	6	6	2,000	2,200
<i>COMBINED LOCKS—OUTAGAMIE CO.</i>					
<i>Inspected December, 1893, by Zwaska.</i>					
COMBINED LOCKS PAPER CO., THE, mfrs. paper and ground wood pulp. Twelve brick buildings—one 3-st; five 2-st. and basement; six 1-st; eight boilers; 49 water wheels; horse power, 5,400. Estab. 1891 The company carry an Employers' Accident Insurance policy. The capacity of this establishment is perhaps greater than that of any like establishment in the west. A new sulphite plant is in course of erection. Accidents.—A number of minor accidents have occurred. A workman had a finger crushed on wood-splitter; another workman lost a finger on a circular saw; another had a finger crushed on a rag-thrasher; another workman injured his spine through a fall in the yard; another workman lost a finger in paper machine.	160	15	175	600,000	400,000
<i>CUMBERLAND—BARRON CO.</i>					
<i>Inspected June, 1893, by Van Etten.</i>					
BEAVER DAM LUMBER CO., THE, mfrs. lumber, lath and shingles. One 2-st. frame; three 1-st. frame; five boilers; two engines, 75 horse power. Estab. 1881 Ordered one boy under 14 years old discharged; a railing placed around crank of engine; guards placed on edger saws. Cut of mill 1892, 10,000,000 feet lumber, 2,500,000 lath, 30,400,000 shingles.	230	5	235	2,500

Report of Inspection—Continued.

ESTABLISHMENTS INSPECTED.	NUMBER OF EMPLOYEES.			Cost of new building improvements.	Cost of new machinery.
	Male.	Fem.	Total		
<i>CURTISS—CLARK CO.</i> <i>Inspected March, 1894, by Van Etten.</i>					
BASS, A. D., mfr. lumber. Three 1-st. frame buildings; one boiler; one engine, 35 horse power. Estab. 1878.....	25		25		
<i>DALLAS—BARRON CO.</i> <i>Reported by firm.</i>					
ANDERSON, J. A., flour, saw and planing mill; one boiler, one engine, 10 horse power. Estab. 1878..... <i>Accident—One man was cut on arm by circular saw.</i>	16	1	17	\$8,000	\$1,350
<i>DARLINGTON—LA FAYETTE CO.</i> <i>Reported by firm.</i>					
DEXTER, McDONALD & CO., merchant millers, 2½-st. frame and stone; water power	5		5		
<i>DELAVAN—WALWORTH CO.</i> <i>Inspected Dec., 1893, by Van Etten.</i>					
DELAVAN MILL CO., THE, Horton, Hicks & Saxton, mfrs. flour and feed. Three buildings—two 3-st. frame; one 1-st. frame, one boiler, water power, 85. Estab. 1849..... <i>Ordered gearing on third floor of mill guarded. Out put for 1892 was 13,000 bbls. flour; 2,000 tons feed.</i>	7		7		250
DELAVAN REPUBLICAN, THE, printing and publishing. On 2d floor of 2-st brick building—one boiler, one gas engine, 2 horse power. Estab. 1863..	4	1	5		1,100
READER, J. B., mfr. tanks and wind mills. Two buildings—one 2-st frame; one 1-st. brick, one boiler, one engine, 15 horse power. Estab. 1885 ..	5		5		
REID ICE CREAM CO., THE, mfrs. ice cream. Two 2-st. frame buildings; one boiler, one engine, 35 horse power. Estab. 1893	5		5		
<i>Ordered guards placed around elevator openings and fly wheel and main belt. Main office 130 to 132 Wabash ave., Chicago, Ill.</i>					
STOWELL, O. G., mfrs. tanks and wind mills. Two 2-st. frame buildings; one boiler, one engine, 15 horse power. Estab. 1887.....	6		6		
<i>Do not manufacture any more.</i>					
<i>DEPERE—BROWN CO.</i> <i>Inspected Oct., 1893, by Zwaska.</i>					
DOUSMAN J. P. MILLING CO., mfrs. flour. Three buildings—one 3-st. brick; two 1-st. frame, 125 horse power. Estab. 1853	13		13		
<i>Ordered alarm bells placed between engine room and operators' rooms. Aug. 9th, 1892, old mill was destroyed by fire, loss \$40,000. Since rebuilt. Accident.—A workman was caught in gears of bolting chest and was badly hurt. Suggested ropes to be placed on each floor to be used in case of emergency</i>					
DUNHAM & SMITH, mfrs. flour. Two buildings—one 4-st. frame brick front; one 1-st. frame; water power 100. Estab. 1867.....	9		9		
<i>Suggested ropes to be placed at upper floors, ready for use in case of fire.</i>					

Report of Inspection—Continued.

ESTABLISHMENTS INSPECTED.	NUMBER OF EMPLOYEES.			Cost of new building improvements.	Cost of new machinery.
	Male.	Fem.	Total		
JOHANN, J. W., planing mill. Three buildings—two 2-st. brick; one 1-st. brick; one boiler; one engine, 75 horse power. Estab. 1874.....	30	30
LAWTON, C. A., foundry and machine shop. Four buildings—one 2-st. brick; two 1-st. brick; one 1 st. frame one boiler; one engine, 25 horse power. Estab. 1878...	12	12	\$4,000
SCHATTUCK & BABCOCK CO., mfrs paper. Eleven buildings—one 6-st. water tower; one 4-st. and basement; four 2-st. and basement; three 1-st. and basement; two 1-st., all brick; two boilers; 900 horse power (water). Estab. 1892..... Ordered two girls of 13 year discharged; also a fire escape erected on 4 st. finishing shop. The 6 st. watertower contains three large water tanks for supplying automatic water sprinklers.	80	120	200	\$271,685	245,433
<i>DEXTERVILLE—WOOD CO.</i>					
<i>Inspected March, 1894, by Van Etten.</i>					
HILES, GEO, mfr. lumber, lath and shingles. Nine buildings—two 2-st frame; one 2-st. brick; six 1-st. frame; seven boilers; three engines, 225 horse power. Estab. 1853..... Cut of mill for 1892 was 7,000,000 feet lumber.	145	145	4,700	3,000
<i>DODGEVILLE—IOWA CO.</i>					
<i>Reported by firm.</i>					
STRATMAN, F. W. & CO., mfrs. plows, wagons and sleighs. Two buildings—two 2-st. stone and frame; one boiler; one engine, 30 horse power. Estab. 1860..	19	19
<i>DORCHESTER—CLARK CO.</i>					
<i>Inspected February, 1894, by Van Etten.</i>					
FALCONER & STODDARD. mfrs. lumber. One 1-st. frame building; one boiler; one engine. Estab. 1893.	13	13	600	2,300
KUENTZ, F., mfr. lumber. Two buildings—one 2-st. frame; one 1-st. frame; one boiler; one engine. Estab. 1888.....	18	18	75
<i>DOWNING—DUNN CO.</i>					
<i>Inspected March, 1894, by Van Etten.</i>					
DOWNING MANUFACTURING CO., mfrs. lumber, lath and shingles. Five buildings two 2-st. frame; three 1-st. frame; three boilers; one engine, 90 horse power	40	40	550
<i>DOWNSVILLE—DUNN CO.</i>					
<i>Inspected May, 1893, by Van Etten.</i>					
KNAPP, STOUT & CO., COMPANY, mfrs. lumber, lath and shingles. Five buildings—two 2-st. frame; two 1-st. frame; one 1-st. brick; one boiler; 1,500 horse power (water.) Estab. A new workman was instantly killed by falling against a saw; another workman had his hand badly smashed by a log rolling on it. Cut of mill for 1892, was 8,836,523 feet lumber; 2,228,350 lath; 484,300 shingles; 16,064 pickets.	82	82	21,000	34,000
<i>DRUMMOND—BAYFIELD CO.</i>					
<i>Inspected August, 1893, by Van Etten.</i>					
RUST-OWEN LUMBER CO., mfrs. lumber, lath and shingles. Seven buildings—three 2-st. frame; two					

Report of Inspection—Continued.

ESTABLISHMENTS INSPECTED.	NUMBER OF EMPLOYEES.			Cost of new building improvements.	Cost of new machinery.
	Male.	Fem.	Total		
1-st. brick; two 1-st. frame; eight boilers; three engines, 575 horse power. Estab. 1882	275	6	281
<i>Accident.</i> —A workman was killed in 1892, being struck in abdomen by a board from surfacer. Company own electric light plant and water works system. Store and boarding house connected, also own $\frac{9}{14}$ miles of railroad, using two locomotives and thirty-nine cars. Cut of mill for 1892 was 27,048,620 ft. lumber; 5,324,850 lath and 14,151,750 shingles.					
<i>DURAND—PEPIN CO.</i>					
<i>Inspected May, 1894, by Van Etten.</i>					
DAVIS & STARR LUMBER CO., mfrs. flooring, mouldings and planing mill. Three buildings—one 2-st. frame; two 1-st. frame; one boiler; one engine, 40 horse power. Estab. 1889	25	25	\$200	\$2,500
<i>EAGLE RIVER—VILAS CO.</i>					
<i>Inspected February, 1894, by Van Etten.</i>					
GERRY LUMBER CO., mfrs. lumber, lath and shingles. Two buildings—one 2-st. frame; one 1-st. frame; six boilers; three engines, 160 horse power. Estab. 1884. Cut of mill for 1892 was 13,000,000 ft. lumber.	100	100
SHERIDAN LUMBER CO., John Barnes, assignee, mfrs. lumber, lath and shingles. Five buildings—two 2-st. frame; three 1-st. frame; four boilers; two engines, 125 horse power. Estab. 1888.....	65	65	1,250
Cut of mill for 1892, was 5,000,000 ft. lumber; 3,000,000 shingles.					
<i>EAU CLAIRE—EAU CLAIRE CO.</i>					
<i>Inspected May, 1893, by Van Etten.</i>					
BADGER PEARL BUTTON CO., mfrs. pearl buttons. One 2-st. brick building; electric motor, 25 horse power. Estab. 1891	29	14	43	2,000
Ordered the main door at foot of stairway changed to swing outward; also a cover over a line of shafting under operating table on first floor of factory. Firm has since gone out of business.					
CITY BREWERY. JOHN WALTER & CO., mfrs. beer. Eight buildings—one 4-st. stone and brick; one 3-st. stone and frame; one 2-st. frame; one 2-st. brick; two 1-st. stone; one 1-st. frame; one frame ice house; one boiler; 1 engine, 15 horse power. Estab. 1890.....	13	13	18,863	2,800
A fire on Jan. 28, 1892, destroyed the brew house and refrigerators. Loss \$8,500.					
CITY STEAM LAUNDRY, HUEBSCH BROS. First floor of 2-st. frame building—one boiler; one engine, 8 horse power. Estab. 1890.....	4	5	9
CUTTER A. A., mfr. driving shoes, pacs, moccasins, etc. One 2-st. brick buildings; electric motor 5 horse power. Estab. 1883	37	3	40	2,500
DELLS LUMBER CO., mfrs. lumber, lath and shingles. Five buildings—two 2 st. frame; three 1-st. frame; eight boilers; one engine, 550 horse power. Estab. 1881.	199	1	200
<i>Note.</i> —All the employees of this Co., must carry an accident insurance; in case of injury they receive one-half the amount of their wages while laid up and in case of death the heirs receive a sum equal to one-half the yearly wages; the men pay 2 per cent. of the amount of wages they receive for the insurance.					
Ordered one boy under 14 discharged.					

Report of Inspection—Continued.

ESTABLISHMENTS INSPECTED.	NUMBER OF EMPLOYES.			Cost of new building improvements.	Cost of new machinery.
	Male.	Fem.	Total		
DELLS PAPER & PULP CO., THE, mfrs book and news print paper. Three buildings— one 2-st. frame; one 1-st. frame; one 1 st. brick; two boilers, 1,000 horse power (water). Estab. 1882	38	7	45	\$6,500
<i>Accident.</i> —A workman was quite seriously injured by the breaking of the gearing on elevator, causing it to fall. There was a loaded truck projecting over the platform while the elevator was ascending which caused the accident. Found the cable on this elevator defective, some of the wires being broken in several places. I ordered the old cable taken out and a new one substituted.					
DERGE, J., mfr. cigars. One 1-st. frame, hand power. Estab. 1875	12	12
DRUMMOND BROS., beef and pork packers. Five buildings—one 3 st. brick; one 2-st. frame; one 1-st. frame; one 1-st. brick; one frame ice house; one boiler; one engine, 25 h rse power. Estab. 1891 ..	23	23	\$25,000	3,500
Ordered elevator openings on all floors guarded, also railing around fly wheel and caps on projecting key.					
EAGLE BREWRY, Henry Michels, Prop. mfr. beer. Seven buildings one 3-st brick; one three 3 st frame; two 2-st. stone and brick; one 2 st. frame; two 1-st. frame; one boiler; one engine, 18 horse power. Estab. 1891	8	8
EAGLE IRON WORKS, N. SHAW & CO., Props. mfrs. saw mill machinery. Three buildings—one 1-st stone; two 1 st. frame; one boiler; one engine, 50 horse power. Estab. 1859	35	1	36	1,500	15,000
<i>Accident.</i> —One of the proprietors was severely injured by falling against large planer tearing the flesh from his arm; he was disabled about four months					
EAU CLAIRE BOOK & STATIONERY CO. Job printing and mfrs. of stationery. On second. floor of 2-st. brick building, electric motor. Estab. 1885	10	3	13
EAU CLAIRE CARRIAGE WORKS, WM. BONELL & SON Props. mfrs. wagons, Carriages, etc. Four buildings -- two 2-st. frame, one 1-st. frame hand power. Estab. 1867	17	17
EAU CLAIRE LINEN CO., mfrs. linen crash and turkish towels. Three buildings—One 3-st. frame; one 1-st. stone; one 1-st. frame; one boiler, 140 horse power (water). Estab. 1888	12	63	75	150
Ordered the fire escape extended to the roof.					
EAU CLAIRE STEAM LAUNDRY. On first. floor of 2-st. brick building; one boiler; one engine, 5 horse power. Estab. 1883	6	6	100
EAU CLAIRE STREET RAILWAY, LIGHT AND POWER CO. Three buildings—two 2-st. brick; one 1-st. frame; two boilers; one engine, 200 steam, 750 water power. Estab. 1890	27	1	28	3,000	5,000
Ordered a guard at side of dynamo belt and levers used to throw clutch pulley in and out of gear fastened with set screws. <i>Accident.</i> —A workman was instantly killed on December 5, 1892, in upper power house while assisting another workman in repairing a governor. Through some means he fell on cog wheel; the lower part of his body was ground to a pulp by the gearing. It is supposed he slipped in some way. The gearing is guarded with an iron railing.					

Report of Inspection—Continued.

ESTABLISHMENTS INSPECTED.	NUMBER OF EMPLOYES.			Cost of new building improvements.	Cost of new machinery.
	Male.	Fem.	Total		
EMPIRE LUMBER CO. Eight buildings—four 2-st. frame; three 1-st. frame; one 1-st. stone; ten boilers; three engines, 750 horse power. Estab. 1857	135	1	136	\$5,000	\$17,290
Cut of mill for 1892 was 22,850,000 ft. lumber, 6,600,000 lath, 13,326,000 shingles and 386,230 pickets. <i>Accident</i> —The over was caught and killed by the main belt on May 2, 1892. No one was present at time of his death. It is supposed that he attempted to crawl beneath the belt. The coroner's jury exonerated the Co. from any blame in the matter. The Co. paid funeral expenses and assisted the family.					
EVENING & WEEKLY FREE PRESS, printing and publishing. On first floor of 2-st. brick building; water motor, 5 horse power.	5	5	10
FISH, E. M. & CO., mfrs. sash, doors, blinds and mouldings. Five buildings—one 2-st. frame; three 1-st. frame; one 1-st. brick; one boiler; one engine 28 horse power. Estab. 1867	27	1	28
<i>Accident</i> .—A workman lost a thumb and two fingers on a jointer; another lost a thumb, and another lost a finger on the same machine. It is impossible to guard the machine in any way to prevent accidents of that kind. This Co. have all their men insured in the American Casualty Insurance & Security Co., the benefits being the same as that received by the employes of the Deils Lumber Co.; the cost to the workmen is one per cent. of their wages.					
FORUM, THE, weekly newspaper. On first floor of 2-st. brick building; electric motor, 2 horse power. Estab. 1892	5	3	8	1,807
<i>Note</i> .—Since inspection gone out of business.					
GIRNAU & DOHRMAN, mfrs. carriages, wagons, etc. Three buildings—one 3-st. frame; one 2-st. brick; one 2-st. frame; hand power. Estab. 1875	11	11
HALF MOON LAKE SHINGLE & FUEL CO., mfrs. shingles. Six buildings—five 1-st. frame; one 2-st. frame; six boilers; one engine, 250 horse power. Estab. 1893	26	26	5,500
<i>Note</i> . Formerly West Eau Claire Mill Co.					
LEADER CO., THE, printing and publishing. One 2-st. brick building; electric motor, three horse power. Estab. 1881	27	9	36	1,500
MCDONOUGH MANUFACTURING CO., mfrs. saw mill machinery. Seven buildings—two 2-st. frame; three 1-st. brick; two 1-st. frame; one boiler; one engine, water power, 150. Estab. 1889	70	1	71	350	5,000
MADISON STREET MANUFACTURING CO., mfrs. sash, doors and blinds. Six buildings—one 3-st. frame; three 2-st. frame; one 1-st. frame; one 1-st. brick; one boiler; one engine, 20 horse power. Estab. 1885	35	35	600	1,050
MASON, GEO. W., elevator and feed mill. Four buildings—three 2-st. frame; one 1-st. brick; one boiler; one engine, 60 horse power. Estab. 1871	5	5	650
MODEL STEAM LAUNDRY. In basement of 2-st. frame building; one boiler; two engines, 10 horse power. Estab. 1893	3	4	7	1,500
<i>Note</i> .—Employers' report returned unopened.					

Report of Inspection—Continued.

ESTABLISHMENTS INSPECTED.	NUMBER OF EMPLOYEES.			Cost of new building improvements.	Cost of new machinery.
	Male.	Fem.	Total		
<p>NATIONAL ELECTRIC CO., mfrs. dynamos, motors, plating machines, etc. Five buildings— one 2-st. brick; three 1-st. frame; one 1-st. brick; two boilers; three engines, 200 horse power. Estab. 1898.</p> <p><i>Note.</i>—This plant was formerly the National Electric Mfg. Co., but went into receiver's hands and was bought by above company.</p>	171	29	200	6,000	4,000
<p>NORTHWESTERN LUMBER CO., mfrs. lumber, lath and shingles. Nine buildings—three 2-st. frame; three 1-st. frame; two 1-st. stone; one 1-st. brick; seven boilers, two engines, 450 horse power. Estab. 1865.</p> <p><i>Note.</i>—This company, like several others in Eau Claire, carry accident insurance for the benefit of all their employees, and no person can obtain work unless he becomes insured. It costs the workmen one per cent. of the amount of wages he receives. In case of accident, while unable to work, he receives one half the amount he was earning, and in case of death the family receives one half his yearly wages, also doctor's bill paid and funeral expenses. An elevator is in use upon which loaded teams can be driven, obviating the necessity of drawing the loads up the hill and is a saving to the company of the use of four teams and five men.</p>	191	191	12,000	20,000
<p>PAULY BROTHERS, job printing. First floor of 2-st. brick; water motor, 2 horse power. Estab. 1869.</p>	3	2	5
<p>PHOENIX MANUFACTURING CO., mfrs. sash, doors, blinds and saw mill machinery. Nine buildings—one 3-st. frame; one 2-st. stone; four 2-st. frame; one 1-st. frame; two 1-st. stone; one boiler, one engine, 55 horse power. Estab. 1875.</p> <p>Ordered one boy under 14 discharged. <i>Accident.</i>—The forman of machine shop was killed November 16, 1892, by the derrick falling on him. The guy rope broke while hoisting a heavy piece of machinery.</p>	110	1	111	4,200	4,000
<p>PIONEER FURNITURE CO., mfrs. furniture. Four buildings—one 2-st. brick; one 3-st. frame; one 1-st. frame; one 1-st. stone; two boilers; one engine, 125 horse power. Estab. 1887.</p> <p>Ordered four boys under 14 discharged. <i>Accidents.</i>—A workman was killed by a board flying back from a rip saw striking him in the abdomen; another lost a finger on a routing machine; another lost a thumb on a hand planer. The company carries accident insurance on all of their employees in The American Casualty Insurance and Security Co. of Baltimore, Md. It is a complete accident insurance and protects the workman while at home or wherever they may be, while in the employ of the company. The plan is similar to that carried by other firms in the city.</p>	149	1	150	6,000	3,000
<p>SHAW DANIEL LUMBER CO., mfrs. lumber, lath and shingles. Fifteen buildings—two 2-st. frame; eight 1-st. frame; three 1-st. brick; two 1-st. frame; eight boilers, three engines, 780 horse power. Est. 1857</p> <p>The cut of mill for 1892 was 16,193,945 ft. lumber 4,354,300 lpth; 16,778,750 shingles; 294,440 pickets.</p> <p><i>Accident.</i> A workman was killed Sept., 1892, while removing saw dust his clothing was caught by a belt and he was wound up on a counter shaft.</p>	363	2	370	2,700	5,000
<p>VALLEY LUMBER CO., mfrs. lumber, lath and shingles. Seven buildings—three 2-st. frame; three</p>					

Report of Inspection—Continued.

ESTABLISHMENTS INSPECTED.	NUMBER OF EMPLOYEES.			Cost of new building improvements.	Cost of new machinery.
	Male.	Fem.	Total		
1-st frame; one 1-st. stone; nine boilers, one engine, 700 horse power. Etab. 1857.....	175	174	4,629	18,516
Ordered one boy under 14 discharged. Cut of mill for 1892 was 23,979,569 ft. lumber; 18,777,000 shingles; 8,208,080 lath; 101,475 pickets. Fire:—A fire May 16, 1893 destroyed the Co's boarding house, loss \$2,000.					
WEST AND WATERSDORF, mfrs. cigars. On first floor of 2-st. brick, hand power. Etab. 1888.....	12	12
Ordered one boy under 14 discharged.					
WISCONSIN REFRIGERATOR CO., mfrs. "Peerless Refrigerators." Eight buildings—one 2-st. brick; six 1 st. frame, iron veneered; one 1-st. brick; two boilers; three engine. Etab. 1899.....	90	90	350
ordered two boys under 14 discharged.					
EAU PLAINE,—DANCY P. O. MARATHON CO. Reported by firm.					
SEGELKE, KOHLHAUS MANUFACTURING CO., mfrs. lumber, lath and shingles. Three 2-st. frame buildings; two boilers, one engine. Etab. 1874.....	30	30	750
Cut of mill for 1892, was 5,000,000 ft. lumber.					
EDGERTON—ROCK CO. Inspected Jan., 1894, by Van Etten.					
PAULINE POTTERY CO., mfrs. decorated pottery, porous electric cups and water filters. Four buildings—one 2 st. frame; two 1-st. frame; one 1-st. brick; one boiler, one engine, 50 horse power. Etab. 1868.	18	3	21	115
Ont put for 1892 was \$14,087.83.					
PARR, ROYAL. mfr. brick. Three buildings—one 2-st. frame; one 1-st. frame; one 1 st brick; one boiler; one engine. Etab. 1879.....	22	22
Output for 1892 was 500,000 brick. Note.—The Edgerton Creamery Co. own and operate 8 creameries located in Dane and Rock counties, employing about 12 hands.					
Note.—The main industry of this town is the tobacco trade, there being a number of large warehouses. The different firms that have reported to this office employ about 300 hands, of those 200 are females. They give employment for about four months in the spring.					
EDSON—CHIPPEWA CO. Reported by firm.					
CHUBB, ARTHUR J., mfr. lumber. Two buildings—one 2-st. frame; one 1-st. brick; one boiler; one engine, 80 horse power. Etab. 1866.....	20	20
ELKHORN—WALWORTH CO. Inspected December, 1893, by Van Etten.					
ELKHORN INDEPENDENT, THE, Park & Kennay, printing and publishing. One 3-st. and basement brick; one boiler; one gas engine, 4 horse power. Etab. 1853.....	4	3	7	1,000	550
MINER & THOMPSON, mfrs. butter and cheese. One 2 st. brick building; one boiler; one engine, 10 horse power. Etab. 1875.....	5	5	1,000
OPITZ, FRED, mfr. wagons and sleighs. Four 2-st. frame buildings; one boiler; one engine, 8 horse power. Etab. 1884.....	8	8	350	200

Report of Inspection—Continued.

ESTABLISHMENTS INSPECTED.	NUMBER OF EMPLOYEES.			Cost of new building improvements.	Cost of new machinery.
	Male.	Fem.	Total		
SPRAGUE BROS., mfrs. brick, drain tile and paving brick. Two buildings—one 4 st. frame; one 1-st. frame; one boiler; one engine, 25 horse power. Estab. 1883.....	15	15	2,000	575
Output for 1892 was 750,000 brick, 80,000 tile.					
<i>ELLSWORTH—PIERCE CO.</i>					
<i>Inspected June 1893, by Van Etten.</i>					
ELLSWORTH MANUFACTURING CO., mfrs. baskets. Two 2 st. frame buildings; one boiler; one engine, 10 horse power. Estab. 1891.....	15	15	2,000	1,500
Ordered a cover placed over a slasher saw and a cap placed over set screw on pulley of planer.					
PETERSON, ANDREW, mfr. hard-wood lumber. Two buildings—one 2 st. frame; one 1-st. frame; one boiler; one engine, 50 horse power. Estab. 1892.....	12	12	1,000	3,000
Accident—A workman caught his hand under roller to log jack, injuring it so that two fingers had to be amputated.					
<i>EIDSVOLD—CLARK CO.</i>					
<i>Inspected March, 1894, by Van Etten.</i>					
NYE, LUSK & HUDSON, mfrs. lumber. Six buildings—four 2-st. frame buildings; two 1-st. brick; three boilers; two engines, 175 horse power. Estab. 1886.....	45	45	1,000	1,200
Cut of mill for 1892, was 3,000,000 feet lumber.					
<i>EVANSVILLE—ROCK CO.</i>					
<i>Reported by firm.</i>					
BAKER MANUFACTURING CO., mfrs. pumps, tanks, wind mills, feed grinders, etc. Eight buildings—one 2-st. brick; one 2-st. stone; three 1-st. brick; one 1-st. stone; one 1-st. frame; several sheds; all buildings have metal roofs; two boilers, two engines, 100 horse power. Established 1873.....	41	1	45	1,500	2,000
<i>FAIRCHILD—EAU CLAIRE CO.</i>					
<i>Inspected April, 1893, by Van Etten.</i>					
FOSTER, N. C. LUMBER CO., mfrs. lumber, lath and shingles. Ten buildings one 2-st. frame; one 1-st. brick; eight 1-st. frame; seven boilers; two engines, 225 horse power. Estab. 1876.....	200	4	204	5,500	14,500
Accident.—A workman lost all of the toes of one foot in carrier chains of slabs and edgings saws; he was laid up about six months; another was very badly injured by a log rolling on him. Automatic water sprinkler on all floors.					
<i>FIFIELD—PRICE CO.</i>					
<i>Inspected February, 1894, by Van Etten.</i>					
FIFIELD MANUFACTURING CO., mfrs. lumber, lath and shingles. Eight buildings—four 2-st. frame; two 2-st. brick; two 1-st. frame; seven boilers; two engines, 240 horse power. Estab. 1889.....	80	80	4,000
Cut of mill for 1892 was 1,705,946 ft. lumber, 215,000 lath and 1,500,000 shingles. Accident.—The carriage rider lost part of his foot by bringing it in contact with band saw.					

Report of Inspection—Continued.

ESTABLISHMENTS INSPECTED.	NUMBER OF EMPLOYEES.			Cost of new building improvements.	Cost of new machinery
	Male.	Fem.	Total		
<i>FLANNER—MARATHON CO.</i> <i>Inspected August, 1893, by Van Etten.</i>					
RIB RIVER LUMBER CO., planing mill. Three buildings—two 1-st. frame; one 1-st. brick; two boilers; two engines, 65 horse power. Estab. 1891.	25	25	\$2,500	\$7,000
<i>FOND DU LAC—FOND DU LAC CO.</i> <i>Inspected December, 1893, by Zwaska.</i>					
BATES, C. E., mfr. packing boxes. Two buildings—one 2 st. and one 1-st. frame; one boiler; one engine, 15 horse power. Estab. 1883.	6	6
BECHAUD BREWING CO., mfrs. beer and malt. Four buildings—three 2-st. brick; one 1-st. frame; one boiler; one engine, 10 horse power. Estab. 1872. Annual capacity, 15,000 bbls.	10	..	10
BOWEN MANUFACTURING CO., mfrs. refrigerators and folding tables. Two buildings—one 2 st. frame; one 1-st. frame; one boiler; two engines, 120 horse power. Estab. 1893. Ordered drive belt running counter shaft of sand paper machine and two belts running same machine guarded. <i>Accident.</i> —A workman lost thumb on rip saw. <i>Note.</i> —This plant was formerly owned by The B. H. Dodd Mfg. Co.	40	40	1,300	8,000
BUERGER-REINIG CO., mfrs. malt. Five buildings—one iron clad grain elevator 80ft. high; one 7-st. brick; one 5 st. brick; one 1 st. brick; one 1-st. frame; one boiler; one engine, 65 horse power. Estab. 1890. Output for previous year was 250 000 bu. malt.	15	..	15
BURROWS, GEO. S. & CO., mfrs. carriages. One 2 st. brick building; hand power. Estab. 1872.	5	10	15
CITY ROLLER MILLS, Allen & Treleven Props. merchant millers. Four buildings—one 2-st. and basement stone; one 2 st. frame; one 1-st brick; one 1 st. frame; one boiler; one engine, 60 horse power. Estab 1887. Annual output 45,000 bbls.	12	12
DAILY REPORTER, THE, printing and publishing. On second floor of 3-st. brick building; one gas engine, 4 horse power. Estab. 1856.	8	4	12
DE GROAT, GIDDINGS & LEWIS, mfrs. saw mill machinery. Five buildings—four 1-st. brick; one 2 st frame; one boiler; one engine, 75 horse power. Estab. 1869. Suggested that the fly wheel in engine room be guarded, proprietors promised to do it.	50	50	1,000	2,000
EUREKA STEAM LAUNDRY, John Dustin, prop. On first floor and in basement of 3 st. brick building; one boiler; one engine, 10 horse power. Estab. 1887.	2	9	11	50
FIELD, MARSHALL & CO, mfrs. shirts. Two buildings—one 2 st. frame; one 1-st. brick; one boiler; one engine, 100 horse power. Estab. 1893. Ordered main door changed to swing outward; gate instead of bar provided on elevator opening at second floor; fly wheel in engine room guarded.	12	138	150	19,000	35,000
FOND DU LAC BOILER WORKS, mfrs. boilers and					

Report of Inspection—Continued.

ESTABLISHMENTS INSPECTED.	NUMBER OF EMPLOYEES.			Cost of new building improvements.	Cost of new machinery.
	Male.	Fem.	Total		
smoke stacks. One 1-st. frame building, hand power. Estab. 1856	8	8
FOND DU LAC GAS LIGHT CO. Three buildings—two 2-st. and one 1-st. brick and several sheds; two boilers; one engine; one dynamo, 80 horse power Estab. 1863.....	6	6
FOND DU LAC IMPLEMENT CO., mfrs. farm machinery, wagon and sleigh castings. Two buildings—one 2-st. and attic and one 2-st. and 1-st. addition; one boiler; one engine, 25 horse power. Estab. 1893.....	34	34	\$400	\$2,500
Ordered guard placed on rip saw and elevator shaft guarded. <i>Accident.</i> —A workman cut off part of his thumb on rip saw.					
FOND DU LAC LIGHT POWER & RY. CO. One 1-st. frame building; two boilers; three engines, 300 horse power; one generator, four dynamos. Estab. 1893	13	13	10,000	33,000
Ordered belting running dynamo guarded.					
FOND DU LAC TABLE MANUFACTURING CO., mfrs. tables. Four buildings—two 2-st. and one 1-st. brick; one 1-st. frame; two boilers; one engine, 75 horse power. Estab. 1891	40	40	2,000	1,000
Ordered hand rail placed on stairway in wood working shop.					
FOND DU LAC ROLLER MILLS, O. L. Helmer, Prop., mfrs. flour and feed. Two buildings—one 3-st. and basement brick; one 1-st. brick; 1 boiler; 1 engine, 80 horse power. Estab. 1882	5	5
Ordered gearing of bolting chest at 2d and 3d floor guarded and alarm bells provided. <i>Accident.</i> —A workman while oiling shafting was caught by a set screw and pulled around, breaking two ribs and an arm. <i>Note.</i> —The set screw has since been guarded.					
GURNEY REFRIGERATOR CO., mfrs. refrigerators. Four buildings one 3-st. and 2-st. brick; one 3-st. stone; one 2-st. brick; one 1-st. brick; two boilers; two engines, 340 horse power. Estab. 1891	126	126	2,500	15,000
<i>Accident.</i> —A young man had his foot badly cut by the sticker knives.					
HABER, P. B., book, job and show printing. One 3-st. brick building; one boiler; one engine, 15 horse power. Estab. 1885	6	12	18
<i>Note.</i> —Mr. Haber is also manager of The Commonwealth Printing Co., which employ 6 hands in basement and 2d floor of building.					
HARRISON POSTAL BAG RACK CO. Two 2-st. brick buildings; hand power. Estab. 1879.....	8	8
HUBER & FUHRMAN DRUG MILLS. Five buildings—three 2-st. frame; one 2-st. brick; one 1-st. frame; one boiler; one engine, 35 horse power. Estab. 1870	14	4	18	2,000	1,000
Ordered fly wheel of engine guarded and alarm bell communications provided.					
MOORE & GALLOWAY LUMBER CO., mfrs. sash, doors and lumber. Six buildings—three 1-st. frame; two 1-st. brick; one 2-st. frame; four boilers; two engines, 200 horse power. Estab. 1864.....	75	75
Cut of mill for season was 6,000,000 feet lumber.					

Report of Inspection—Continued.

ESTABLISHMENTS INSPECTED.	NUMBER OF EMPLOYEES.			Cost of new building improvements.	Cost of new machinery.
	Male.	Fem.	Total		
NORDWESTLICHER COURIER, German weekly, printing and publishing. On second floor of 2-st. brick building, power furnished by City Roller Mills. Estab. 1871.....	4	3	7		
NORTHWESTERN YEAST CO. Six buildings—one 3-st., four 2-st., one 1-st. frame; one 2-st. brick; 3 boilers; one engine, 30 horse power. Estab. 1876....	60	80	140		
RUEPING, WM. & SONS, tanners. Six buildings—two 3-st. brick; one 2-st. frame; two 1-st. brick; one 1-st. frame; two boilers; two engines, 40 horse power. Estab. 1854.....	140		140	\$4,000	
Ordered alarm bell connections provided.					
STEENBERG, O. C., mfr. sash, doors and blinds. Four buildings—one 3 st. frame, iron clad; one 2 st. brick; one 1-st. brick; one 1-st. frame; two boilers; one engine, 100 horse power. Estab. 1855.....	42		42		
SWEET, B. F. & H. L., mfrs. wagons, sleighs, etc. Eight buildings—one 2-st. brick; two 2-st. frame; two 1-st. brick; two 1-st. stone; one 1-st. frame; one boiler; one engine, 40 horse power. Estab. 1855.....	28		28		
WILD B. FACTORY, mfrs. crackers and confectionery. Two 3-st. brick buildings. Estab. 1859.....	34	26	60	2,000	
Ordered one fire escape placed on 3 st. candy factory and fire escape on cracker factory extended from adjoining lower roof to ground, and alarm bell connections provided on second floor in cracker factory.					
WINNEBAGO FURNITURE MFG. CO., mfrs. furniture. Five buildings—two 3-st. brick; one 2-st. frame; two 1 st. brick; seven boilers; two engines, 300 horse power. Estab. 1890.....	250		250		\$4,300
Ordered platforms placed on the two fire escapes on finishing shop. Accident.—A workman was struck in the abdomen by a piece of wood flying from rip saw, from which he died within a few days; another man lost one finger on buzz planer.					
FORT ATKINSON—JEFFERSON CO. Inspected January, 1894, by Van Etten.					
CORNISH, CURTIS & GREEN MFG CO., mfrs. dairy implements. Ten buildings—one 3-st. brick; two 2-st. brick; three 1-st. brick; four 1-st. frame; one boiler; two engines, 143 horse power. Estab. 1865....	96	4	100	2,100	4,450
FORT ATKINSON BRICK MANUFACTURING CO., mfrs. brick and tile. One 1 st. frame building and several sheds; one boiler; one engine, 25 horse power. Estab. 1891.....	20		20		
Output in 1892 was 1,000,000 brick and 100,000 tile.					
HOARD'S CREAMERIES, mfrs. butter. Four buildings—one 2-st. stone; one 1-st. stone; two 1-st. frame; one boiler; one engine, 15 horse power. Estab. 1886. Note.—Aside from the above this company operates seven creameries with 11 employees, located as follows: Cambridge, Oakland, North branch, Koshkonong, Whitney, Star and Lima.	10	3	13		
JEFFERSON COUNTY UNION, THE, and HOARD'S DAIRYMAN, W. D. Hoard, prcp. printing and publishing. Two buildings—one 2-st. brick; one 1-st. brick. Estab. 1870.....	11	14	25		

Report of Inspection—Continued.

ESTABLISHMENTS INSPECTED.	NUMBER OF EMPLOYEES.			Cost of new building improvements.	Cost of new machinery.
	Male.	Fem.	Total		
NORTHWESTERN MANUFACTURING CO., mfrs. wagons, sleighs and chairs. Eight buildings—one 3-st. brick; two 2-st. brick; two 2-st. frame; two 1-st. brick; one 1-st. frame; two boilers, two engines, 125 horse power. Estab. 1866	270	15	285	\$7,500	\$5,000
<i>Note.</i> —Firm has its own water works system, also furnishes water to Cornish, Curtis & Green Mfg. Co.					
POUNDER, GEORGE H., mfr. harrows and brooms. Three buildings—one 2-st. brick; one 2-st. frame; one 1-st. frame; 1 boiler, 1 engine, 18 horse power. Estab. 1873.....	8	8
WILCOX & RICHARDS CO., elevator and feed mill. Four buildings—three 2-st. frame; one 1-st. frame; one boiler, one engine, 15 horse power.					
FORT HOWARD—BROWN CO. <i>Inspected October, 1893, by Zwaska.</i>					
ALART & MCGUIRE, mfrs. pickles, onions and vinegar. One 2-st. frame building; one boiler, hand power. Estab. 1891.....	3	22	25	600
BURNS, D. M. & SON, mfrs. marine and tubular boilers. Two 1-st. frame buildings; one boiler, one engine, 8 horse power. Estab. 1862	12	12
CHICAGO, MILWAUKEE & ST. PAUL R. R. SHOPS. Nine buildings—six 1-st. brick; one 2-st. frame; two 1-st. frame; and 14 stalls; two boilers, one engine, 100 horse power. Estab. 1878	200	1	201
<i>Ordered guard placed on large rip saw. Accidents.</i> —A yard carpenter lost four fingers on a face planer; another lost two fingers on same machine. The machine cannot be guarded.					
DUNCAN, JOHN, machine shop and foundry. Four buildings—at connected under one roof. One boiler, one engine, 16 horse power. Estab. 1868	23	23
EAGLE IRON & BRASS FOUNDRY. One 1-st. frame building; one boiler; one engine, 20 horse power. Estab. 1880	10	10
ELDRED ANSON AND SON, mfrs. lumber. Four buildings—two 1-st. brick; two 1-st. frame; six boilers; one engine, 20 horse power. Estab. 1876.....	46	46
GREEN BAY, WINONA & ST. PAUL R. R. SHOPS. Five buildings—two 1-st. frame; two 1-st. brick; one 1-st. brick round house, ten stalls; one boiler; one engine, 25 horse power. Estab. 1872	60	60
FORT HOWARD LUMBER CO., planing mill. Four buildings—two 1-st. brick; two 1-st. frame; four boilers; one engine, 23 horse power. Estab. 188	75	75	6,000
<i>Ordered flywheel in engine room guarded, and new cord placed on alarm signal from planing mill to engine room.</i>					
HALBACH, A., & CO., mfrs. mill and agricultural machinery. Two 1-st. frame buildings; one boiler; one engine, 25 horse power. Estab. 1838.....	5	5
KEMMITZ, THEO., FURNITURE CO., mfrs. furniture. Four buildings—one 4-st. frame; one 3-st. frame; two 1-st. frame; one boiler; one engine, 60 horse power. Estab. 1833.....	73	73

Report of Inspection—Continued.

ESTABLISHMENTS INSPECTED.	NUMBER OF EMPLOYEES.			Cost of new building improvements.	Cost of new machinery.
	Male.	Fem.	Total		
LARSEN, WILLIAM, mfr. canned fruits and vegetables. Two buildings—one 2-st. and basement and one 2-st. frame; one boiler, one engine, 25 horse power. Estab. 1893	14	12	26	\$12,000	\$5,000
McDONALD, H., mfr. lumber, lath and shingles. Four buildings—one 2 st frame; two 1-st. frame; one 1-st. brick; boarding houses connected; one boiler, one engine, 50 horse power. Estab. 1881.....	62	62
<i>Accident.</i> —A workman lost one finger in feed roller of a lath machine. A fire in Sept. destroyed saw mill, wagons and 1,000,000 ft. lumber; loss, about \$45,000. At present at work upon a new mill.					
O'LEARY BROTHERS, mfrs. boilers and sheet iron work. One 1-st. frame building; one boiler; one engine, 8 horse power. Estab. 1856	5	5
VOIGT, JOHN M. MANUFACTURING CO., mfrs. sash, doors, mouldings, stairway work, etc. Five buildings—one 2-st. frame; one 2-st. brick; one 1-st. brick; two 1-st. frame; one boiler; one engine, 35 horse power. Estab. 1866	26	26
Ordered alarm bell connections provided.					
<i>FOUNTAIN CITY—BUFFALO CO.</i>					
<i>Inspected March, 1893, by Van Etten.</i>					
FOUNTAIN CITY BREWING CO. Five buildings—two 4-st. brick; one 3-st. brick; one 1-st. brick; one 1-st. frame; one boiler; one engine, 25 horse power. Estab. 1885	6	6	350
FOUNTAIN CITY MILLING CO., mfrs. flour and feed. Two buildings—one 3-st. frame, iron veneered; one 1-st. brick; one boiler; one engine, 65 horse power. Estab. 1886	5	5	150
ROETTIGER, H. & CO., planing mill. Two buildings—one 2-st. frame; one 1-st. frame; one boiler; one engine, 12 horse power. Estab. 1883.	3	8
THOENY, DAVID, mfr. butter. Two 1 st. and basement stone and frame buildings; one boiler; one engine, 6 horse power. Estab. 1890.....	5	5	900	700
<i>Note.</i> —Of the five employes reported four are drivers of creamery wagons.					
<i>GALESVILLE—TREMPEAU CO.</i>					
<i>Inspected April, 1893, by Van Etten.</i>					
ARCTIC SPRINGS CREAMERY, mfrs. butter. Three buildings—one 2-st. brick; one 1st. brick; one 2-st. frame ice house; one boiler; one engine, 6 horse power. Estab. 1889	12	12	2,206	1,079
Ordered a railing around fly wheel of engine. Of the twelve employes ten are employed collecting cream.					
DAVIS, WILSON, mfr. flour and feed. Two buildings—one 5 st. stone; one 1-st. frame; 200 horse power (water). Estab. 1867.....	12	12	4,000
Ordered a cover placed over several sets of gearing on two bolting reels on 3d floor; also a guard placed around large gearing on upright shaft on 5th floor.					
HIGH CLIFF WAGON CO. mfrs. wagons and plows. First floor of one 2-st. brick and one 2-st. frame building; 35 horse power (water). Power furnished by Wilson Davis. Estab. 1892	5	5	800

Report of Inspection—Continued.

ESTABLISHMENTS INSPECTED.	NUMBER OF EMPLOYEES.			Cost of new building improvements.	Cost of new machinery.
	Male.	Fem.	Total		
<i>GILE—ASHLAND CO.</i>					
<i>Inspected Feb., 1894, by Van Etten.</i>					
MONTREAL RIVER LUMBER CO, mfrs. lumber, lath and shingles. Eleven buildings—five 2-st. frame; five 1-st. frame; one 1-st brick; seven boilers; four engines, 425 horse power. Estab. 1887.	325	325	\$30,000	\$22,000
Cut of mill for 1892, was 25,000,000 feet lumber, 5,500,000 lath, 12,000,000 shingles, 2,000 pickets.					
<i>GLEN FLORA—CHIPPEWA CO.</i>					
<i>Reported by firm.</i>					
SNITZER, W. F., mfr lumber. Saw mill, planing mill and boiler house; two boilers; two engines, 100 horse power. Estab. 1893.	100	100
<i>GLENWOOD—ST. CROIX CO.</i>					
<i>Inspected March, 1894, by Van Etten.</i>					
GLENWOOD MANUFACTURING CO., mfrs. lumber, wagon and barrel stock, and general cooperage. Twenty-seven buildings—one 3-st. frame, five 2-st. frame; twenty 1 st. frame; one 1-st. brick; fourteen boilers; nine engines, 481 horse power. Estab. 1885.	600	600	3,000	2,500
<i>Accident.</i> —A workman had his leg broken by a piece of wood flying from a rip bolting saw.					
<i>GOODYEAR—JACKSON CO.</i>					
<i>Inspected March, 1894, by Van Etten.</i>					
GOODYEAR, D. A. & C. A., mfrs. lumber, lath and shingles. Six buildings—three 2 st frame; three 1-st. frame; six boilers; three engines, 280 horse power. Estab. 1888.	257	257	1,500	3,000
<i>Accident.</i> —A workman broke his leg by falling under logging train. Company owns and operates thirty miles of railroad using two locomotives and thirty cars. Cut of mill for 1892 was 25,000,000 feet of lumber.					
<i>GRAFTON—OZAUKEE CO.</i>					
<i>Inspected Oct., 1893, by Zwaska.</i>					
SHEBOYGAN KNITTING CO, mfrs woolen knit goods. Two buildings— one 3-st. stone; one 2-st. stone, 75 horse power (water) Estab. 1893.	30	7	37	7,000
Firm bought this plant from Milwaukee Worsted Mill Co.					
<i>GRAND RAPIDS—WOOD CO.</i>					
<i>Inspected Aug., 1893, by Van Etten.</i>					
GRAND RAPIDS FURNITURE CO., THE, mfrs. furniture. Three buildings—one 3-st. frame; two 1-st frame; one boiler; one engine, 35 horse power. Estab. 1891.	18	1	19	300
Ordered a fire escape placed on north side of factory to adjoining roof.					
<i>GREEN BAY, WINONA & ST. PAUL RAILROAD, REPAIR SHOPS.</i>					
Three buildings—two 1-st. frame; one 1-st. brick; one boiler; one engine, 5 horse power. Estab. 1871.	9	9	1,000
<i>KING BROTHERS, foundry and machine shop.</i>					
Two buildings—one 2-st. and one 1-st. frame, 30 horse power (water). Estab 1891.	5	5	900	2,000
A fire Sept. 1892 destroyed plant, loss \$3,000.					

Report of Inspection—Continued.

ESTABLISHMENTS INSPECTED.	NUMBER OF EMPLOYEES.			Cost of new building improvements.	Cost of new machinery.
	Male.	Fem.	Total		
NASH BROTHERS, mfrs. flour and feed Three buildings—one 3-st. frame; one 2-st. frame; one 1-st. frame; 150 horse power water. Estab. 1883.....	6	6	\$350	\$3,600
PIONEER WOOD PULP CO., mfrs. wood pulp Five 1-st. frame buildings, three boilers; 750 horse power (water). Estab. 1888.....	15	15	2,000
TWIN CITY BREWING CO. Five buildings—one 2½-st. frame; three 2-st. frame; one 1-st. brick; one boiler one engine, 10 horse power. Estab. 1882.....	5	5	11,500	7,500
<i>GRANTON—CLARK CO.</i>					
<i>Report by firm.</i>					
MASON, J. B., mfr. lumber and shingles. Two buildings—one 1-st. one 1½-st. frame; one boiler, one engine, 35 horse power. Estab. 1866.....	7	7
<i>GREEN BAY—BROWN CO.</i>					
<i>Inspected Oct., 1893, by Zwaska.</i>					
ANNENN J. P. CANDY CO. One 3-st. brick building; one boiler, one engine 12 horse power. Estab. 1891... Ordered fire escape erected. Building owned by Geo. D. Nau estate	8	16	24	4,000
BRITTON, D. W., mfr. cooperage Five buildings—two 2-st. frame; two 1-st. brick; one 1-st. frame; two boilers, two engines, 60 horse power. Estab. 1850 ...	90	90
COLUMBIAN BAKING CO., mfrs. crackers, cakes, etc. Two buildings—one 3-st. brick; one 1-st. brick; one boiler, one engine, 50 horse power. Estab. 1893. Ordered fly wheel in engine room guarded; alarm bell connections provided, and drive belt running counter shaft on second floor, boxed.	13	15	28	13,000	8,000
ECKHARD & SCHUNK, mfr. cigars. On ground floor of 2-st. brick building, hand power. Estab. 1875.....	8	8
GREEN BAY ADVOCATE, THE, printing and publishing. One 2-st. brick building, one gas engine, 9 horse power. Estab. 1846.....	6	3	9
GREEN BAY & FORT HOWARD GAS & ELECTRIC CO., also GREEN BAY GAS LIGHT & FUEL CO. Four buildings—two 2-st. brick; two 1-st. frame; three boilers; two engines, 6 dynamos, 800 horse power. Estab. 1869 and 1886	13	13	12,000
GREEN BAY & FORT HOWARD WATER WORKS CO. One 1-st. brick building; four boilers; three pumps. Estab. 1886	7	7
Capacity, 1,000,000 gallons per twenty-four hours.					
GREEN BAY PLANING MILL CO., mfrs. building material. Four buildings—two 2-st. frame; two 1-st. brick; one boiler; one engine, 48 horse power. Estab. 1890	35	35
Ordered alarm bells provided. Accident.—The foreman lost three fingers on jointer.					
HAGEMEISTER BREWING CO. Six buildings—two 2½-st. brick; one 2½-st. frame; one 2-st. brick; one 1-st. brick; one 3-floor dry kiln; two boilers; one engine, 48 horse power. Estab. 1866	6	6	4,000
HESS, GEO. B. CO., merchant millers. One 3-st., one 1-st. brick building; one boiler; one engine, 150 horse power. Estab. 1893	10	10	8,000	17,000
Ordered alarm bell connections provided; door					

Report of Inspection—Continued.

ESTABLISHMENTS INSPECTED.	NUMBER OF EMPLOYEES.			Cost of new building improvements.	Cost of new machinery.
	Male.	Fem.	Total		
changed to swing outward, and fly wheel and main shaft in engine room guarded.					
MUELLER BROS. & CO., mfrs. sash, doors and building material. Three buildings—one 2-st. frame; one 1-st. brick; one 1-st. frame; one boiler; one engine, 45 horse power. Estab. 1890	16	16	\$300
Ordered alarm bell connections provided.					
MURPHY LUMBER CO. Seven buildings—three 1-st. frame; one 2-st. frame; three 1-st. brick; nine boilers; four engines, 425 horse power. Estab. 1886 ..	125	125	\$2,000
Ordered gears of lath machine covered. <i>Accident.</i> —A boy had his arm broken by chain of conveyor.					
NOFFZ, JOHN, merchant miller. One 3-st.; one 1-st. brick building; one boiler; one engine, 100 horse power. Estab. 1876	6	6
Capacity 80 bbls. per day.					
RAHR'S, HENRY SONS, brewers. Five buildings—one 2½-st. malt house; one 3-floor malt kiln; three 1-st. brick; one boiler; one engine, 8 horse power. Estab. 1866	16	16	8,000
SCHWARTZ, C. & SONS, foundry and machine shop. Three 1-st. brick buildings; one boiler; one engine, 8 horse power. Estab. 1888	5	5
STATE GAZETTE, THE, Rosamond Follett, printing and publishing house. On first and second floor of 3-st. brick building; one boiler; one engine, 2½ horse power. Estab. 1866	5	3	8
STRAUBEL & EBELING, merchant millers. Three buildings—one 5-st. brick; one 3-st. frame; one 1-st. brick; two boilers; one engine, 200 horse power. Estab. 1877	19	19
Ordered a fire escape placed on 5-st. mill; alarm bell connections provided; fly wheel and crank of engine guarded; elevator belt at second floor boxed; pulleys and belt of bran duster at fourth floor boxed.					
VAN DYCKE, O. BREWING CO. Four buildings—one 3-st. brick; one 2-st. frame; two 2-st. brick; one boiler; one engine, 25 horse power. Estab. 1872	9	9
WEISE FURNITURE CO., THE, mfrs. extension and center tables. Four buildings—one 4-st. frame; one 3-st. frame; one 1-st. brick; one 1-st. frame; one boiler; one engine, 50 horse power. Estab. 1892 ..	45	45	8,000	12,000
Ordered crank of engine guarded and pulleys and belt of rib saw boxed. <i>Accident.</i> —A workman lost part of two fingers on a face planer.					
GREENWOOD—CLARK CO.					
<i>Reported by firm</i>					
HUTCHINSON COOPERAGE CO., mfrs. staves and headings. One 1-st. frame building; two boilers; one engine, 125 horse power. Estab. 1892	26	26	2,000	2,000
HANSEN—WOOD CO.					
<i>Inspected March, 1894, by Van Etten.</i>					
ROENIUS & UEHLING, mfrs. flour bbls. staves and heading. Four buildings—one 2-st. frame; three 1-st. frame; one boiler; one engine, 150 horse power. Estab. 1883	30	30

Report of Inspection—Continued.

ESTABLISHMENTS INSPECTED.	NUMBER OF EMPLOYEES.			Cost of new building im- provements.	Cost of new machinery.
	Male.	Fem.	Total		
HARSHAW—ONEIDA CO.					
<i>Inspected September, 1893, by Van Etten.</i>					
NORWAY & WILEY, mfrs. lumber and lath. One 2-st. frame building; two boilers; one engine, 125 horse power. Estab. 1891	40	40	\$5,009	\$12,000
A fire July 15, 1893, destroyed plant; loss \$25,000. Since rebuilt. Cut of mill for 1892, was 8,500,000 ft lumber, 4,000,000 shingles.					
HARTFORD—WASHINGTON CO.					
<i>Inspected March, 1894, by Zwaska.</i>					
HARTFORD PLOW WORKS, mfrs. horse powers, plows, etc. Five buildings— one 2-st. frame; three 1-st frame; one 1-st brick; one boiler; one engine, 25 horse power. Estab. 1861.	18	18
KENDALL, J. O. & CO, mfrs. flour. Two buildings— one 2-st. and basement brick; one 2-st. frame; one boiler; one engine, 80 horse power steam and 75 horse power water. Estab. 1872	5	5
Ordered upright shafting and gears guarded and alarm bell extended to upper floor.					
NEHRBASS CASKET CO., mfrs caskets. Five build- ings—two 2-st. frame; two 1-st. frame one 1-st. brick; one boiler; one engine, 75 horse power. Estab. 1879	14	14
Order issued in 1891, to guard fly wheel in engine room had not been complied with, therefore re- issued the order. <i>Accident.</i> —A workman had his foot badly cut on sticker knives.					
PORTZ J., BREWING & MALT CO. Five buildings— one 4-st. frame; one 3-st. frame; one 2-st. stone; one 1-st. stone; one 1-st. frame; one boiler; one engine, 32 horse power. Estab. 1874	12	12	7,000
UBER BROTHERS, mfrs. sheep and buckskin leather. Three buildings—one 2-st. frame; one 1-st frame; one 1-st. stone; one boiler; one engine, 16 horse power. Estab. 1882.	12	12	2,000
HATCHVILLE—DUNN CO.					
<i>Reported by firm</i>					
DAWSON, J. & S., mfrs. lumber. Saw mill and boiler shed; one boiler; one engine, 25 horse power. Estab. 1882	7	7
HAYWARD—SAWYER CO.					
<i>Inspected Aug., 1893, by Van Etten.</i>					
NORTHERN GRAIN CO. mfrs. flour and feed. Four buildings—one 3-st. frame; three 1-st. frame; one boiler; one engine, 21 horse power. Estab. 1886	5	5	172
NORTHERN WISCONSIN LUMBER CO., mfrs. lum- ber, lath and shingles. Seven buildings—one 2-st. brick; one 2-st. frame; three 1-st. frame; two 1-st. brick; five sheds; eleven boilers; three engines, 1,200 horse power steam and 1,500 horse power (water). Estab. 1881	250	250	4,600	56,000
Electric light plant and store connected. Cut of mill for 1892 was, lumber, 36,169,461 feet; lath, 6,464,000; shingles, 5,524,250					
HAZELHURST—ONEIDA CO.					
<i>Inspected Sept., 1893, by Van Etten.</i>					
YAWKEY LUMBER CO., mfrs. lumber, lath, shingles and box shooks. Eight buildings—three 2-st. frame;					

Report of Inspection—Continued.

ESTABLISHMENTS INSPECTED.	NUMBER OF EMPLOYEES.			Cost of new building improvements.	Cost of new machinery.
	Male.	Fem.	Total		
five 1-st. frame; four boilers; two engines, 190 horse power. Estab. 1888. Cut of mill for 1892, was 16,100,536 ft. lumber; 3,083,000 lath; 3,810,000 shingles. <i>Accident</i> —A workman lost a finger on a shingle saw; another lost a finger on a rip saw.	172	3	175	\$2,000	\$10,000
<i>HEWETT- WOOD CO.</i> <i>Inspected Jan., 1894, by Van Etten.</i>					
RUPLINGER BROTHERS & CO., mfrs. staves and heading. Three buildings—one 2 st. frame; one 1-st. frame; two boilers; one engine, 45 horse power. Estab. 1886 Store connected run by firm.	21	21	500	300
<i>HILLSDALE-BARRON CO.</i> <i>Inspected February, 1894, by Van Etten.</i>					
LEE & DICKINSON, mfrs. lumber. Two buildings—one 2 st. frame; one 1 st. frame; one boiler; one engine, 35 horse power. Estab. 1841 Cut of mill for 1892 was 2,200,000 ft. lumber.	18	18
<i>HORICON-DODGE CO.</i> <i>Inspected October, 1893, by Van Etten.</i>					
HORICON WINDMILL CO. Two 2-st. frame buildings; one boiler; one engine, 10 horse power. Estab. 1884	5	5
VAN BRUNT & J. WILKINS MFG. CO., THE, mfrs. agricultural implements. Twelve buildings—three 2-st. frame; one 2-st. stone; six 1-st. frame; two 1-st. stone; two boilers; two engines, 125 horse power. Estab. 1861 Ordered a railing placed around fly-wheel of engine.	174	1	175	5,000	4,300
<i>HOUGHTON-BAYFIFLD CO.</i> <i>Inspected July, 1893, by Van Etten.</i>					
PRENTICE BROWN STONE CO., THE. Quarry. Eleven buildings—one 2-st. stone and frame; two 2 st. frame; eight 1 st. frame; twenty boilers; five engines, 290 horse power. Estab. 1888. <i>Note</i> —On the 18th of November, 1892, the great World's Fair Monolith was broken from its bed. It was presented to the Wisconsin World's Fair Commissioners by the Prentice Brown Stone Co.; but on account of the great cost of transportation to Chicago, it was not accepted by them, and is still in the quarry. The dimensions are as follows: Length 115 feet, diameter at base 10 feet and at the top 4 feet, and is the longest monolith by 9 feet ever quarried. It is 46 feet longer than Cleopatra's needle, erected in Central park, New York City. A test of strength of the Prentice brown stone, made by Prof. F. R. Hutton, school of mines, Columbia college, showed that sample No. 1 had a compression strength of 7,083 lbs. per square inch, and sample of Prentice Excelsior a compression strength of 7,548 lbs. per square inch. Average weight, 150 lbs., to the cubic foot.	100	100	1,200
<i>HOULTON-ST. CROIX CO.</i> <i>Reported by firm.</i>					
EAST SIDE LUMBER CO. One 1-st. frame building; seven boilers; one engine, 600 horse power. Estab. 1888. <i>Accident</i> —One man had a finger sawed off.	45	45

Report of Inspection—Continued.

ESTABLISHMENTS INSPECTED.	NUMBER OF EMPLOYEES.			Cost of new building improvements.	Cost of new machinery.
	Male.	Fem.	Total		
HUDSON—ST CROIX CO					
Inspected June, 1893, by Van Etten.					
CHICAGO, ST. PAUL, MINNEAPOLIS & OMAHA RY. SHOPS, mfrs. freight cars and general repair work. Eight buildings—one 2-st. brick; six 1-st. brick; one 1-st. frame; four boilers; one engine, 260 horse power. Estab. 1890	364		364		\$9,550
Accidents.—A workman lost his leg in gearing to a hand drilling machine; another lost a thumb on hand planer; another lost a thumb and finger in a rip saw; the foreman of blacksmith shop lost a finger in gearing of a portable forge; another workman fell from a car and broke his shoulder.					
HUDSON FURNITURE CO. Five buildings—one 4-st. frame; one 3-st. frame; two 1-st. frame; one 1-st. brick; two boiler; one engine, 75 horse power. Estab. 1890	100		100		
Note.—Firm has since reported as "gone out of business."					
HUDSON SAW MILL CO. Eight buildings—one 2-st. frame; seven 1-st. frame; six boilers; two engines, 290 horse power. Estab. 1893	95		95	\$5,000	5,000
Ordered a railing placed around crank to engine and cover placed over pulley of saw dust conveyor in basement of mill. Accident.—A workman injured his right hand in a saw dust conveyor necessitating amputation; another lost three fingers in hollow roller on edger. Cut of mill for 1892 was 11,000,000 feet lumber; 1,600,000 lath; 4,500,000 shingles.					
HUDSON STAR & TIMES, B. J. Price, printing and publishing. On first floor of 2-st. brick building. Estab. 1854	5		5		
WILLOW RIVER MILLING CO., mfrs. flour. Eight buildings—two 3-st. frame; six 1-st. frame; 600 horse power (water). Estab. 1863	7		7		
HUMBIRD—CLARK CO					
Inspected May, 1893, by Van Etten.					
WATERS, JAMES, mfr. lumber. Two 1-st. frame buildings; one boiler; one engine, 55 horse power. Estab. 1890	18		18	200	1,800
Ordered a railing placed at side of main belt and projecting key on pulley of rotary saw covered.					
HUNTING—SHAWANO CO.					
Reported by firm.					
TURNER, WILLIAM, mfr. lumber. One 2-st.; one 1-st. frame building; one boiler; one engine, 50 horse power. Estab. 1887	20		20	400	200
Boarding house connected.					
INGRAM—CHIPPEWA CO.					
Reported by firm.					
FRENCH LUMBERING CO. One 2-st. frame saw mill and one 1-st. frame planing mill; one boiler; one engine, 65 horse power. Estab., 1888	35		35		
IRON RIVER—BAYFIELD CO.					
Inspected July, 1893, by Van Etten.					
IRON RIVER LUMBER CO. Five buildings—two 2-st. frame; three 1-st. frame; four boilers; one engine 400 horse power. Estab. 1892	60		60	8,000	25,000
Accident.—A workman was wound around a shaft					

Report of Inspection—Continued.

ESTABLISHMENTS INSPECTED.	NUMBER OF EMPLOYEES.			Cost of new building improvements.	Cost of new machinery.
	Male.	Fem.	Total		
while adjusting a hopper; he died shortly after; another had his leg broken by a board flying back from edger.					
LEA-INGRAM LUMBER CO. Six buildings—two 2-st frame; three 1-st. frame; one 1-st brick; three boilers; one engine, 100 horse power. Estab. 1892. Ordered set of large gearing in basement of mill guarded; the fly wheel enclosed and finger guards placed on edger saw. <i>Accidents</i> .—A workman's arm was quite severely injured by a saw.	100	...	100	\$10,000	\$30,000
STAPLES S. F. LUMBER Co. Two 1-st frame buildings; two boilers; two engines, 70 horse power. Estab. 1892. Ordered a railing placed around fly wheel and at side of main belt.	80	1	81	1,000	2,000
JANESVILLE—ROCK CO.					
<i>Inspected November, 1893, by Van Etten.</i>					
BAILEY CHESTER, mfr. cotton twine, warps, batts and bags. Six buildings—one 2-st. frame; four 1-st. frame; one 1-st. brick; two boilers; two engines, 30 horse power (steam) 23 horse power (water.) Estab. 1877.	7	18	25	700	1,400
BLANCHARD C. A., mfr. cigars. Basement and first floor of 2-st. brick; hand power. Estab. 1892.	14	6	20
BUCHHOLZ H. & CO., mfrs. carriages, waggonets and busses. Three buildings—one 3-st. brick; two 2-st. brick; electric motor, 15 horse power. Estab. 1856.	35	...	35	...	480
BUOB BROTHERS, brewers. Five buildings—one 2-st. frame; one 2-st. brick and frame; one 1-st. frame; one brick ice house; one frame ice house; two boilers; one engine, 20 horse power. Estab. 1857.	7	...	7	4,390	170
BURNS GEAR & CARRIAGE CO. One 2-st. brick building; one boiler; one engine, 10 horse power. Estab. 1891.	7	...	7
CHAMPION SHELF CO., mfrs. washing machines, clothes wringers, etc. Two buildings—one 3-st. frame; one 1-st. frame; one boiler; one engine, 24 horse power. Estab. 1892. Ordered one boy under 14 years discharged. <i>Accident</i> .—A workman was quite seriously injured by a piece of wood flying back from a 10 saw striking him in the face. <i>Note</i> .—Since inspection company made assignment.	12	...	12
CHICAGO & NORTHWESTERN RY., repair shops. Four buildings—one 1-st. brick; two 1-st. frame; one 1-st brick, round house; one boiler; one engine, 60 horse power, Estab. 1861.	35	...	35	...	750
CITY ROLLER MILLS, B. F. Crosset, agent. One 2-st. brick building; 80 horse power (water). Estab. 1879. Output for 1892 was 20,000 bb's.	5	...	5
COLLING, WRAY & BLAIR, mfrs. sash, doors and blinds. Three buildings—one 2-st. frame; two 1-st. frame; 40 horse power (water). Estab. 1857. <i>Accident</i> .—One of the proprietors lost a finger on a jointer. A workman had an arm broken by a file that had been dropped on a moving belt.	23	...	23	...	150

Report of Inspection—Continued.

ESTABLISHMENTS INSPECTED.	NUMBER OF EMPLOYEES.			Cost of new building improvements.	Cost of new machinery.
	Male.	Fem.	Total		
EAGLE CIGAR BOX & LABEL CO. One 2-st. and basement brick building; 5 horse power (water). Estab. 1881	6	12	18
EMPIRE CROSS SPRING CO, mfrs. cross spring buggies, carriages, etc. One 1 st. frame building; electric motor, 15 horse power Estab. 1832	20	20	\$700
FORD & CO., mfrs. rye flour. Two buildings—one 3-st. frame; one 1-st. frame; 80 horse power (water). Estab. 1867	7	7	300
GAZETTE BINDERY & BOX FACTORY, THE, mfrs. paper boxes and bindery. One 3-st. and attic frame building; electric motor, 2 horse power. Estab. 1887 and 1890	9	6	15	1,200
GAZETTE PRINTING CO, THE, printing and publishing. On first and second floor of 3-st. brick building; one boiler; one gas engine, 7 horse power. Estab. 1845	11	4	15	800
GLOBE WORKS CO., mfrs. "Globe Wind Mills," grain drills and "Doty Washer." One 2 st. frame building; hand power. Estab. 1890	9	9
GREEN & INMAN, mfrs. all kinds wood work, mouldings, brackets, etc. One 2 st. iron veneered frame building; one boiler; one engine, 27 horse power (water), 35 horse power (steam). Estab. 1877	17	1	18	1,600
HALL FURNITURE CO., THE. Three buildings—one 2 st. brick; one 1 st. brick; one 1-st. frame; two boilers; one engine, 100 horse power. Estab. 1891.... Ordered a railing placed around opening on second floor and a guard on one rip saw. <i>Accident.</i> —A work man lost a thumb on a machine saw.	60	60	\$12,000	12,575
HANSON FURNITURE CO. Five buildings—one 4-st. brick; one 1-st. brick; three 1 st. frame; one boiler; two engines, 100 horse power. Estab. 1862	50	50	\$00	875
HODSON, C. W., mfr. flour and feed. Two building—one 3-st. frame; one 2-st. frame; 100 horse power Estab. 1837	10	10	850
JANESVILLE BARB WIRE CO, mfrs. barb wire fence staples and wire nails. Two 1-st. frame buildings, 10 horse power Estab. 1882	12	12	1,800	6,500
Power furnished by Janesville Machine Co.					
JANESVILLE CHAIR MANUFACTORY, mfrs. oak dining chairs and rockers. Four buildings—one 3-st. frame; one 2-st. frame; one 1-st. brick; one 1-st. frame; one boiler, one engine, 35 horse power. Estab. 1892	30	13	43	8,000	3,500
Ordered a guard placed on one rip saw. <i>Accident</i> —A workman lost a finger on a rip saw. <i>Note</i> —This plant was formerly owned by the Victor Manufacturing Co., but went into hands of receiver and was sold to above company.					
JANESVILLE COTTON MILLS, mfrs. sheeting. Five buildings—one 3 st brick; two 2 st. brick; one 2-st.					

Report of Inspection—Continued.

ESTABLISHMENTS INSPECTED.	NUMBER OF EMPLOYEES.			Cost of new building improvements.	Cost of new machinery.
	Male.	Fem.	Total		
frame; one 1-st. frame, four boilers, one engine, 1.5 horse power (steam), and 475 horse power (water). Estab. 1874. Ordered three boys under 14 years discharged; also fast-lings removed from windows leading to fire escapes. Out put of mill for 1892 was 6,01,559 yards.	75	225	300	1,500
JANESVILLE HAY TOOL CO., mfrs. haying machinery. Ore 2-st. and basement frame building, hand power. Estab. 1893	6	6
JANESVILLE JOURNAL, German weekly. Printing and publishing. On first floor of 3-st. brick building, electric motor, 2 horse power. Estab. 1889.	5	5
JANESVILLE MACHINE CO., mfrs. agricultural implements. Ten buildings—two 3-st. brick, three 2-st. brick; one 2-st. frame; two 1-st. brick; two 1-st. frame; four boilers, one engine, 100 horse power. Estab. 1855	198	2	200	17,000	8,000
JANESVILLE OVERALL CO., mfrs. gents clothing. On second floor of 2-st. brick building; 3 horse power, power furnished by H. S. Woodruff. Estab. 1883....	7	20	27
JANESVILLE STEAM LAUNDRY. On first floor of 4-st. brick building, one boiler, one engine, 12 horse power. Estab. 1887	4	8	12	215
JANESVILLE STREET RAILWAY CO. Two 1-st. frame buildings; one boiler, one engine, 110 horse power. Estab. 1886. Ordered railings placed around fly wheels and at side of main belt. Cost of plant, \$25,000.	18	1	19
KENT, A. C., mfr. corn planters, corn knives and hooks, and cigar box lumber. Two buildings—one 2-st. frame; one 1-st. brick, and several sheds; one boiler, one engine 40 horse power.....	25	25	5,000	2,000
KNIPP, LOUIS F., BREWING CO. Four buildings—one 3-st. brick; one 3-st. frame; one 1-st. brick; one 1-st. frame; two boilers; two engines, 110 horse power. Estab 1856. Manufactured 5,000 barrels in 1892.	6	6	4,000	9,000
LEWIS KNITTING CO., mfrs. fine underwear. Three buildings—two 2-st. brick; one 1-st. frame; one boiler; one engine, 20 horse power. Estab. 1871	6	104	110	7,000
From forty to sixty females work at home.					
MARZLUFF, F. M. & CO., mfrs. ladies' fine shoes. One 5-st. brick building; one boiler; one engine, 12 horse power (water) and 15 horse power steam. Estab 1888 Accident.—A boy lost one finger on press rollers.	65	45	110
NEW DOTY MANUFACTURING CO., mfrs. punching and shearing machinery. Three buildings—two 2-st. brick; one 1-st. brick; 75 horse power (water)	20	20
NEW GAS LIGHT CO. Two 2-st. brick buildings; two iron tanks; two boilers; two engines; 3 horse power Estab. 1886.....	8	8
NORCROSS & DOTY, Blue Grass Mill, mfrs. flour. Two buildings—one 3-st. frame; one 1-st. frame; 40 horse power (water). Estab. 1841.....	5	5	400

Report of Inspection—Continued.

ESTABLISHMENTS INSPECTED.	NUMBER OF EMPLOYEES.			Cost of new building improvements.	Cost of new machinery.
	Male.	Fem.	Total		
RECORDER PRINTING CO. On first floor of 3-st. brick building; 4 horse power (water). Estab. 1869..	26	26	\$550
RED CROSS MILLS, mfrs flour. (Located at Indian Ford, Janesville P. O.) One 2½-st frame building; 50 horse power (water). Estab. 1875.....	5	5	1,500
RICHARDSON, NORCROSS CO., mfrs. ladies fine shoes. On second and third floor of 3-st. brick building; 8 horse power (water). Estab. 1885.....	41	28	69
RIVERSIDE STEAM LAUNDRY. In basement of 3-st. brick building; one boiler; one engine, 4 horse power. Estab. 1889.....	3	7	10	520
ROCK RIVER WOLLEN MILLS, Johnathan Ellis Prop. mfrs. all wool meltons. Three buildings, two 2-st. brick; one 1-st. brick; one boiler, 150 horse power (water). Estab. 1881.....	45	30	75	\$500	20,000
SANSPAREIL MACHINERY CO, THE, mfrs. wind mills, feed grinders, feed cutters, etc. One 1-st. frame building; one electric motor, 12 horse power. Estab. 1892 Ordered a guard placed on one rip saw.	12	12	6,000
SOULMAN, JOHN, mfr. cigars. One 2-st. brick building, hand power. Estab. 1892 In 1892 manufactured 225,000 cigars.	5	5
TAYLOR M. D. & MORRIS, foundry and machine shop. Three buildings—one 2-st. and basement brick; one 1-st. frame; one 1-st. brick; one boiler; one engine, 5 horse power (water), 5 horse power (steam). Estab. 1890.....	8	8	5,000
THROUGHGOOD & CO., mfrs. cigar boxes and cigar box lumber. Three buildings—one 3-st. and basement brick; one 1-st brick; one 1-st frame; one boiler; one engine, 5 horse power. Estab. 1874.....	25	20	45	700
WHITTAKER, JAMES, mfr. cigars. On first floor of 3-st. brick building, hand power. Estab. 1883..... Manufactured 376, 150 cigars in 1892.	7	7
WISCONSIN CARRIAGE TOP CO. One 3-st. frame building; one boiler; one engine, 12 horse power. Estab. 1885.....	14	4	18
WOODRUFF, H. S. & CO., mfrs. "Woodruff Buckle." In basement and on first floor of 2-st brick building; two boilers; two engines, 31 horse power. Estab. 1873. Ordered a guard placed around elevator opening on second floor.	7	1	8
JEFFERSON—JEFFERSON CO.					
<i>Inspected December, 1893, by Van Etten.</i>					
AMBROSE, F. O., mfr. boilers, engines, iron tanks, etc. One 1-st. brick building; one boiler; one engine, 8 horse power. Estab. 1890.....	8	8	300
CITY BREWERY, R. Heger, Prop. Five buildings—one 4-st. brick; two 3-st. brick; one 2-st. brick; one frame elevator; one boiler; one engine; 10 horse power. Estab 1873.....	16	16	40,000	800

Report of Inspection—Continued.

ESTABLISHMENTS INSPECTED.	NUMBER OF EMPLOYEES.			Cost of new building improvements.	Cost of new machinery.
	Male.	Fem.	Total		
COPELAND & RYDER CO., THE, mfrs. boots and shoes. Five buildings—one 2-st. frame; two 1-st brick; two 1-st frame; one boiler; one engine, 40 horse power. Estab. 1853. Automatic sprinklers on every floor.	68	22	90	\$1,250	\$2,300
JEFFERSON BANNER, O. F. Roessler, printing and publishing. On first floor of 2-st. brick building; one boiler; one engine, 2 horse power. Estab. 1860	6	6	150
JEFFERSON BRICK & TILE MFG CO. Two buildings—one 2-st. frame; one 1-st. brick; one boiler; one engine, 40 horse power. Estab. 1886. Output for 1892 was 3,500,000 brick and 1,000,000 feet tile.	60	60
JEFFERSON WOOLEN MILLS, mfrs. woolen cloth. Three buildings—one 2-st. frame; one 2-st. brick; one 1-st. frame; one boiler; 75 horse power (water). Estab. 1870	10	10	20
Firm since reported as having gone out of business					
HAUMSCHILD, J., & CO., m'r's. sash, doors, blinds, moulding, etc. One 1½-st. and basement frame building; one boiler; one engine, 12 horse power. Estab. 1893. Ordered a railing place around fly wheel.	8	8	650	1,200
HEIMERL, JOHN G., mfr. leather. Three buildings—two 2-st. brick; one 1-st. brick; one boiler; one engine, 20 horse power. Estab. 1865	5	5	3,000
LEUTZ, CHAS., mfr. cigars. On first floor of 2-st. brick building, hand power. Estab. 1882	9	9
STOPPENBACH'S, C., SONS. Packers and dealers in provisions. Four buildings—one 3-st. brick; one 2-st. brick; one 2-st. frame; one 1-st. frame; one boiler; one engine, 20 horse power. Estab. 1832	15	15
TROEGER, G., & CO., farmers and mfrs. horse collars and fly-nets. One 2-st. frame building; one boiler; one engine, 40 horse power. Estab. 1874.	8	8	400
VAUGHN, O. C., MFG. CO, mfrs. agricultural implements. Six buildings—one 2-st. frame; five 1-st frame; one boiler; one engine, 20 horse power. Estab. 1877	9	9
WINTERLING & GANNON, mfrs. flour and feed. Two buildings one 3-st. brick and stone; one 2-st. frame; 115 horse power (water). Estab. 1850.	5	5
WISCONSIN MANUFACTURING CO., mfrs. chairs, bedsteads, lounges, tables, etc. Four buildings—two 2-st. and basement frame; one 2-st. frame; one 1-st. frame; one boiler; one engine, 50 horse power. Estab. 1856	30	30	750	1,040
<i>JEFFERSON JUNCTION—JEFFERSON CO.</i>					
<i>Inspected July, 1893, by Blumenfeld.</i>					
LYTLE STOPPENBACH CO., THE. Grain elevator and mfrs. malt. One large brick malt house and one large frame elevator; three boilers; two engines; eight malting drums, 50 horse power. Estab. 1891.	10	10
<i>JOHNSON'S CREEK—JEFFERSON CO.</i>					
<i>Reported by firm.</i>					
MANSFIELD, G. C. CO., THE, creamery. One 2-st. and 3-st. frame building; two boilers; one engine, 10 horse power. Estab. 1888.	5	5

Report of Inspection—Continued.

ESTABLISHMENTS INSPECTED.	NUMBER OF EMPLOYEES.			Cost of new building improvements.	Cost of new machinery.
	Male.	Fem.	Total		
JUNEAU--DODGE CO.					
Inspected October, 1893, by Van Etten.					
BRIEMAN, C. G. mfr. boilers and feed cutters. Two buildings—one 1-st. brick; one 1-st. frame; one boiler; one engine, 6 horse power. Estab. 1890.....	5	5
KAUKAUNA--OUTAGAMIE CO.					
Inspected December, 1893, by Zwoska.					
BADGER PAPER CO., mfrs. paper, ground wood and sulphite pulp. Five buildings—one 1-st. frame; one 3-st. stone and frame; one 2-st. stone; one 2-st. frame; one 1-st. stone; 1,000 horse power (water). Estab. 1834.....	100	8	108
Ordered four large belts running beater machine boxed; gearing of three paper machines guarded; bevel gearing running dryers and three pairs of cogwheel running paper reels guarded. Suggested to extend rod or handle by which to operate valve on digester. <i>Accident.</i> —A yard hand had his ankle bruised by log rolling on him; another workman employed in sulphite mill was fatally scalded by the steam and acid from a digester. He was married and left a wife and four children. Output for 1892 was 30,000 tons paper; 6,000 ton ground wood pulp, and 1,800 tons sulphite wood pulp.					
BADGER WALL PAPER CO., mfrs. wall paper. On third floor 3-st. stone and frame building. (Badger Paper Co.'s building.) Power furnished by same Co., 50 horse power. Estab. 1891.....	36	14	50	\$15,000
<i>Note</i> —Branch of National Wall Paper Co. Output in 1892 was 3,000,000 rolls of wall paper.					
BROKOW PULP CO., mfrs. ground wood pulp. One 2-st. stone building, 400 horse power. Estab. 1885.....	14	14
<i>Note</i> —This mill is a branch of the Badger Paper Co. Output in 1892 was 1,800 tons of wood pulp.					
CHICAGO & NORTHWESTERN RY. REPAIR SHOPS. Twenty-two buildings—two 2-st. stone; two 2-st. brick; one 1½-st. frame; four 1-st. stone; two 1-st. brick; eleven 1-st. frame; four boilers; 100 horse power (water). Estab. 1883.....	250	250
<i>Accidents.</i> —A workman was killed by falling from scaffolding while working on a parlor car; a car cleaner was run over and lost his leg above the knee.					
DUSTLESS FANNING MILL MFG. CO., THE. One 3-st. frame; 50 horse power, furnished by Electric Light Co. Estab. 1892.....	10	10	2,000	2,500
FOX RIVER PULP CO., mfrs. wood pulp. One 1-st. frame; one boiler, 550 horse power water Estab. 18-2.	22	22
This plant is leased by the Thilmauy Pulp and Paper Co., output given in their report.					
HOBERG JOHN CO, THE, mfrs. tissue paper. Two buildings—one 2-st. one 1-st frame; 125 horse power (water). Estab. 1891.....
Ordered set screws and coupling of main shaft near gears of upright water wheel shaft guarded; main upright water wheel shaft boxed and gears above guarded, shaft and pulleys running suction pump and shaft running whipper guarded.					

Report of Inspection—Continued.

ESTABLISHMENTS INSPECTED.	NUMBER OF EMPLOYEES.			Cost of new building improvements.	Cost of new machinery.
	Male.	Fem.	Total		
HOENE & LONGWORTH, machine and repair shop One 2-st. and basement frame and stone building; one boiler; one engine, 6 horse power. Estab. 1892..	6	6	\$1,800	\$200
KAUKAUNA ELECTRIC LIGHT CO. One 1-st. brick building; one boiler; one engine; four dynamos, 110 horse power water, 180 horse power steam. Estab. 1892 <i>Accident.</i> —A mechanic from Antigo was setting up steam heater, he fell in fly wheel of engine and was instantly killed. Fly wheel has since been guarded.	5	5	5,000	30,000
KAUKAUNA FIBRE CO., mfrs. sulphite pulp. Five buildings—one 3 st. frame; one 1-st. stone; one 1-st. brick; two 1-st. frame; two boilers, 100 horse power. Estab. 1889	35	35
<i>Note.</i> —This mill burned in June, 1892; loss \$32,000. Has since been rebuilt. Capacity 2,400 tons of pulp annually.					
KAUKAUNA LUMBER & MFG. CO. Planing mill and lumber yard. Three buildings—two 2-st. frame; one 1-st. frame; 50 horse power (water). Estab. 1881.	8	8
KAUKAUNA MACHINE CO., mfrs. paper mill mach- inery. Three 1-st. frame buildings; 50 horse power.	14	14	750
KAUKAUNA PAPER CO., mfrs. paper and wood pulp. Six buildings—four 1 st. and basement stone; one 1 st. stone; one 1 st. frame; two boilers; 800 horse power (water). Estab. 1883	50	11	61
Ordered six large belts running beater machines boxed. <i>Accident.</i> —A workman lost his finger in gearing. Firm paid doctor's bills and time. Output in 1892 was 3,600 tons paper and 1,800 tons wood pulp.					
OUTAGAMIE PAPER CO., mfrs. paper and wood pulp. Five buildings—one 3 st. stone; one 2-st. stone; two 1-st. stone; one 1-st. frame; two boilers; 1,500 horse power (water)	78	42	120
Ordered bevel gears and shafting running dryers at second floor guarded. <i>Accident.</i> —A workman injured his heel in dryer gearing, from the ef- fects of which he was laid up for five months. Out- put for 1892 was 3,000 tons of paper and 3,000 tons wood pulp.					
THILMANY PULP & PAPER MILLS mfrs. wood pulp and paper. Five buildings—two 2-st. stone; two 2-st. frame; one 1-st. brick; one 1-st. frame; two boilers; 275 horse power (water). Estab. 1889	65	13	78	2,000	10,000
Output in 1892 was 4,500 tons paper and 1,200 tons wood pulp.					
REESE PULP CO., mfrs. wood pulp. Two buildings— one 1½ st. and one 1-st. frame; one boiler; 300 horse power (water). Estab. 1888	9	9
Output for 1892 was 300 tons wood pulp.					
VICTORIA MILLS, RUSSELL BROTHERS, mer- chant millers. One 2-st. and basement frame build- ing; 80 horse power (water). Estab. 1880.	5	5
KENDALLS—MONROE CO.					
<i>Inspected April, 1893, by Van Etten.</i>					
DUNLAP, R. B., mfr. lumber and feed. Two build- ings—one 2-st. frame; one 1-st. frame; one boiler; one engine, 16 horse power. Estab. 1887 and 1892. ..	8	8	800	1,200

Report of Inspection—Continued.

ESTABLISHMENTS INSPECTED.	NUMBER OF EMPLOYEES.			Cost of new building improvements.	Cost of new machinery.
	Male.	Fem.	Total		
KENOSHA--KENOSHA CO.					
Inspected Feb., 1893, by Zwaska.					
ALLEN'S N. R. SONS, mfrs. leather. Seven build- ings--one 3 st. and basement brick; one 3st. frame; one 2-st. and basement frame; one 2-st. frame; one 1st. brick; three 1-st. frame; five boilers; five en- gines, 250 horse power. Estab. 1856	352	352	40,000	20,000
Ordered to provide all tanks (thirty-one in num- ber) containing hot liquid, with safe guards; to provide stairway on east end of building B with hand rails; also hand rails placed on stairway on first floor of building D; case up elevator shaft in building B four feet high and provide guards at front of elevator openings on each floor; box rear gears of barkmills; put a partition or fence between wall and engine near main drive belt casing or railings around main drive belt of engine in scouring room; same in building B; further provide alarm bell com- munication between engine room, bark mill and beam house. <i>Accident.</i> --In December, 1893, a workman fell into a tank containing hot liquid and was literally boiled. <i>Note.</i> --Plant was partly destroyed by fire February, 1892. Loss on stock and buildings, \$25,000. Since rebuilt.					
BAIN WAGON CO. (Limited), mfrs. wagons. Eighteen buildings--two 3 st. frame; two 3 st. brick; three 2-st. frame; two 1-st. brick; six 1-st. frame; three sheds; three boilers; one engine, 125 horse power. Estab. 1852	375	375
Ordered a boy under fourteen years discharged; fly wheel in engine room cased in; black-smith shop ventilated; and alarm-bell communication provided between wood work machine shop and engine room. <i>Accident.</i> --A man lost part of two fingers on shaper.					
CHICAGO BRASS CO., mfrs. rolled brass, spinning metal, gold bronze, etc. Eight buildings--six 1-st. brick; two 1-st. frame; three boilers; four engines, 330 horse power. Estab. 1886	192	8	200	20,000
<i>Accident.</i> --A workman lost two fingers in stamp- ing press. Shops are heated by hot air, and the system of ventilation by means of exhaust pipes is very good.					
CHICAGO-ROCKFORD HOSIERY CO., mfrs. seamless hosiery. Two 2-st. brick buildings; three boilers; three engines, 110 horse power. Estab. 1892	50	120	170	20,000	5,000
<i>Note.</i> --Plant was formerly known as Kenosha Watch Case Co.					
KENOSHA CRIB CO., THE, mfrs. of cribs, cradles and children's bed. Two buildings--one 2-st. brick; one 1-st. addition; one boiler; one engine, 125 horse power. Estab. 1835	42	42	15,000	9,800
Ordered fly wheel of engine guarded; also eleva- tor shaft guarded; and drive belt near cut off saw on first floor boxed. Ordered a boy under 13 years to obtain permit.					
GRANT, MRS. C., mfr. sash, doors and blinds. Three buildings--two 2-st. frame; one 1-st. brick; one boiler; one engine, 35 horse power. Estab. 1878	13	13
GRIESBACH, E. BREWING CO. Four buildings--one 3-st. frame; two 2-st. frame; one 1-st. frame; one boiler; one engine, 20 horse power. Estab. 1846	7	7	50
LANE MANUFACTURING CO., mfrs. lamps and brass					

Report of Inspection—Continued.

ESTABLISHMENTS INSPECTED.	NUMBER OF EMPLOYEES.			Cost of new building improvements.	Cost of new machinery.
	Male.	Fem.	Total		
goods. Three buildings—two 2-st. brick; one 1-st. frame; four boilers; one double engine, 150 horse power. Estab. 1869	121	31	152
<i>Note.</i> —Firm has since reported as having gone out of business.					
NORTHWESTERN WIRE MATTRESS CO., mfrs. wire mattresses for cribs and beds. Two buildings—one 3-st. brick; one 1-st. brick; four boilers; two engines, 334 horse power. Estab. 1870.	146	22	168	\$15,000	\$50,000
Ordered two boys under 14 years discharged. Also provide automatic or self-closing gates at elevators on each floor; elevator shaft on third floor cased up four feet high and alarm or signal bells attached; all stairways cased in and provided with hand rails; main drive belt on third floor boxed four feet high; same on drive belt on first floor near railing on machine; provide guard around drive belt on matcher on first floor; provide alarm-bell communication between engine room and first, second and third floor where machinery is used. <i>Fire.</i> —April 19th, 1892 this plant was destroyed by fire, estimated loss \$250,000. <i>Accident.</i> —One man lost index finger on rip saw; another man had two fingers crushed in railing on machine.					
PETTIT, M. H., MALTING CO. Five buildings—one 5-st. brick; one 3 st. and basement brick; grain elevator 78 ft high frame, iron veneer; two 1-st. sheds; two boilers; two engines; 175 horse power. Estab. 1857.	25	25
<i>Note.</i> —Plant formerly known as Kenosha Milling Co., was bought by this Co., and is used as store house.					
PIRSCH, NICHOLAS, mfr. wagons and carriages. Two buildings—One 2-st. brick; one 2 st. frame; one boiler; one engine, 14 horse power. Estab. 1861.	11	11
WHITAKER ENGINE & SKEIN CO., THE, mfrs. engines and machines. Five buildings—one 2-st. brick; two 1-st. brick; two 1-st. frame; one boiler, one engine, 40 horse power. Estab. 1864	32	32
KEWAUNEE—KEWAUNEE CO. <i>Inspected Oct. 1893, by Van Etten.</i>					
BORGMANN, JOHN M., mfr. sash, doors, mouldings, etc. Five buildings—one 2-st. frame; four 1-st. frame; one boiler, one engine, 20 horse power. Estab. 1882	5	5
Ordered guard placed on rip saw.					
HAMACHEK, FRANK, mfr. agricultural implements, mill machinery, etc. Three buildings—one 2st. frame; two 1-st. frame; one boiler, one engine, 15 horse power. Estab 1875.	40	40
KEWAUNEE ENTERPRISE, printing and publishing. One 1-st frame building; one boiler; one engine, 3 horse power. Estab. 1859	3	2	5
KEWAUNEE FURNITURE CO. Four buildings—one 3 st. frame; one 1-st. brick; one 2-st. frame; one 1-st. frame; one boiler; one engine, 93 horse power. Estab. 1893	5,000	7,000
Ordered one fire escape erected; alarm bell connections provided and fly wheel guarded. <i>Note.</i> —When completed will employ about 50 persons.					
KEWAUNEE MILLING CO. Three buildings—one 3-st. and basement brick; one 1-st. brick; one 1-st.					

Report of Inspection—Continued.

ESTABLISHMENTS INSPECTED.	NUMBER OF EMPLOYEES.			Cost of new building improvements.	Cost of new machinery.
	Male.	Fem.	Total		
frame; one boiler, one engine, 250 horse power. Estab. 1870.	6	6
Ordered pulley at end of main shaft guarded.					
KEWAUNEE PRINTING CO. Printers and publishers of "The New Era" and "Kewaunee County Banner." One 2-st. frame building, hand power. Estab. 1885 and 1891.	5	5
<i>KIMBERLY—OUTAGAMIE CO.</i>					
<i>Inspected December, 1893, by Zwaska.</i>					
KIMBERLY & CLARK CO., mfrs. paper, ground and sulphite wood pulp. Nine buildings: one 5-st. brick tower; one 3-st. brick; three 2-st. brick; four 1-st. brick; seven boilers; thirty-two water wheels, 3,000 horse power. Estab. 1889.	190	18	208	\$175,000	\$75,000
Ordered four belts running beater machine boxed					
Accident—A carpenter working in top of acid tower fell from scaffolding five stories to cement floor and was instantly killed; one man lost part of index finger in an engine roll. Output in 1892 was 9,600 tons of paper; 3,600 tons of ground wood pulp and 3,600 tons of sulphite wood pulp.					
<i>KNOWLTON MARATHON CO.</i>					
<i>Reported by firm.</i>					
BREITENSTEIN L., planing mill. Two 1-st. frame buildings; one boiler; one engine, 45 horse power. Estab. 1881.	6	6	100
<i>LA CROSSE—LA CROSSE CO.</i>					
<i>Inspected in March, April, May, July and October, 1893, and January, 1894, by Van Etten.</i>					
ANDERSON MONS CO., THE, mfrs. overalls, shirts and pants. One 4-st. and two 3-st. brick buildings; one boiler; one engine, 15 horse power. Estab. 1879.	160	35	195
<i>Note.—Firm has lately furnished a hall 35x65 for the use of female employees, and contemplate establishing a dormitory.</i>					
BOYCOTT, W. J., book and job printing. On first floor of 3-st. brick building; one boiler; one engine, 12 horse power. Estab. 1851.	26	3	29	8,000
Ordered railing placed around fly wheel of engine					
CARGILL, W. W. CO. (Elevator B). Two buildings—one 3-st. frame; one 1-st. brick; one boiler; two engines, 85 horse power. Estab. 1880.	12	12	85	3,000
CHICAGO, BURLINGTON & NORTHERN RY GENERAL CAR REPAIR WORKS. Six buildings—two 2-st. frame; one 2-st. brick; two 1-st. brick; one 1-st. frame; five boilers; two engines, 45 horse power. Estab. 1886.	156	156	75	11,715
Ordered a guard placed around fly wheel.					
CHICAGO, MILWAUKEE & ST. PAUL RY. CAR REPAIR SHOPS. Six buildings—five 1-st. brick; one 1-st. frame; one boiler; one engine, 50 horse power. Estab. 1858.	30	30
COLMAN, C. L., mfr. lumber, lath and shingles. Ten buildings—two 2-st. frame; seven 1-st. frame; one 1-st. brick; seven boilers; three engines, 550 horse power. Estab. 1854.	322	17	339	1,500	8,000
Firm has its own electric light plant and auto-					

Report of Inspection—Continued.

ESTABLISHMENTS INSPECTED.	NUMBER OF EMPLOYEES.			Cost of new building improvements.	Cost of new machinery.
	Male.	Fem.	Total		
matic sprinklers well distributed. Cut of mill for 1892 was 36,560,000 feet of lumber; 18,500,000 shingles, and 4,360,000 lath.					
CROSBY HARDWOOD CO., mfrs. hardwood lumber and agricultural implements. Three 1-st. frame buildings; three boilers; three engines, 105 horse power. Estab. 1892 <i>Accident.</i> —A workman lost his hand on a slab saw. Firm has since gone out of business.	50	50	\$3,000	\$5,500
DAVIDSON LUMBER CO. Seven buildings—two 2-st. frame; four 1-st. frame; one 1-st. brick; 12 boilers; two engines, 385 horse power. Estab. 1870 Ordered a cover over gearing to live rollers. <i>Accident.</i> A workman had his leg caught in the belt to planer, necessitating amputation. Cut of mill for 1892 was 22,000,000 feet lumber; 5,000,000 shingles, and 3,000,000 lath. <i>Note.</i> —A fire May 17, 1891, destroyed the mill, causing a loss of \$100,000.	142	8	150	20,000	80,000
DAVIS, MEDARY & PLATZ CO., mfrs. harness leather. Six buildings—one 3-st and attic frame; one 2-st. frame; one 1-st. brick and stone; three 1-st. frame; five boilers; one engine, 40 horse power. Estab. 1877 Ordered a railing placed around fly wheel on engine; also a guard placed around arm to sewing machine. Advised the superintendent to keep the elevator doors closed. <i>Accident.</i> —A workman fractured several ribs by falling in an empty vat.	78	78	2,500
DAVIS, SORENSON & CO., mfg. contractors and builders. One 1½ st. frame building iron veneer; one boiler; one engine, 25 horse power. Estab. 1887 Ordered a railing placed around drive wheel. <i>Accident.</i> —A workman lost a finger on jointer.	22	...	22	1,800	500
DENGLER, JOHN, mfr. cigars. One 2-st. brick building; hand power. Estab. 1884 None but union men employed.	51	51
DOUD, SONS & CO., mfrs. cooperage. Six buildings—three 2-st. frame; two 1-st. frame; one 1-st. brick; one boiler; one engine, 8 horse power. Estab. 1876..	25	25
DRAKE BROTHERS & DRAKE, mfrs. contractors' supplies. Four buildings—two 2-st. frame; one 1-st. brick; one 1-st. frame; one boiler; one engine, 25 horse power Ordered the pulleys of band saw on first floor and pulleys of shaper and cut-off saw on second floor boxed; a guard placed on one rip saw and a railing placed around the fly wheel. <i>Fire.</i> —A fire April 1st, 1893, destroyed plant, loss \$500. Firm has since purchased building formerly in use by the Doty Washing Machine Co.	12	12	2,400	2,950
EAGLE BREWERY (Franz Bartl). Seven buildings—one 3-st. stone; three 2-st. frame and 1-st. stone; one frame and two stone ice houses; one boiler; one engine, 7 horse power. Estab. 1863	6	6	3,000	500
FRANKLIN IRON WORKS (S. B. Pierce), machine shop and foundry. Two buildings—one 1-st. stone; one 1-st. frame; one boiler; one engine, 7 horse power. Estab. 1875	10	10	500
FUNKE, JOS. B. CO., mfrs. confectionery. One 3-st.					

Report of Inspection—Continued.

ESTABLISHMENTS INSPECTED.	NUMBER OF EMPLOYEES.			Cost of new building improvements.	Cost of new machinery.
	Male.	Fem.	Total		
brick and third floor of another 3-st. brick building; hand power. Estab. 1880	12	28	40
Ordered two fire escapes erected on west side of building.					
FUNK STEAM BOILER & IRON WORKS, mfrs. boilers and repair works. Four buildings—one 2-st. stone; one 1-st. brick; two 1-st. frame; one boiler; one engine, 14 horse power. Estab. 1865.....	15	15	\$700
GATEWAY CITY LAUNDRY, THE, A. H. GOODRICH. One 2-st. brick building; one boiler; one engine, 16 horse power. Estab. 1891	3	7	10	3,000
Ordered a safety guard placed on ironing mangle; cover placed over gearing; also a railing placed around fly wheel.					
GATEWAY CITY LUMBER CO., mfrs. lumber, lath and shingles. Nine buildings—three 2-st. frame; four 1-st. frame; two 1-st. brick; seven boilers; three engines, 300 horse power. Estab. 1884.....	103	18	121
Ordered pulleys to shingle machine boxed, and inside stairway to saw mill closed. Cut of mill for 110 days in 1892, was 11,270,000 ft. of lumber; 2,077,400 lath and 11,077,000 shingles.					
GOLDARD H., mfr. lumber, lath and shingles. Five buildings—one 2-st. frame; four 1-st. frame; three boilers; one engine, 175 horse power. Estab. 1883...	46	4	50	\$500	1,500
GUND JOHN BREWING CO. Ten buildings—two 3-st. stone; one 2-st. stone; two 1-st. brick; one 1-st. stone; four 1-st. frame; three boilers; three engines, 272 horse power. Estab. 1873	60	4	64	5,500	50,000
Ordered two boys under 14 years discharged. Out put for 1893, was 60,000 bbls.					
HAERTER N., book bindery. On second floor 2-st. brick building; hand power. Estab. 1882	4	1	5
HEILEMAN, G., BREWING CO. Eight buildings—one 5-st. stone; one 4-st. stone; one 3½-st. stone; three 2-st. stone; two 2-st. frame; three boilers; five engines, 207 horse power. Estab. 1858	32	32	12,000	18,000
Note.—Firm has its own electric light plant, and water works system and fire company. Out put for 1892, was 23, 360 bbls					
HOLWAY, N. B., ESTATE, mfrs. lumber, lath and shingles. Seven buildings—two 2-st. frame; two 1-st. brick; two 1-st. frame; one 1-st. stone; nine boilers; four engines, 375 horse power	188	12	200
Ordered covers over four sets of gearing to live rollers. Accident.—The tail sawyer had his leg broken by the carriage striking a plank and throwing it against him. Cut of mill for 1892, was 25,000,000 ft. lumber; 6,000,000 shingles; 4,500,000 lath					
HYDE, S. Y. ELEVATOR CO., (Elevator A.) Two buildings—one 4-st. frame iron veneer; one 1-st. brick; one boiler; one engine, 125 horse power. Estab. 1870	13	13
Accident.—A workman had his leg broken being caught in a rope used for unloading cars.					
JAMES, JOHN CO., iron and brass founders and machinists. Four buildings—one 2-st. brick; two 1-st. brick; one 1-st. frame; one boiler; one engine, 25 horse power. Estab. 1844	45	45	3,000
Ordered a railing placed around a fly wheel in engine room. Accident.—A workman was killed by being wound up on shaft, while attempting to sew a belt.					

Report of Inspection—Continued.

ESTABLISHMENTS INSPECTED.	NUMBER OF EMPLOYEES.			Cost of new building improvements.	Cost of new machinery.
	Male.	Fem.	Total		
JENKS, C. L., planing mill. Two buildings—one 2-st. frame; one 1-st brick; one boiler; one engine, 25 horse power. Estab. 1892.....	10	10	\$2,500	\$1,500
KRATCHWIL, M., mfr. confectionery. Two buildings—one 3-st. brick; one 1-st brick; hand power. Estab. 1882.....	10	5	15	450
Ordered fire escape erected in rear of building to adjoining roof; one girl under 14 years discharged.					
LA CROSSE BOOT & SHOE MFG. CO., mfrs. medium grade boots and shoes. Factory on first and second floor of 3-st. brick building; electric motor, 7½ horse power. Estab. 1892.....	20	15	35	3,350
Accident.—A boy had his finger smashed in a moulder.					
LA CROSSE BOX CO., mfrs. wooden boxes. Four buildings—two 2-st. frame; one 1-st. frame; one 1-st. brick; one boiler; one engine, 25 horse power. Estab. 1889.....	10	10
Ordered one boy under 14 yrs. discharged. Accident—A workman lost part of a finger on a rip saw.					
LA CROSSE BRUSH & ELECTRIC LIGHT & POWER CO. Two buildings—one 1-st. stone; one 1-st. frame; two boilers; two engines, 275 horse power. Estab. 1881.....	8	8	1,000
LA CROSSE CHENILLE WORKS, mfrs. silk and woolen chenille goods. On third floor of 3-st. brick; hand power. Estab. 1892.....	2	19	21	700
LA CROSSE CITY RAILWAY CO. Two 1-st. brick buildings; two boilers; one engine, 300 horse power. Estab. 1879 and 1893.....	36	36	10,000	17,000
This company owns and operates ten and three tenths miles of single track, using eleven cars and eighteen trailers.					
LA CROSSE CITY WATER WORKS. Two buildings—one 1-st. and basement brick; one 1-st. frame; four boilers; four engines, 175 horse power. Estab. 1877.....	6	6	3,753
Total pumpage for the year 1892, was 948,637,600 gallons.					
LA CROSSE COFFEE & SPICE MILLS, J. J. Hogan, mfrs. coffee, baking powder and ground spices. Two buildings—one 3-st. brick; one 1-st. frame; one boiler; one engine, 15 horse power. Estab. 1893.....	5	5
LA CROSSE CRACKER CO., mfrs. crackers and confectionery. Two 2-st. brick buildings; one boiler; one engine, 20 horse power. Estab. 1884.....	28	12	40	1,000
LA CROSSE EDISON LIGHT & POWER CO. Two 1-st. brick buildings; three boilers; three engines, 355 horse power. Estab. 1887.....	9	1	10
LA CROSSE FOUNDRY & MACHINE SHOPS, J. Torrance & Son, mfrs. stoves and brass castings. Four buildings—one 2-st. brick; one 2-st. frame; one 1-st. stone; one 1-st. brick; electric motor, 10 horse power. Estab. 1878.....	9	1	10	2,000
LA CROSSE GAS LIGHT CO. Five buildings—one 2-st. brick; two 1-st. brick; one 1-st. stone; one 1-st. frame; three boilers; two engines, 12 horse power. Estab. 1863.....	11	11	2,500

Report of Inspection—Continued.

ESTABLISHMENTS INSPECTED.	NUMBER OF EMPLOYEES.			Cost of new building improvements.	Cost of new machinery.
	Male.	Fem.	Total		
LA CROSSE KNITTING WORKS, mfrs hosiery and mittens. Two buildings—one 3-t. brick; one 1-st. brick; one boiler; one engine, 30 horse power. Estab. 1886 Ordered seven girls under 14 years discharged.	15	85	100	\$1,000
LA CROSSE LINSEED OIL WORKS. Four buildings—two 2-st. brick; one 1-st. brick; one 1-st. frame; buildings bldged; one boiler; one engine, 120 horse power. Estab. 1884	14	14
LA CROSSE LUMBER CO., mfrs. lumber, lath and shingles. Seven buildings—two 2-st. frame; three 1-st. frame; two 1-st. brick; eleven boilers; three engines, 700 horse power. Estab. 1871 <i>Accident.</i> —A workman lost a thumb in gearing to live rollers. The cut of the mill for 1892 was 26,000,000 feet of lumber; 16,000,000 shingles; 4,000,000 lath.	184	16	200	\$3,000	2,000
LA CROSSE MANUFACTURING CO., mfrs. sash, doors and blinds. One 2-st. and one 1-st. frame buildings; one boiler; one engine, 10 horse power. Estab. 1891.	8	8	500	655
LA CROSSE MORNING CHRONICLE, E. B. Usher, Propr., publishing. One 2-st. and basement brick building; one boiler, electric motor, 3 horse power. Estab. 1851	25	25
LA CROSSE PACKING & PROVISION CO., packing and canning meats. Ten buildings—two 4-st. brick; two 1-t. brick; three 1-st. frame; three frame ice houses; two boilers; one engine, 50 horse power. Estab. 1890. <i>Accident.</i> —A workman had his leg broken by a barrel of meat falling on him. He was laid up about four months. The company paid doctor's bills and assisted the family till he returned to work.	35	35	1,500	1,750
LA CROSSE PAPER BOX CO. On first floor of 3-st. brick; hand power. Estab. 1892. Ordered one boy under 14 years discharged.	2	6	8	400
LA CROSSE PLOW CO., mfrs. agricultural implements. Six buildings—one 2-st. stone; one 2-st. brick; one 2-st. frame; one 1-st. stone; two 1-st. frame; one boiler; one engine, 50 horse power. Estab. 1865	73	2	75	6,000	4,000
LA CROSSE SOAP CO. Two buildings—one 3-st. brick; one 1-st. stone; one boiler; one engine, 20 horse power. Estab. 1859. <i>Note.</i> —The elevator is provided with an automatic brake invented by Mr. Ph. Schmidt, a member of the firm, it works in a very satisfactory manner.	11	1	12
LA CROSSE STEAM LAUNDRY CO. Two buildings—one 2-st. brick; one 1-st. frame; one boiler; one engine, 15 horse power. Estab. 1884. Ordered guard placed on elevator opening on second floor.	7	27	34	1,000
LA CROSSE VINEGAR WORKS. Four buildings—one 2-st. stone; two 1-st. stone; one 1-st. brick; one boiler; one engine, 20 horse power. Ordered a box placed around main belt on first floor and railing placed around fly wheel.	11	11	6,000

Report of Inspection—Continued.

ESTABLISHMENTS INSPECTED.	NUMBER OF EMPLOYEES.			Cost of new building improvements.	Cost of new machinery.
	Male.	Fem.	Total		
LA CROSSE WALLIS CARRIAGE CO., limited. Two buildings—one 4-st. and one 1-st. brick; one boiler; one engine, 35 horse power. Estab. 1893. Ordered a fire escape erected on south side of building to platform; a so a railing around fly wheel of engine.	57	3	60
LA CROSSE WOOLEN MILLS, mfrs. Woolen cloth. Four buildings—one 2-st. brick; one 1-st. brick; two 2-st. frame; one boiler; one engine, 15 horse power. Estab. 1860.....	5	5
LISTMAN MILL CO., mfrs flour. Four buildings—one four story frame iron veneer; two 1-st. brick; three boilers; one engine, 450 horse power. Estab. 1879	42	1	43
MEDRAY, J. S. SADDLERY CO., mfrs. saddles collars and fly nets. Two buildings—one 3-st. brick; one 1-st. brick; electric motor, $\frac{1}{2}$ horse power. Estab. 1880	33	23	58	\$2,000
Ordered wire removed from in front of fire escape also one boy under 14 years discharged.					
MICHEL, C & J. BREWING CO. Thirteen buildings four 2-st. brick; two 3-st. stone; one 2-st. stone; one 4-st. frame iron veneer; two 1-st. brick; three 1-st. frame; three boilers; five engines, 168 horse power. Estab. 1856	55	10	65	\$5,000	30,000
Ordered a railing placed around crank to ice machine engine. Out put for 1892 was 3 $\frac{1}{2}$,000 bbis					
MILLER, AUGUST, mfr. brooms. One 2-st. brick building hand power. Estab. 1881.....	15	15
NATIONAL COOPEPAGE CO. mfrs. patent beer kegs and bbis. Six buildings five 1-st. frame; one 1-st. brick and stone; two boilers; two engines, 80 horse power. Estab. 1891	40	40	10,150	13,500
Ordered one boy under 14 years discharged. Ordered the main doors changed to swing outward. Note—order rescinded by Com'r. Accident—A workman was quite badly injured by getting his head in a bending machine.					
NORD STERN ASSOCIATION. German, daily and semi-weekly newspaper. One 2-st. and basement brick building; electric motor; 5 horse power. Estab. 1856	11	11	6,000
NORTH LA CROSSE BREWERY (VOEGELE BROS.) Four buildings one 2-st. brick; one 2-st. frame; one 1-st. brick; one frame ice house; one boiler; one engine, 20 horse power. Estab. 1885	4	1	5	1,000
NOVELTY WOOD WORKS, mfrs. sash, doors, blinds and builders supplies. Five buildings—two 2-st. frame; two 1-st. frame; one 1-st. brick; one boiler, one engine, 50 horse power. Estab. 1883	30	30	100
PAMPERIN & WIGGENHORN CIGAR CO. One 3-st. brick building; hand power. Estab. 1866.....	48	22	70
Condition of this plant is very good.					
PAUL JOHN LUMBER CO., mfrs. lumber, lath and shingles. Four buildings—one 2-st. frame; one 1-st. stone; eleven engines, 1,000 horse power. Estab. 1860	384	13	397
The Co. has its own electric light plant and has automatic sprinklers conveniently located. The cut of mill for 1892 was 43,200,000 ft. lumber, 16,183,000 shingles and 7,288,000 lath.					

Report of Inspection—Continued.

ESTABLISHMENTS INSPECTED.	NUMBER OF EMPLOYEES.			Cost of new building improvements.	Cost of new machinery.
	Male.	Fem.	Total		
PIERCE, G. H., mfrs. sash, doors and blinds. Six buildings—three 2-st. frame, iron veneer; Three 1-st. frame; one boiler; one engine, 50 horse power. Estab. 1863 Ordered a railing placed around main belt and drive wheel of engine. <i>Accident</i> —A workman had his thumb taken off on cut off saw.	28	28	\$700	\$300
PLANK ROAD BREWERY, Geo. Zeisler & Sons. Seven buildings—One 4-st. brick; two 2-st. and basement brick; two 2-st. frame; one 1-st. brick; one 1-st. frame; two boilers, one engine, 20 horse power. Estab. 1874	7	7
PRESS PUBLISHING CO., publishers, Daily, Sunday and Weekly Press. One 2-st and basement brick building, electric motor, 8 horse power. Estab. 1879.	8	5	13	250
REPUBLICAN AND LEADER, THE, Printing and publishg. One 2-st. brick building, electric motor, 1½ horse power. Estab. 1854	22	1	23
SALZER JOHN A. SEED CO., seed growers. Three buildings—one 5 st. frame; one 3-st. frame; one 1-st. frame all iron veneer, hand power. Estab. 1879.....	49	50	139
SAWYER & AUSTIN LUMBER CO., mfrs. lumber, lath and shingles. Nine buildings—three 2-st. frame; four 1 st. frame; one 1 st. stone; one 1-st. brick; seven boilers; two engines, 700 horse power. Estab. 1882 Cut of mill for 1892, was 27,387,070 ft. lumber; 5,412,095 lath and 22,557,000 shingles. <i>Accident</i> —Two workmen had their legs broken in the rafting shed by lumber falling on them; another lost a thumb on a slab saw.	249	20	269	1,000	10,200
SEGELKE & KOHLHAUS MFG. CO., mfrs. sash, doors, blinds, mouldings, etc. Five buildings—one 4 st. frame; one 4-st. stone; one 3-st. brick; one 2-st brick; one 1-st. brick; four boilers; one engine, 100 horse power. Estab. 1862 Ordered a platform erected on fire escape on north side of factory.	13	2	115	1,000	6,000
SMITH MANUFACTURING CO., mfrs. wagons and engines and general job work. Five buildings—two 2 st. frame iron veneer; one 1½-st. stone and brick; one 1-st. brick; one 1-st. stone; two boilers; one engine, 25 horse power. Estab 1861 <i>Accident</i> .—While attempting to put a belt on a pulley, a workman's clothing was caught in shafting, winding him up, and injuring his spine, resulting in death several days after.	35	35	400
SOLBERG, WM. J. & CO., mfrs. boilers and general sheet iron work. One 1 st stone building; 5 horse power, furnished by Franklin Iron Works. Estab. 1886	7	7
SPICER & BUSHMAN, job printing, on first floor of 2-st brick building; 3 horse power. Estab. 1883..... Power furnished by La Crosse Chronicle.	6	6
STARKNITTING CO., mfrs. mittens and knit gloves. On third floor of 3 st brick building; hand power. Estab. 1888 Ordered a fire escape placed on the north side of building.	1	18	17

Report of Inspection—Continued.

ESTABLISHMENTS INSPECTED.	NUMBER OF EMPLOYEES.			Cost of new building improvements.	Cost of new machinery.
	Male.	Fem.	Total		
STAR STEAM LAUNDRY, N. J. LORING. One 2-st. and basement brick building; one boiler; one engine, 8 horse power. Estab. 1884	4	5	9	\$217
Ordered a railing placed around engine in basement.					
A. S. TROW & CO., mfrs. lumber, lath and shingles. Seven buildings—two 2-st. frame; four 1-st. frame; one 1-st. brick; five boilers; two engines, 250 horse power. Estab. 1882.	75	10	85	200
Cut for 1892 was 12,300,000 ft. lumber, 8,200,000 shingles and 2,450,000 lath.					
VOIGHT & RITTER, mfrs. wagons, carriages and sleighs. Three buildings—one 3-st. brick and stone; one 3-st. brick; one 2-st. stone; one boiler; one engine, 25 horse power. Estab. 1870	26	26
VOLKSFREUND PUBLISHING CO. On second floor of 3 st. brick building; hand power. Estab. 1891....	5	1	6
WEST LA CROSSE LUMBER CO. Four buildings—one 2-st. frame; three 1-st. frame; four boilers; three engines, 500 horse power. Estab. 1890	51	4	55	800
Cut of mill for 1892 was 9,000,000 ft. lumber, 2,380,000 lath and 3,066,000 shingles.					
WHEEL AND SEEDER MANUFACTURING CO., mfrs. agricultural implements. Nine buildings—two 2-st. brick; five 1-st. brick; two 1-st. frame; one boiler; one engine, 80 horse power. Estab. 1868	82	1	83	350
Ordered one boy under 14 years discharged; also a guard placed on one rip saw and main doors changed to swing out.					
YEO & CLARK CO., mfrs. flour and feed. Two buildings—one 2-st. and basement brick; one 1-st. stone; one boiler; one engine, 60 horse power. Estab. 1880.	5	5
Accident.—A workman lost thumb and two fingers in gearing on engine.					
LAKE MILLS JEFFERSON CO.					
<i>Inspected January, 1894, by Van Etten.</i>					
DOUGLASS & BROWN, mfrs. flour and feed. Two buildings—one 2½-st. frame; one 1-st. frame; one boiler; one engine, 35 horse power (water) and 25 horse power (steam). Estab. 1845	5	5	\$500	2,000
FARGO, F. B. & CO., mfrs. creamery supplies and machinery. Seven buildings—one 3-st. frame; one 2-st. and basement brick; three 2-st. frame; one 2-st. brick; one 1-st. brick; two boilers; one engine, 65 horse power	43	2	45	10,000	3,000
Ordered guards placed around all elevator openings.					
SEEVER, F. A. & CO., mfrs. oil tempered knives and cleavers. One 2-st. frame building, 12 horse power (water). Estab. 1873.	5	5	1,500
LAKE NEBAGAMUN—DOUGLAS CO.					
<i>Inspected August, 1893, by Van Etten.</i>					
BERG & CHRISTIANSON, mfrs. lumber. Four buildings—two 2-st. and two 1-st. frame; two boilers; two engines, 90 horse power. Estab. 1893	38	38	1,800	3,250
Ordered a railing placed around fly wheel; and guard to main belt.					

Report of Inspection—Continued.

ESTABLISHMENTS INSPECTED	NUMBER OF EMPLOYEES.			Cost of new building improvements.	Cost of new machinery.
	Male.	Fem.	Total		
LANCASTER—GRANT CO.					
<i>Reported by firm.</i>					
LANCASTER EXCELSIOR WORKS, mfrs. excelsior. One 3-st. building and several barns and sheds; one boiler; one engine, 100 horse power. Estab. 1888.... Work only on lower floors.	14	14
LANCASTER TELLER, Edward Pollock, printing and publishing. One 2-st. brick building; one boiler; one engine, 4 horse power. Estab. 1883.	3	2	5
LEHEIGH—BARRON CO.					
<i>Inspected February, 1894, by Van Etten.</i>					
LEHEIGH LUMBER CO. Nine buildings—three 2-st. frame; six 1-st. frame; three boilers; two engines, 140 horse power. Estab. 1890 <i>Accident.</i> —A workman had his leg broken by a log rolling on him. Cut for 1892 was 3,000,000 feet lumber.	50	50	\$3,000	\$4,500
LITTLE BLACK—TAYLOR CO.					
<i>Inspected February, 1894, by Van Etten.</i>					
DAVIS & STARR LUMBER CO.. planing mill. Eleven buildings—two 2-st. frame; eight 1-st. frame; one 1-st. brick; seven boilers; three engines, 435 horse power. Estab. 1886	35	35
LITTLE CHUTE—OUTAGAMIE CO.					
<i>Inspected December, 1893, by Zwaska.</i>					
LITTLE CHUTE PAPER CO., mfrs. ground and wood pulp. Three buildings—one 2-st brick; one 2-st. frame and stone, sheet iron veneer; one 1-st. brick; one boiler, 3,000 horse power. Estab. 1893.....	60	60	150,000	100,000
LOYAL—CLARK CO.					
<i>Reported by firm.</i>					
RUPLINGER, STAVE & HEADING CO. Four 1-st. frame buildings; one boiler; one engine, 45 horse power. Estab. 1892	25	25	2,000	5,000
McDILL—PORTAGE CO.					
<i>Reported by firm.</i>					
McDILL, G. E. & Co., mfrs. flour. One 3-st. and basement frame. Estab. 1885	4	1	5	4,000	2,000
MADISON—DANE CO.					
<i>Inspected November, 1893, by Van Etten.</i>					
ALFORD BROTHERS STEAM LAUNDRY. One 2-st. brick building; two boilers; one engine, 15 horse power. Estab. 1884	3	19	22	10,000	235
Ordered a railing placed around fly wheel.					
BALL, M. H., mfr. "Prouty," "Madison King" and "Gordon" printing presses and well drilling machinery. Four buildings—two 2-st. frame; one 1-st. brick; one 1-st. frame; one boiler; one engine, 25 horse power. Estab. 1870	22	22
Ordered a guard placed on one rip saw. <i>Note.</i> —Since inspection plant was sold to King, Walker & Co.					
BAUS, AMBRECHT & WAGNER, mfrs. cigars. On third floor of 3-st. brick building; hand power. Estab. 1888	7	7

Report of Inspection—Continued.

ESTABLISHMENTS INSPECTED.	NUMBER OF EMPLOYEES.			Cost of new building improvements.	Cost of new machinery.
	Male.	Fem.	Total		
BRECKHEIMER M. mfr. beer and malt. Two 2 st. brick and stone buildings, use horse power. Estab. 1865	5	5
CANTWELL, M. J., book, job and legal blank printing. On second and third floor of 3-st. stone building; one boiler; one gas engine, 4 horse power. Estab. 1867..	7	7	\$1,700
CURTIS, DEXTER, mfr. collar pads. One 2 st. and basement frame; one boiler; one engine, 12 horse power. Estab. 1885	7	2	9	465
DEMOCRAT PRINTING CO., printing and publishing. One 2-st. and basement brick building; all partitions fire proof; two boilers; two engines, 35 horse power. Estab. 1867	53	6	59
<i>Accident.</i> —A boy lost a finger in shafting. The company leases four Mergenthaler linotype machines; they give very good satisfaction; capacity is 40M ems every 8 hours.					
DOW & SONS, CAPITAL CITY MILLS, mfrs. flour and feed. Five buildings—one 4-st. frame iron veneer; one 2-st. frame; two 1-st. brick; one 1 st. frame; two boilers; one engine, 90 horse power. Estab. 1888. Output for 1892, was 60,600 bbls. flour and 1,500 tons feed.	12	12	\$1,000
F. F. F. STEAM LAUNDRY, Lyons & Daubner, Props. One 3-st. stone building; one boiler; one engine, 10 horse power. Estab. 1880	2	18	20	2,250
Ordered a platform placed on fire escape, with railing around same. A fire in April, 1893, caused a loss of \$300.00. Hon. L Fairchild, owner of building					
FAUERBACH BREWING CO. Four buildings—one 4-st. brick; one 3-st. stone; one 2-st. brick; one 1-st. brick; one boiler; one engine, 60 horse power. Estab. 1859	10	10	9,000
Output for 1892, was 4,000 bbls.					
FINDLAY, ALEX., CO., bakery. One 1½-st. frame building; one boiler; one engine, 10 horse power. Estab. 1888	9	2	11
FOUR LAKES LIGHT AND POWER CO. One 2 st. brick building; four boilers; two engines, 600 horse power. Estab. 1888	12	12	2,000	15,000
Ordered railings placed around two flywheels. This company operates 166 arc lights and 12,500 incandescent lamps, requiring four arc dynamos and two incandescent alternators.					
FREDRICKSON, N., & SONS, contractors and builders and mfrs. sash, doors and blinds. Five buildings—three 2-st. frame, iron-veneered; one 1 st. frame, iron veneered; one 1-st frame; one boiler; one engine, 40 horse power. Estab. 1863	45	45	1,000	600
Ordered a railing placed at side of engine.					
FULLER & JOHNSON MANUFACTURING CO., mfrs. agricultural implements. Ten buildings—one 3-st. brick; two 3-st. frame; one 2-st. brick; three 1-st. brick; three 1-st. frame; two boilers; one engine, 250 horse power. Estab. 1816	98	2	100	5,000	1,000
<i>Note.</i> —Output for 1893 was 17,000 plows; 7,500 cultivators; 5,000 harrows; 5,000 two-horse corn planters; 3,000 sulky cultivators, 1,000 mowers—					

Report of Inspection—Continued.

ESTABLISHMENTS INSPECTED.	NUMBER OF EMPLOYEES.			Cost of new building improvements.	Cost of new machinery.
	Male.	Fem.	Total		
The company received five awards at the Columbian Exposition, being the largest number received by any exhibitor of agricultural implements.					
GISHOLT MACHINE CO., mfrs. iron-working machinery. One 1-st. frame building, power furnished by Fuller and Johnson Mfg. Co., 15 horse power. Estab. 1889	12	12
<i>Note</i> —This Company received three awards at the Columbian Exposition; and as a result of their exhibit have received a number of foreign orders, and at time of inspection, were engaged in filling them.					
GRÖVE, H., & SONS, mfrs. cigars. Two 2-st. brick buildings, hand power. Estab. 1893	21	21
Ordered three boys under 14 years discharged. Output for 1892 was 880,850 cigars.					
HAUSMANN BREWING CO. Four buildings—one 4-st. brick; one 3-st brick; two 2-st. brick; two boilers; one engine, 10 horse power. Estab. 1863.....	19	19	\$2,000	\$2,300
Output for 1892 was 13,000 bbls.					
KING & WALKER CO., contractors for steam and hot water heating and general repair work. Five buildings—one 5-st. frame; four 1-st. frame; one boiler; one engine, 10 horse power. Estab. 1887.....	12	12	1,200	500
Since inspection firm bought the M. H. Ball plant.					
LONGFIELD, S. H., & CO., contractors and builders and mfrs. sash, door, and blinds. Two buildings—one 2-st. frame; one 1-st. frame; one boiler; one engine, 15 horse power. Estab. 1889.....	25	25	150	1,750
Ordered a railing placed around fly wheel, a guard placed on rip saw, and cover placed over a cut-off saw.					
MADISON BOOK BINDERY, G. Grimm, Propr. In basement of "Madison Democrat" building and on third floor of "Madison State Journal" building. Estab. 1873.....	13	12	25	250
Ordered a fire escape erected on east side of building, leading from door to adjoining roof. Bowen estate owners of building; Wayne Ramsey, agent.					
MADISON BUILDING & MANUFACTURING CO., contractors and builders and mfrs. building material. Three buildings— one 2-st. frame; two 1-st. frame; one boiler; one engine, 25 horse power. Estab. 1892.....	8	8	600	2,470
Ordered a guard placed on two rip saws. <i>Note</i> .—The business is run on the co-operative plan; all employes are stockholders and receive an equal share of the profits and sustain a like share in the losses.					
MADISON CITY RAILWAY CO., electric street railway. Three 1-st. frame buildings; two generators, 800 horse power, furnished by Four Lakes Light and Power Co. Estab. 1884 and 1892.					
Company owns and operates $8\frac{1}{4}$ miles of railway. Cost of construction was \$75,000.					
MADISON CITY GAS LIGHT & COKE CO. Four buildings— one 2-st. brick; three 1-st. brick; one boiler; one engine, 10 horse power. Estab. 1857.....	8	8	3,000	7,000
Capacity, 200,000 feet of gas daily.					
MADISON HARNESS CO. On second floor of 3-st. stone building, hand power. Estab. 1888.....	10	10

Report of Inspection—Continued.

ESTABLISHMENTS INSPECTED.	NUMBER OF EMPLOYEES.			Cost of new building improvements.	Cost of new machinery.
	Male.	Fem.	Total		
MALEC, V., & BRO, mfrs. shoes and slippers. One 2-st. brick building; one boiler; one gas engine, 7 horse power. Estab. 1891.....	6	3	9
PARK, WM. J. & SONS, book binders. On third floor of 3-st. stone building; hand power. Estab. 1864..... Ordered one boy under 14 years discharged.	4	6	10	\$150
ROBBINS & BALTZELL, mfrs. flour and feed. Three buildings—one 4-st. frame; one 1-st. stone; one 1-st. frame; one boiler; one engine, 50 horse power (steam) and 150 horse power (water). Estab. 1859..... Output for 1892 was 15,000 bbls.	8	1	9
SILBERNAGEL & DEAN, contractors and builders and mfrs. sash, doors and blinds. Three buildings—two 2-st. brick; one 2-st. frame; one boiler; one engine, 25 horse power. Estab. 1873.....	30	30	600
STATE JOURNAL PRINTING CO., printing, publishing and stereotyping. Three buildings one 3-st. stone; one 1-st. brick; and second and third floors of 3-st. stone buildings; one boiler; one engine, 20 horse power. Estab. 1837.....	63	1	64
STARCK, JOHN CO, contractors and builders and mfrs. sash, doors and blinds. Three buildings—one 2-st. stone; one 1-st. brick; one 1-st. frame; one boiler; one engine, 20 horse power. Estab. 1861.....	35	35	150
SWENSON, J. A., contractor and builder and mfr. sash, doors and blinds. Two buildings—one 2-st. frame; one 2-st. brick; one boiler, one engine, 22 horse power. Estab. 1882 Ordered a cover placed over two cut-off saws, guards placed on two rip saws, a railing placed at side of pulleys to rip and cut-off saws, and railing placed around fly wheel in engine room.	25	25	\$2,000	3,000
TAYLOR & GLEASON, job printers. On second floor of 3-st. stone building, 2 horse power, furnished by F. F. F. Steam Laundry. Estab. 1892.....	6	6	1,500
TRACY, GIBBS & CO., job printers and publishers. On first and second floors of 3-st. stone building; one boiler; one engine, 15 horse power. Estab. 1889. Ordered caps placed over projecting keys on fly wheels of two printing presses.	16	3	19	150
WISCONSIN WAGON CO., mfrs. carriages, wagons, etc. Four buildings—two 2-st. frame; one 2-st. stone; one 1-st. frame; one boiler; one engine, 12 horse power. Estab. 1883.....	14	14	850	300
MANITOWOC—MANITOWOC CO. <i>Inspected Nov., 1892, by Zwaska.</i>					
BIGEL & GUSE, planing mill and mfrs. building material. One 2-st. frame building; one boiler; one engine, 35 horse power. Estab. 1888.....	8	8
BURGER, H. B. & G. B., ship builders. Four buildings—one 2-st. frame; three 1-st. frame; two boilers; two engines, 80 horse power. Estab. 1875 Ordered alarm bell connections. <i>Accident.</i> —A ship carpenter broke his arm by falling from a scaffolding.	75	75

Report of Inspection—Continued.

ESTABLISHMENTS INSPECTED.	NUMBER OF EMPLOYEES.			Cost of new building improvements.	Cost of new machinery
	Male.	Fem.	Total		
DOBBERT, CHAS., mfr. leather. Two 1-st. frame buildings; one boiler; one engine, 15 horse power. Estab. 1865	5		5		
DROST, H. & SON, mfrs paper and cigar boxes. Three buildings—two 2-st. frame and brick; one 1-st. frame; one boiler; one engine, 25 horse power. Estab. 1879..	4	7	11	\$500	\$2,000
ELECTRIC LIGHT CO. One 1-st. frame building; two boilers; one engine; six dynamos, 150 horse power. Estab. 1890	5		5		
Ordered two large belts running dynamo, guarded.					
HEYROTH, F., mfr pearl buttons. One 2-st. frame building; one boiler; one engine, 10 horse power. Estab. 1891.....	7		7		
KUNZ, BLESER & CO., mfrs. beer. Five buildings—three 2-st. brick; two 1-st. frame; one boiler; one engine, 25 horse power. Estab. 1879	13		13		
MANITOWOC GLUE CO. Five buildings—one 2-st. brick; four 2-st. frame; one boiler, one engine, 40 horse power. Estab. 1868.....	16	4	20		
Accident.—A small boy had his chest badly hurt in chain elevator.					
MANITOWOC PEAS CANNING CO. Two buildings—one 2-st. and one 1-st. frame; one boiler; one engine, 10 horse power. Estab. 1890	3	8	11		
MANITOWOC PILOT, THE, printing and publishing. On first floor of 2-st. frame building; one boiler; one engine, 3½ horse power. Estab. 1859	5		5		
MANITOWOC SEATING CO., THE, mfrs. church, school and opera house furniture. Five buildings—one 3-st. frame; one 2-st. frame; one 1-st brick; two 1-st. frame; two boilers; two engines, 240 horse power. Estab. 1892.....	150		150		
Ordered one fire escape erected on 3-st. building, and guards placed on elevator openings. Also suggested roof ventilators or suction fans, which firm promised to provide. Accident.—A workman was struck by flying piece from rip saw, from effects of which he died. The employees collected \$48 and the firm paid doctor's bills and other expenses, amounting to \$60. In April, 1892, plant was destroyed by fire, loss was \$100,000; since rebuilt at cost of \$60,000.					
MANITOWOC STEAM BOILER WORKS. Two 1-st. frame buildings; one boiler; one engine, 25 horse power. Estab. 1890.....	35		35	3,000	
PROCHAZKA & CHLOUPEK, repairing and general machine work. Three buildings—one 2-st. frame; one 1-st. brick; one 1-st frame; one boiler; one engine, 15 horse power. Estab. 1867.....	10		10		
RAHR'S WM. SONS CO., THE, brewers, malsters and mfrs. malt coffee. Eleven buildings—one 5-st. brick; one 7-st. addition; one 7-st. brick; one slate covered 5-st; two 2-st. and basement brick; one 1-st brick; four 1-st. frame; two boilers; three engines, 140 horse power. Estab. 1848	55		55	40,000	3,000
Ordered fire escape erected on malt house. Capacity 400,000 bu. malt and 10,000 bbls. beer.					
RICHARD'S IRON WORKS mfrs. engines, steam					

Report of Inspection—Continued.

ESTABLISHMENTS INSPECTED.	NUMBER OF EMPLOYEES.			Cost of new building improvements.	Cost of new machinery.
	Male.	Fem.	Total		
pumps and mill machinery. Five buildings—three 2-st. brick; one 1-st. brick; one 1-st. frame; one boiler; one engine, 25 horse power. Estab. 1868.	25	25	\$800	\$600
RICHTER, A. M. & SONS, mfrs. vinegar. One 2-st. and one 1-st. frame buildings; one boiler; one engine, 15 horse power. Estab. 1870.	5	5
SCHNORR BROTHERS, mfrs. leather. Three buildings—one 2-st. brick; one 2-st. frame; one 1-st. brick; one boiler; one engine; 17 horse power. Estab. 1877.	6	6
SCHREIHART BREWING CO. Four buildings—one 2-st. brick; one 2-st. frame; two 1-st. frame; one boiler; one engine, 12 horse power. Estab. 1855.	5	5
SHERMAN L. M. LEATHER CO. Two buildings—one 2-st. frame with brick basement; one 1-st. frame; one boiler; one engine, 12 horse power. Estab. 1854. Buildings are old and ceilings low.	5	5
SMALLEY MANUFACTURING CO., mfrs. agricultural implements. Six buildings—one 2-st. and basement brick; one 2-st. frame; two 1-st. brick; two 1-st. frame; one boiler; one engine, 12 horse power. Estab. 1857. Ordered guard placed on rip saw and kept in use when practicable.	60	60	500
VITS HENRY, mfr. leather. Two buildings—one 2-st. and basement frame; one 1-st. brick addition; one boiler; one engine, 40 horse power. Estab. 1864.	10	10
WAGNER, E., mfr. hardware, oils, paints, etc. One 3-st. brick building; hand power. Estab. 1852.	16	16
ZANDER, C. & CO., planing mill and mfrs. interior wood work. Five buildings—one 2-st. frame; one 1-st. brick; three 1-st. frame; one boiler; one engine, 80 horse power. Estab. 1885.	14	14	1,500
MAPLEWOOD—DOOR CO. <i>Reported by firm.</i>					
HALL, S. L., mfr. lumber. Three 1-st. frame buildings; one boiler; one engine. Estab. 1885.	9	9
MARATHON—MARATHON CO. <i>Reported by firm.</i>					
FULMER, D. M. LUMBER CO., portable steam saw mill. One boiler; one engine, 30 horse power. Estab. 1894.	14	1	15	600	2,800
HERMANN, EDWARD, flour and saw mill. Two boilers; two engines, 100 horse power. Estab. 1869.	12	2	14
MARINETTE—MARINETTE CO. <i>Inspected Oct., 1893, by Zwaska.</i>					
EAGLE PRINTING CO., publishing and printing. On second floor of 2-st. brick building; one boiler; one engine, 6 horse power. Estab. 1871.	5	4	9
HAMILTON & MERRYMAN CO., mfrs. lumber, lath and shingles. Four buildings—one 3-st. frame boarding house; two 2-st. frame; one 1-st. frame; five boilers; two engines, 285 horse power. Estab. 1871. <i>Accident.</i> —In 1892 a workman had his back sprained as the result of a fall, disabling him from work. Cut of mill for 1892 was 23,368,747 feet lumber, 9,789,250 shingles, 9,139,000 lath and 256,828 pickets.	156	156

Report of Inspection—Continued.

ESTABLISHMENTS INSPECTED.	NUMBER OF EMPLOYEES.			Cost of new building improvements.	Cost of new machinery.
	Male.	Fem.	Total		
HOPPER, H. D., mfr. shingles. One 2-st. frame building; two boilers; one engine, 40 horse power. Estab. 1871. Plant is owned by Hamilton & Merryman Co.	10	10
LIBBER & NOEL MFG CO., mfr. cedar shingles. Two buildings—one 2-st. frame; one 1-st. frame; one boiler; one engine, 20 horse power. Estab. 1893.	10	10	\$2,400	\$1,600
LINDEN & MILLER, building material and mfrs. sash, doors and blinds. Five buildings—two 2-st. frame; one 2-st. brick; two 1-st. frame; one boiler; one engine, 75 horse power. Estab. 1884. Ordered alarm bell connections provided. <i>Accident</i> —A boy 17 years old lost his arm in rip saw; firm paid all expenses and gave him a life scholarship.
LUDINGTON N. CO., mfrs. lumber lath and shingles. Three buildings—one 3 st. frame boarding house; one 2-st. frame; one 1-st. brick; seven boilers; two engines, 340 horse power. Estab. 1855. Cut of mill for 1892 was 27,000,000 ft. lumber, 14,000,000 shingles; 3,000,000 lath; and 75,000 pickets	115	115
MARINETTE COUNTY ARGUS, THE, publishing and printing. On second floor of 2-st. brick building; one boiler; one engine, 3 horse power. Estab. 1887.	2	3	5
MARINETTE FLOUR MILL CO. Two buildings—one 3 st frame; one grain elevator; 100 horse power (water). Estab. 1879.	6	6
MARINETTE IRON WORKS CO., mfrs. engines, saw mill and mining machinery. Four buildings—one 2-st. frame; two 1-st. brick; one 1-st. frame; two boilers; two engines, 75 horse power Estab. 1873.	130	130
MARINETTE LUMBER CO., mfrs. lumber, lath and shingles. Seven buildings—two 2 st. frame; two 1-st. brick; three 1-st. frame; seven boilers; two engines, 275 horse power. Estab. 1892. Ordered fangers placed in front of saws on the edgers; also one boy of 13 years discharged. Cut of mill for 1892 was 40,000,000 lumber; 8,000,000 lath and 7,500,000 shingles. <i>Accidents</i> .—A young man was caught in gears and had his leg badly hurt, he was laid up 7 months; firm paid all expenses and gave him \$75. One man had his big toe cut off on saw of shingle machine. An old man while whitewashing got foot in gearing and lost one toe. Another man broke his leg while dragging logs. A 14 year-old boy cut his wrist in lath machine. One man lost part of two fingers in gearing. In every case firm contributed to the support of the injured men.	250	250	3,000	10,000
MARINETTE & MENOMONEE BOX CO., mfrs. packing boxes. Four buildings—one 2-st. frame; one 1-st. brick; two 1-st. frame; one boiler; one engine, 125 horse power. Estab. 1890. <i>Accident</i> .—A workman lost part of one finger on resaw.	90	90
MARINETTE & MENOMONEE PAPER CO. Plant No. 1, mfrs. ground wood sulphite paper. Five buildings two 2-st. brick; one 2 st. frame; one 1-st. frame; one 1-st. brick; two boilers; one engine, 200 horse power (water), and 25 horse power (steam). Estab. 1880. Ordered large pulleys in engine room guarded.	40	10	50	8,000

Report of Inspection—Continued.

ESTABLISHMENTS INSPECTED.	NUMBER OF EMPLOYEES.			Cost of new building improvements.	Cost of new machinery.
	Male.	Fem.	Total		
and provide railing on walk along dryers. A fire in May and June, 1893, caused a loss of about \$8,000. <i>Note.</i> —Company also owns plant across the river in Menomonee, Mich					
MARINETTE & MENOMONEE PAPER CO. Park mill, mfrs. ground wood sulphite paper. Nine buildings—one 3-st. brick; one 2-st. brick addition; seven 1-st. brick; six boilers; 2,000 horse power (water). Etab. 1892	95	30	125	\$278,000	\$222,000
Ordered four main drive belts in paper machine rooms No. 1 and No. 2 guarded; main drive belt in wood pulp room boxed, and elevator shafts guarded.					
MARINETTE PLANING MILL CO., mfrs. sash, doors and mouldings. Two 2-st frame buildings; one boiler; one engine, 65 horse power. Etab. 1893	29	29	2,000	8,000
Ordered alarm bell connections provided; guard placed on fly wheel of engine; guard placed on re saw, and belt driving matcher boxed.					
MENOMONEE RIVER LUMBER CO., mfrs. lumber, lath and shingles. Four buildings—one 2 st frame; one 1-st. brick; one 1-st. frame; one 3-st. frame boarding house; nine boilers; one engine, 1 1/2 horse power. Etab. 1857	198	198
Ordered one boy of 13 years discharged, and guards placed on bolting saw; gears driving live rollers boxed; provide tangers in front of saws on two edges; elevator carrying edgings guarded. Cut of mill, 1892, 43,000,000 feet lumber; 4,000,000; lath 9,000,000 shingles.					
MERRYMAN, R. W. & CO., mfrs. lumber, lath and shingles. Three buildings—one 2-st. frame; one 1-st. frame; one 1-st. brick; six boilers; one engine, 600 horse power. Etab. 1878.	105	105
<i>Accident.</i> —A young man lost his foot on edger. Firm paid doctors bills.					
SAWYER-GOODMAN CO., mfrs. lumber, lath and shingles. Four buildings—one 2-st. frame; one 1-st. brick; two 1-st. frame; six boilers; two engines, 600 horse power. Etab. 1879	125	125
Ordered 2 edgers guarded; a guard placed around slab hole in knot saw department. <i>Accident.</i> —A workman was caught in gears and received bad flesh wound on his thigh. Cut of mill for 1892 was 41,000,00 ft lumber; 800,000 lath and 5,000,000 shingles.					
SCOFIELD & ARNOLD LUMBER CO. Four buildings two 2-st. frame; one 1-st. brick, one 1 st. frame; seven boilers, 2 engines, 250 horse power. Etab. 1871.	200	200	3,500
<i>Accident.</i> —A workman was struck by a piece of board flying from edger breaking his leg; another workman was killed by board flying from edger. Firm paid all expenses and shut down to attend funeral. Cut of mill for 1892 was 36,000,000 ft. lumifer; 5,000,000 shingles and 5,000,000 lath.					
STEPHENSON MANUFACTURING CO., THE, mfrs. lumber, lath and shingles. One 2 st. and two 1-st. frame buildings; four boilers, one engine, 250 horse power. Etab. 1888.	80	80
Ordered fangers placed on front of two edgers.					

Report of Inspection—Continued.

ESTABLISHMENTS INSPECTED.	NUMBER OF EMPLOYEES.			Cost of new building improvements.	Cost of new machinery.
	Male.	Fem.	Total		
Cut of mill for 1892 was 14,000,000 ft. lumber; 3,000,000 lath and 3,000,000 shingles.					
WHITBECK, H., CO., THE, mfrs. lumber, lath and shingles. Four buildings—one 3-st. frame boarding house; two 2-st. frame; one 1-st. brick; seven boilers, one engine, 250 horse power. Estab. 1868.	250	250
Ordered fangera placed in front of saws on two edgers; four band saws to be substantially ca-ed at top; one gear on back of slasher guarded; guard placed on bolting saw; guard placed on swing saw; and clutch or loose pulley placed on chain elevator with rope or shifter provided at upper floor. Cut of mill for 1892 was 61,900,000 ft. lumber; 14,280,000 shingles; 8,000,000 laths and 120,000 pickets.					
MARSHFIELD—WOOD CO. <i>Inspected Jan., 1894, by Van Etten.</i>					
HATTEBERG VENEER CO., THE, mfrs. veneer panels, cheese boxes and barrel heading. Five 1-st. frame buildings; two boilers; one engine, 120 horse power. Estab. 1891.	58	58	\$7,000	\$16,000
MARSHFIELD BREWING CO. Nine buildings—four 2-st. brick; two 1-st. brick; three 1-st. frame; two boilers; one engine, 15 horse power. Estab. 1890 ...	10	10	2,200	1,500
Output for 1892 was 8,840 bbls. beer.					
MARSHFIELD STAVE CO. Four 1-st frame buildings; one boiler; one engine, 60 horse power. Estab. 1881.	24	34	500
<i>Accident.</i> —A workman lost four fingers on a stave saw.					
UPHAM MANUFACTURING CO., mfrs lumber, lath, shingles, flour and feed. Fourteen buildings—two 3-st frame; three 2-st. frame; eight 1 st. frame; one 1-st. brick; ten boilers; four engines, 640 horse power. Estab. 1877.	346	2	348	1,800
WRIGHT, THOMAS, contractor and builder and mfr. interior wood work. One 2-st. frame building; one boiler; one engine, 8 horse power. Estab. 1891.	10	10	1,000	1,400
MASON—BAYFIELD CO., <i>Inspected Aug., 1893, by Van Etten.</i>					
WHITE RIVER LUMBER CO., mfrs. lumber, lath and shingles. Eleven buildings—four 2-st. frame; five 1-st. frame; two 1-st. brick; twelve boilers; five engines, 675 horse power. Estab. 1883.	210	210	675
<i>Accident.</i> —May 26, 1893, a workman, while crawling under chain of trimmer, was fatally struck by it. <i>Note.</i> —Electric light plant; store and boarding house connected. Cut of mill for 1892 was 40,700,000 feet lumber; 5,194,000 lath and 8,731,000 shingles.					
MAUSTON—JUNEAU CO. <i>Inspected March, 1893, by Van Etten.</i>					
MAUSTON IRON WORKS, machine shop, foundry and feed mill. Three buildings—one 2-st. frame; two 1-st. frame; one boiler, one engine, 20 horse power. Estab. 1868.	5	5
MAUSTON MILLING CO., mfrs. flour and feed. Five buildings—two 3-st. frame; three 1-st. frame; 150 horse power (water). Estab 1875.	12	12

Report of Inspection—Continued.

ESTABLISHMENTS INSPECTED.	NUMBER OF EMPLOYEES.			Cost of new building improvements.	Cost of new machinery.
	Male.	Fem.	Total		
RADELL, F., & CO., mfrs wagons, buggies, sleighs, etc. Two buildings—one 2 st. frame; one 1 st. frame both iron veneered, one boiler, one engine, 16 horse power Estab. 1880	5	5	\$1,700	\$1,300
<i>Accident.</i> —A workman had his hand badly injured on a jointer. <i>Fire.</i> —A fire destroyed plant in April, 1891, loss \$10,000.					
STRONG, H. C., machine shop and mfrs. lumber. One 1-st. frame building; one boiler; one engine, 12 horse power. Estab. 1890	6	6
MAYVILLE—DODGE CO. <i>Reported by firm.</i>					
MAYVILLE FURNITURE CO., mfrs. furniture and spinning wheels. Four buildings—one factory; one frame warehouse; one brick warehouse; one brick store; one boiler; one engine, 15 horse power.	7	7
MAZOMANIE—DANE CO. <i>Inspected April, 1893, by Van Etten.</i>					
ARCADE MILLS, mfrs. flour and feed. Three buildings—one 3-st. one 2 st. and one 1-st. stone; one boiler; one engine, 75 horse power (water) and 55 horse power (steam). Estab. 1857	12	12	3,200	800
<i>Note.</i> —At present mill closed for repairs. The twelve employes reported are repairing mill.					
LANG, A., brewer. Four buildings—one 2-st. stone; one 1-st. brick, two 1-st. frame; one boiler; one engine, 12 horse power. Estab. 1878	5	5	450	75
MEDFORD—TAYLOR CO. <i>Inspected Feb., 1894, by Van Etten.</i>					
MEDFORD EXCELSIOR CO., A. H. Wagner, receiver, mfrs. lumber and excelsior. Seven buildings—one 2 st. frame; six 1-st. frame; one 1-st. brick; three boilers; two engines, 110 horse power. Estab. 1886... Cut of mill for 1892 was 2,500,00 feet of lumber.	45	45
SHAW, T. F. M. & F. D., & CO. mfrs. non-acid hemlock sole leather. Eight buildings—one 2-st. frame; seven 1-st. frame; six boilers; four engines, 150 horse power. Estab. 1889	137	137	500	2,500
Output for 1892 was 110,000 sides of sole leather.					
WESLE BROTHERS, mfrs. wagons, carriages and sleighs. Three buildings—two 2-st. frame; one 1 st. frame; one boiler, one engine, 6 horse power. Estab. 1882	6	6	500
MENASHA—WINNEBAGO CO. <i>Inspected Feb., 1894, by Van Etten.</i>					
GILBERT PAPER CO., tub sized, flat, envelope paper, etc. Seven buildings—one 3-st and basement brick; one 2-st. and basement brick; two 2-st. brick additions; two 1-st. brick; one 1-st. frame; six boilers, two engines, 200 horse power (water) and 800 horse power (steam). Estab. 1887.	100	25	125
<i>Note.</i> —Every room is provided with automatic water sprinklers; the rag cutting room is provided with suction fans. They work a day and night crew.					
HANKE, LOUIS, mfr. brick. One 1-st. frame building and several sheds; one boiler, one engine, 25 horse power. Estab. 1883	10	10

Report of Inspection—Continued.

ESTABLISHMENTS INSPECTED.	NUMBER OF EMPLOYEES.			Cost of new building improvements.	Cost of new machinery.
	Male.	Fem.	Total		
HOWARD PAPER CO., mfrs. print and book paper. Three buildings—one 2-st. and basement brick; one 1-st. and basement brick; one 1-st. and brick; three boilers; two engines, 200 horse power (water); 200 horse power (steam). Estab. 1888....	40	12	52	\$2,000
<i>Accident.</i> —One man at work near the engine No. 2 was struck on the head and killed by the breaking of a belt.					
MACKINNON, D. F. H., mfr. all grades of excelsior. Three buildings—two 1-st. and basement frame; one 1-st. brick; one boiler; one engine, 107 horse power. Estab. 1880.....	20	20	\$3,000
MACKINNON PULLEY CO., mfrs. patented iron split pulleys. Two 1-st. brick buildings; one boiler; one engine, 20 horse power (water), 12 horse power (steam). Estab. 1893	17	17	3,000
Formerly known as Fox River Iron Works.					
MENASHA IRON WORKS, Howard and Jennings. Four buildings—one 2-st. frame; three 1-st. frame; one boiler; one engine, 12 horse power. Estab. 1875.	8	8
MENASHA WOODEN WARE CO., mfrs. pails, wash tubs etc. Four buildings—one 3-st. brick; two 2-st. frame; one 2-st. brick; several 2 and 1-st. frame dry and store houses; five boilers; three engines, 100 horse power (water), 860 horse power (steam). Estab. 1886	575	575	3,000
Ordered two boys of twelve years and three of thirteen years discharged; the firm dismissed ten boys, (all over fourteen), besides the five mentioned above. Also ordered alarm bell connections placed between engine room and operatives' room; a drive belt on second floor running line shaft, boxed; opening of shavings vault on second floor, guarded; two traveling elevators carrying staves from first to second floors partly cased in. <i>Accidents.</i> —A workman lost three fingers in shafting on turn lathe; a teamster while backing up a load of staves was caught between wagon and post supporting bridge and was badly hurt, from the effects of which he died; a workman while unloading logs fell from a car into water, his head striking a log and drowned; a sawyer lost part of three fingers on a heading saw. In all cases of accidents the firm contributes liberally for the support of the families. <i>Note.</i> —All the work in this factory is done on contract by jobbers who hire their help. The firm employs about 600 persons of which only 260 appear on the pay roll, the remainder are paid by jobbers. The children are employed as helpers at lathes; the crew at each lathe consists of four boys and one man; 600 pails are considered a fair day's work for one crew. They receive about 80 cts per hundred.					
MENASHA WOOD SPLIT PULLEY CO., mfrs. wood split pulleys of all grades. Five buildings—one 3-st. frame; one 2-st. frame; two 1-st. frame; one 1-st. brick; one boiler; on engine; 85 horse power. Estab. 1888	65	65
<i>Accident.</i> —One man lost his thumb on a rip saw; another lost part of two fingers on buzz planer. <i>Note.</i> —This is the new plant; old one was destroyed by fire in 1891.					

Report of Inspection—Continued.

ESTABLISHMENTS INSPECTED.	NUMBER OF EMPLOYEES.			Cost of new building improvements.	Cost of new machinery.
	Male.	Fem.	Total		
MENASHA WOOLEN MILLS. W. P. Hewitt & Co., mfrs. woolen goods. Three buildings—one 3-st. brick; one 2-st. brick; one 2-st. frame; one boiler; one engine, 50 horse power (water), 50 horse power (steam). Estab. 1867.....	20	40	60
PAUL PAPER CO. Four buildings—two 3-st. brick; two 1-st. brick; two boilers; one engine, 250 horse power. Estab. 1893.....	36	6	40	\$15,000	\$45,900
SCHNEIDER, JOHN, planing mill and mfr. carpenter work. One 1-st. frame building; one boiler; one engine, 30 horse power. Estab. 1872	12	12	1,000
SMITH CHAS., R., mfr. cooperage. Two buildings—one 4-st. brick; one 3-st. frame; one boiler; one engine, 300 horse power. Estab. 1883..... Capacity, 1,400 bbls. per day.	175	175
STRANGE J. PAPER CO., mfrs. book, manilla and express paper. Four buildings—one 3-st. brick; one 2-st. basement brick; one 2-st. brick; one 1-st. brick; three boilers; one engine, 450 horse power. Estab. 1881..... Ordered elevator shaft guarded. <i>Note.</i> —A fire July 1st, 1892, damaged the buildings to the amount of \$8,000.	40	10	50	8,000	10,000
WALTER BROTHERS, mfrs. beer. Three buildings—one 4 st. brick; one 3-st. brick; one 2-st. brick; one boiler; one engine, 35 horse power. Estab. 1868. . . Capacity, 15,000 bbls annually.	8	8
WHITING, GEORGE H., mfr. print and book paper. Four buildings—one 3 st. brick; one 2-st. addition; one 1-st. addition; one 1-st. frame; two boilers; one engine, 150 horse power (water), 223 horse power (steam). Estab. 1882	36	24	60
<i>Note.</i> —Suggested the use of a disk wheel in order to remove the heavy dust and bad odor caused by cutting old rags. Mr. Whiting promised to remedy the evil.					
MENOMONIE—DUNN CO.					
<i>Inspected May, 1893, by Van Etten.</i>					
DUNN COUNTY NEWS, THE, printing and publishing. First floor of 2-st. frame building; water motor, 3 horse power. Estab. 1860	3	2	5
HUDSON ROAD BREWERY, Burkhardt Bros., props. Two 2-st. brick buildings; one boiler; one engine, 25 horse power. Estab. 1887	7	7
KNAPP, STOUT & CO., COMPANY, mfrs. lumber, lath, shingles and flour. Thirty buildings—one 3-st. frame; seven 2-st. brick; sixteen 1-st. frame; five 1-st. brick; one 1-st. stone; three boilers; six engines, 1,500 horse power (water), 1,475 horse power (steam). Estab. 1846	679	679	11,500	6,450
<i>Accidents.</i> —A workman lost his arm while oiling machinery; his clothing caught, winding him up on shafting; one workman was drowned by falling off platform into river. <i>Note.</i> —The Co. has three mills at this place, two steam and one water power, with its own electric light plant and water works. The machinery is not overcrowded and is all well guarded. Boarding house and store connected. Cut of mill for 1892 was 65,031,320 ft. lumber, 14,475,275 lath, 66,527,000 shingles and 490,000 pickets.					

Report of Inspection—Continued

ESTABLISHMENTS INSPECTED.	NUMBER OF EMPLOYEES			Cost of new building improvements.	Cost of new machinery
	Male.	Fem.	Total		
MENOMONIE MANUFACTURING CO., foundry and machine shop. Three buildings—one 2-st. frame; one 1-st. frame; one 1-st. brick; one boiler; two engines, 20 horse power. Estab. 1891	6	...	6	\$2,200	\$1,370
MENOMONIE PRESSED BRICK CO. Three 1-st. frame buildings; one boiler; one engine, 80 horse power. Estab. 1872	76	...	76
MENOMONIE SASH & DOOR FACTORY. Curtis, Hanson & Oleson. Three buildings—One 2-st. frame; one 1-st. frame; one 1-st. brick; one boiler; one engine. Estab. 1884 Ordered a railing placed at side of main belt and around fly wheel in engine room.	12	1	13	400	250
MINNEAPOLIS HYDRAULIC PRESSED BRICK CO. Three 1 st. frame buildings; one boiler; one engine, 60 horse power. Estab. 1885	40	...	40
Note.—Company did no business in 1893.					
NORTHERN HYDRAULIC PRESSED BRICK CO. Eleven buildings; one 2 st. frame; ten 1-st. frame; two boilers; two engines, 120 horse power. Estab. 1892..	75	75	50,000	15,000
STANDARD PRESSED BRICK CO. Two 1-st. frame buildings; one boiler; one engine, 40 horse power. Established 1880.	25	25	10,000	2,000
Output for 1892 was 960,000 brick					
TIMES PRINTING CO., THE, printing and publishing. On first floor of 2-st. frame building; one boiler; one engine, 6 horse power. Estab. 1876	4	2	6	800	350
WISCONSIN RED PRESSED BRICK CO. Four buildings—one 2-st. frame; two 1-st. frame; one brick; one boiler; one engine, 80 horse power. Estab. 1885.....	85	...	85	3,500	1,000
Output for 1892 was 5,400,000 brick.					
MERRILL—LINCOLN CO.					
<i>Inspected Sept., 1893, by Van Etten.</i>					
CENTRAL MANUFACTURING CO., THE, mfrs. sash, doors and blinds. Seven buildings—one 2-st. frame; one 2-st. frame; five 1-st. frame; three boilers; two engines, 150 horse power. Estab. 1889.....	122	3	125	4,000	800
Ordered a new cable placed in elevator.					
CHAMPAYNE LUMBER CO., mfrs. lumber, lath and shingles. Thirteen buildings—five 2-st frame; six 1-st. frame; two 1-st brick; seven boilers; two engines, 150 horse power. Estab. 1882	225	225	2,000	2,000
Accident.—A workman broke his leg by jumping off from the log deck; another lost two fingers on a slash saw. Cut of mill for 1892 was 20,000,000 feet lumber; 5,968,000 lath; 9,325,000 shingles.					
GILKEY & ANSON CO., mfrs. lumber, lath and shingles. Eleven buildings—one 2-st. frame; eight 1 st. frame; two 1-st. brick; nine engines; four boilers, 250 horse power. Estab. 1883.....	225	1	226	1,500	6,500
Accident.—In Sept., 1893, a man was killed by falling from a tramway; one man lost his hand in a slab saw. Cut for 1893 was 30,000,000 feet lumber; 8,575,000, lath and 10,700,000 shingles.					
ILLINOIS AND WISCONSIN LUMBER CO., mfrs. lumber, lath and shingles. Seven buildings—one 2-st.					

Report of Inspection—Continued.

ESTABLISHMENTS INSPECTED.	NUMBER OF EMPLOYEES.			Cost of new building improvements.	Cost of new machinery.
	Male.	Fem.	Total		
frame; five 1-st. frame; one 1-t. brick; ten boilers; three engines, 585 horse power. Estab. 1888.	125	...	125	\$1,000	\$15,000
<i>Accident.</i> —A workman lost his hand on a knot saw. Cut of mill for 1892 was 13,000,00 feet lumber; 5,000,000 lath; 3,000,000 shingles.					
MERRILL FURNITURE CO. Five buildings—one 3-st. frame; three 1-st. frame; one 1-st. stone; one boiler; one engine, 175 horse power. Estab. 1892.	50	50	8,000	11,500
Factory closed at time of visit. Ordered one fire escape erected, and doors changed to swing outward; said orders to be complied with before factory commences operations. <i>Note</i> —since inspection firm has gone into hands of receiver.					
MERRILL IRON WORKS, mfrs. engines and saw mill machinery. Three 1-st. frame buildings, iron veneered; one boiler; one engine, 20 horse power. Estab. 1881.	7	7
MERRILL LUMBER CO, mfrs. lumber, lath and shingles. Nine buildings—two 2-st. frame; six 1-st. frame; one 1-st. brick; nine engines; four boilers, 335 horse power. Estab. 1888.	174	1	175	2,000	12,500
<i>Accidents.</i> —A workman had his arm severely cut on a saw; another lost an arm in gears in basement of mill; another broke his arm falling from tramway. Cut of mill for 1892 was 22,500,000 feet lumber; 5,000,000 lath and 15,000,000 shingles.					
MERRILL STEAM LAUNDRY. One first floor of 2-st. frame building; one boiler; one engine, 4 horse power. Estab. 1888.	2	4	6	300
RUDER, GEO., BREWING CO. Five buildings—one 3-st. frame; two 2-st. frame; two 1-st. frame; one boiler; one engine, 12 horse power. Estab. 1882.	8	8	50
SCOTT, T. B. LUMBER CO., mfrs. gang sawed lumber, lath and shingles. Eight buildings—one 2-st. frame; six 1-st. frame; one 1-st. brick; four boilers; one engine, 150 horse power (steam), 150 horse power (water). Estab. 1888.	180	180	1,500	12,500
<i>Accidents.</i> —A workman had both legs broken by a car jamming him against a lumber pile; another had both wrists broken by falling from lumber pile. Cut of mill for 1892 was 21,000,000 feet lumber, 3,500,000 lath and 17,000,000 shingles.					
STRANGE, A. H., mfr. lumber, lath, shingles, sash, doors and blinds. Eleven buildings—one 3-st. frame; five 2-st. frame; three 1-st. frame; two 1-st. brick; nine boilers; six engines, 450 horse power. Estab. 1888.	275	275	2,000	10,000
<i>Note.</i> —There were five boys under 14 years of age at work who had permits from the county judge. Cut of mill for 1892, was 9,622,980 feet lumber; 3,678,000 lath; 6,892,000 shingles; 171,368 doors; 237,375 windows; 55,689 pair blinds and 4,216,731 feet moulding.					
WOLF RIVER LUMBER CO., THE. mfrs. lumber, lath and shingles. Eight buildings—one 2 st. frame; seven 1-st. frame; five boilers; two engines, 155 horse power. Estab. 1888.	20	...	20	500
<i>Note.</i> —The number of employees reported are those employed in planing mill, the saw mill has been closed since Sept., 1892. The cut of mill for 1892, was 11,000,000 feet lumber; 1,000,000 lath; and 1,000,000 shingles.					

Report of Inspection—Continued.

ESTABLISHMENTS INSPECTED.	NUMBER OF EMPLOYEES.			Cost of new building improvements.	Cost of new machinery.
	Male.	Fem.	Total		
WRIGHT, H. W., LUMBER CO., THE, mfrs. lumber, lath, shingles, sash, doors and blinds. Fourteen buildings—one 3-st. frame; three 2-st. frame; two 2-st. brick; seven 1-st. frame; one 1-st. brick; nine boilers; four engines, 625 horse power. Estab. 1881. Ordered a railing placed at side of main belt; a cover placed over set screws in collars on shafting and ordered one boy under 14 years of age discharged; three other boys under age had permits from the county judge.	350	350	\$10,00
MERILLAN—JACKSON CO. Inspected April, 1893, by Van Etten.					
TROW, A. S., mfr. lumber, lath and shingles. Three 1-st. frame buildings; 125 horse power (water). Estab. 1864. Accident.—A workman lost two fingers on cut off saw.	43	2	42	500
MILLADORE—WOOD CO. Inspected Jan., 1894, by Van Etten.					
SHERRY LUMBER CO., successors to Ph. Heinrichs, mfrs. lumber, lath and shingles. Five buildings—two 2 st. frame; three 1-st. frame; three boilers; one engine, 83 horse power. Estab. 1880. Accidents.—A workman was killed January 17, 1893, by a board flying from the edger striking him in stomach. Cut of mill for 1892 was 2,000,000 feet lumber and 946,000 shingles.	40	2	42	\$1,000	7,300
SUTTON MANUFACTURING CO., mfrs. staves and headings. Four 1-st. frame buildings; one boiler; one engine, 35 horse power. Estab. 1886.	14	14
MILWAUKEE—MILWAUKEE CO. Inspected in 1893 and 1894 by Zwaska.					
ABEL & BACH mfrs. trunks and traveling bags, Cor. Tenth Street and St. Paul Avenue. Four buildings—two 4-st. brick; one 3 st. brick; one 1-st. brick; two boilers; one engine, 250 horse power; two fire escapes; buildings connected in front. Estab. 1881. Condemned hand power elevator, and ordered a rip saw in the wood machine department provided with a safety guard.	278	22	300	1,500
ABEND POST (daily), printers and publishers, 84 Mason Street. One 3 st. brick building, one boiler; one engine, 10 horse power. Estab. 1878.	55	55
ABRESCH, CHAS. CO., mfrs. carriages and wagons, 407 to 415 Poplar Street, and 392 Fourth Street. Three buildings—one 5-st. brick; one 3-st. brick; one 2-st. brick; one iron fire escape; two boilers; one engine, 175 horse power. Estab. 1871.	100	100	17,000	18,000
ACKERMAN, R., mfr. shoes and slippers, 816 Eleventh Street. One 2-st. frame building; one boiler; one engine, 10 horse power. Estab. 1888.	26	24	50
ADAMANT MANUFACTURING CO., mfrs. adamant and wall plaster, Virginia Street and Third Avenue. One 2-st. frame; one boiler; one engine, 50 horse power. Estab. 1890. Ordered an alarm bell placed on the elevator, and main shafting in front of elevator opening guarded. Accident.—The engineer was killed by fly wheel bursting.	16	16

Report of Inspection—Milwaukee, Continued.

ESTABLISHMENTS INSPECTED.	NUMBER OF EMPLOYEES.			Cost of new building improvements.	Cost of new machinery.
	Male.	Fem.	Total		
ADAMS, F. F., & CO., mfrs. tobacco, 90 to 98 West Water Street. Two 4-st. brick buildings; two iron fire escapes; two boilers; one engine, 125 horse power. Estab. 1847. Condemned cable of elevator in store building. Instructions were also given to keep doors and barriers closed when elevator was not in use. In order to insure a constant circulation of fresh air there are large ventilating fans provided in rooms where work is done.	120	4	124	\$2,500
ADLER, DAVID, & SONS, CLOTHING CO., mfrs. clothing. 325 to 327 East Water Street. One 7 st. stone and brick building; one boiler; three dynamos, 20 horse power. Estab. 1849. Found elevator cable defective, and advised Mr. Adler of the fact; he at once ordered it replaced by a new one.	30	2	32
ALLEN, H. M., mfr. cigars. 290 Broadway. One 1-st. frame building; hand power. Estab. 1879	6	6
ALLIS, EDWARD P. CO., THE, (Reliance Works), inspected by Zwaska and Van Etten, mfrs. engines, saw mill, flour mills, and mining machinery. Cor. Florida and Clinton streets. Seventeen buildings—one 4-st. brick; four 3-st. brick; two 2-st. frame; two 2-st. frame; seven 1-st. brick; one 1-st. frame; eight boilers; four engines, 950 horse power. Estab. 1859. Ordered iron screens to be placed between clipping room and moulders' room in foundry; also pulley and shafting of 16-ft. boring machine guarded. In the 3-st. frame wood-working shops the third floors are used principally for storage. The buildings form an L; the west wing is connected by a bridge with the new 4-st. brick shops which take the place of the Bay State works. <i>Accident.</i> —An employee had his back seriously injured by falling from a scaffold; another had his hip broken, being struck by the handle of a crane; another workman was instantly killed by the bursting of an emery wheel; one lost a finger, being caught in small pinion; another had the bones of his wrist broken, being caught between frame and grind stone.	1,400	1,400	\$137,000	125,000
ALLIS, EDWARD P. CO., THE (South Bay Foundry), mfrs. heaters, boilers, etc. Stewart Street. Three buildings—one 2-st. frame; two 1-st. frame; one boiler; one engine, 60 horse power. Estab. 1888. Ordered two emery wheels in foundry guarded. <i>Note.</i> —A protection and benefit association exists among the employees of the Allis works.	125	125
ALTPETER, PHILIP, malster. Cor. Third and Sherman Streets. Three buildings—one 4-st. brick; one 3-st. brick; one grain elevator, iron veneered; one boiler; one engine, 20 horse power. Estab. 1863. None employed on upper floors.	8	8
AMAZEEN & CO., mfrs. boots and shoes. Rear of 318 Wells Street. One 3-st. brick building; one iron fire escape; one boiler; one engine, 20 horse power. Estab. 1883	45	25	70
AMERICAN BISCUIT MANUFACTURING CO. (Johnston Bros., props.), mfrs. biscuits, crackers and confectionery. 12 to 34 Erie Street. One 4-st. brick building; two iron fire escapes; two boilers; one engine, 125 horse power. Estab. 1841 Ordered one girl of 13 years discharged, and a permit obtained for another girl of 13 years,	52	58	110	75,000	40,000

Report of Inspection—Milwaukee, Continued.

ESTABLISHMENTS INSPECTED.	NUMBER OF EMPLOYEES.			Cost of new building improvements.	Cost of new machinery.
	Male.	Fem.	Total		
her father being sick and she the oldest in a family of five children. <i>Note.</i> —This is a large plant and equipped with all modern appliances. The different apartments are airy and are kept very clean.					
AMERICAN CANDY CO., mfrs. candy. 333 to 335 East Water Street. One 4-st. brick building; one iron fire escape; two boilers; two engines, 20 horse power. Estab. 1889.....	26	24	50
AMERICAN STEAM LAUNDRY. 173 Second Street. Office and laundry in basement and on first floor of 3 st. brick building; one boiler; one engine, 6 horse power. Estab. 1885.....	4	18	22
AMERICAN VINEGAR WORKS, mfrs. vinegar, mustard, etc. 620 to 626 Walnut Street. Three buildings—two 2-st. brick; one 1-st. brick; hand power. Estab. 1884.....	8	8
ANDRAE, JULIUS, mfr. electrical supplies. 186 Second Street. Two 2-st. brick buildings; one boiler; one engine, 20 horse power. Estab. 1860.....	18	18
ANDRES, FRED, & CO., contractors cut and sawed stone. Canal Street. Three 1-st. frame buildings; two boilers; one engine, 100 horse power. Estab. 1880	30	30
ANDREWS, C. E., & CO., coffee and spice mills, and mfrs. baking power. 300 to 102 Broadway. One 4-st. brick building; one boiler; one engine, 45 horse power. Estab. 1867.....	30	5	35
ANSTEDT, C., LEATHER CO., mfrs. leather. 550 to 564 Commerce Street. Four buildings—one 4-st. brick; one 1-st. brick; two 1-st. frame; one iron fire escape; two boilers; one engine, 45 horse power. Estab. 1886.....	38	38	\$2,500
Ordered walks placed across the tanks containing hot liquid in leach house.					
ATLANTIC STEAM LAUNDRY. 483 Third Street. One 2-st. and basement brick building; one boiler; one engine, 10 horse power. Estab. 1886.....	2	9	11
BADGER ILLUMINATING CO., electric light and power house. Third and Poplar Streets. One 2-st. brick and 1-st. addition; six boilers; five engines, 1,306 horse power. Estab. 1886.....	35	35	29,800
<i>Accident.</i> —The engineer was killed by the bursting of steam pipe.					
BADGER LAUNDRY, 514 Walnut Street. Two buildings—one 2-st frame, brick lined; one 1-st. frame; one boiler; one engine, 15 horse power. Estab. 1893	4	13	20
<i>Accident.</i> —A girl had her hand badly burned in rollers of mangle. <i>Note.</i> —The rollers have since been guarded. This was formerly the E. C. Busher, laundry.					
BADGER STATE IRON WORKS, mfrs. tools and machinery. 482 Market Street. One 2-st. brick building. Estab. 1891.....	7	7	1,500
BADGER STATE SHOE CO., THE, mfrs. boots and shoes, 55 to 50 Fourth Street. Formerly Atkins, West & Co. On third, fourth and fifth floors of 5-st. brick building; two iron fire escapes; 20 horse power, furnished by Grant, Breece & Co. Estab. 1875.....	43	37	80
Ordered cable carrying balance weight replaced by new one.					

Report of Inspection—Milwaukee, Continued.

ESTABLISHMENTS INSPECTED.	NUMBER OF EMPLOYES.			Cost of new building improvements.	Cost of new machinery
	Male.	Fem.	Total		
BARTELS MANUFACTURING CO., THE , mfrs. shipping cans, oil tanks, etc., 197 Jackson Street. One 3-st. frame building; hand power. Estab. 1883. <i>Fire.</i> —On the 28th of October, 1892, fire destroyed factory, causing loss of \$30,000.	20	20
BAYLEY, WM. & SONS CO. , general founders and machinists, 734 to 766 Greenbush Street. Four buildings—one 2 st. brick; three 1-st brick; two boilers; one engine. Estab. 1883. This is the new plant, old one on Chicago Street was destroyed by fire, October 28, 1892; loss \$90,000.	185	185	\$30,090	\$18,400
BEALS, TORREY & CO. , mfrs. boots and shoes, 62 to 64 Third Street. One 3-st and basement brick building; one fire escape; one boiler; one engine, 50 horse power. Estab. 1883.	86	39	125	27,000	5,000
BECHTNER, PAUL, CO., THE , mfrs. vinegar, compressed yeast, pickles, etc. Virginia Street and Second Avenue. Two buildings—One 3-st. and one 2-st. and attic brick; two fire escapes; four boilers; one engine, 80 horse power. Estab. 1893.	37	3	40	6,000
BECK & PAULY LITHOGRAPHING CO., THE , 256 to 258 South Water Street. One 4-st. and basement brick building; one 2-st. addition; three fire escapes; one boiler; one engine, 25 horse power. Estab. 1886.	145	25	170	13,000
BECKER, WM., LEATHER CO. Commerce Street, foot of Sherman. Five buildings—one 6-st. brick; one 4-st. brick; two 2-st. brick; one 1-st. brick; four boilers; two engines, 160 horse power. Estab. 1868. Ordered two fire escapes erected on six story building, and alarm bell communication provided. December 27th, 1892, part of the plant was destroyed by fire, causing a loss of \$160,000. It has been rebuilt, and when complete will cost about \$250,000. <i>Accident.</i> —A workman had his arm broken in splitting machine.	325	325
BECKER, LOUIS , printer. 151 West Water Street, on second floor of 3-st. brick building; one electric motor, 1½ horse power. Estab. 1892.	6	6	5,000
BENEDICT CO. , mfrs. clothing. 402 to 404 Grand Avenue. One 5 st. stone and brick building; one fire escape; one gas engine; 7 horse power. Estab. 1878. <i>Note</i> —None but cutters are employed here; the work is all given out to shop tailors.
BENJAMIN, H M., COAL CO. Large coal sheds and several small buildings; five boilers; eight engines, 250 horse power. Estab. 1873. <i>Note.</i> —H. M. Benjamin consolidated with the Lehigh & Franklin Coal Co. Yards are located corner River Street and Juneau Avenue, Kinnickinnic Avenue and Clinton Street bridge, Muskego Avenue South Water and Park Streets.	100	100
BENTON, WALDO, TYPE FOUNDRY , type founders and printers. 89 Huron Street. One 4-st. brick building; fire escape; one boiler; one engine, 15 horse power. Estab. 1856. <i>Accident</i> —Mr. Waldo, the manager, lost one finger in disk wheel ventilator.	39	17	56

Report of Inspection Milwaukee, Continued.

ESTABLISHMENTS INSPECTED.	NUMBER OF EMPLOYEES.			Cost of new building improvements.	Cost of new machinery.
	Male.	Fem.	Total		
BERGENTHAL, WM., CO., THE, rectifiers. Two 2-st. brick buildings, hand power. Estab. 1874. <i>Note.</i> —Since inspection firm has reported as doing no manufacturing.	9	1	10
BERGER BEDDING CO., mfrs. mattresses, pillows and spring beds. 529 to 531 Market Street. One 4-st. and basement brick building; one fire escape; one engine, 20 horse power, furnished by J. G. Wagner. Estab. 1889. Ordered guard placed on rip saw and set screws on counter shaft of rip saw, and weaving machine capped. <i>Note.</i> —On March 30th, 1892, a boy employed in factory accidentally set the buildings on fire, causing a loss of about \$26,000.	50	6	56
BERGHOEFER, CHAS., & LUPINSKI MFG. CO., THE, millwrights and machinists. 967 to 969 North Water Street. Three buildings—one 3-st. frame; one 1-st. frame; one 1 st. brick; two boilers; one engine, 36 horse power. Estab. 1889. Ordered alarm bell communications provided.	60	60	\$4,500	\$15,000
BERTHELET, H. & CO., mfrs. cement, sewer and culvert pipe. 650 Clinton Street, office 152 West Water Street. One 1-st. frame building; one boiler; one engine, 12 horse power. Estab. 1863.	30	30
BEYER, J. V., upholsterer. 432 Commerce Street. One 3-st. brick building; one electric motor, 9 horse power. Estab. 1875. <i>Note.</i> —The factory on Broadway was destroyed by fire October 28th, 1892; loss on building, machinery and stock was \$7,500.	19	1	20	3,000
BIERSACH & NIEDERMEYER, mfrs. ornamental galvanized iron work. 216-220 Fifth Street. One 1-st. brick building; hand power. Estab. 1873.	15	25
BINNER ENGRAVING CO., wood and photo-engraving. Fifth floor of Chamber of Commerce building, one motor, 3 horse power. Estab. 1879. <i>Note.</i> —Since inspection main plant has been removed to Chicago.	20	2	22
BLATZ, VAL, BREWING CO., brewers and malsters, cor. Broadway and Juneau Ave. Thirteen buildings—one 5-st. brick; three 4-st. brick; one 3-st. brick; two 2-st. brick; five 2 and 1-st. buildings; one 100 feet iron veneer frame elevator; four fire escapes; eleven boilers; nine engines, 1,800 horse power; twenty-five dynamos; two generators; three ice machines. Estab. 1851. <i>Accidents.</i> —One man was caught in keg elevator, badly cutting his face; another fell from a ladder and broke his ankle; blood poisoning set in, from which he died within a week; one workman jumped on moving elevator, was caught between it and the wall, disabling him for five weeks. The firm paid doctor's bills in all cases.	184	184	263,400	115,000
BLATZ, VAL, BREWING CO., bottling department 651-657 Broadway. Three 2-st. brick buildings; two boilers; electric motor, 50 horse power. Estab. 1877. General condition very good.	133	38	176	45,000	15,000
BRADLEY & METCALF CO., mfrs. boots and shoes 285-393 East Water Street. Three buildings—one 5-st. and basement brick; two 4-st. brick and wood; two fire escapes; one wooden ladder; six gas engines, 75 horse power. Estab. 1843. Ordered erected on the back of building at the	300	167	467

Report of Inspection—Milwaukee, Continued.

ESTABLISHMENTS INSPECTED.	NUMBER OF EMPLOYEES.			Cost of new building improvements.	Cost of new machinery.
	Male.	Fem.	Total		
inner angle a fire escape with a balcony extending entire length of building at the fourth floor to afford escape to lower roof; from there, at the end in rear a stairway escape to ground. In front two additional fire escapes, one on each adjoining building. Condemned stairways as too narrow. Ordered new stairways to be at least 4 feet wide and an additional stairway placed in female department; further, galvanized or sheet iron roof ventilator placed in female department and same on sixth floor in male department.					
BRAND STOVE CO., mfrs. stoves and ranges. 295 to 303 Sixth Street. Eight buildings—one 4-st. brick; one 8-st. brick; three 1-st. brick; two 2-st. frame; one boiler; one engine, 75 horse power. Estab. 1868. Polishing and grinding departments are provided with suction fans.	215	215	\$26,500	\$1,800
BRODESSER MANUFACTURING CO., THE, mfrs. passenger and freight elevators. 512 to 514 Commerce Street. Two buildings—one 3-st. brick; one addition; one boiler; one engine, 40 horse power. Estab. 1884. <i>Accident.</i> —A young man lost three fingers on buzz planer.	45	45	200
BROWN, T. H. CO., mfrs. carriages and buggies. 131 to 135 Michigan Street. One 7-st. brick building; one fire escape, two motors, 30 horse power. Estab. 1860 <i>Accident.</i> —A workman lost one of his fingers on a band saw. <i>Note.</i> —Since inspection firm made assignment.	15	15
BRUSS, JULIUS, stair builder. 424 Ninth Street. One 3-st. frame building; one boiler; one engine, 35 horse power. Estab. 1893.	8	8	1,000	1,800
BRUSS & WOLLAEGER MANUFACTURING CO., mfrs. interior wood work. 636 to 654 North Water Street. Five buildings—two 3-st. frame; two 2-st. frame; one 1-st. frame; one fire escape; two boilers, 150 horse power. Estab. 1884. Ordered a guard placed on rip saw, and alarm bell communication provided. <i>Accident.</i> —One man lost his left hand on rip saw; firm paid him his wages for six months, bought him an artificial hand and kept him in employment.	120	120
BUB, JOS. & CO., mfrs. upholstered goods. 317 to 319 Milwaukee Street. One 6-st. brick building; two fire escapes; hand power. Estab. 1893. <i>Note.</i> —Plant was formally occupied by Bub & Kipp, who dissolved partnership. Mr. Kipp located at North Milwaukee after the Third ward fire.	22	22
BUCYRUS STEAM SHOVEL & DREDGE CO., mfrs. mining machinery. South Milwaukee. Six buildings—one 2-st. brick; one 1-st. brick, iron and glass; two 1-st. brick and iron; one boiler; one engine; two generators, 150 horse power. Estab. 1892 <i>Accident.</i> —A workman has his foot injured by heavy piece of casting falling on it; another injured his hand between two pieces of casting.	250	250	100,000	75,000
BULFIN, ED, Job Printer. Corner Oneida and East Water Streets. In basement of "Stadt Theatre" building; one boiler; one engine; 15 horse power. Estab. 1889.	12	12

Report of Inspection—Milwaukee, Continued.

ESTABLISHMENTS INSPECTED.	NUMBER OF EMPLOYEES.			Cost of new building improvements.	Cost of new machinery
	Male.	Fem.	Total		
BURDICK, ARMITAGE & ALLEN , printers. 416 Broadway. On first and second floor of 4-st. brick building; one gas engine, 10 horse power. Estab. 1867 Ordered to cut three windows in north wall of composing room on second floor; further to provide an exhaust fan in rear of press room; hood connected with exhaust pipes of fan, placed on gas engine; also ordered supports placed underneath the floor of composing room.	28	28
BURNHAM BROTHERS , mfrs brick. Three plants—one at Porter and Stowell Avenues; one on Howell Avenue, and one in Wauwatosa; three 1-st. frame; two 1-st. brick; four boilers; three engines, 175 horse power. Estab. 1856. Note.—Plants were formerly used by The Milwaukee Brick Mfg. Co., and Millman & Grider. Output last season was 2,000,000 brick.	230	230
BURNHAM, J. L. & SONS , mfrs. brick. Foot of Park Street. One 1-st. frame building; one boiler; one engine, 40 horse power. Estab. 1860. Capacity 10,000,000 brick.	70	70
BURROUGHS, GEO. , mfr. trunks. 424 to 426 East Water street. One 2-st. brick building; hand power. Estab. 1867 Ordered key of door leading to front stairway from second floor kept in position.	12	12
CAMPBELL & GREGG , steam laundry. 514 Grand Avenue. One 2-st. brick building; one iron fire escape; one boiler; one engine, 30 horse power. Estab. 1878.	9	61	70	\$6,000	\$2,000
CARPELES & CO. (members of National Trunk Co.), mfrs. trunks. Cor. Thirteenth and St. Paul Streets. One 4-st. brick building; two fire escapes; two boilers; seven engines, 125 horse power. Estab. 1874. Ordered one rip-saw guarded; set screws on countershaft of rip and cut-off saws, matcher and re-saw cappe1; also caps placed on all other shafting where dangerous to oiler when on duty. This building was formerly occupied by Walsh Tin Iron Factory. Destroyed by fire in May, 1891. Since rebuilt and in good condition.	125	125
CARPENTER & UNDERWOOD FACTORY (American Biscuit Co.). 518 to 520 Grand Avenue. Steam bakery and confectionery. One 3-st. brick building; one boiler; one engine, 60 horse power. Estab. 1874. Ordered one fire escape erected; drive belt of grinding mill on second floor boxed; communications between engineer's and operatives' rooms provided, and one girl under 13 years discharged.	53	27	80
CENTENNIAL BELL AND IRON FOUNDRY , m'rs. bells, brass and iron castings. 238 to 256 Oregon Street. Three buildings—one 3-st. brick; one 1-st. brick; one 1-st. frame; one boiler; one engine, 15 horse power. Estab. 1876.	30	30	1,500
CHAIN BELT CO. , mfrs. chain belting. Park Street, between Thirteenth and Fourteenth Avenues. One 2 st. building; one boiler; one engine, 10 horse power. Estab. 1876.	70	70
CHAPIN & KOPPERUD , machine shop. 231 to 233 Clinton Street. Two 1-st. frame buildings; one boiler; one engine, 25 horse power. Estab. 1885.	12	12	1,350	1,400

Report of Inspection—Milwaukee, Continued.

ESTABLISHMENTS INSPECTED.	NUMBER OF EMPLOYEES.			Cost of new building improvements.	Cost of new machinery.
	Male.	Fem.	Total		
CHICAGO, MILWAUKEE & ST. PAUL RAILWAY MACHINE AND CAR SHOPS. Locomotive and car builders, Menomonic Valley. Twenty-one buildings—two 2-st. brick; one 2-st. frame; ten 1-st. brick; eight 1-st. frame; fourteen boilers; nine engines, 750 horse power. Estab. 1888.	2175	2175
Ordered alarm bells provided in wood working shops, in locomotive, machine and erecting shops, and in boiler and tank repair shops; sufficient walks provided over shafting in locomotive and erecting shops, and in boiler tank and tin shops, same to be provided with hand rails to protect oilers. <i>Accidents.</i> —An employe broke his leg in yard by falling; another had his ankle broken by car wheel falling on him; another had his ankle broken by falling from a car; one man broke his arm while working in the yard. No serious accident has occurred on the machinery in this immense plant in the last two years. Under the supervision of Mr. Hennesey, 1,300 employed in the car shop.					
CHICAGO, MILWAUKEE & ST. PAUL RAILWAY, (North Milwaukee) REPAIR SHOPS. Foot of Garfield Avenue. Five buildings—one 2-st. brick; three 1-st. brick; one 1-st. frame; two boilers; one engine; 60 horse power. Estab. 1858.	90	90	\$4,000.
CHICAGO & NORTHWESTERN REPAIR SHOPS. Lake shore. Third ward. Four buildings—two 1-st. brick; two 1-st. frame; one boiler; one engine, 35 horse power. Estab. 1885.	50	50
CITIZEN CO., THE, publishers. Corner Milwaukee and Michigan Streets. On third floor of Evening Wisconsin building; one fire escape; hand power. Estab. 1869.	5	2	7
CLEMENT, WILLIAMS & CO., mfrs. furniture. 424 to 428 Broadway. One 6-st. brick building; one fire escape; hand power. Estab. 1882.	31	31
COCKLE SEPARATOR MANUFACTURING CO., mfrs. milling machinery, 66 to 70 Third Street. One 2-st. brick building; one boiler; one engine, 25 horse power. Estab. 1875.	24	24	300
COHEN BROS. CO., mfrs. shirts, pants and overalls, 338 to 340 Broadway. One 4-st. brick building; one fire escape; hand power. Estab. 1870.	7	8	15
<i>Note.</i> —Firm employs about 150 persons outside of factory.					
COLDEWE, G., & CO., mfrs. brick moulds and detail carpenter work, 827 to 831 Sixth Street. Three buildings—two 3-st. frame; one 1-st. frame; one boiler, one engine, 25 horse power. Estab. 1882.	10	10
COLUMBIA PUBLISHING CO. (German Weekly), publishers and printers. On third floor of 3-st. brick building. One outside stairway and lower roof adjoining. Estab. 1871.	7	7
CONRAD BROS., mfrs. leather. Commercial Street foot of Sherman. Two buildings—one 5-st. brick; one 2-st. brick; one iron fire escape; three boilers; one engine, 75 horse power. Estab. 1869.	80	80
Ordered an additional fire escape erected and alarm bell connections provided between engine					

Report of Inspection—Milwaukee, Continued.

ESTABLISHMENTS INSPECTED.	NUMBER OF EMPLOYEES.			Cost of new building improvements.	Cost of new machinery.
	Male.	Fem.	Total		
room and operating room. A fire December 27, 1890, destroyed plant, loss \$82,000.					
CONWAY CABINET CO., mfrs. hardwood mantels and fine cabinet work. Twentieth Street and St. Paul Avenue. Five buildings—two 2-st. frame; two 1-st. frame; one 1-st. brick; two boilers; one engine, 250 horse power. Estab. 1855.	187		187		\$200
Accident.—A workman lost one finger on circular saw.					
COOGAN, M. & CO., steam heating and ventilating. 128 Sycamore street. One 1-st. brick building; one boiler; one engine, 12 horse power. Estab. 1883.	10		10		
COOK & HYDE STONE CO., contractors and stone-cutters. Galena and Thirty-first Street. Two 1-st. frame buildings; one boiler; one engine, 10 horse power. Estab. 1853.	13		13	\$4,000	8,000
CORNILLIE BROS., mfrs. refrigerators, bank, office and school fixtures. Corner Washington and Barclay Streets. Five buildings—one 4-st. frame; two 3-st. frame; one 2-st. frame; one 1-st. brick; five escapes to lower adjoining roofs; one boiler; one engine, 25 horse power. Estab. 1868.	60		60		
CREAM CITY BREWING CO. 500 to 510 Thirteenth Street. Eight buildings—three 3-st. brick; one 3-st. frame; one 2-st. brick; two 2-st. frame; one 1-st. frame; two boilers; two engines, 145 horse power. Estab. 1879.	40	2	42		800
CREAM CITY BRICK CO., mfrs. dry, pressed and cream colored brick. Between Thirteenth and Fifteenth Streets and St. Paul Avenue. Two buildings—one 2-st. frame; one 1-st. frame; two boilers; two engines, 135 horse power. Estab. 1890.	70		70		1,500
Ordered belt and pulley of crusher in dry press building, boxed. This plant covers twenty-one acres. Capacity 8,000,000 brick annually.					
CREAM CITY CAN WORKS, mfrs. tin cans. 263 Reed Street. One 1-st. brick building, power furnished by Hirsch Bros., 6 horse power. Estab. 1891.	13		13		2,000
CREAM CITY CEMENT CO., mfrs. cement. Town of Milwaukee. Five buildings—one 2-st. frame; four 1-st. frame; two boilers; two engines, 110 horse power. Estab. 1879.	40		40		
Accident.—A workman was injured on elevator. Output for 1893 was 110,000 bbls.					
CREAM CITY FURNITURE CO., mfrs. furniture. 318 to 320 Milwaukee Street. Four buildings—one 6-st. brick; one 3-st. frame; two 1-st. frame; no fire escapes; one boiler; one engine, 65 horse power.	60		60		
CREAM CITY GLASS CO., mfrs. bottles. Lincoln Avenue. Seven buildings—one 2-st. frame; five 1-st. frame; one 1-st. brick; two boilers; one engine, 35 horse power. Estab. 1888.	250		250		
Ordered eighteen boys under fourteen years discharged.					
CREAM CITY HAT CO., mfrs. hats, caps, gloves and mittens. 336 to 338 Broadway. One 4-st. brick building; one fire escape; hand power. Estab. 1890.	15	9	24		

Report of Inspection—Milwaukee, Continued.

ESTABLISHMENTS INSPECTED.	NUMBER OF EMPLOYEES.			Cost of new building improvements.	Cost of new machinery.
	Male.	Fem.	Total		
CREAM CITY SASH & DOOR CO., mfrs. sash, doors, blinds, etc. Seventh Avenue and Pierce Street. Eight buildings—three 3-st. brick; three 2-st. brick; two 2-st. brick; buildings bridged at second and third floors; two boilers; three engines, 300 horse power. Estab. 1890. <i>Accident.</i> —A workman lost part of one finger on swing cut-off saw.	225	...	225	\$5,500	\$3,000
CREAM CITY LAUNDRY, THE. 133 Mason Street. One 1-st. brick building; one boiler; one engine, 8 horse power. Estab. 1885.	2	11	13
CREAM CITY WOVEN WIRE WORKS, mfrs. woven wire mattresses, spring beds, etc. 724 to 726 Canal Street. Three buildings—one 4-st. frame; two 1-st. frame; one boiler; one engine, 75 horse power. Estab. 1886. Ordered one fire escape erected.	60	60	1,500
CUDAHY BROS. CO., pork and beef packers. Cudahy, Milwaukee County. Five buildings—two 3-st. brick; two 2-st. brick; one 1-st. brick; sixteen boilers; two engines; two ice machines; 785 horse power. Estab. 1856. Ordered alarm bells provided on all elevators.	630	630	300,000	150,000
DAHINDEN & GALLASCH, mfrs. vinegar. 293 to 302 Milwaukee Street. One 3-st. brick building; one fire escape; two boilers; one engine, 30 horse power. Estab. 1886.	12	12
DAISY ROLLER MILLS, mfrs. flour. Foot of Washington Street. Four buildings—one 6-st. brick; one 2-st. frame; one 1-st. brick; one grain elevator; one fire escape; four boilers; one engine, 700 horse power. Estab. 1886.	50	50
DANIELSON, B. J., mfr. interior wood work and carpenter contractor. 875 to 881 Clinton street. Three buildings—one 2-st. frame; one 1-st. frame; one 1-st. brick; one boiler; one engine, 65 horse power. Estab. 1893. Ordered a guard placed on one rip saw. <i>Note.</i> —Firm employ about 60 additional men doing out-carpenter work.	15	15	5,000	10,000
DAVELAAR, MARTIN, m'r. cream colored brick. Kinnickinnic Avenue (city limits). Three 1-st. frame buildings; two boilers; two engines, 50 horse power. Estab. 1876.	40	40
DAVIS BROS. MANUFACTURING CO., mfrs. boilers, smoke stacks, etc. 576 Clinton Street. One 1-st. frame building; one boiler; one engine, 20 horse power. Estab. 1890.	40	40
DE LANGE, HENRY, mfr. packing boxes and planing mill. 720 to 724 Clinton Street. Two buildings—one 2-st. frame; one 1-st. frame; one boiler; one engine, 30 horse power. Estab. 1884. Ordered alarm bell connections provided between engine room and mill.	8	8
DEUGENTHER STEAM LAUNDRY CO., THE. 133 Mason Street. Basement and first floor of 2-st. brick building; one boiler; one engine, 15 horse power. Estab. 1880. Ordered gearing of steam mangle guarded.	5	27	32	325
DORSCH & SONS, mfrs. "Rock Island Plows." 207 to 211 Wells Street. Two buildings—one 3-st. brick; one					

COMMISSIONER OF LABOR STATISTICS.

85a

Report of Inspection—Milwaukee, Continued.

ESTABLISHMENTS INSPECTED.	NUMBER OF EMPLOYEES.			Cost of new building improvements.	Cost of new machinery.
	Male.	Fem.	Total		
2-st. brick; one boiler; one engine, 15 horse power. Estab. 1870.....	11	11
DUERR & ROHN, mfrs. "Yale" locks, alarm bells, etc. 444 East Water Street. Two buildings—one 1-st. brick; one 1-st. brick; one outside stairway; hand power. Estab. 1860.....	15	15
DUNK, JOHN, mfr. tanks, casks and jobbing work. 1016 Sherman Street. One 2-st. frame building; one boiler; one engine, 15 horse power. Estab. 1888.....	5	5
DUTCHER, J. A. & P. E., CO., mfrs. wrought iron and steel castings. 670 Kinnickinnic Avenue. Five buildings—one 4-st. brick; four 1-st. brick; one boiler; one engine, 50 horse power. Estab. 1888..... Upper floors not occupied.	15	15
DYER SADDLERY CO., mfrs. importers and dealers in saddlery and hardware. 321 to 323 East Water Street. One 4 st. brick building; one fire escape; hand power. Estab. 1847.....	10	10
EAGLE COFFEE AND SPICE MILL, (Sanders & Verplank, proprietors 336 to 340 Fourth Street. One 3 st. brick building; one boiler; one engine, 20 horse power. Estab. 1878.....	6	2	6
EAGLE FLOURING MILL, John B. A. Kern & Son, proprietors. Commerce Street. One 6 st and one 1-st. brick building; three iron fire escapes; four boilers; two engines, 800 horse power. Estab. 1846. Mill is equipped throughout with automatic water sprinklers and fire alarms. Capacity of mill is 2,000 bbls. every 24 hours.	54	54
EAGLE HORSE SHOE CO. South Milwaukee. Two 1-st. frame buildings; three boilers; two engines, 160 horse power Ordered fly wheels and crank of two engines guarded, also to guard pulley of train roller, and gears of bending machines. Note.—This concern moved here from New York.	60	60	\$8,000
EAGLE LYE WORKS, L. Mayers, prop. mfr. lye and potash. 28 to 32 Erie Street. One 3 st. and basement brick; one fire escape; one boiler; one engine, 10 horse power. Estab. 1874..... Ordered fly wheel of engine guarded.	6	12	18	800
EAGLE MANUFACTURING CO., THE, mfs. furniture. 622 to 624 Poplar Street Three buildings—one 2-st. frame; one 1-st brick; one 1 st. frame; one boiler; one engine, 30 horse power. Estab. 1887.....	18	18
ELMORE, R. P., CO., THE, coal merchants. Yard's 516 River Street, and 2d foot of Sixteenth Street; office corner East Water and Wisconsin Streets; three boilers; two engines, 180 horse power. Estab. 1886..	60	60
ENGER, KRESS CO., THE, mfrs. purses, ladies' satchels and pocket books. North Milwaukee. Two buildings—one 3-st. frame; one boiler; one engine, 25 horse power. Estab. 1886..... Ordered one fire escape erected and main door changed to swing outward	53	30	83	14,000	\$8,000
ENTERPRISE BOX & LUMBER CO., mfrs. packing boxes. Muskego Avenue and Canal Street. Four					

Report of Inspection—Milwaukee, Continued.

ESTABLISHMENTS INSPECTED.	NUMBER OF EMPLOYEES.			Cost of new building improvements.	Cost of new machinery.
	Male.	Fem.	Total		
buildings—two 2-st. frame; two 1-st brick; two boilers; one engine, 250 horse power. Estab. 1865 Ordered fly wheel in engine room guarded, and one boy under 14 years discharged.	53	53	\$3,500	\$1,500
ESCH, JOHN. & SON, mfrs. trucks and transfer wagons. 58 to 60 Second Street. Two buildings—one 3-st. frame; one 2-st. addition; hand power. Estab. 1846.....	7	7
ETTENHEIM & FROELICH, wholesale tobacconists. 322 East Water Street. One 2-st. brick building; hand power Ordered two girls under 14 years discharged.	2	22	24
EVENING WISCONSIN CO., THE, printing and publishing. Cor. Milwaukee and Michigan Streets. One 4-st. and basement brick building; one fire escape; two boilers; three engines, 115 horse power. Estab. 1847..... Ordered eight set screws on overhead shafting in press room capped.	138	12	150	7,000
EVERLY, J. M., printer. 298 Broadway. On first floor of 3-st brick building; one boiler; one engine, 4 horse power. Estab. 1881.....	11	11
EXCELSIOR LAUNDRY, 501 Cedar Street. One 2-st. and basement frame building; one boiler; one engine, 9 horse power. Estab. 1878 Accident.—Engineer had his fingers bruised in wash machine.	1	10	11
EXCELSIOR PUBLISHING CO., publish "Milwaukee Excelsior" and "La Crosse Patriot." 18 Mason Street. On third floor of 3-st. brick building; hand power. Estab. 1883 Note —Printing is done at "Germania" office.	9	9
FAIST, KRAUS & CO. (Duluth Roller Mills), mfrs flour and feed. 70 to 80 South Water Streets. Four buildings—two 5-st. frame; two 1-st. frame; one 1-st brick; one fire escape; five boilers; two engines, 420 horse power. Estab. 1876. Output for 189: was 509,359 bbls. flour.	55	55	25,000
FALK, H. H., MANUFACTURING CO, die forging and blacksmithing. Pierce Street (western city limits). One 1-st brick building; one boiler; one engine, 22 horse power. Estab. 1894.....	12	12	2,000
FERGE & KEIPPER CO., mfrs. exterior and interior wood work. 527 to 529 Park Street. Four buildings—one 3-st. brick; two 1-st. frame; one 1-st. brick; one fire escape; two boilers; one engine, 100 horse power. Estab. 1888 Ordered one boy of 13 years discharged. Accident.—A boy of 14 years had his hand badly cut on a circular saw.	90	90	2,500
FERNEKES, J., CO, mfrs. confectionery. 348 East Water Street. One 1-st. brick building, hand power. Estab. 1867 Ordered one fire escape erected and one boy and one girl under 14 years discharged. Note —A fire in October, 1892, destroyed plant; loss on stock, \$42,000; on building, \$25,000.	15	20	35
FETTE & MEYER, coal and wood merchants. 513 River Street. Two 1-st. frame buildings; one boiler; one engine, 10 horse power. Estab. 1888.....	13	13

Report of Inspection—Milwaukee, Continued.

ESTABLISHMENTS INSPECTED.	NUMBER OF EMPLOYEES.			Cost of new building improvements.	Cost of new machinery.
	Male.	Fem.	Total		
FIELD, J. E., PATERN WORKS, THE. 258 to 260 Lake Street. On second floor of 2 st. brick building; 5 horse power furnished by Lutter & Gies. Estab. 1892.....	10	10	\$1,500
FILER & STOWELL CO., THE, mfrs. steam engines, flour and saw mill machinery. Becher and Ziemer Streets. Six buildings—one 4-st. brick; one 3-st. brick; three 1-st. brick; one 1-st. frame; two boilers; one engine, 200 horse power. Estab. 1867. Ordered alarm bell connections provided between engineers' and operatives' rooms. <i>Accident.</i> —A man operating a lathe, was caught by a set screw, tearing the flesh from his hand.	300	300	\$26,000	30,000
FINCH & PFEIFFER, machin'ists. 249-251 Lake Street. On first floor of 3-st. brick building; one boiler; one engine, 10 horse power. Estab. 1891.....	8	...	8	3,000
FINKNER, H., mfr. wagons and blacksmithing. 45 Second Street. one 2 st. brick building; hand power. Estab. 1883	5	5
FISCHBECK, D., & SON mfrs. saddlery. 82 to 84 West Water Street. One 4-st. brick building; one fire escape; one engine, 10 horse power. Estab. 1864... <i>Note.</i> —Since inspection firm has gone out of business.	75	43	118
FIXTER, JOSEPH, mfr. cooperage. Cor. Second and Cherry Streets. Two buildings—one 2-st. frame; one 1-st. frame; hand power. Estab. 1857	73	73
FLINT, J. G. Jr., mfr. cut tobacco. 114 to 116 West Water Street. One 4-st. brick building; one boiler; one engine, 40 horse power. Estab. 1870	35	15	50
FLINT, J. G. (Star Coffee and Spice Mills). 110 to 112 West Water Street. One 4-st. brick building; one boiler; one engine, 50 horse power. Estab. 1853..... Condemned elevator cable.	21	21
FRANK, L., & SON, PACKING CO., packers and jobbers of provisions 644 to 650 Market Street. Two buildings—one 3-st. brick; one 2 st. brick; two boilers; one engine, 70 horse power. Estab. 1860	50	50	15,000
Ordered two boys under 14 years discharged.					
FREIDENKER PUBLISHING CO. 470 East Water Street. One 4-st. brick building. Estab. 1871.....	8	8
FRIEDLANDER, M., mfr. woolen mittens 431 Chestnut Street. One 3-st. brick building; one fire escape; one dynamo engine, 3 horse power. Estab. 1888..... Condemned fire escape and ordered a new one erected on front of building.	95	95	700
FRIEND BROS. CLOTHING CO. 358 to 364 Broadway. One 5-st. brick building; two iron fire escapes; one boiler; one engine, 6 horse power. Estab. 1847..... <i>Note.</i> —Tailoring is done by shop tailors at home, several hundred being employed. A fire in March, 1893, damaged stock to the extent of \$39,884, and building about \$1,000.	64	4	68
FROEDTERT BROS. GRAIN AND MALTING CO. Cor. Seventh and Cherry Streets. Three buildings—one 4-st. brick; one 2-st. brick; one 1-st. frame; one boiler; one engine, 20 horse power. Estab. 1885	7	7
<i>Note.</i> —At time of inspection, foundation was laid for a 5-st. kiln					

Report of Inspection—Milwaukee, Continued.

ESTABLISHMENTS INSPECTED.	NUMBER OF EMPLOYEES.			Cost of new building improvements.	Cost of new machinery.
	Male.	Fem.	Total		
FULLER-WARREN CO., THE, mfrs. stoves, ranges and furnaces, Cor. Wright and Thirty-second Street. Seven buildings—one 3-st. brick; three 1-st. brick; three 1-st. frame; two boilers; one engine, 250 horse power. Estab. 1890.	500	2	502	\$1,500
Ordered alarm bell connections provided between engineers' and operating rooms. <i>Accident</i> .—A man was caught on shaft and instantly killed, in mill department, he tried to sew an overhead belt while standing on a ladder, his blouse was caught between the belt and shafting winding him around shaft, resulting in his death.					
GALLAND-HENNING PNEUMATIC MALTING DRUM MFG. CO., THE, Corner South Water and Virginia Streets. Office, 80 South Water Street. One 1-st. frame building; one engine, 15 horse power; furnished by The Kraus-Merkel Malting Co. Estab. 1890.	65	65	1,200
<i>Accident</i> .—A workman had his big toe crushed under malting drum.					
GALLUN, A. F. & SON (Empire Tannery). 975 to 1031 North Water Street. Nine buildings—three 3-st. brick; one 3-st. frame; two 2-st. brick; two 1-st. brick; one 1-st. frame; one fire escape; eight boilers; two engines; 250 horse power. Estab. 1876.	270	12	282	\$300.00	10,000
Ordered a girl under 14 years discharged. <i>Accident</i> .—A workman had his arm badly crushed in gears of bark cutter.					
GALLUN, HENRY, mfr. harness and wax leather 498 to 506 Commerce Street. Three buildings—one 2-st. and basement brick; one 2-st. and basement frame; one 1-st. frame; three boilers; one engine, 45 horse power. Estab. 1873.	21	21	500
GEM HAMMOCK AND FLY-NET CO. 181 to 188 Hanover Street. One 5-st. and basement brick building; one fire e-scape; one boiler; one engine, 40 horse power. Estab. 1888.	25	100	125	28,600	6,300
December 25th, 1892, plant was destroyed by fire, estimated loss about \$67,000. <i>Note</i> .—Firm employ about 150 persons who work at home.					
GEM MILLING CO., mfrs. flour. North Water and Krapp Streets. Three buildings—one 4-st. frame; one 3-st. frame; one 1-st. brick; three boilers; one engine, 300 horse power. Estab. 1881.	14	14
Ordered alarm bell communications provided. <i>Note</i> .—None regularly employed on upper floors.					
GEORGE & HEYER, mfrs. parlor goods and lounges. 144 West Water Street. One 4 st. brick building; one fire escape; hand power. Estab. 1879.	55	55
Ordered steps placed on stairways leading to third and fourth floors.					
GERLACH, WM. & CO. malsters. Corner Eighth and Prairie Streets. Eight buildings—one 5-st. frame; one 4 st. frame; two 4-st. brick; one 2-st. brick; two 1 st. brick; one 1-st. frame; two fire escapes and bridge; four boilers; one engine, 123 horse power. Estab. 1848.	32	32
GERMANIA PUBLISHING CO., German daily and weekly newspaper. 286 to 288 West Water Street. One 4-st. and basement brick building; one iron fire escape; two boilers; one engine, 80 horse power. Estab. 1864.	80	26	106
Ordered two boys under 14 years discharged.					
GETTLEMAN, A., BREWING CO. State Street (western city limits.) Ten buildings—one 3-st. stone;					

Report of Inspection—Milwaukee, Continued.

ESTABLISHMENTS INSPECTED.	NUMBER OF EMPLOYEES.			Cost of new building improvements.	Cost of new machinery.
	Male.	Fem.	Total		
one 3-st. brick; one 2-st. brick; one 2 st. frame; three 1-st. brick; three 1-st. frame; four boilers; one engine, 34 horse power. Estab. 1854	34	34	\$5,000	
Output for 1893 was 37,000 bbls. <i>Note.</i> —None regularly employed on upper floors.					
GEUDER & PAESCHKE MFG. CO, mfrs. plain and galvanized tin ware goods. Cor. St. Paul Avenue and Fifteenth Street. Four buildings—one 4 st. and basement brick with a 4 st. addition; one 2 st. frame; two 1-st brick; three iron fire escapes; two boilers; one engine, 60 horse power. Estab. 1882.....	251	69	323	7,000	\$300
<i>Accident.</i> —A man lost four fingers in a driving press; a boy lost three fingers on stamping press. <i>Note.</i> —Firm carry insurance for employes. Automatic water sprinklers are conveniently located and firm has a private fire department.					
GOELZ, JOHN P., & CO., mfrs. cigars. 295 to 299 West Water Street. One 3-st. brick building; one iron fire escape; hand power. Estab. 1869.....	29	5	34	
<i>Note.</i> —At time of inspection men were on strike, they refused to work with non-union men and demanded an increase in wages, which was granted by the firm.					
GOERRES, PHILLIPP, BARREL WORKS, mfrs. beer barrels. 1819 to 1831 Vliet Street. Two buildings—one 2-st frame; one 1-st. frame; hand power. Estab. 1887.....	32	32	
GOTTSCALK BROTHERS, manufacturing clothiers. 248 to 252 West Water Street. On third floor of 4-st. brick building; one fire escape; hand power. Estab. 1891.....	35	50	85	
GRAF & BAUERLEIN, mfrs. cigars. 417 to 425 Seventh Street. One 3 st. and basement brick building; one boiler for heating; hand power. Estab. 1859. Condition of plant is very good.	217	138	355	42,000	
GRANT MARBLE CO., mfrs. and wholesale dealers in marble and granite. 51 to 59 Fourth Street. Three buildings—one 5-st brick; two 2-st. brick; two fire escapes; three boilers; one engine, 250 horse power. Estab. 1871	114	1	115	
<i>Note.</i> —The upper floors of building are used as a shoe factory.					
GREAT WESTERN KNITTING CO., mfrs. hand made worsted hoods, leggings, mittens, etc. 310 Broadway. On second and third floors of 3-st. brick building; hand power. Estab. 1881.....	10	10	
<i>Note.</i> —Firm employ about 300 persons at home.					
GREDE, GEORGE. & BROTHER, mfrs. carriages, sleighs and wagons. 248 to 258 Reed Street. Three buildings—two 2-st. frame; one 1-st. frame; hand power. Estab. 1881.....	15	15	
GREENSLADE FOUNDRY CO. Architectural iron works. Jackson Street and Corcoran Avenue. One 2-st. and one 1-st. brick building; one boiler; one engine, 50 horse power Estab. 1880	40	40	
<i>Accident.</i> —A workman had his foot crushed while moulding kallimus. <i>Note.</i> —The old plant was destroyed by fire October 28, 1823, loss \$10,000. Since rebuilt and in good condition.					
GREVE LITHOGRAPHING CO. 342 to 346 Broadway. On third floor of 4-st brick building; one fire escape; one motor; 6 horse power. Estab. 1892	17	17	10,000
Condemned cable of elevator. <i>Note.</i> —King, Fowle & Co., in same building were also notified.					

Report of Inspection—Milwaukee, Continued.

ESTABLISHMENTS INSPECTED.	NUMBER OF EMPLOYEES.			Cost of new building improvements.	Cost of new machinery.
	Male.	Fem.	Total		
GROSS, FRED C., BROS. CO., THE, slaughterers and wholesale meat dealers. Muskego Avenue. Two buildings—one 2-st frame; one 1 st. frame; one boiler; one engine, 10 horse power. Estab 1882	15	15
Output for 1892 was 6,113 cattle; 1,060 hogs; 2,366 sheep and 1,638 calves.					
GROSS, J., & SONS, coat and wood yard. First Avenue, near Sixth Street bridge One 1 st. building and large coal shed; one boiler; one engine, 40 horse power. Estab. 1886.....	25	25
GROSS, L. wholesale millinery. 382 to 384 Broadway. One 4-st. brick building; one fire escape; hand power. Estab. 1870	9	12	21
Note.—Formerly P. A. Gross & Co.					
GROSS, LEAPOLD, ESTATE, mfrs. soap. 953 to 963 North Water Street. One 2-st. frame building; two boiler; one engine, 15 h-rse power. Estab. 1867. ...	29	6	35
Note.—Formerly Gross Brothers.					
GRUHL SASH & DOOR CO. 142 to 148 Stewart Street. Four buildings—one 3-st. frame; two 2-st. frame; one 1-st. brick; buildings bridged; two boilers; one engine, 140 horse power. Estab. 1885	45	45	\$1,000	\$2,000
Ordered alarm bell communications provided; also drive belt of matcher boxed. Accident.—A man and a 15 year old boy were killed by large doors falling on them; one man lost three fingers on a chamber cutting machine.					
GUGLER, H.Y., CO., printers and lithographers. 216 to 220 Third street. On first and second floor of Riverside Printing Co's. 4-st. brick building; two iron fire escapes, 15 horse power. Estab. 1863.....	32	32	18,000
Ordered projecting keys on fly wheel of three large presses capped.					
GUGLER LITHOGRAPHIC CO., THE. 292 East Water Street. One 4-st. and basement brick building; two iron fire escapes; one boiler; one engine, 45 horse power. Estab. 1878.....	82	6	88	6,500
GUETZKOW BROTHERS CO., mfrs. interior wood work. Canal Street. Three buildings—one 3-st. frame; one 2-st. frame; one 1-st. brick; two boilers; two engines, 130 horse power. Estab. 1891.....	46	46	8,000	19,219
Ordered guard placed on opening of elevator shaft; belting running sand paper machine boxed; and crank of engine guarded.					
GUMZ, R., & CO., slaughterers and wholesale meat dealers. Muskego Avenue. Two 2-st. frame buildings; three boilers; three engines, 120 horse power. Estab 1870	75	75
Output for last year 14,128 cattle; 13,401 calves; 10,511 sheep and 6,730 hogs.					
HAASE, CHAS. F., COAL CO., coal and wood yards. 687 to 703 North Water Street. One 2 st. frame building; one boiler; one engine, 10 horse power. Estab. 1877	15	15
HACK & ALTEN (Chemical Steam Dye Works). 134 Clinton Street. Three buildings—one 2½ st. frame; two 1-st. frame; one boiler; one engine, 10 horse power. Estab. 1882.....	5	2	7	400
HADLEY, R. C., electro and stereotype, engraver, etc. 130 Second Street. Factory on second floor of 3-st. brick building; one boiler; one engine, 7 horse power. Estab 1892.....	12	12	5,000

Report of Inspection—Milwaukee, Continued.

ESTABLISHMENTS INSPECTED.	NUMBER OF EMPLOYEES.			Cost of new building improvements.	Cost of new machinery.
	Male.	Fem.	Total		
HANNAN, A., & SON, mfrs. wagons and carriages. 96 to 100 Sixth Street. Two buildings—one 2-st. brick; one 1-st. frame; one boiler; one engine, 20 horse power. Estab. 1867 <i>Accident</i> —Engineer had fingers crushed under crosshead of engine.	15	15
HANSEN'S EMPIRE FUR FACTORY, mfr. fur clothing. 373 to 377 East Water Street. One 5-st. brick building; one fire escape; one gas engine; 4 horse power. Estab. 1862	25	40	65
HANSEN HOP & MALT CO., THE, malsters. South Bay Street (Seventeenth ward). Four buildings—one 8 st. brick; two 1 st. brick; one grain elevator; two fire escapes and bridge from elevator to malt house; two boilers; two engines, 250 horse power. Estab. 1886 This is a new plant, completed but a short time ago; the interior and exterior conditions are first-class. The old plant on Johnson Street was destroyed during the Third ward fire Oct. 28, 1892, the estimated loss on buildings and machinery was \$150,000, on stock \$175,000.	36	36
HARRIS, W. L. & CO., mfrs. clothing. 348 to 350 Broadway. One 4-st. brick building; hand power. Estab. 1886	12	12
HATCH, CUTLERY CO., mfrs. scissors and shears. South Milwaukee. Two buildings—one 2 st. brick; one 1-st. brick; two boilers; one engine, 150 horse power. Estab. 1892	95	5	100	\$25,000	\$23,000
HATCH, J. B., & CO, mfrs. mattresses and spring beds. 317 Mineral Street. Two buildings—one 2-st. frame; one 1-st. frame; one boiler; one engine; 50 horse power. Estab. 18-3.	40	40
HAYS, GEORGE, mfr. packing boxes, extension ladders, etc. 228 to 230 Fourth Street Two buildings—one 2 st. frame; one 1-st. brick; one boiler; one engine; 20 horse power. Estab. 1865 Ordered saw guards kept in general use.	12	12
HECHT & ZUMMACH, mfrs. mixed paint, putty, white lead, etc. 288 to 285 West Water Street. One 4-st. brick building; one fire escape; one boiler; one engine; 18 horse power. Estab. 1875.	14	14
HEINL, JOSEPH, & SONS, mfrs. wagons and carriages. 717 to 727 North Water Street. Four buildings—one 2-st. brick; two 2 st. frame; one 1 st. frame one boiler; one engine; 35 horse power. Estab. 1867. Ordered a guard placed on one rip saw.	26	26	1,200	3,000
HEINEMANN, GEORGE H., mfr. fur coats. Corner Broadway and Huron Streets. One 4-st. brick building; one fire escape; one motor; 2½ horse power. Estab. 18-8.	18	6	24	200
HEIMANN, M., & CO., mfrs. artificial flowers and millinery. 423 to 429 Broadway. One 4-st. brick building; one fire escape; hand power. Estab. 1857.	7	91	93
HELFAER GLOVE MANUFACTURING CO. 248 to 252 West Water Street. One 4 st. brick building; one fire escape; one motor; 2½ horse power. Estab. 1890	40	35	75

Report of Inspection—Milwaukee, Continued.

ESTABLISHMENTS INSPECTED.	NUMBER OF EMPLOYEES.			Cost of new building improvements.	Cost of new machinery.
	Male.	Fem.	Total		
HELLER, AARONS, & CO., mfrs. clothing. 319 East Water Street. One 4-st. brick building; one fire escape; hand power. Estab. 1885.....	10	10
<i>Note.</i> —From 150 to 200 tailors employed by the firm outside the factory.					
HENES, L., JR., & CO., coal merchants. Canal and Dock Streets. Two 1-st. frame buildings; two boilers; one engine, 30 horse power. Estab. 1876.....	20	20
HENNECKE, C., & CO., mfrs. wire goods, vases, etc. 162 to 164 West Water Street. One 4-st. brick building; one iron fire escape; one motor, 2 horse power. Estab. 1865.....	57	3	60
Ordered one boy under 14 years discharged. A boy 12 years of age was instantly killed, being caught between the floor and the elevator.					
HENSCHEL, C. B., MANUFACTURING CO., mfrs. cigar boxes. 317 to 321 Mineral Street. One 2-st. frame building; one boiler; one engine, 25 horse power. Estab. 1882.....	36	68	104
Ordered one girl under 14 years discharged.					
HEROLD, DER, German daily and weekly. 431 to 435 Broadway. One 4-st. brick building; two boilers; one engine, 30 horse power. Estab. 1861.....	116	1	117
Ordered one fire escape erected.					
HIRSCH BROS., mfrs. agricultural implements. 267 to 271 Reed Street. Four buildings—one 3-st. brick; two 1-st. frame; one 1-st. brick; one boiler; one engine, 10 horse power. Estab. 1880.....	15	15
HOEGER, J. B., & SONS, mfrs. blank books. 369 to 371 East Water Street. One 4-st. brick building; one fire escape; hand power. Estab. 1847.....	8	2	10
HOFFMANN BROS. CO., mfrs. brass finishings and castings. 413 to 415 East Water Street. One 3-st. brick building; one electric motor; 10 horse power. Estab. 1889.....	6	6
HOFFMAN & BAUER, tin, copper and sheet iron workers. 144 to 146 Clinton Street. Two buildings—one 2-st. brick; one 1-st. brick. Estab. 1878.....	20	20
HOFFMAN & BILLINGS MANUFACTURING CO., mfrs. steam and gas engines, plumbers' and brewers' supplies, 178 to 200 Becher Street. Seven buildings—one 7-st. brick; one 3-st. brick; one 2-st. frame; three 1-st. brick; one 1-st. frame; two iron fire escapes; two boilers; one engine, 150 horse power. Estab. 1885.....	365	35	400	\$1,200	\$25,000
<i>Accident.</i> —A workman had his foot burned while casting in the foundry, another was injured by being struck by the elevator. Since my former inspection a system of suction fans has been put in which gives perfect satisfaction.					
HOFFMANN & BILLINGS MANUFACTURING CO., 141 to 147 West Water Street. Two buildings—one 2-st. brick; one 1-st. brick; one boiler; one engine, 20 horse power. Estab. 1855.....	54	54
HOFFMANN & BILLINGS MANUFACTURING CO., iron and brass founders. 606 to 622 Cedar Street. Five buildings—one 2-st. brick; three 1-st. brick; one 1-st. frame; one boiler; one engine, 75 horse power. Estab. 1893.....	43	43	6,000	20,000

Report of Inspection—Milwaukee, Continued.

ESTABLISHMENTS INSPECTED.	NUMBER OF EMPLOYEES.			Cost of new building improvements.	Cost of new machinery.
	Male.	Fem.	Total		
HOFFMANN, JOHN & CO, mfrs., sausages, 501 to 507 River street. One 3-st. frame and brick; one boiler; one engine, 30 horse power. Etab. 1876	40	40
HOUTCAMP & CANNON, printers, 372 to 376 Milwaukee street. On second floor of 4-st. brick building; one fire escape; one boiler; one engine, 10 horse power. Etab. 1857	11	11
HUNT, C. M. CO., THE, mfrs. parlor furniture, North Milwaukee. Two buildings—one 3-st. brick; one 1-st. brick; two outside stairways; two boilers; one engine 250 horse power. Etab. 1891	25	35	\$35,000	\$30,000
Ordered fly wheel in engine room guarded, also set screws on main shafting covered.					
HUSTING, E. L. mfr. weiss beer and soda water. Cor. Fifth and Vliet streets. Three buildings—one 2-st. brick; two 1-st. frame; hand power. Etab. 1877	15	15
ILLINOIS LEATHER CO., mfrs. plastering hair. Canal Street. Two buildings—one 2-st. frame; one 1-st. brick; one boiler; one engine, 25 horse power. Etab. 1866	12	12
ILLINOIS STEEL CO, mfrs. fish plates, steel and iron rails, merchant and bar iron, iron and steel nails, etc. Seventeenth Ward, bay View Station. Thirty-seven buildings—one 2-st. frame; fifteen 1-st. brick; eleven 1-st. frame; fifty-four boilers; nineteen engines, 3,560 horse power. Etab. 1888	1147	1147
Accidents.—In 1892, in addition to a number of minor accidents, one man broke his arm, each of three workman broke his leg; one was struck on the head by a brick and two had toes smashed. In 1892, three men had their faces and bodies burned one fell in wheel pit and one was pulled off the rail side by a sliver catching in his apron. In all cases, the firm paid the men a sum of money in lieu of wages, also their medical attendance; and, in some cases, they were supplied with groceries and clothing and were provided with work as soon as able to go back.					
IVERSEN, J. C. CO., mfrs. picture frames and dealers in mouldings, mirrors and mantels. One 4-st. and basement brick building; one motor, 3 horse power. Etab. 1867	35	35
August 6, 1893, a fire caused a loss of about \$106,000, principally in stock. Note.—Since inspection, firm has reported as doing no business.					
JACOBS, B. A. & SONS, mfrs. barrels. Cor. Nineteenth Street and St. Paul Ave. Three buildings—one 3-st. frame; one 1-st. frame; one 1-st. brick; one boiler; one engine, 35 horse power. Etab. 1883	45	45	14,000	11,000
Accident.—The foreman broke his leg falling over some obstacle, while superintending building of a new factory.					
JALASS, HENRY V. planing mill and mfr. packing boxes. 1018 to 1024 St. Paul Ave. Two buildings—one 2-st. frame; one 2-st. brick; one boiler, one engine, 40 horse power. Etab. 1866	5	5
JEWETT & SHERMAN CO., coffee and spice mills and mfrs. baking powder. 189 to 191 Broadway. One 4-st. brick building—two fire escapes, one boiler, one engine, 40 horse power. Etab. 1868	24	13	37
Note.—The first and second floor is occupied by					

Report of Inspection—Milwaukee, Continued.

ESTABLISHMENTS INSPECTED.	NUMBER OF EMPLOYEES.			Cost of new building improvements.	Cost of new machinery.
	Male.	Fem.	Total		
Earnest A. Smith, dealer in tea and tobacco, employs 2 hands.					
JOHN B. J. & CO., mfrs. soap. Cor. Fourth and Fowler Streets. One 5-st. and basement brick building; one fire escape; one boiler; one engine, 50 horse power. Estab. 1864. Ordered an additional fire escape erected; and two new cables placed in elevator.	27	9	36
JOHNSON ELECTRIC SERVICE CO., mfrs. electric machinery, heating regulating apparatuses, etc. 120 to 122 Sycamore Street. One 6-st. and basement brick building; one iron fire escape; steam furnished by Plankinton Hotel; one engine, 40 horse power. Estab. 1883. Condition of plant is very good.	75	75	\$40,000	\$10,000
JOHNSTON-FURLONG CO., THE, confectioners and bakers. 497 to 501 Broadway. One 2-st. brick building; two boilers; one engine, 20 horse power. Estab. 1892. <i>Note.</i> —This plant was formerly the Milwaukee Cracker and Candy Co.	22	18	40	1,200
JONES, R. L. CO., (Limited), Milwaukee Galvanized Iron Works, mfrs. plain and ornamental iron work. 51 to 53 Third Street. One 2-st. and basement brick building; hand power. Estab. 1869.	12	12
JOURNAL CO., THE, printing and publishing. Cor. Michigan and Milwaukee Streets. One 7-st. brick building; one fire escape; steam furnished by Montgomery building; one engine, 42 horse power. Estab. 1883. <i>Note.</i> —Firm use type setting machines.	51	2	53	21,000
JOYS BROTHERS & CO., ship chandlers and sail makers. 205 East Water Streets. One 4-st. brick building; one fire escape; one gas engine, 4 horse power. Estab. 1843.	12	8	20
JUNGBLUT JOHN, mfr. tools. 124 Second Street. One 1-st. brick building; one boiler; one engine, 12 horse power. Estab. 1869.	5	5
JUPITER MILLS, B. STERN & SON, mfrs. flour. Cor. Cherry and Commerce Streets. Three buildings—one 5-st. brick; one 5 st frame sheet iron veneered; one 1-st. brick; three iron fire escapes; two boilers; one engine, 500 horse power. Estab. 1883.	49	49	500	7,000
KALAMAZOO KNITTING CO., mfrs. seamless hosiery, gloves, mittens and lumbermen's supplies. Cor. Fourth and Fowler Streets. One 5-st. and basement brick building; two iron fire escapes; two boilers, 45 horse power furnished by Grant, Bressee & Co; Estab. 1882. Ordered five children under 14 years of age discharged.	52	321	373	2,000
KATZENSTEIN E. & CO., mfrs. clothing. 338 to 340 East Water Street. One 4-st. and basement brick building; one fire escape; hand power. Estab. 1880. <i>Note.</i> —Only cutters are employed in this building, work is given out to shop tailors, who employ about 300 hands.	8	8
KEMPSMITH MACHINE TOOL CO., mfrs. iron and brass working machinery. Cor. Linus and Wood-					

Report of Inspection - Milwaukee, Continued.

ESTABLISHMENTS INSPECTED.	NUMBER OF EMPLOYEES.			Cost of new building improvements.	Cost of new machinery.
	Male.	Fem.	Total		
ward Streets. One 2-st. and one 1-st. brick building; one boiler; one engine, 40 horse power. Estab. 1888. Accident.—A workman lost part of his thumb on a lathe.	25	25	\$8,000	\$25,000
KEOGH EDWARD, printer. 386 to 388 Broadway. One 4 st. brick building, occupies second and third floors; one gas engine, 10 horse power. Estab. 1807. Ordered one fire escape erected. E. Mariner, owner of building.	40	3	43	5,000
KETTER FRED, mfr. beer barrels. 317 Sherman Street. Two buildings—one 2 st. brick; one 1 st. frame; hand power. Estab. 1876.	27	27
KIECKHEFER BROS., CO. mfrs. galvanized and sheet iron goods, tin ware etc. St. Paul Avenue between Ninth and Tenth Streets. Seven buildings—three 5-st. brick; one 3-st. brick; three 1-st. brick; three fire escapes and buildings brided; two boilers; two engines, 200 horse power. Estab. 1880. Ordered gates instead of bars, placed in front of elevator openings on every floor. Note.—extensive buildings are now in course of construction. Accident.—A boy lost part of three fingers on power press. Firm carry accident insurance for the benefit of their employes.	424	149	573	50,000	25,000
KIECKHEFER, ELEVATOR MANUFACTURING CO., mfrs. passenger and freight elevators. Cor. Twelfth Street and St. Paul Avenue. One 3-st. and one 2-st. brick building; one boiler; one engine, 45 horse power. Estab. 1874.	50	50	16,000	12,000
KINDLING LOUIS & CO., mfrs. cigars. 290 East Water Street. One 3 st. brick building; hand power. Estab. 1872. Ordered two girls under 14 years discharged.	30	36	66
KING, FOWLE & CO., printing, binding and engraving. 342 to 346 Broadway. One 4-st. and basement brick building; one iron fire escape; one boiler; one engine, 24 horse power. Estab 1837. Condemned cable on the elevator. Note.—This building is also occupied by M. Katz Art Process Engraving Co., (6 employes); "The Domacnost," Bohemian weekly newspaper (5 employes), "Young Churchman" weekly paper (4 hands). The printing for these concerns is done by King, Fowle & Co.	43	2	45	2,000
KIPP BROTHERS, mfrs. mattresses, spring beds, etc. 206 to 220 South Water Street. Three buildings—one 3-st. brick; one 2-st. and basement brick; one 1-st. brick; two fire escapes; two boilers; one engine, 123 horse power. Estab. 1881.	26	14	40
KIPP B. A. & CO., mfrs upholstered goods. North Milwaukee. Four buildings—one 4-st. and basement brick; two 1-st. frame; one boiler; hand power. Estab. 1892. Note.—This firm was formerly known as Bub & Kipp, at 317 to 319 Milwaukee Street. Fire.—Oct. 1892 the factory and stock was destroyed by fire. loss \$5,000.	34	34	45,000	5,000
KLUG, BACKES & STOLL, brass founders and finishers. 525 Cedar Street. One 1-st. frame building; one boiler; one engine, 8 horse power. Estab. 1893.	13	13	2,300
KNAUBER J. LITHOGRAPHING CO., THE. 318 to 322 Cedar Street. One 3-st. and basement brick building; electric motor, 6 horse power. Estab. 1867.	45	5	50

Report of Inspection—Milwaukee, Continued.

ESTABLISHMENTS INSPECTED.	NUMBER OF EMPLOYES.			Cost of new building improvements.	Cost of new machinery.
	Male.	Fem.	Total		
KNEBEL A. P., mfr. upholster goods. 266 to 368 Reed Street. One 3-st. brick building, hand power. Estab. 1890	30	30
<i>Note.</i> —A fire Nov. 17, 1892, caused a loss of about \$16,000					
KRAUS, F., & CO., grain elevator. Reed Street. Two buildings—one 130 feet high elevator; one 1-st. brick; one fire escape; one boiler; two engines, 250 horse power. Estab. 1891	24	24	\$8,000
<i>Accident.</i> —A workman had his arm broken in a pulley.					
KRAUS-MERKEL MALTING CO., South Water Street. Nine buildings—three malt houses; one 6-st. brick, one 5-st. brick, one 3-st. brick and 7-st. kiln connected; one 125 feet, one 115 feet and one 90 feet elevator; two 1-st. frame; three fire escapes; eight boilers; three engines, 400 horse power. Estab. 1881	50	50	55,000	\$123,000
Output for 1892 was 1,500,000 bbls.					
KRETSCHMAR CO., THE, pork and beef packing. 280 to 282 Lake Street. Three buildings—two 3-st. brick; one 1-st. frame; two fire escapes; one boiler; one engine, 40 horse power. Estab. 1852	12	12
KUEHN F. BOOT AND SHOE CO. 637 Prairie Street. One 2-st. frame building; one boiler; one engine, 2 horse power. Estab. 1877	35	19	54
LAMP & MILLER MANUFACTURING CO., THE, mfrs. brass goods for brewers, plumbers and steam fitters. 511 Cedar Street. One 2-st. and basement brick building; one boiler; one engine, 15 horse power. Estab. 1869	22	22
<i>Note.</i> —A fire in 1891, caused a loss of \$9,500.					
LANGE & LEIHAMMER MANUFACTURING CO., mfrs. saloon store and office fixtures. 718 to 720 Poplar Street. Four buildings—one 3-st. frame; two 2-st. frame; one 1-st. frame; two outside stairways; one boiler; one engine, 35 horse power. Estab. 1893	25	25	800	1,900
Ordered counter shaft and pulleys of hand and scroll saw, guarded.					
LANGENBERGER JOHN, mfg. contractor and builder. 319 Wells Street. Three buildings—one 2-st. frame; two 1-st. brick; one boiler; one engine, 70 horse power. Estab. 1864	25	25
Ordered guards placed on two rip saws and alarm bell connections provided between engines and operatives					
LAVERREZ CHAS. & CO., mfrs. paper boxes. 306 to 308 Broadway. Office and factory on second and third floors of 3-st. brick building; one outside stairway; one boiler; one engine, 10 horse power. Estab. 1850	5	30	35	800
LAYTON & CO., p rk and beef packers. Muskego Avenue. Eleven buildings—one 3-st. brick; three 2-st. brick, one 2 st. frame; one 1-st. brick; five 1-st. frame; two boilers; one engine 70 horse power. Estab. 1842	80	80
LEIDERSDORF B. & CO., mfrs. cut tobacco. 271 to 299 South Water Street. Factory on first and second floor of 4-st. brick building; three boilers; one engine, 125 horse power. Estab. 1858	45	80	125
<i>Note.</i> —A fire Oct. 28th 1892, caused a loss of \$150,000.					

Report of Inspection—Milwaukee, Continued.

ESTABLISHMENTS INSPECTED.	NUMBER OF EMPLOYEES.			Cost of new building improvements.	Cost of new machinery.
	Male.	Fem.	Total		
LIEBSCHER LOUIS & SONS, malsters. 189 to 193 Sherman Street. Two buildings—one 3-st. brick; one 3-st. frame; one boiler; one engine, 30 horse power. Estab. 1877.	9		9		
LINDEMANN A. J. & HOVERSON CO., mfrs. stoves and sheet metal goods. 198 Hanover Street. One 5-st. brick building; one fire escape; one boiler; one engine, 30 horse power. Estab. 1892.	150		150	\$30,000	\$13,000
LINDEMANN, J. P. & SONS, mfrs. tin ware, sheet iron goods, etc. 897 to 901 St. Paul Avenue. One 4-st. frame building; one iron fire escape; one roof escape; one boiler; one engine, 35 horse power. Estab. 1878. This firm requires a certificate from parents in regard to age before giving employment to children.	62	27	89		
LOEFFELHOLZ A. & CO., mfrs. brass furnishing goods, 170 to 174 Clinton Street. Three buildings—one 3-st. brick; one 2-st. brick; one 1-st. brick; one boiler; one engine, 25 horse power. Estab. 1867.	45		45		12,000
LOEWENBACH B. & SONS, mfrs. shipping books, binders and printers. 314 to 316 East Water Street. Factory on first and second floors of 4-st. brick building; one fire escape; one boiler; one engine, 15 horse power. Estab. 1874.	13	3	16		
LOGEMANN BROS., machinists. 288 Oregon Street. Two 1-st. frame buildings; one boiler; one engine, 12 horse power. Estab. 1884.	25		25		
LORENZ BROS. MACCARONI CO, mfrs. macaroni and vermicelli. 890 to 892 Twelfth Street. Two buildings—one 2-st. frame; one 1-st. frame; one boiler; one engine, 20 horse power. Estab. 1867.	8		8		
LUMBERMEN'S PLANING MILL CO., Clermont St. and St. Paul Avenue. Two buildings—one 2-st. frame; one 1-st. brick; two boilers; one engine, 100 horse power. Estab. 1886. Ordered alarm bell connections provided between engineers' and operators' rooms.	35		35	800	1,500
LUTTER & GIES, mfrs. machinery and tools. 258 to 260 Lake Street. One 2-st. brick building; one boiler; one engine, 25 horse power. Estab. 1888.	25	25		5,000	6,000
MACK H. S. & CO., mfrs. clothing. 341 to 343 East Water Street. One 4-st. brick building; one iron fire escape hand power. Estab. 1849.	20		20		
MCCULLOUGH & DIXON CO., steam laundry. mfrs. soap. 411 to 415 Vliet Street. One 2-st. brick building; one boiler; one engine, 50 horse power. Estab. 1889.	12	24	36		
MAHLER, ALBENBERG & CO., mfrs. overalls, shirts and pants. 353 East Water Street. One 4-st. brick building; one fire escape; one gas engine, 3 horse power. Estab. 1888.	6	20	26		
MANVILLE COVERING CO., mfr. sheep wool cement covering. 225 to 231 Clybourn Street. Two buildings—one 4-st. brick; one 3-st. frame; one fire escape; one boiler; one engine, 36 horse power. Estab. 1884. Ordered new cable provided on elevator and bars placed across openings.	15		15		

Report of Inspection—Milwaukee, Continued.

ESTABLISHMENTS INSPECTED.	NUMBER OF EMPLOYEES.			Cost of new building improvements.	Cost of new machinery.
	Male.	Fem.	Total		
MARTIN GEORGE, LEATHER CO., tanners and curriers. 588 to 550 Commerce Street. Two buildings—one 4-st. brick; one 1-st. frame; two fire escapes; two boilers; two engines, 142 horse power. Estab. 1865.. Ordered walk placed across tanks in leach house.	90	90
MATTHEWS BROS. MANUFACTURING CO., mfrs. interior wood work, furniture, etc. Four buildings—one 5 st. brick; one 4-st. brick; one 1-st. brick; one 1-st. frame; two fire escapes; two boilers; one engine; 85 horse power. Estab. 1857.....	128	128	\$1,200
MAX BROS., mfrs. overalls and shirts. 359 East Water Street. One 4-st brick building; hand power. Estab. 1885 Ordered one fire escape erected.	6	12	18
MAYER F. BOOT & SHOE CO., mfrs. boots and shoes. 166 to 176 Walnut Street. Four Buildings—one 4-st. brick; one 2-st. brick one 2-st. frame; one 1-st. brick; Two iron fire escapes; one boiler; two engines, 80 horse power. Estab. 1880..... Ordered one boy under 12 years of age discharged.	163	104	267	\$35,000	5,000
MAYHEW MANUFACTURING CO., mfrs. chairs. 862 to 890 Thirty-First Street. Four buildings—two 3 st. frame; one 1-st. frame; one 1-st. brick; one boiler; one engine, 75 horse power. Estab. 1886..... Ordered two fire escapes erected.	100	15	115	10,000	6,500
MEINECKE, ADOLPH & SONS, mfrs. willow ware, toys and bamboo furniture. Mason and Front Streets. Six buildings—one 4-st. brick; two 3-st. brick; two 2-st. frame; one 1-st. brick; three iron fire escapes; buildings connected by bridge; one boiler, one engine. 125 horse power. Estab. 1888..... Ordered a guard placed on one rip saw. The buildings are old and ceilings in the machine department are low, bringing the shafting and belting down so low as to make it unsafe. The said department is also overcrowded with machinery and material.	179	21	200	1,200
MIDLAND MAIZEA MILLING CO., mfrs. maize flour and other corn goods. 420 Commerce Street. Two buildings—one 3 st. brick; one 1-st. frame; two boilers; one engine, 75 horse power. Estab. 1889.....	6	6
MILBRATH, D. A., mfr. carriages, buggies, etc. 313 to 315 Prairie Street. Two buildings—one 3-st. frame; one 2 st. frame; hand power. Estab. 1885.....	15	15
MILLER, FRED BREWING CO., State Street, western city limits. Eleven buildings—one 5-st. brick; two 4-st. brick; one 2-st. frame; six 1-st. frame; one 1-st. brick; one fire escape; four boilers; three engines; two ice machines; 275 horse power. Estab. 1885..... Accident.—A workman was killed by a cask falling on his head.	120	120	130,000	25,000
MILLER, H. C. & CO., blank book makers, rulers and printers. 342 to 346 Broadway. Office and shop on second floor of four story brick building; power furnished by King, Fowle & Co. Estab. 1889..... Ordered new cable placed in elevator.	16	27	43
MILWAUKEE ARC LIGHT CO., electric light and power. 514 to 516 Commerce Street. One 2-st. brick building; one boiler; one engine; seven dynamos 450 horse power. Estab. 1890..... Ordered main drive belt in engine room boxed.	5	5

Report of Inspection—Milwaukee, Continued.

ESTABLISHMENTS INSPECTED.	NUMBER OF EMPLOYEES.			Cost of new building improvements.	Cost of new machinery.
	Male.	Fem.	Total		
MILWAUKEE BAG CO., mfrs. cotton, paper and jute flour sacks. Reed and South Water Streets. One 2-st. frame building; two gas engines, 19 horse power. Estab. 1868 <i>Note.</i> —This plant was destroyed by fire Oct., 1892, loss \$83,000	12	38	50
MILWAUKEE BEDDING CO., mfrs. mattresses. 424 Ninth Street. One 2-st. frame building, iron veneered; hand power. Estab. 1892.....	15	5	20
MILWAUKEE BLANK BOOK MANUFACTURING CO., general book binding. 218 to 220 Third Street. Office and shops on third floor of 5-st. brick building; two iron fire escapes; power furnished by the Riverside Printing Co. Estab. 1891.....	25	35	60
MILWAUKEE BOILER CO., mfrs. steam boilers, smoke stacks, lard and oil tanks. Oregon Street between Barclay and South Water Streets. Four buildings—three 1-st. brick; one 1-st. frame; two boilers; two engines, 142 horse power. Estab. 1862.....	125	125
MILWAUKEE BOX CO., mfrs. packing and shipping boxes. 237 to 243 Oregon Street. Two buildings—one 2-st. frame; one 1-st. brick; one boiler; one engine, 50 horse power. Estab. 1878..... Ordered alarm bell connections provided between engineer's and operatives' rooms	48	48
MILWAUKEE BRASS & COPPER WORKS, mfrs. car journal bearings, driving, truck and rod brasses, etc. 241 to 253 Greenfield Avenue. Three buildings—two 1-st. frame; one 1-st. brick; one boiler; one engine, 37 horse power. Estab. 1887..... <i>Accident.</i> —A workman had his face badly burned by hot metal.	60	60	\$3,500	\$1,000
MILWAUKEE BRASS MANUFACTURING CO., mfrs. brass castings and brass goods. 190 East Water Street. One 4-st. brick building; one gas engine, 90 horse power. Estab. 1892.....	20	20	9,000
MILWAUKEE BREWING CO., Eighth Avenue and Clarence Street. Three buildings—one 4 st. brick; two 1-st. brick; two boilers; one engine, 90 horse power. Estab. 1893.....	30	30	52,000	48,000
MILWAUKEE BRIDGE & IRON WORKS, engineers and contractors for bridges and architectural iron work. Seventeenth Street and St. Paul Avenue. Three 1-st. frame buildings; two boilers; two engines, 55 horse power. Estab. 1897..... <i>Accident.</i> —A workman had his leg broken, being struck by an iron rail. The firm employs about 125 hands outside of the shops.	75	75	900
MILWAUKEE BUGGY CO., mfrs. carriages and buggies. City limits, Western Avenue and Chestnut Street. Two buildings—one 5-st. brick; one 1-st. brick; two boilers; one engine, 85 horse power. Estab. 1888..... Ordered guard placed around fly wheel of engine, also guards placed at elevator openings on first floor and a fire escape erected on east front of building.	27	1	28
MILWAUKEE CASKET CO., mfrs. wood coffins and cloth caskets. Cor. Fifteenth Street and St. Paul Avenue. Two buildings—one 4 st. frame iron veneer; one 1-st. brick; one iron fire escape; one boiler; one					

Report of Inspection—Milwaukee, Continued.

ESTABLISHMENTS INSPECTED.	NUMBER OF EMPLOYEES.			Cost of new building improvements.	Cost of new machinery.
	Male.	Fem.	Total		
engine, 50 horse power; automatic sprinklers on each floor. Estab. 1875	48	8	56
Ordered a guard placed on one rip saw.					
MILWAUKEE CEMENT CO. (Plant No. 1.) Town of Milwaukee. Four buildings—one 3-st. frame; one 2-st. frame; two 1-st. frame; two boilers; two engines, 300 horse power. Estab. 1875	70	70
MILWAUKEE CEMENT CO. (Plant No. 2.) Town of Milwaukee. Five buildings—one 3-st. frame; four 1-st. frame; two boilers; four engines, 500 horse power. Estab. 1887.....	150	150
MILWAUKEE CHAIR CO., mfrs. fine chairs. Thirtieth and Center Streets. Five buildings—one 3-st. brick; one 2-st. brick; three 1-st. brick; two boilers; one engine, 125 horse power. Estab. 1877.....	50	50	\$75,000	\$30,000
The old plant on Broadway was destroyed by fire Oct. 28th, 1892; loss \$120,000.					
MILWAUKEE CHEMICAL WORKS, mfrs. chemicals, Pierce Street, western city limits. Four buildings—three 1-st. frame; one 1-st. brick; two boilers; two engines; 37 horse power. Estab. 1893	15	15	11,686	6,000
MILWAUKEE DRY DOCK CO., ship builders. Foot of Washington Street. Ten buildings—Six 2-st. frame; four 1-st. frame; four boilers; six engines; 195 horse power. Estab. 1866.....	140	140
MILWAUKEE DRY DOCK CO. (West yard). Canal Street. Two 2-st. frame buildings; two boilers; three engines; 300 horse power. Estab. 1874.....	90	90
MILWAUKEE ELECTRIC RY. CO., Commerce Street, foot of Poplar Street. One 2-st. stone building; two boilers; one engine; three dynamos; 525 horse power. Estab. 1890.....	6	6
MILWAUKEE ELECTRIC PLATING WORKS, 249 to 251 Clinton Street. One 3-st. frame building; power furnished by C. J. Smith & Sons. Estab 1891.....	14	14	2,000
MILWAUKEE FURNITURE CO., mfrs. furniture. Fifteenth Street and St. Paul Avenue. Five buildings—three 3-st. brick; one 1-st. frame; one boiler; one engine; 75 horse power. Estab. 1880.....	65	65
Ordered two rip saws guarded, also set screws covered. Accident.—One man cut his finger on shaper.					
MILWAUKEE GAS LIGHT CO., Jefferson and Menomonee Streets. Nine buildings—four 2-st. brick; three 1-st. brick; one 1-st. iron; one 1-st. frame; twelve boilers; twenty-two engines; 365 horse power. Estab. 1852	125	125	175,000
Note.—In Oct., 1892, the firm sustained a loss of \$30,000 by fire.					
MILWAUKEE GAS STOVE CO., mfrs. gas stoves and ranges. 15 to 17 Erie Street. One 4-st brick; one fire escape; one engine, 15 horse power; steam furnished by Reliance Wire Works. Estab. 1884.....	40	1	41	2,800
MILWAUKEE TELEGRAPH, THE, publishers. Cor. Milwaukee and Michigan Streets. On third floor of Evening Wisconsin building; one fire escape. Estab. 1878.....	4	1	5

Report of Inspection—Milwaukee, Continued.

ESTABLISHMENTS INSPECTED.	NUMBER OF EMPLOYEES.			Cost of new building improvements.	Cost of new machinery.
	Male.	Fem.	Total		
MILWAUKEE VARIETY IRON WORKS, bridge building and contracting. Cor. Seventeenth and St. Paul Avenue. Three 1-st. frame buildings; one boiler; one engine; 50 horse power. Estab. 1892. Ordered fly wheel in engine room guarded.	22	22	\$7,000	\$5,000
MILWAUKEE WIRE AND IRON WORKS, mfrs. all kinds of wire goods. 122 to 124 Sycamore Street. One 3-st brick building; one fire escape; one boiler; one engine, 7 horse power. Estab. 1890	18	18	800
MILWAUKEE WOOD MANUFACTURING CO., mfrs. wagon and sleigh wood work. 1513 St. Paul Avenue. One 2-st. frame building; one boiler; one engine, 30 horse power. Estab. 1891	8	8
MILWAUKEE WORSTED CLOTH CO., mfrs. fine worsted cloth. Thirty-second and Galena Streets. Three buildings—one 2-st. brick; two 1-st. brick; two boilers; two engines, 100 horse power. Estab. 1891. . Ordered guard placed around fly wheel in engine room.	21	8	29
MILWAUKEE WORSTED MILLS, mfrs. worsted and woolen yarns. Oakland Avenue, Park Place. Four buildings—two 2-st. brick; two 1-st. brick; three boilers; one engine, 125 horse power. Estab. 1888. . Ordered three girls under 14 years discharged.	73	163	236
MOLITOR, H., mfr. paper boxes. 314 to 316 East Water Street. Factory on third and fourth floors of 4 st. brick building; two iron fire escapes; one boiler; one engine, 2 horse power. Estab. 1876	4	21	25
MOODY & MECKLENBURG CO., mfrs. sash, doors, blinds and mouldings. Seventh Street and National Avenue. Five buildings—one 3-st. brick; one 2-st. brick; one 1-st. brick; two 1-st. frame; two outside stairways; two boilers; one engine, 75 horse power. Estab. 1885 Ordered boy under 12 years and one boy under 14 years discharged.	50	50
MILWAUKEE MIRROR AND ART GLASS WORKS, mfrs. mirrors, plates, bevelers of plate glass, cut, embossed and ornamental glass. 203 to 207 Broadway. One 3-st. brick building; one gas engine, 10 horse power. Estab. 1887. Note—Fire Oct. 2, 1892, destroyed the old plant, loss \$40,000.	35	35
MILWAUKEE PACKING CO., beef and pork packers 114 to 116 Sycamore Street. One 2-st. brick building; hand power. Estab. 1872	7	7
MILWAUKEE PALMING CO., mfrs. mitten palms and leather mittens. 425 Clybourn Street. One 2-st. brick building; one boiler; one engine, 4 horse power Estab. 1888	10	20	30	1,000	1,200
MILWAUKEE PARLOR FRAME CO., 316 East Water Street. One 4-st. brick building; one fire escape; one boiler; one engine, 20 horse power. Estab. 1879.	30	30	25,000	5,000
MILWAUKEE PARLOR FURNITURE CO., mfrs. upholstered furniture. 228 West Water Street. One 4-st. brick building; hand power. Estab. 1891	25	25
Ordered one fire escape erected.					
MILWAUKEE SASH WEIGHT CO., THE, mfrs. sash weights, elevator weights, bed weights, etc. St.					

Report of Inspection—Milwaukee, Continued.

ESTABLISHMENTS INSPECTED.	NUMBER OF EMPLOYEES.			Cost of new building improvements.	Cost of new machinery.
	Male.	Fem.	Total		
Paul Avenue. One 1-st. frame building; one boiler; one engine, 25 horse power. Estab. 1892.....	30	30	\$3,970	\$5,800
MILWAUKEE STREET RAILWAY CO., electric light and power house, Cor. Oneida and River Streets. One 4-st. and basement brick building; two fire escapes; eighteen boilers; eleven engines, 4,925 horse power. Estab. 1890.	70	70	200,000
This plant furnishes power for 97 miles of electric street railway. All engines and dynamos are driven direct, no belting is used. Six engines developing 3,600 horse power are used for the street railway and five engines running ten dynamos for electric lighting, with a capacity of 10,000 incandescent lights. The total cost of the plant is estimated to be over \$1,000,000.					
MILWAUKEE HARVESTER CO., Park Street, between Twelfth and Fifteenth Streets. Eight buildings—two 4-st. brick; five 3-st. brick; one 2-st. frame; one 2-st. iron; four 1-st. brick; five 1-st. frame; one fire escape; one outside stairway and buildings bridged; four boilers; two engines; 200 horse power. Estab. 1881.	500	500
Ordered counter shafting and pulleys of planer boxed and elevator well on ground floor guarded. Accidents.—A workman was killed by shelving falling on him while moving same; two workmen were injured by being struck by flying pieces from a bursted emery wheel.					
MILWAUKEE HAY TOOL CO., mfrs. hay tools and farm implements. Park Street and Eigeth Avenue. Two buildings—one 2-st. brick; one 1-st. frame; one boiler; one engine, 20 horse power. Estab. 1888.	22	22
MILWAUKEE LINSEED OIL CO., mfrs. old process linseed oil and oil cakes. Barclay and Florida Streets. Four buildings—one 2-st. brick; two 1-st. brick; one 4-st. frame elevator; two boilers; one engine; 100 horse power. Estab. 1875	25	25
MILWAUKEE LITHOGRAPHING AND ENGRAVING CO., 217 to 219 Third Street. One 4-st. brick building; two iron fire escapes; two boilers; one engine, 96 horse power. Estab. 1852.....	109	1	110
MILWAUKEE MALT AND GRAIN CO., Plant D. maltsters. 376 to 380 Fifth Street. Three buildings—one 7-st. brick; one 5 st. brick; one 4-st. brick; one iron fire escape; two boilers; two engines; 115 horse power. Estab. 1874	17	17
MILWAUKEE MALT AND GRAIN CO., maltsters. Florida Street. Eight buildings—one 2-st. brick; one 6-st. brick; three grain elevators; one 1 st. brick; one 1-st. frame; three fire escapes and walk connecting malt house and elevators A & C; two boilers; one engine, 212 horse power. Estab. 1876.....	80	80	125,000	25,000
Accident.—A workman broke his arm by falling down stairs.					
MOORE MANUFACTURING AND FOUNDRY CO., mfrs. hardware, hoisting engines and drums, door hangers, etc. St. Paul Avenue between Eighteenth and Nineteenth Streets. Seven buildings—one 2-st. and attic frame; three 2-st. frame; three 1-st. frame; two boilers; one engine, 70 horse power. Estab. 1888.....	225	225
UELLER, GEO., & SON, mfrs. cigar and packing boxes. 427 to 429 Canal Street. Three buildings—					

Report of Inspection—Milwaukee, Continued.

ESTABLISHMENTS INSPECTED.	NUMBER OF EMPLOYEES.			Cost of new building improvements.	Cost of new machinery.
	Male.	Fem.	Total		
one 3-st. frame; one 1-st. frame; one 1-st. brick; one iron fire escape; one outside stairway; three boilers; one engine, 125 horse power. Estab. 1872 Ordered alarm bell connections provided and fly wheel, crank and connecting rod of engine guarded.	92	23	115	\$18,000	\$20,000
MUELLER, JOHN L., mfr. wagons. 414 Fourth Street. Two buildings—one 2-st. frame; one 1-st. frame; hand power. Estab. 1892	5	...	5
MUNKWITZ, E. H., machine, tool and pattern shop. 197 to 201 East Water Street. One 2-st. frame building; one boiler; one engine, 25 horse power. Estab. 1890	14	14
NATIONAL DISTILLING CO. Foot of Twenty-seventh Street, Menomonee Valley. Eight buildings—one 4 st. frame; one 80 ft. high grain elevator, iron veneered; one 2-st. brick; one 2 st. stone; three 1-st. frame; one 1-st. brick and several sheds; one wooden stairway escape; seven boilers; three engines, 200 horse power. Estab. 1883	27	27	32,000	18,000
Ordered alarm bell connections provided between mill and engine room.					
NATIONAL ENVELOPE CO. 311 to 315 Broadway. One 2 st. and basement brick building; one boiler; one engine, 30 horse power. Estab. 1893	15	10	25	50,000
NATIONAL KNITTING CO., mfrs. knit goods. 899 to 905 Clinton Street. Five buildings—one 3-st. and basement brick with a 3-st. addition; one 2-st. brick; one 2-st. frame; one 1-st. brick; two main stairways; one lower escape; buildings bridged; two boilers; two engines, 100 horse power. Estab. 1885	130	250	380	16,000	7,000
Accident.—A 14-year-old boy lost his hand in knives of feed cutter. The firm paid his doctor bill and gave him light work in the office.					
NEUBERT, F. T. SHOE CO. Thirtieth Street and North Avenue. Two buildings—one 3-st. frame; one 1-st. brick; one boiler; one engine, 35 horse power. Estab. 1877	37	17	54	8,500	12,000
Ordered crank and fly wheel of engine guarded.					
NEWS PUBLISHING CO., printing and publishing. 199 West Water Street. One 2 st. and basement brick building; one boiler; one engine, 12 horse power. Estab. 1886	28	28
Ordered sky-light cut in ceiling of roof in composing room on second floor.					
NIEDECKEN, H. CO., mfrs. blank books. 334 to 336 East Water Street. One 7-st. brick building; one motor, 25 horse power. Estab. 1847	33	9	42	300
Ordered one fire escape erected. H. H. Button, estate owners of building.					
NIEMANN, HENRY & CO., mfrs. lubricating oils. Muskego Avenue. Two 1-st. frame buildings; one boiler; one engine, 12 horse power. Estab. 1876.	11	11
NORDBERG MANUFACTURING CO., mfrs. engines, pumping machinery, friction clutches, clutch pulleys, etc. 480 to 486 Virginia Street. Three buildings—one 3-st. brick; two 1-st. additions; one boiler; one engine, 125 horse power. Estab. 1884	110	110	35,000
Note.—These buildings were formerly occupied by the Pabst Brewing Co.					

Report of Inspection—Milwaukee, Continued.

ESTABLISHMENTS INSPECTED.	NUMBER OF EMPLOYEES.			Cost of new building improvements.	Cost of new machinery.
	Male.	Fem.	Total		
NORTHWESTERN CARRIAGE AND SLEIGH CO. 1031 to 1039 St. Paul Avenue. Six buildings—three 4-st. frame; one 3-st. frame; one 2-st. frame; one 1-st. brick; six wooden fire escapes; three boilers; one engine, 103 horse power. Estab. 1881.	80	2	82
<i>Accident.</i> —A young man lost four fingers on a variety saw. <i>Note.</i> —The company owned two plants; plant A was destroyed by fire May 28th, 1892; loss, \$16,000.					
NORTHWESTERN FURNITURE CO., mfrs. office desks, saloon fixtures, etc. 737 to 743 North Water Street. Three buildings—one 4-st. frame, iron venerated; one 1-st. frame; one 1-st. brick; one wooden ladder escape; two boilers; two engines, 112 horse power. Estab. 1381.	100	100
Condemned fire escape and ordered a new one erected on front of building.					
NORTHWESTERN MALLEABLE IRON CO. Park Street between Thirteenth and Fourteenth Avenues. Ten buildings—one 2-st. frame; two 1-st. brick; seven 1-st. frame; three boilers; one engine, 75 horse power. Estab. 1882.	350	350	\$8,000
Output from July, 1892, to July, 1893, was 4,810 tons castings.					
NORTHWESTERN MARINE ELEVATORS, grain storage. South Water Street, foot of Florida Street. Main office 70 to 72 West Water Street. Three grain elevators and one 1-st. brick; elevators bridged; two boilers; one engine, 36 horse power. Estab. 1868.	5	5
NORTHWESTERN PEARL BARLEY MILL, (J. J. De Vos), mfr. barley and feed. 461 to 463 Fifth Street. Two buildings—one 2-st. and basement frame; one 1-st. frame; one boiler; one engine, 45 horse power. Estab. 1876.	5	5
NORTHWESTERN STEAM BOILER WORKS, (D. Costello). 1028 to 1034 St. Paul Avenue. Two 1-st. frame buildings—; hand power. Estab. 1892.	20	20
NORTHWESTERN STRAW WORKS, mfrs. ladies' and childrens' hats. 623 Reed Street. Five buildings—one 4-st. and basement brick; one 3-st. brick; one 3-st. frame; two 1-st. brick; buildings bridged; four boilers; one engine, 125 horse power. Estab. 1875.	100	300	400
The means of escape and general condition of plant are very good.					
NUT AND WASHER MANUFACTURING CO., mfrs. washers, fellow plates, etc. Cor. Reynolds and Wilcox Streets. Three buildings—one 2-st. frame; two 1-st. additions; two boilers; one engine. Estab. 1886.	30	30	6,000	\$10,000
OEBENBERGER, JOS., shipsmith and forging. 125 Barclay Street. One 1-st. brick building; one boiler; one engine, 20 horse power. Estab. 1873.	6	6
OBERMANN, J., BREWING CO. Cor. Fifth and Cherry Streets. Six buildings—one 4-st. brick; two 3-st. brick; three 2-st. brick; one 1-st. brick; three engines, 163 horse power. Estab. 1854.	45	45	15,000
OGDEN G. W. & CO., mfrs. carriages. 172 to 176 Third Street. One 4-st. brick building; two fire escapes; hand power. Estab. 1848.	15	15

Report of Inspection—Milwaukee, Continued.

ESTABLISHMENTS INSPECTED.	NUMBER OF EMPLOYEES.			Cost of new building improvements.	Cost of new machinery.
	Male.	Fem.	Total		
OLDENBURG, CHAS., FURNITURE CO., mfrs. parlor furniture and wire mattresses. 873 to 877 North Water Street. Two buildings—one 6-st. brick; one 1-st. brick; one fire escape; two boilers; one engine, 125 horse power. Estab. 1879.....	75	3	78
PABST BREWING CO. Chestnut and Ninth Streets. Thirty-three buildings—one 9-st. brick; two 6-st. brick; one 5-st. brick; five 4-st. brick; nine 3-st. brick; four 2-st. brick; seven 1-st. brick; three frame elevators. iron veneered; one brick elevator; nineteen fire escapes; buildings bridged; twenty-seven boilers; eleven engines; 2,715 horse power. Estab. 1842.....	689	689	\$225,200	\$246,800
<p><i>Accidents.</i>—A workman engaged in cleaning the boiler house was killed, being pressed against a partition by the piston rod of a steam power pump. Another workman while removing old shatting in malt house broke his leg, being caught in a rope.</p> <p><i>Note.</i>—This company carries an insurance for the benefit of its employes, the members are assessed from 25 to 40 cents per month, according to their earnings and the company pays a like amount, in case of death the family receives one half the amount of yearly wages and all funeral expenses are paid. In case of injury the family receives one half the amount of wages and all expenses while employe is unable to work. In no case, however, do they receive a benefit longer than 52 weeks. This establishment is said to be the largest and most complete brewery in the world. The enterprising spirit of the firm may be judged by the fact that during the last four years over \$300,000 has been expended for building improvements and machinery. New improvements are constantly in progress. This company manufactures its own ice by means of six ice machines with a capacity of 900 tons per day, the same are driven by six engines of 1,195 horse power. The output for 1893 was 1,084,051 bbls. Capacity, 2,000,000 bbls.</p>					
PABST BREWING CO. Pierce Street, western city limits. One 2-st. frame building; hand power. Estab. 1850.....	15	15
PABST BREWING CO., bottling department Chestnut and Ninth Streets. One 2-st. and basement brick building; two boilers; one engine; 80 horse power. Estab. 1881.....	284	324	608
<p>Ordered fifteen girls and one boy, all under 14 years of age discharged. <i>Note.</i>—A fire, July 23d, 1893, caused a loss of \$20,000 on building, and \$35,000 on stock.</p>					
PAINE BROS., merchant millers. Canal Street. Two buildings—one 2-st. frame; one 1-st. frame; one boiler; one engine; 10 horse power. Estab. 1888.....	13	13
<p><i>Accident.</i>—A workman unloading a car was caught by the rope on a steam shovel, injuring his foot so severely that it had to be amputated.</p>					
PALACE STEAM LAUNDRY, 234 to 236 Reed Street. One 2-st. brick building; one boiler; one engine; 30 horse power. Estab. 1887.....	6	28	34
<p><i>Accident.</i>—A girl got her hand caught between rollers of collar ironer and had it crushed, necessitating amputation.</p>					
PANTKE E. R. & CO., mfrs. hats, caps and ladies' fur goods. 394 East Water Street. One 3-st. brick building; hand power. Estab. 1857.....	7	15	22

Report of Inspection—Milwaukee, Continued.

ESTABLISHMENTS INSPECTED.	NUMBER OF EMPLOYEES.			Cost of new building improvements.	Cost of new machinery.
	Male.	Fem.	Total		
PATTON JAMES E. CO., mfrs. white lead, zinc colors and putty. Corner Lake and Barclay Streets. Three buildings—one 3 st. brick; one 1-st. brick; one 1-st. frame; two boilers; one engine; 60 horse power. Estab. 1855	40	40
<i>Note</i> —The plant on East Water Street was destroyed by fire Oct. 28th, 1892, loss \$180,000.					
PAWLING & HARNISCHFEGER, machine, tool and pattern shop. 156 to 168 Clinton Street. Three buildings—one 3-st. brick, one 3-st. frame; one 2 st. frame; one boiler; one engine; 45 horse power. Estab. 1884	75	..	75	\$15,700
<i>Accident</i> .—A workman broke his leg by falling from the second story of building to sidewalk.					
PAWLING & HARNISCHFEGER CO. THE, iron found-ers. Clinton and Oregon Streets. One 1-st. brick building; one boiler; one engine; 26 horse power. Estab. 1892	60	60	\$13,000	12,000
PFISTER & VOGEL, LEATHER CO., Stewart Street, Twelfth Ward. Seven buildings—two 2 st. brick; one 2 st. frame; two 1-st. brick; two 1 st. frame; four boilers; two engines, 100 horse power. Estab. 1889	95	95
Ordered pulley and shafting on bark press in boiler room guarded. <i>Accident</i> .—An employe broke his arm by falling from a load of bark.					
PFISTER & VOGEL LEATHER CO., First Avenue and Oregon Street. Eight buildings—one 6-st. brick; one 5-st. brick; one 5-st. tile; one 4-st. brick; three 3-st. brick; one 2 st. brick; ten fire escapes; six boilers; two engines; two dynamos; one motor; 555 horse power. Estab. 1848	534	534	80,000	10,000
Ordered guards placed on four pebbling machines, hand rails placed on walks at top of leach tanks; platform and walks for use of oilers in pump room of leach house; a new cable for elevator in currier shop, and a guard placed on a rip saw in repair shop. <i>Accidents</i> .—A workman lost his hand on a rip saw in repair shop, another had his arm badly hurt by being caught in shafting while oiling. <i>Note</i> .—A certain per cent. of the gross receipts of the business are set aside by the firm as a contingent fund for the benefit of employes in case of accident. The out put for the year 1893 was 450,000 kips and calfs, and 100,000 hides.					
PFISTER & VOGEL LEATHER CO. Commerce Street, foot of Sherman. Five buildings—one 2-st. frame; four 1-st. frame; two boilers; one engine, 95 horse power. Estab. 1880	54	54
PFLUGRADT CO., THE, mfrs. confectionery. 273 East Water Street. One 3-st. brick building; hand power. Estab. 1887	20	25	45
A fire in October, 1892, caused a loss of \$18,000.					
PHILADELPHIA READING COAL AND IRON CO., miners and shippers. Canal Street, west of Mukago Avenue. One 1-st. frame; building; four boilers; nine engines, 500 horse power. Estab. 1891	115	...	115	12,000	60,000
<i>Accident</i> .—A workman was killed in June, 1893, while unloading coal, a traveling coal tub knocking him to the deck of the vessel, twenty five feet below.					
PHOENIX KNITTING WORKS, mfrs. knit goods. 86 to 88 Detroit Street. One 3-st. brick building; one					

Report of Inspection—Milwaukee, Continued.

ESTABLISHMENTS INSPECTED.	NUMBER OF EMPLOYEES.			Cost of new building improvements.	Cost of new machinery.
	Male.	Fem.	Total		
fire escape; one gas engine; 7 horse power. Estab. 1885.....	4	181	185		
Ordered one girl under 14 years discharged.					
PHENIX SUSPENDER CO., mfrs. web suspenders. 7 to 17 Clybourn Street. One 1-st. brick building; one fire escape; one outside stairway; hand power. Estab. 1884.....	7	23	30		
PIERRON, LOUIS M., mfr. stoneware. 33 Johnson Street. Five buildings—three 2-st. brick; one 1-st. brick; one 1-st. frame; one boiler; one engine, 25 horse power. Estab. 1855.....	25		25		
PIETSCH, OTTO. Dye works. 246 West Water Street. Two buildings—one 3-st. brick; one 2-st. brick; one boiler; one engine, 10 horse power. Estab. 1855.....	10	5	15		
PIETSCH, HERMANN, coppersmith and brass founder. 619 to 621 Cedar Street. One 1-st. frame building; one boiler; power furnished by Schaefer Shoe Co., 12 horse power. Estab. 1883.....	10		10		
Note.—A fire in November, 1892, caused a loss of \$500.					
POLLAK—STRASS—WYLER CO., mfrs. clothing. 345 East Water Street. One 4-st. brick building; hand power. Estab. 1887.....	6		6		
Note.—Firm employ 150 persons outside of factory.					
POPPERT, GEORGE, mfr. sash, doors, patent blinds and stairs. 421 to 425 Poplar Street. Three buildings—one 3-st. frame; one 1-st. brick; one 1-st. frame; one boiler; one engine, 90 horse power. Estab. 1867.....	102		102		
Accident.—A workman received internal injuries, being struck by a counter shaft that was torn down by a drive belt. Note.—A fire August, 1892, caused a loss of \$18,000.					
PRINZ & RAU MANUFACTURING CO., mfrs. grain cleaning machinery. 659 to 663 East Water Street. Three buildings—one 2-st. frame; one 1-st. frame; one 1-st. brick; one boiler; one engine, 75 horse power. Estab. 1888.....	30		30	\$2,509	\$6,309
QUIN, EDWARD, mfr. blank books. 427 East Water Street. One 4-st. brick building; one fire escape; one dynamo, 3 horse power. Estab. 1875.....	11	6	17		
QUIN, COOK & QUIN, all kinds of engraving, lithographing and electrotyping. 201 to 203 Second Street. (Inspected by Van Etten.) On second and third floor of 3-st. brick building; one electric motor, 6 horse power. Estab. 1884.....	15		15		5,500
RAUSCHENBERGER, JOHN CO., mfrs. rope, cordage and hair goods. 871 Teutonia Avenue. Five buildings—four 2-st. frame; one 1-st. brick; one boiler; one engine, 25 horse power. Estab. 1864.....	36		36	1,300	6,000
Ordered a boy of 13 years discharged.					
RAZALL, H. G. MANUFACTURING CO., mfrs. blank books. 379 East Water Street. One 4-st. brick building; one motor, 1/2 horse power. Estab. 1873.....	16	11	27		200
REED BROS., mfrs. shirts. 113 Wisconsin Street. On first floor of 4-st. brick building; one motor, 1 horse power. Estab. 1878.....		12	12		

Report of Inspection - Milwaukee, Continued.

ESTABLISHMENTS INSPECTED.	NUMBER OF EMPLOYEES.			Cost of new building improvements.	Cost of new machinery.
	Male.	Fem.	Total		
RELIANCE MILLS, C. Manegold & Son, mfrs. flour and feed. 70 to 76 West Water Street. Two buildings—one 5 st. brick; one 4-st. brick; two fire escapes; three boilers; one engine, 300 horse power. Estab. 1868	21	21
Ordered alarm bell connections extended to each floor.					
RELIANCE WIRE & IRON WORKS, architectural metal workers in brass, bronze and iron. Two buildings—one 4-st. and basement brick; one 2-st. and basement brick; two boilers; one engine, 40 horse power. Estab 1886	20	20	\$3,000
Accident.—A workman was struck by elevator carriage; he was laid up six months; firm paid full time and doctors' bills.					
RICE, J. H. & FRIEDMANN CO., mfrs gents' furnishing goods. 329 to 331 East Water Street. One 5-st. brick building with a 4 st. addition; two fire escapes; one motor, 10 horse power, furnished by Electric Power Co. Estab. 1856	30	120	150
RICH, A. W., SHOE CO. Cor. Reed and South Water Streets. On third and fourth floors of 4-st. brick building; two iron escapes; 45 horse power furnished by Leidersdorf Tobacco Co. Estab. 1867	150	100	250
RICHTER, F. & SON, foundry and iron works. 882 to 900 Sixth Street. Four buildings—two 2-st. frame; two 1-st. frame; one boiler; one engine, 30 horse power. Estab. 1856	70	70	\$1,400
Note.—Firm carries accident insurance for the benefit of its employees.					
RICKERS & CO., mfrs. soap. 52 to 60 Third Street. One 4-st. and basement brick building; one fire escape; hand power. Estab. 1872	30	30
Accident.—A man lost part of one finger on soap press.					
RIEDEBURG & BODDEN CO., dealers in vinegar and yeast. 194 to 196 East Water Street. One 4-st. brick building; hand power. Estab. 1876	6	6
Oct. 28, 1892, buildings, machinery and stock were destroyed by fire, loss amounting to \$100,000. Note.—Since inspection firm has reported as consolidating with the Paul Bechtner Company.					
RIEMER, A. H., CO., mfrs. boots and shoes. 221 to 227 Cedar Street On fourth floor of 4-st. brick building; two fire escapes; one gas engine, 10 horse power. Estab. 1890	18	12	30
RIES, ROBERT, mfrs. casks and tanks. 500 to 506 Seventh Street. Three buildings—one 2-st. brick; one 1-st. brick; one 1-st. frame; one boiler; one engine, 50 horse power. Estab. 1881	7	7
Ordered a guard placed on rip saw. Accident.—A man was severely bruised by a barrel rolling on him, he was laid up for three months, the firm paid half time and doctor's bill.					
RIVERSIDE PRINTING CO., printing, lithographing, electrotyping, book binding, etc. 218 to 220 Third Street. One 5-st. and basement brick building; two iron fire escapes; two boilers; one engine, 135 horse power. Estab. 1868	75	75

Report of Inspection—Milwaukee, Continued.

ESTABLISHMENTS INSPECTED.	NUMBER OF EMPLOYEES.			Cost of new building improvements.	Cost of new machinery.
	Male.	Fem.	Total		
ROCKWELL MANUFACTURING CO., THE , mfrs. sash, doors, blinds and interior wood work. Park Street and Sixth Avenue. Nine buildings—two 3-st. brick; one 2-st. brick; two 1-st. brick; five 1-st. frame lumber sheds and barns; two iron fire escapes; six boilers; two engines, 360 horse power. Estab. 1871... <i>Accident.</i> —A 14 year old boy at work on a relish machine fell on the saw and was severely cut on his body. <i>Note.</i> —It requires a parental certificate, for boys under the legal age to secure work in this factory. This was formerly known as Sanger & Rockwell.	450	450
ROEBEL & REINHARDT , mfrs. picture and mirror frames. 228 to 230 Grand Avenue. Two buildings—one 2 st. brick; one 1-st. frame, hand power. Estab. 1886 ...	8	8
ROMADKA BROTHERS , mfrs. trunks and traveling bags. 223 to 225 Third Street and 222 to 224 Fourth Street. Five buildings—two 5-st. brick; two 4-st. brick; one 1-st. brick; two fire escapes and building bridged; two boilers; one engine, 70 horse power. Estab. 1848 ... Ordered two fire escapes erected on new building; condemned cable of elevator in box shop; ordered alarm bell connections provided. <i>Note.</i> —Fire March 26, destroyed part of factory caused a loss of \$26,900 on building and stock. Since rebuilt.	200	7	207
ROTH MANUFACTURING CO mfrs. vinegar, pickles, mustard, jellies etc. 701 to 709 Cedar Street. Three buildings—two 2-st. and basement brick; two 2-st. and basement frame; two boilers; one engine, 70 horse power. Estab. 1854... Ordered gears above cooling tube on first floor guarded; also main drive belt on same floor boxed.	20	10	30	\$10,000
RUNDLE-SPENCE MANUFACTURING CO. , mfrs. brass and iron goods for plumbers, steam and gas fitters. Plant A. 63 to 67 Second Street. One 5-st. and basement brick building; two iron fire escapes; one boiler; one engine, 75 horse power. Estab. 1880..	130	130
RUNDLE-SPENCE MFG. Co. iron foundry. Plant B. Virginia and South Water Streets Four buildings—one 2-st. and three 1-st frame buildings; one boiler; one engine, 40 horse power. Estab. 1888.....	72	72
SANDERSON E. MILLING CO. , Phoenix Mill, mfrs. flour. Corner Commerce and Cherry Streets. Three buildings—one 6-st. frame, sheet iron veneered; one 5-st. brick; one 1-st. frame; one fire escape and three more in construction; four boilers; two engines, 750 horse power. Estab 1848..	59	59
<i>Accident.</i> A workman was killed in gears of upright shaft bolting chest. Firm carries accident insurance for benefit of its employees. The family of the injured man received \$650.					
SCHAEFER SHOE CO. 623 to 625 Cedar Street. Two 1-st. frame buildings; one boiler; one engine, 40 horse power. Estab. 1892.	23	12	35	2,500	\$5,000
A fire Nov. 1892 caused a loss of \$500.					
SCHINZ HENRY BOTTLING CO. , mfrs. soda water and weiss beer. 607 to 613 Cherry Street. Two buildings—one 2 st. and basement brick; one 1-st. frame; hand power. Estab. 1888.....	16	16

Report of Inspection—Milwaukee, Continued.

ESTABLISHMENTS INSPECTED.	NUMBER OF EMPLOYEES.			Cost of new building improvements.	Cost of new machinery.
	Male.	Fem.	Total		
SCHLITZ JOS., BREWING CO., brewers and malsters. Corner Third and Walnut Streets. Twenty brick buildings—two 6-st.; two 5-st.; two 4-st.; three 3 st.; four 2 st.; four 1-st.; two 1-st. frame; and one 90 ft. high elevator; seven fire escapes; buildings bridged; fifteen boilers; six engines, 1,000 horse-power. Estab. 1848	500	500	\$30,000	\$70,000
<i>Note.</i> —This plant ranks among the largest and best arranged in this country. For those of the workmen who take their dinner here special rooms are provided. There are three dynamos for illuminating and five ice machines with a capacity of 700 tons per day. The output for 1893 was 700,000 bbls. Brewing capacity is 1,500,000 bbls.					
SCHLITZ, JOS., BREWING CO., bottling department. 76 to 92 South Bay Street. Two large 1-st. brick buildings; two boilers; one engine, 48 horse power. Estab. 1886	300	177	477	5,600
Ordered two girls and one boy under 14 years of age discharged. <i>Note.</i> —Firm requires minors in its employ to furnish parent's certificate as to age, health and when left school, as a condition of receiving employment.					
SCHMIDT, PETER, & CO., contractors cut stone. 355 East North Avenue. Four 1-st. frame buildings; two boilers; one engine, 80 horse power. Estab. 1869.	20	30
<i>Accidents.</i> —A workman while operating a derrick, was killed by a heavy stone falling on him. <i>Note.</i> —Firm carries accident insurance for the benefit of its employes.					
SCHMITT, F. & SONS, mfrs. galvanized iron works. Two buildings—one 3-st. brick; one 1-st. brick; hand power. Estab. 1845	5	5
SCHOENECKER, V., BOOT AND SHOE CO. 538 to 540 Seventh Street. One 4-st. and basement brick building; one iron fire escape; two boilers; one engine, 50 horse power. Estab. 1890	105	45	150	20,000	3,000
<i>Note.</i> —Automatic fire alarms on every floor, with separate water closets and toilet rooms for female employes.					
SCHROEDER, JOHN, LUMBER CO., planing mill and lumbar yard. Foot of Walnut Street. Three buildings—one 2-st. frame; two 1-st brick; three boilers; one engine, 200 horse power. Estab. 1887.	25	25	5,000	4,000
<i>Accidents.</i> —In Nov. 1892, three men were severely scalded by escaping steam from boiler, two of them died.					
SCHUSTER, GEO. J., wholesale tobacco house. 283 to 285 East Water Street. One 3-st. brick building, hand power. Estab. 1878.	8	10	18
SCHULZ & RASTER, planing mill and stair builders. Foot of Clinton Street. Two buildings—one 2-st. frame; one 1-st. brick; one boiler; one engine, 100 horse power. Estab. 1887.	18	18	3,000	2,800
Ordered alarm bell connections provided.					
SCHULZ, A. GEO., & CO., mfrs. paper boxes, sample cards, etc. Corner Fourth and Clybourn Streets. One 4-st. and basement brick building; two iron fire escapes; one boiler; one engine, 30 horse power. Estab. 1878.	8	72	80
Discharged five girls under 14 years of age.					

Report of Inspection—Milwaukee, Continued.

ESTABLISHMENTS INSPECTED.	NUMBER OF EMPLOYEES.			Cost of new building improvements.	Cost of new machinery.
	Male.	Fem.	Total		
SCHULTZ BROS. FURNITURE CO., mfrs. extension tables. South Milwaukee. Four buildings—one 3 st. brick; one 1-st. brick; two 1-st. frame; two boilers; one engine, 100 horse power. Estab. 1892.	40	40	\$12,000	\$11,000
Ordered one fire escape to be placed on north wall, also ordered alarm bell connections provided; and counter shaft and pulleys of one rip saw on first floor, drive belt on sand paper machine, and drive belt of jointer on second floor, guarded.					
SCHWAB & SERCOMB, iron foundry and mfrs. "Gilt Edge" hot air furnaces. 271 to 295 Clinton Street. Four buildings—one 4 st. frame iron veneered; two 3-st. and basement frame; one 1-st. frame, bridge connections; one boiler; one engine, 32 horse power. Estab. 1877.	160	160
Ordered alarm bell connections provided; and elevator shaft in ware house guarded. Accident.—A boy was killed, being twisted around an overhead shaft.					
SCHWAB STAMP AND SEAL CO., mfrs. stamped brass and metal work. 392 East Water Street. One 3-st. brick building; one electric motor, 3 horse power. Estab. 1881.	15	15
SCHWARTZBURG, H. A., mfr. cigar boxes. Cor. North Avenue and Sixth Street. One 2-st. frame building; one boiler; one engine, 30 horse power. Estab. 1889.	8	7	15
SEAMLESS STRUCTURAL CO., THE, mfrs. seamless steel range boilers, tanks for gas or fluids, steel cups and shells for soda fountains. Foot of Reed Street. Three 1-st. frame buildings; two boilers; one engine, 45 horse power. Estab. 1893.	25	25	35,000	6,000
Ordered fly wheel of engine guarded.					
SEEBOTE, DER, THE P. V. DEUSTER CO., printing and publishing. 96 Mason Street. One 4-st. brick building; one wooden fire escape; one boiler; one engine, 12 horse power. Estab. 1842.	50	50
SEMMANN MFG. CO., mfrs. harness, gig and express saddles. 1211 to 1215 Lee Street. Two 2-st. frame buildings; one gas engine, 18 horse power. Estab. 1889.	58	58
SENTINEL CO., THE, publishing and book binding. 49 to 93 Mason Street. Inspected by Van Etten. One 9-st. iron, brick and stone fire proof building; one iron fire escape; two boilers; five engines, 150 horse power. Estab. 1837.	100	20	120	120,000	16,000
SERCOMB & BOLTE MANUFACTURING CO., since inspection assigned and sold to Telegram Cycle Mfg. Co., mfrs. bicycles. 355 to 357 East Water Street. One 5-st. and basement brick building; one fire escape; three dynamos, 35 horse power. Estab. 1892.	150	150	20,000
SHADBOLT & BOYD IRON CO., jobbers in iron and steel. 129 to 131 West Water Street. One 4-st. brick building, hand power. Estab. 1863.	45	45
SHERIFFS MANUFACTURING CO., mfrs. propeller wheels and marine engines. 124 to 130 Barclay Street. Three buildings—one 2-st. brick; one 2-st. frame; one 1-st. frame; one boiler; one engine, 25 horse power. Estab. 1854.	50	50
SIDENBERG & HAYS, mfrs. cloaks. 376 Broadway. One 4 st. brick building; one fire escape; one motor, 8 horse power. Estab. 1861.	105	15	120	1,200

Note.—At present, January 12, 1894, firm only em-

Report of Inspection—Milwaukee, Continued.

ESTABLISHMENTS INSPECTED.	NUMBER OF EMPLOYEES.			Cost of new building improvements.	Cost of new machinery.
	Male.	Fem.	Total		
ploy 20 hands; the busy season is from May to November.					
SINGER MANUFACTURING CO., THE, sales rooms and repair of sewing machines. Shops 296 West Water Street. One 3-st. and basement brick building; one boiler; one engine, 8 horse power. Estab. 1883.....	33	5	38
SKOBIS BROTHERS mfrs. architectural iron works. 508 Commerce Street. One 2-st. and basement frame, brick lined building; one boiler; one engine, 25 horse power. Estab. 1886.	30	30
SMITH, ANGUS, grain elevator. South Water and Lake Streets. Elevator A. 125 feet high; elevator B. 135 feet high; elevator C. 100 feet high, and two 1 st. brick buildings; one escape on elevator B. and bridge to elevator A.; one escape on elevator C.; three boilers; two engines, 250 horse power. Estab. 1866. Storing capacity 2,000,000 bushels.	14	14
SMITH, C. J., & SONS CO., mfrs. hardware specialties, bicycle parts and childrens' carriage hardware. Corner Park and Clinton Streets. Four buildings—one 3-st. frame; two 2-st. frame; one 1-st. frame; two boilers; two engines, 80 horse power. Estab. 1878... Ordered one boy of 13 years discharged.	60	60	\$9,000
SOUTH SIDE CIGAR BOX CO. 185 to 187 Barclay Street. One 2-st. frame building; one boiler; one engine, 35 horse power. Estab. 1873	6	12	18
SOUTH SIDE PRINTING CO. 126 Reed Street. One 2-st. brick building; one boiler; one engine, 6 horse power. Estab. 1879.	14	14	2,000
SPRINKMANN, F., mfr. "Ainsworth" boiler and pipe covering. 181 to 133 Sycamore Street. One 3-st. and basement brick building; one boiler; one engine, 15 horse power. Estab. 1884. Note.—About twenty men are employed outside of factory covering pipes, etc.	6	6
STANDARD PRINTING CO. 114 Michigan Street. One 2-st. brick building; one boiler; one engine, 10 horse power. Estab 1860.....	13	2	15
STECKEL, ADRIAN, mfr. harness leather. Vogels Island. Four buildings— one 2-st. brick and frame; three 1-st. frame; one boiler; one engine, 18 horse power. Estab. 1866.....	18	18
STEGER, V., & SON, planing mill. Corner North and Western Avenues. Three buildings—one 2-st. frame; two 1-st. frame; one boiler; one engine, 20 horse power. Estab. 1892..... Ordered balance wheel on engine guarded.	8	8	\$2,500	2,000
STEHLLING, CHAS. H., carpenter, bullder and mill wright. 508 Commerce Street. One 2-st. and basement frame brick lined building; one boiler; one engine, 35 horse power. Estab. 1883	6	6	2,000	1,000
Note.—About 50 to 60 men are employed outside of factory. At time of inspection extensive improvements were in progress.					
STILLMAN, E. R., & CO., mfr. cooperage. Foot of Reed Street. Four buildings—three 2-st. frame; one 1-st. frame; two boilers; two engines, 68 horse power. Estab. 1884	65	65
Accidents.—A heavy sliding door fell on a boy,					

Report of Inspection—Milwaukee, Continued.

ESTABLISHMENTS INSPECTED.	NUMBER OF EMPLOYEES.			Cost of new building improvements.	Cost of new machinery.
	Male.	Fem.	Total		
killing him instantly. A workman lost part of left hand on a heading saw; another lost thumb on same saw. <i>Note.</i> —This saw is now out of use.					
STOPPER, CHAS., COOPERAGE CO., mfrs. beer barrels. 661 to 665 Third Street. Four buildings—one 2-st. frame; two 1-st. frame; one 1-st brick; one boiler; one engine, 35 horse power. Estab. 1855.....	50	50	\$1,000	\$2,500
STRAW & ELLSWORTH MANUFACTURING CO., mfrs. gloves, mittens, and fur overcoats. 354 to 356 Broadway. One 5-st. brick building; one fire escape; one gas engine, 8 horse power. Estab. 1877.....	37	33	70
SUHM, R. LEATHER CO., tanners and curriers. 766 to 774 Kionickinnic Avenue. Four Buildings—one 4-st. frame; one 3-st frame; one 1-st frame; one 1-st. brick, all buildings connected; two boilers; one engine, 100 horse power. Estab. 1883..... <i>Note.</i> —Since former inspection firm has made extensive improvements in the way of changing steam pipes to secure better heating of the work rooms in winter.	55	55
SULLIVAN H. J., slate roofer and mfr. galvanized iron work. 138 to 140 Seventh Street. One 2-st brick building; hand power. Estab. 1885. <i>Note.</i> —The largest number of men work outside of factory.	30	30	6,000
SUN PUBLISHING CO., THE. Corner Milwaukee and Michigan Streets. On third floor of Evening Wisconsin Building; one fire escape. Estab. 1868 <i>Note.</i> —Printing done by Evening Wisconsin Company.	5	5
TAINSH & CO., printers. 114 Mason Street. Located in basement of Colby and Abbot building; one motor 2 horse power. Estab. 1882.....	6	6
TANNER, A. F., FURNITURE CO., Corner Park and Fourth Avenue. Three buildings—one 3-st brick; one 1-st. brick; one 1-st. frame; one fire escape; one boiler; one engine, 70 horse power. Estab. 1886.....	60	60
THOMAS BRASS AND IRON CO., mfrs. plumbers' gas and steam fitters' supplies. 170 to 172 West Water Street. One 4-st. brick building; one fire escape; two boilers; two engines, 180 horse power. Estab. 1872..... <i>Accident.</i> —A young man while attempting to adjust a drive belt, had his arm caught and torn from the shoulder, from the affects of which he died shortly after.	129	129
TOEPFER, W., & SONS, mfrs. dumping kiln floors, kiln trap doors, perforated sheet metal, etc. 76 to 88 Menomone Street. Three buildings— one 2-st. brick; two 1-st. frame; one boiler; one engine; 30 horse power. Estab. 1855. <i>Accident.</i> —A boy had his hand crushed between two plates of sheet iron. <i>Note.</i> —A fire Oct. 28th, 1892, caused a loss of \$40,000	80	80
TROY STEAM LAUNDRY, 146 Michigan Street. One 3-st. brick building; one boiler; one engine, 30 horse power. Estab. 1874.....	4	18	22

Report of Inspection—Milwaukee, Continued.

ESTABLISHMENTS INSPECTED.	NUMBER OF EMPLOYEES.			Cost of new building improvements.	Cost of new machinery.
	Male.	Fem.	Total		
TROSTEL, ALBERT & SONS, tanners and curriers. 893 to 903 North Water Street. Seven buildings—one 3-st. brick; one 2-st. frame; three 1-st. frame; two 1-st. brick; three boilers; one engine, 140 horse power. Estab. 1865.....	125	125
Ordered alarm bell connections provided. <i>Accident.</i> —The night fireman was badly scalded by escaping steam.					
TROSTEL, ALBERT & SONS, Phoenix Tannery. 612 to 630 Commerce Street. Five buildings one 5-st. brick; one 4-st. brick; one 2-st. frame; two 1-st. frame; two fire escapes; three boilers; one engine, 125 horse power. Estab. 1885.....	150	150	\$18,000	\$7,000
Ordered eighteen tanks containing hot liquid, in leach house provided with proper safe guards. <i>Accident.</i> —An employe broke his arm in a splitting machine.					
UHLIN BROS., malsters. Polk and Jefferson Streets. Four buildings—one 5-st. brick; two 2-st. brick; one frame grain elevator; two boilers; two engines, 205 horse power. Estab. 1880.....	18	18	7,000	14,000
Ordered one fire escape erected on 5-st. brick building and one on elevator.					
UHRIG, B. & SON, coal yard. Point Street. Two 1-st. frame buildings; one boiler; one engine, 35 horse power. Estab. 1880.....	25	25
USINGER FRED, mfr. sausage. 304 Third Street. One 4-st. brick building; one boiler; one engine, 15 horse power. Estab. 1882.....	17	17	11,000	3,000
VAN DYKE KNITTING CO., mfr. knit goods. 225 to 229 South Water Street. Two buildings—one 5-st. brick; one 4-st. brick; one fire escape; two boilers; one engine, 55 horse power. Estab. 1884.....	20	230	250	15,000	3,000
Ordered seven girls under 14 years discharged.					
VILTER MANUFACTURING CO., THE, mfrs. steam engines, refrigerators and ice machines. 860 to 900 Chestnut Street. Six buildings—one 2-st. frame; four 1-st. frame; one 1-st. brick; one boiler; one engine, 116 horse power. Estab. 1869.....	150	150	47,000	90,000
Ordered alarm bell connections provided. <i>Note.</i> —A fire in Oct. 1892 destroyed the old plant. Loss \$125,000.					
VOGEL, FRED, JR., mfr. leather. Vogels' Island. Eleven buildings—one 4-st. brick; one 4-st. frame; one 3-st. brick; two 3-st. frame; three 2-st. frame; four 1-st. frame; one fire escape and lower roofs adjoining; three boilers; two engines, 95 horse power. Estab. 1878-1889.....	165	165
<i>Accidents.</i> —A workman was severely injured in the back, being struck by a washing drum. Another had his arm broken by a splitting machine.					
VOGT & KILLIAN SASH AND DOOR CO., mfrs. sash, doors and blinds. 576 to 590 Island Avenue. Four buildings—two 2-st. frame; one 1-st. frame; one 1-st. brick; one boiler; one engine, 85 horse power. Estab. 1886.....	60	60
VASS HERMANN, mfr. blank books and advertising novelties. 372 to 376 Milwaukee Street. One 4-st. brick building; one fire escape; one engine, 6 horse power. Estab. 1874.....	30	25	55
Ordered a new cable placed on the elevator.					

Report of Inspection—Milwaukee, Continued.

ESTABLISHMENTS INSPECTED.	NUMBER OF EMPLOYEES.			Cost of new building improvements.	Cost of new machinery.
	Male.	Fem.	Total		
WADHAMS OIL AND GREASE CO., mfrs. railroad, mill and miners' supplies. 116 to 120 Fowler Street. One 2-st. brick building; one boiler; one engine, 30 horse power. Estab. 1815	22	22	400
WAGNER, J. G., architectural iron works. 514 to 520 Market Street. Three buildings—one 2-st. brick; one 1-st. brick; one boiler; one engine, 8 horse power. Estab. 1869	58	58
WALSH, F. A., & CO., mfrs. tinware. 416 to 418 Fourth Street. One 3 st. brick building; two fire escapes; one boiler; one engine, 60 horse power. Estab. 1878. Ordered one boy under 14 years discharged. <i>Note.</i> —A fire in May, 1891, destroyed old plant; loss \$140,000.	71	9	80
WECHSELBERG, J. P., mfr. carriages and sleighs. 218 to 229 Wells Street. One 2-st. brick building; hand power. Estab. 1861	8	8
WEIGELL, A., mfr. mattresses and spring beds. 220 Broadway. One 4-st. brick building; one fire escape; one motor, 8 horse power. Estab. 1865	22	8	30
WIENER, E., mfr. upholstered goods. 301 to 303 Seventh Street. Two buildings—one 3 st. brick; one 2-st. frame; one fire escape; hand power. Estab. 1883	45	45	\$10,000
WEINS, A. R., & CO., mfrs. brushes. 225 to 227 Cedar Street. One 4-st. brick building; two fire escapes; one motor, 1 horse power. Estab. 1886. Ordered one boy under 14 years discharged.	11	11	\$150
WEISS & SCHMIDT, mfrs. pottery. Cheney and Thirty Second Streets. Three buildings—one 2-st. frame; two 1-st. frame; one boiler; one engine, 25 horse power. Estab. 1875	12	12	3,000	3,800
WENZEL, J. H., & CO., book and job printers. 912 Walnut Street. Two buildings—one 2-st. frame; one 1-st. frame; one boiler; one engine, 8 horse power. Estab. 1878	6	6
WERRBACH, L., mfr. weiss beer, soda and seltzer water. 89 Biddle Street. Three buildings—two 2 st. brick; one 1-st. frame; one boiler; one engine, 2 horse power. Estab. 1875	12	12
WEST, H. H., & CO., mfrs. blank books. 347 to 349 East Water Street. One 5-st. brick building; one fire escape; one motor, 2 horse power. Estab. 1869	11	6	17
WESTFAHL, F. & CO., mfrs. files and rasps. Thirty First and Cheney Streets. Two buildings—one 1-st. brick; one 1-st. frame; one boiler; one engine, 150 horse power. Estab. 1879. <i>Accident.</i> —In Feb. 1893, a boy 15 years of age was killed, being caught in shafting while attempting to put a drive belt on an over-head pulley.	29	29
WEST SIDE ELECTRIC CITY R.Y. POWER HOUSE. 1116 to 1118 Wells Street. One 3-st. brick building; four boilers; two engines; four dynamos, 1,080 horse power. Estab. 1880	24	24
WEST SIDE MANUFACTURING CO., mfrs. sash, doors, mouldings, etc. Lisbon Avenue and Thirty					

Report of Inspection—Milwaukee, Continued.

ESTABLISHMENTS INSPECTED.	NUMBER OF EMPLOYEES.			Cost of new building improvements.	Cost of new machinery.
	Male.	Fem.	Total		
Second Street. Two 2-st. frame buildings; one boiler; one engine, 35 horse power. Estab. 1892. Ordered guard placed on one rip saw and set screws on counter shaft of rip saw and buzz planer capped. <i>Accident.</i> —Mr. Debus a member of the firm lost his right arm on knives of a buzz planer, while attempting to put feeder belt on pulley.	14	...	14	\$1,500	\$2,700
WESTERN LEATHER CO., mfrs. scrap leather for miners' soles. 578 to 880 Marshall Street. Two buildings—one 3-st. brick; one 1-st. brick; two boilers; three engines, 56 horse power. Estab. 1886. Ordered a guard placed around elevator platform. <i>Accidents.</i> —A boy lost two fingers on heeling machine, another boy lost three fingers on same machine.	75	175	250
WESTERN PAPER CO., mfrs. decoration paper. 225 to 227 Cedar Street. Factory on second floor of 4-st. brick building; two fire escapes; one motor; one gas engine, 10 horse power. Estab. 1884.	6	6
WETZEL, A. & BROS., book and job printers. 618 East Water Street. One 3-st. brick building; one boiler; one engine, 4 horse power. Estab. 1885.	9	9
WILLER MANUFACTURING CO., mfrs. interior wood work. Fourth and Cedar Streets. Three buildings—one 4-st. brick; one 2-st. brick; one 1-st. brick; one fire escape; two boilers; one engine, 125 horse power. Estab. 1868.	128	128
WILMANUS BROS., lithographers. 19 to 21 East Water Street. One 4-st. brick building; one outside enclosed stairway; one boiler; one engine, 25 horse power. Estab. 1891. Ordered one boy of 13 years discharged.	35	35	5,000
WINDSOR MANUFACTURING CO., mfrs. lead pipes and sheet lead. 71 to 75 Second Street. Three buildings—one 2-st. brick; two 1-st. frame; one boiler; one engine, 60 horse power. Estab. 1891.	8	8
WISCONSIN BANK NOTE & LITHOGRAPHING CO., 282 Lake Street. On second and third floor of 3-st. brick building; one fire escape; one motor 6 horse power. Estab. 1890.	21	21	1,200
WISCONSIN BRIDGE & IRON CO., mfrs. structural iron work. North Milwaukee. Three buildings—one 2-st. frame; one 1-st. frame; one 1-st. brick; one boiler; two engines, 97 horse power. Estab. 1888. Ordered over head walks provided for oiler. <i>Accident.</i> —A workman broke his leg by falling from a skid.	185	185	50,000	5,000
WISCONSIN MALLEABLE IRON CO., South Bay Street. Six buildings—five 1-st. frame; one 1-st. brick; two boilers; one engine, 120 horse power. Estab. 1879.	350	350
WISCONSIN VENETIAN BLIND CO. 281 Lake Street. One 2-st. brick building; one boiler; one engine, 20 horse power. Estab. 1886.	5	5
YENOWINE'S NEWS, publishers Milwaukee and Michigan Streets. On third floor of 4-st. brick building; one fire escape, press work done by Evening Wisconsin. Estab. 1835.	7	3	10

Report of Inspection—Continued.

ESTABLISHMENTS INSPECTED.	NUMBER OF EMPLOYEES.			Cost of new building improvements.	Cost of new machinery.
	Male.	Fem.	Total		
YEWDAL, J. H., & SONS, printers, engravers, electrotypers, binders, etc. 46 to 52 Onedia Street. One 5-st. brick building; one fire escape; one boiler; one engine, 50 horse power. Estab. 1865.....	58	22	80	\$40,000	\$4,000
ZIEGLER, GEORGE, CO, mfrs. confectionery. 233 to 239 East Water Street. One 5-st. brick building; four fire escapes; two boilers; one engine, 145 horse power. Estab. 1862.....	90	91	181
ZOHLRAUT, HERMAN LEATHER CO. 793 to 825 North Water Street. Five buildings—one 5-st. brick; one 3-st. brick; one 2-st. frame; two 5-st. frame; one fire escape; buildings bridged; four boilers; one engine, 200 horse power. Estab. 1857.....	375	375	6,000	9,600
Ordered a fire escape erected on 5-st. brick building. Accidents.—A boy had his leg crushed in elevator, the night fireman broke his ankle by falling down stairs, another lost his finger on belt knife machine.					
ZWIETUSCH, OTTO, mfr. soda water apparatus. 705 to 711 Chestnut Street. Four buildings—two 3-st. brick; one 2-st. brick; one 1-st. brick; one boiler; one engine, 24 horse power. Estab. 1858.....	40	40
MILLSTON—JACKSON CO. <i>Inspected April, 1893, by Van Etten.</i>					
MILLS, H. B., mfr. lumber, lath and shingles. Two 1-st. frame buildings, 75 horse power (water). Estab. 1872.....	12	12	500	580
MILTON JUNCTION—ROCK CO. <i>Inspected January, 1894, by Van Etten.</i>					
SWANEY, JOHN W., mfr. cigars. One 2-st. and attic frame building; one boiler; one engine, 6 horse power. Estab. 1884.....	16	4	650
Output of factory for 1892 was 2,000,000 cigars.					
MINERAL POINT—IOWA CO. <i>Inspected March, 1894, by Van Etten.</i>					
MINERAL POINT LINEN AND FIBRE CO., mfrs. paper and soda fibre. Two buildings—one 2 st. stone; one 1-st. frame; two boilers; one engine, 475 horse power. Estab. 1893.....	25	10	35	20,000	60,000
Note.—At time of inspection this plant was in hands of a receiver.					
MINERAL POINT WOOLEN CO., mfrs. flannels, blankets, mackinaws, etc. Two buildings—one 3-st. and attic frame, iron veneer; one 1-st. frame, iron veneer; one iron fire escape; one boiler; one engine, 20 horse power (water) 30 horse power (steam). Estab. 1891.....	12	18	30	2,000
MINERAL POINT ZINC CO., mfrs. oxide zinc. Thirteen buildings—one 3 st. stone; one 3-st. iron; one 1-st. iron; ten 1-st. frame; four boilers; two engines, 125 horse power. Estab. 1882.....	100	100	7,200	19,000
Note.—Since former inspection the company has added an electric light plant for its own use, also furnish lightning for Mineral point. A fire Oct. 1891, destroyed bag house, loss \$4,000.					
TORNADO BREWERY, Chas. Gullmann, prop. Six buildings—one 2 st. stone; five 1-st. frame; one boiler; one engine, 12 horse power. Estab. 1850.....	7	7	2,000	250

Report of Inspection—Continued.

ESTABLISHMENTS INSPECTED.	NUMBER OF EMPLOYEES.			Cost of new building improvements.	Cost of new machinery.
	Male.	Fem.	Total		
MONROE—GREEN CO.					
<i>Inspected March, 1894, by Van Etten.</i>					
DAILY TIMES, THE. W. T. Giles, publisher and printer. On second floor of 3-st brick building, hand power. Etab. 1880.....	6	6
FITZGIBBON BROS., mfrs. carriages and buggies. Two buildings—one 3-st. and 1-2st. brick, hand power. Etab. 1880.....	30	30	\$11,000
FREES FRITZ, mfr. brick. Several sheds, hand power. Etab. 1884.....	9	9
MONROE BREWERY, Adam Blumer, Prop. Three buildings—one 3-st. brick; one 2 st. brick; one 1-st. brick; one boiler; one engine, 25 horse power. Etab. 1845.....	10	10	15,000	\$5,000
MONROE ELECTRIC LIGHT & POWER CO. One 1-st. brick building; two boilers; one engine, 150 horse power. Etab. 1888.....	6	6	4,500	11,000
MONROE MACHINE AND FOUNDRY CO., mfrs. boilers, tanks, cheese steamers, etc. Three buildings—one 2-st. brick; one 1 st. brick; one 1-st. frame; one boiler; one engine, 20 horse power. Etab. 1890.	10	10
MONROE MILLING CO., THE, mfrs. flour and feed. One 2 st. brick building; one boiler; one engine, 50 horse power. Etab. 1893.	5	5	1,000	5,000
MONROE PLANING MILL CO. Four buildings—one one 2-st. and three 1 st. brick; one boiler; one engine, 40 horse power. Etab. 1888.....	22	22	300
MONROE SENTINEL, printing and publishing. On second floor of 2 st. brick building; one boiler; one engine, 2 horse power. Etab. 1850.....	5	5
WISCONSIN MILK CONDENSING CO. Two buildings—one 2-st. and basement; and one 1-st. brick; two boilers; one engine, 25 horse power. Etab. 1890....	14	2	16
WOOD & CHURCHILL, mfrs. brick. One 1-st. frame building and several sheds; one boiler; one engine, 20 horse power. Etab. 1887.....	19	19
Output for 1892 was 1,500,000 brick.					
MORRIS—SHAWANO CO.					
<i>Reported by firm, March, 1894.</i>					
BUCKSTAFF—SPRAGUE LUMBER CO., THE (No description of plant given), three boilers; one engine, 85 horse power. Etab. 1883.....	60	60
MORSE—ASHLAND CO					
<i>Inspected Feb., 1894, by Van Etten.</i>					
PENOKEE LUMBER CO., planing mill and lumber dealers. Twelve buildings—two 2 st. frame; eight 1-st. frame; two 2-st. brick; nine boilers; four engines, 580 horse power. Etab. 1887.....	130	130
Output for 1892 was 14,188,700 ft. lumber; 3,193,000 lath and 5,038,250 shingles.					

Report of Inspection—Continued.

ESTABLISHMENTS INSPECTED.	NUMBER OF EMPLOYEES.			Cost of new building improvements.	Cost of new machinery.
	Male.	Fem.	Total		
MOSINEE—MARATHON CO.					
Inspected September, 1893, by Van Etten.					
DESSERT JOSEPH LUMBER CO., mfrs. lumber, lath and shingles. Eight buildings—two 2-st. frame; four 1-st. frame; two 2-st. brick; two boilers; 585 horse power (water). Estab. 1844.....	250	5	255		
Company owns and operates thirteen miles of railroad for logging purposes, using two locomotives and sixty cars. Cut of mill for 1892 was 23,300,000 ft. lumber; 4,800,000 lath and 3,500,000 shingles.					
KRONENWETTER, S., mfr. lumber. Three buildings—one 2-st. frame; two 1-st. frame; one boiler; one engine, 60 horse power. Estab. 1870.....	25		25		
Note.—Mill has been shut down since July last.					
NECEDAH—JUNEAU CO.					
Inspected March, 1894, by Van Etten.					
NECEDAH FLOUR MILL CO. One 4-st. frame building. 600 horse power (water). Estab. 1855.....	5		5		
NECEDAH LUMBER CO. Eight buildings—two 3-st. frame; four 1-st. frame; two 1-st. brick; eight boilers; three engines, 375 horse power. Estab. 1849.....	170	15	185		
LYMAN LUMBER CO. Eight buildings—one 2-st. frame; seven 1-st. frame; eight boilers; three engines, 500 horse power. Estab. 1880.....	74		74		\$2,000
NEENAH—WINNEBAGO CO.					
Inspected October 1893, by Zwaska.					
AYLWARD, WM. & SONS, mfrs. stoves. Three buildings—one 1-st. brick; two 1-st. frame; one boiler; one engine, 35 horse power. Estab. 1879.....	12		12		
Note.—A fire in 1893 caused a loss of \$4,000.					
BERGSTROM BROS. & CO., mfrs. stoves and ranges. Seven buildings—two 3-st. brick; one 3-st. stone; two 2-st. brick; one 1-st. brick; one boiler; one engine, 60 horse power. Estab. 1857.....	70		70		
Ordered alarm bell connections provided between stove department and engine room.					
KIMBERLY & CLARK CO. (Badger Mills), mfrs. paper. Two buildings—one 3-st. brick; one 2-st. brick; one boiler; one engine, horse power (steam), 85; (water) 300. Estab. 1884.....	18	4	22		
KIMBERLY & CLARK CO. (Neenah Mills), mfrs. paper. Four buildings—one 3-st. brick; three 1-st. brick; four boilers; two engines, horse power (steam), 85; (water) 300. Estab. 1885.....	58	8	66		
KIMBERLY & CLARK CO. (Globe Mills), mfrs. paper. Two buildings—one 2-st. brick; one 1-st. brick; two boilers; one engine, horse power (steam) 60; (water) 100. Estab. 1872.....	18		18		
KRUEGER & LACHMANN, merchant millers. Four buildings—one 3-st. stone; one 3-st. frame; two 2-st. frame; one boiler; one engine, horse power, (steam) 125, (water) 200. Estab. 1889.....	8		8		
Accident.—A workman broke his arm by falling from a car.					
NEENAH BOOT & SHOE MANUFACTURING CO. One 3-st. brick building; one fire escape; 15 horse power (water). Estab. 1882.....	43	30	73		

Report of Inspection—Continued.

ESTABLISHMENTS INSPECTED.	NUMBER OF EMPLOYEES.			Cost of new building improvements.	Cost of new machinery.
	Male.	Fem.	Total		
NEENAH AND MENASHA GAS & ELECTRIC LIGHT CO. Two buildings—one 2-st. brick; one 1-st. brick; two boilers; one engine, horse power, (steam) 50, (water) 300. Estab. 1886	10	10
NEENAH PAPER CO., mfrs. paper. Five buildings—three 2-st. brick; one 1-st. brick; one 1-st. frame; one one boiler, one engine, horse power, (steam) 125, (water) 600. Estab. 1873	50	25	75	\$50,000	\$75,000
NEENAH PLANING MILL, THE, mfrs. ornamental wood work. Four buildings—one 3-st. frame; one 2-st. frame; one 2-st. brick; one 1-st. frame; one boiler; one engine, 75 horse power. Estab. 1875. Ordered alarm bell connections provided	24	24
WINNEBAGO PAPER MILLS. Four buildings—two 2-st. brick; one 1-st. frame; three boilers; two engines, horse power, (steam) 375, (water) 375. Estab. 1875	50	40	90
Ordered all dangerous gears and pulleys located on floor near paper machines guarded. <i>Accident.</i> —A workman had his hand crushed in bevel gears...					
WULFF, CLAUSEN & CO., merchant millers. Three buildings—one 2-st. frame; one boiler; one engine, horse power, (steam) 65, (water) 85. Estab. 1879	7	7
<i>NEILLSVILLE—CLARK CO.</i>					
<i>Inspected April, 1893, by Van Etten.</i>					
FREER, F. C., mfr. buggies and general repair work. One 2-st. frame building, hand power. Estab. 1891..	5	5
FREE & PHILLIPS, planing mill. Two buildings—one 2-st. frame; one 1-st. frame; one boiler; one engine, 48 horse power. Estab. 1881	8	8	1,200	400
Ordered a railing placed at head of stairway.					
HEIN, J., mfr. staves and heading. Three 1-st. frame buildings; two boilers; two engines, 108 horse power. Estab. 1882	35	35	250
Ordered one boy under 14 years discharged.					
NEILLSVILLE BREWERY. Three buildings—one 2-st. brick, one 1-st. brick; one 1-st. stone; one boiler; one engine, 10 horse power. Estab. 1890	5	5	40
NEILLSVILLE MANUFACTURING CO., mfrs. lumber and furniture. Five buildings—one 4-st. frame; three 1-st. frame; one 1-st. brick; one fire escape; one outside stairway; two boilers; two engines, 350 horse power. Estab. 1890	100	100
<i>Accident.</i> —A workman lost two fingers on a rip saw. <i>Note.</i> —The machinery is exceptionally well guarded. Firm has its own electric light plant. Protection against fire is ample, there are hose on each floor conveniently located.					
NEILLSVILLE MILLING CO., mfrs. flour and feed. Two buildings—one 3-st. frame; one 1-st. brick; one boiler; one engine, 80 horse power. Estab. 1880.	6	6
NEILLSVILLE NOVELTY MANUFACTURING CO., mfrs. washboards, broom racks, display stands, etc. Two buildings—one 2-st. frame; one 1-st. frame; one boiler; one engine, 25 horse power. Estab. 1888	10	1	11	550	150
Ordered one boy under 14 years discharged.					

Report of Inspection—Continued.

ESTABLISHMENTS INSPECTED.	NUMBER OF EMPLOYEES.			Cost of new building improvements.	Cost of new machinery
	Male.	Fem.	Total		
NEILLSVILLE PLANING MILL. One 2-st. frame building; one boiler; one engine, 50 horse power. Estab. 1889	10	...	10	\$4,500
Ordered a guard placed on one rip saw; railing placed at head of stairway and around fly wheel on engine.					
NEILLSVILLE SPOKE CO., mfrs. white oak wagon spokes. Four buildings—one 2-st. frame; three 1-st. frame; one boiler; one engine, 45 horse power. Estab. 1885	18	18	3,400
WOLFF & KORMAN, mfrs. wagons, sleighs, e'c. Two buildings—one 2-st. frame; one 1-st. frame; one boiler; one engine, 18 horse power. Estab. 1891	6	6	100
Accident.—A workman had his head badly cut on shaper					
NEW LISBON—JUNEAU CO.					
<i>Inspected August 1893, by Van Etten.</i>					
BIERBAUER, HENRY, (New Lisbon Brewery). Five buildings—one 2-st. brick; one 2-st. frame; one 1-st. stone; one 1-st. frame; one frame ice house; one boiler; one engine, 10 horse power. Estab. 1859	6	6	\$350	
NEW LONDON—WAUPACA CO.					
<i>Inspected November, 1893, by Zwaska.</i>					
ANDRAE MANUFACTURING CO., mfrs. screen doors. Six buildings—two 2-st. frame; three 1-st. frame; one 1-st. brick; two boilers; one engine, 200 horse power. Estab. 1891	60	60	18,000	15,000
Ordered fly wheel in engine room guarded. Accident.—An employe lost one finger on sticker.					
EXCELSIOR FLOURING MILLS. Three buildings—one 2-st. frame and stone; one 1-st. stone; one frame elevator; one boiler; one engine, 50 horse power. Estab. 1880	7	7	2,000
JOHNSON MANUFACTURING CO., mfrs. lumber and excelsior. Four buildings—one 1½-st. frame; two 1-st. frame; one 1-st. brick; two boilers; two engines, 100 horse power. Estab. 1881	17	17	
Accident.—The millwright lost his hand on a resaw. The firm raised \$120 for him and paid him full wages for one month.					
KNAPSTEIN, T. & CO., brewers. Five buildings—one 3-st. brick; three 1-st. frame; one 1-st. brick; one boiler; one engine, 12 horse power. Estab. 1869	8	8	12,000
MEIKLEJOHN & HATTON, mfrs. lumber. Four buildings—one 2-st. frame; three 1-st. frame; four boilers; two engines, 175 horse power. Estab. 1879	55	55	3,000	1,500
Ordered fly wheel of engine in planing mill guarded.					
NEW LONDON FURNITURE MANUFACTURING CO. Five buildings—two 2-st. frame; two 1-st. frame; one 1-st. brick; one boiler; one engine, 35 horse power. Estab. 1887	12	12	
Ordered alarm bell connections provided.					
NEW LONDON IRON WORKS, mfrs. saw mill machinery. Three 1-st. frame building; one boiler; one engine, 12 horse power. Estab. 1891	7	7	500
Accident.—The proprietor lost an eye by a piece of iron flying from an emery wheel.					

Report of Inspection—Continued.

ESTABLISHMENTS INSPECTED.	NUMBER OF EMPLOYEES.			Cost of new building improvements.	Cost of new machinery.
	Male.	Fem.	Total		
PAGE & LYON MANUFACTURING CO., mfrs. bee hives and honey boxes. Four buildings—three 2-st. frame; one 1-st. brick; one boiler; one engine, 50 horse power. Estab. 1890	21	21
Ordered guards placed on re-saw, cut-off saw and rip saw.					
PAGE & LYON MANUFACTURING CO., saw mill. Four 1-st. frame buildings; one boiler; one engine, 45 horse power. Estab. 1884	8	8
Accident.—A workman lost a finger on a rip saw.					
NEW RICHMOND—ST. CROIX CO.					
<i>Inspected June, 1893, by Van Etten.</i>					
NEW RICHMOND ROLLER MILLS, mfrs. flour and feed. Six buildings—one 3-st. frame, one 2-st. frame, three 1-st. frame, one 1-st. brick, two boilers, one engine, horse power, (steam) 80, (water) 50. Estab. 1882	16	16	\$2,000	\$1,000
NORTHERN GRAIN CO., mfrs. feed. Six buildings—one 2-st. frame, four 1-st. frame, one 1-st. brick, one boiler, one engine, 40 horse power. Estab. 1879	7	2	9	1,200	350
WELLS & MULROONEY GRAIN CO., mfrs. feed and butter. Five buildings—one 2-st. frame, three 1-st. frame, one 1-st. stone, two boilers, two engines, 40 horse power. Estab. 1888	10	1	11	1,000	1,200
WILLOW RIVER LUMBER CO. THE, mfrs. lumber, lath and shingles. Five buildings—two 2-st. frame, three 1-st. frame, five boilers, two engines, 225 horse power. Estab. 1881	125	1	126	400
NORTH FREEDOM—SAUK CO.					
<i>Inspected April, 1893, by Van Etten.</i>					
BLACHLY J. M., mfrs. staves, heading and lumber. One 1-st. frame building, one boiler, one engine, 30 horse power. Estab. 1877	10	10
Accident.—A workman had his leg broken by a board flying from a rotary saw.					
SCHLOEMER G., mfr. lumber and staves. Two 1 st. frame buildings, one boiler, one engine, 30 horse power. Estab. 1889	6	6	300
Ordered a railing placed in front of drive belt and cover placed over slab saw.					
NORTHPORT—WAUPACA CO.					
<i>Reported by firm.</i>					
BROWN J. L. ESTATE OF., mfrs. lumber, lath and shingles. Three buildings—one 2-st. frame, one 2 st. stone, one 1-st. frame, three boilers, one engine, 80 horse power. Estab. 1872	40	40	500	300
Accident.—A boy was killed by a stick flying from a saw.					
OCONTO—OCONTO CO.					
<i>Inspected Oct., 1893, by Zwaska.</i>					
CITIZENS' LIGHT AND FUEL CO., electric light plant and coal and wood yard. One 2 st. brick building; two boilers; one engine; three dynamos, 225 horse power; Estab. 1887	6	6	3,000

Report of Inspection—Continued.

ESTABLISHMENTS INSPECTED.	NUMBER OF EMPLOYEES.			Cost of new building improvements.	Cost of new machinery.
	Male.	Fem.	Total		
ELECTRIC MANUFACTURING CO., mfrs. electric light lamps. One 2-st. brick building; 10 horse power furnished by Citizens' Light and Fuel Co. Estab. 1892. <i>Note.</i> —Works temporarily idle at time of visit.	28	50	78	\$5,000	\$10,000
ENQUIRER, THE, printing and publishing. On second floor of 2-st. frame building; hand power. Estab. 1881.....	2	3	5
HOLT LUMBER CO., mfrs. lumber, lath and shingles. Eight frame buildings—one 3-st. and 2 st. addition; one 2-st. and three 1-st. additions; and three 1-st.; one fire escape on boarding house; seven boilers; three engines, 475 horse power. Estab. 1859 <i>Accidents.</i> —A workman was struck by a piece of board flying from edger, another by a piece of wood flying from slasher; one man received a severe flesh wound on his arm on shaft of slasher saw; in all cases firm contributed to the support of the injured. <i>Note.</i> —Cut of mill for 1892 was 23,000,000 feet lumber, 6,000,000 lath, 7,000,000 shingles, 125,000 cedar posts.	200	200	1,000
HOLT LUMBER CO., planing and cedar post mill. Five buildings—one 2 st. frame; three 1-st. frame; one 1-st. brick; three boilers; four engines, 240 horse power. Estab. 1873	175	175	500
<i>Accident.</i> —A man fell from a ladder and broke his arm.					
HOLT LUMBER CO., shingle mill. Two buildings—one 2-st. frame; one 1-st. brick and iron; three boilers; one engine, 125 horse power. Estab. 1892	52	52	3,000	7,000
OCONTO COMPANY, mfrs. lumber, lath and shingles. Nine buildings—one 3-st. frame; two 2-st. frame; four 1-st. frame; two 1-st. brick; one fire escape; fifteen boilers; three engines, 500 horse power. Estab. 1885	395	395
<i>Ordered alarm bell connections provided in planing mill. Note.</i> —About 130 men work in saw mill, 50 in shingle mill, 25 in planing mill, and the rest in the yard. Boarding house connected. <i>Accident.</i> —A workman fell on a drive belt and had his arm badly bruised; firm paid him full wages while laid up.					
OCONTO COUNTY REPORTER, publishing and printing. On ground floor of 2-st. brick building; one boiler; one engine, 10 horse power. Estab. 1871.	10	2	12
SPIES, JACOB, mfr. lumber. Five buildings—one 2 st. frame; three 1-st. frame; four boilers; two engines, 75 horse power. Estab 1859	40	40
OCONTO FALLS—OCONTO COUNTY.					
<i>Inspected November, 1893, by Zwaska.</i>					
FALLS MANUFACTURING CO., mfrs. sulphite wood pulp. Three plants, six buildings—one 2-st frame; two 1-st. frame and stone; three 1-st. frame; buildings bridged, second floor of one side of building on a level with ground; two boilers; 1,500 horse power (water). Estab. 1884	60	60
<i>Ordered two boys under 14 years discharged; also two line tanks in plant No. 3 provided with covers and main belt of water wheel of plant No. 3 guarded. Accident.</i> —A workman broke his leg while loading a car; firm paid doctor's bill and one half time.					

Report of Inspection—Continued.

ESTABLISHMENTS INSPECTED.	NUMBER OF EMPLOYEES.			Cost of new building improvements.	Cost of new machinery.
	Male.	Fem.	Total		
UNION MANUFACTURING CO., mfrs. lumber. One ½-st. frame building; 75 horse power (water). Estab. 1890	6	6
OGEMA—PRICE CO.					
<i>Inspected February, 1894, by Van Etten.</i>					
HOLMES, B. M., mfr. lumber, lath and shingles. Four buildings—two 2-st. frame; two 1-st. frame; four boilers; two engines, 125 horse power. Estab. 1874.	45	45	\$500
OLIVET—PIERCE CO.					
<i>Reported by firm January, 1894.</i>					
HAWN, C. A. & SONS, mfrs. lumber; two 2-st. frame buildings; one boiler; one engine, 60 horse power. Estab. 1884	9	9
OMRO—WINNEBAGO CO.					
<i>Inspected October, 1893, by Van Etten.</i>					
LEAMAN, E. R. BOAT CO., THE, mfrs. launches, row boats, etc. One 1-st. frame building; one boiler; one engine, 20 horse power. Estab. 1891.....	7	7	\$1,900	1,200
MORTON, E. C. & CO., mfrs sash, doors and mouldings. Three buildings—two 2-st. frame; one 1-st. brick; one boiler; one engine, 35 horse power. Estab. 1881.....	8	8
OMRO ROLLER MILLS, mfrs. flour and feed. Three buildings—one 2-st. frame; one 1-st. frame; one 1-st. brick and stone; two boilers; one engine, 80 horse power. Estab. 1889.....	5	5	6,000
<i>Ordered a cover placed on a set of large gears in basement and a railing placed around fly wheel.</i>					
SCOTT, H. E., mfr. lumber and shingles. Four buildings—one 2 st. and three 1-st. frame; three boilers; one engine, 85 horse power. Estab. 1867	35	35	200	550
<i>Note.—Mill closed for the season at time of visit. Cut for 1892 was 3,500,000 ft. lumber and 2,000,000 shingles.</i>					
ONALASKA—LA CROSSE CO.					
<i>Inspected January, 1894, by Van Etten.</i>					
NICHOLS, C. H. LUMBER CO., mfrs. lumber, lath and shingles. Nine buildings—one 2 st. frame, six 1-st. frame; two 1-st. stone; six boilers; three engines, 150 horse power. Estab. 1861.....	163	11	174	3,500
<i>Output for 1892 was 16,000,000 ft. lumber, 8,000,000 lath and 12,000,000 shingles.</i>					
OSHKOSH—WINNEBAGO CO.					
<i>Inspected Aug. and Sept. 1893, by Zwaska.</i>					
BANDEROB—CHASE CO., mfrs. furniture. Five buildings—two 4-st. frame; one 2-st. frame; one 1 st. frame one 1-st. brick; two wooden escapes and buildings bridg-d; two boilers; one engine, 185 horse power Estab. 1894.	185	5	190
<i>Ordered two fire escapes erected, both to have platforms taking in two windows. Accidents.—A workman lost a finger on a jointer; two lost a finger a piece on a circular saw and one man fell from a ladder and was badly hurt. Condition of plant is good. Works temporarily idle at time of visit.</i>					

Report of Inspection—Continued.

ESTABLISHMENTS INSPECTED.	NUMBER OF EMPLOYEES.			Cost of new building improvements.	Cost of new machinery.
	Male.	Fem.	Total		
BOYD MANUFACTURING CO., mfrs. wash boards and all kinds of wooden ware. One 2-st. brick building; one boiler; one engine, 40 horse power. Estab. 1892.....	10	10	\$3,000	\$5,000
BRAND ROBERT & SONS, mfrs. office and saloon furniture. Two 3-st. frame buildings; buildings bridged; one boiler; one engine, 66 horse power. Estab. 1876. Ordered counter shaft and drive belt of sand paper machine boxed.	20	20	2,000	1,000
BUCKSTAFF—EDWARDS CO., mfrs. coffins, caskets, cane and wood seat chairs. Six buildings—one 5-st. frame; one 4-st. frame; two 3-st. frame; one 2-st. frame; one 1-st. brick; one fire escape and buildings bridged; six boilers; two engines, 150 horse power. Estab. 1882.....	230	50	280	3,500	2,000
Ordered three stairway escapes and one ladder escape erected and alarm bell connections provided between engineers' and operatives' rooms; also ordered exits to fire escapes cleared. <i>Accidents.</i> —A workman lost one finger on rip saw; another operating a self feed saw was struck on his hips by a board flying back from saw from effects of which he will be crippled for life.					
CAMPBELL & CAMERON CO., saw mill. One 2-st. frame building; three boilers; one engine, 150 horse power. Estab. 1871.....	55	55	5,000
Ordered a guard placed on bolting saw.					
CAMPBELL & CAMERON CO., box factory. Three buildings—two 2-st. frame; one 1-st. addition; one boiler; one engine, 35 horse power. Estab. 1871.....	45	45	3,000
Ordered a guard placed on rip saw and three boys under 14 years discharged. <i>Accidents.</i> —A man lost an eye while babbitting a shaft box, he was casting the metal into the box, it flew out and burned his eye; another man cut his finger on a rip saw.					
CASKET HARDWARE CO. On second floor of 2-st. frame building; 5 horse power, furnished by Eagle Iron Works. Estab. 1893.....	13	1	14	2,000
CHALLONER'S, GEO., SONS CO., THE, mfrs shingle and mill machinery. Four buildings—one 1-st. stone; one 1-st. brick; two 1-st. frame; one boiler; one engine, 20 horse power. Estab. 1887.....	60	60	1,000
<i>Note</i> —Works temporarily idle at time of inspection.					
CLARK CARRIAGE WORKS, mfrs. buggies and carriages. Three buildings—one 2-st. frame; one 1-st. brick; one 1-st. frame; one boiler; one engine, 140 horse power. Estab. 1881.....	120	20	140
<i>Note</i> —Since inspection the firm made assignment.					
CONLEE LUMBER CO., mfrs. lumber and shingles. Three buildings—one 2-st frame; two 1-st. frame; four boilers; one engine, 180 horse power. Estab. 1884.....	38	38
Cut of mill for 1892 was 5,074,000 shingles; 21,000,000 lath and 7,500,000 feet lumber.					
CRESCENT STEAM LAUNDRY. On first floor 2-st. brick building; one boiler; one engine, 5 horse power. Estab. 1889.....	2	4	6

Report of Inspection—Continued.

ESTABLISHMENTS INSPECTED.	NUMBER OF EMPLOYEES.			Cost of new building improvements.	Cost of new machinery.
	Male.	Fem.	Total		
DIAMOND MATCH CO. Ten buildings—five 2-st. brick; three 1-st. brick; two 1-st. frame; buildings bridged; three boilers; four engines, 115 horse power. Estab. 1881. Ordered alarm bell connections provided. <i>Accident.</i> A workman lost part of one finger on a paper box machine.	65	260	325	\$11,000	\$559
EAGLE IRON WORKS, general repairing. Three buildings—one 2-st. and two 1 st frame; one boiler; one engine, 25 horse power. Estab 1855.....	5	5
FOOTE—CORNISH MILLING CO., grist mill. Two buildings—one 3-st. and one 1-st. brick addition; three boilers; one engine, 150 horse power. Estab. 1874.....	7	7
GAMBRINUS BREWERY, L. Kuenzel. Four buildings—one 3-st. brick; two 2-st. frame; one 1 st. frame; one boiler; one engine, 15 horse power. Estab. 1875.	10	10
GILLINGHAM & SON, mfrs. carriages, wagons and trucks. One 2-st. frame building and one boiler; one engine, 8 horse power. Estab 1861.....	8	8	4,000
GOULD MANUFACTURING CO., mfrs. sash doors and blind-. Six buildings—two 2-st. frame; three 1-st. frame; one 2 st. brick; buildings bridged; two boilers; one engine, 125 horse power. Estab. 1869... <i>Accidents.</i> —A workman lost part of his hand on a rip saw; another cut his hand badly, while trying to remove a sliver which was caught between saw and saw table.	90	90	3,500	1,500
GOULD MANUFACTURING CO., mfrs. lumber. One 2-st. frame building; four boilers: one engine, 80 horse power. Estab. 1869... <i>Accidents.</i> —A workman lost three fingers on a slab saw; another lost one finger on trimmer saw. Cut of mill for 1892 was 6,250,000 ft. lumber; 4,385,000 shingles; 1,063,000 latns; 20,000 pickets.	45	45
HAFNER, LOTHMAN MANUFACTURING CO., mfrs. sash, door and blinds. Five buildings—two 2-st. frame; two 1-st. frame; one 1-st. brick; two boilers; two engines, 250 horse power. Estab. 1890.... Ordered new cable placed on elevator.	150	2	152
HAYS, E. B. MACHINE CO., mfrs. wood working machinery. One 2-st. frame building; 6 horse power furnished by J. A. Barnes. Estab. 1893.....	15	15	3,600
HORN & SCHWALM, BROOKLYN BREWERY. Seven buildings—one 3-st. brick; two 2 st. brick; three 2-st. frame; one 1-st. brick; one boiler; one engine, 14 horse power. Estab. 1867.....	17	17
LAABS FERDINAND, flour mill. Two buildings—one 3-st. and basement frame; one 1-st. stone addition; two boilers; one engine, 60 horse power. Estab. 1879.....	8	8
McMILLEN R. & CO., mfrs. sash, door, blinds, mouldings, etc. Five buildings—three 2-st. frame; two 1-st. brick; two 1-st. brick; five boilers; one engine, 250 horse power. Estab. 1893..... Ordered alarm bell connections provided. <i>Note.</i> —A fire Sept. 1892 destroyed drykiln causing a loss of \$16,000. <i>Accident</i> —A young man lost part of two fingers in planer knives.	250	10	260

Report of Inspection—Continued.

ESTABLISHMENTS INSPECTED.	NUMBER OF EMPLOYEES.			Cost of new building improvements.	Cost of new machinery.
	Male.	Fem.	Total		
McMILLEN R. & CO., mfrs. lumber. One 2-st. frame building; four boilers; one engine, 120 horse power. Estab. 1863.....	75	10	85
MAPLE CITY CHAIR CO., mfs. chairs. Four buildings two 3-st. brick; one 2-st. frame; one 1-st. frame adjoining; one boiler; one engine, 35 horse power. Estab. 1886.....	45	8	53
Ordered one fire escape erected. <i>Accident.</i> —A workman had part of his thumb cut off by a band saw.					
MORGAN CO., THE mfrs. sash, doors and blinds. Nine buildings—one 3-st. frame; six 2-st. frame; one 1-st. brick; one 1-st. frame; buildings bridged; four boilers, one engine, 500 horse power. Estab. 1869 ..	220	5	225	\$2,000	\$2,800
Ordered new cable placed on elevator and permit for one bcy.					
MORGAN MATTRESS CO., THE, mfrs. spring beds, mattresses, etc. Four buildings—one 2-st. frame; one 2-st. stone; one 1-st. brick; one 1-st. frame; one boiler; one engine, 75 horse power. Estab. 1892 ..	24	21	45	1,300	2,400
<i>Accident.</i> —A workman lost his forearm in knives of rag picker machine. <i>Note.</i> —The firm carries insurance for the benefit of its employees.					
NORTHWESTERN, THE (Hicks Printing Co.), Two buildings—one 2-st. brick building; one 1-st. frame addition; one boiler; one engine, 12 horse power, Estab. 1849 ..	48	48
<i>Note.</i> —The number of employees given includes 15 carriers.					
NORTHWESTERN SEWER PIPE CO. Four buildings—one 2-st. and three 1-st. frame; one boiler; one engine, 25 horse power. Estab. 1884.....	11	11
OSHKOSH ELECTRIC LIGHT AND POWER CO. two 1-st. frame buildings; four boilers; eleven dynamos; four engines, 865 horse power. Estab. 1885.	10	10	1,000	10,000
OSHKOSH FURNITURE CO. Three buildings—one 5-st. frame; one 4-st. frame with a 4-st. and 2-st. addition; one 1-st. brick, two iron and one wooden ladder and buildings bridged; one boiler; one engine, 150 horse power. Estab. 1844.....	130	130	1,500
Ordered one fire escape erected on 4-st. building and platforms placed on the two ladders now up.					
<i>Note.</i> —A complete system of automatic water sprinklers extends through the factory. No children employed. Idle at time of inspection.					
OSHKOSH GAS LIGHT CO. Two buildings one 2st. brick; one 1st. brick and several sheds; one boiler two engines, 100 horse power. Estab 1866.....	6	6
OSHKOSH IRON WORKS, general repairing and mfrs. machinery. One 2 st. frame building with 1-st. addition; one boiler; one engine, 15 horse power. Estab. 1862.....	10	10	1,500	2,500
<i>Accident.</i> The proprietor had his hand severely bruised in gears of turning lathe.					
OSHKOSH LOGGING TOOL CO. One 2-st. frame building with a 1-st. frame sheet iron veneered addition; one boiler; one engine, 30 horse power, Estab. 1887.....	18	18
OSHKOSH MATCH WORKS. Five buildings, three 1-st. frame; one 2-st. frame; one 1st brick; one boiler; one engine, 80 horse power. Estab. 1892.....	Note.	6,000	18,000

Report of Inspection—Continued.

ESTABLISHMENTS INSPECTED.	NUMBER OF EMPLOYEES.			Cost of new building improvements.	Cost of new machinery.
	Male.	Fem.	Total		
<i>Note.</i> —At time of inspection factory was not in running condition, they were at work placing the machinery in position; expect to employ from 80 to 100 employes, $\frac{2}{3}$ of them will be female.					
OSHKOSH STEAM LAUNDRY, (Gillen Bros.) On first floor and in basement of 2-st. brick building; one boiler; one engine, 15 horse power. Estab. 1888.	3	17	20	\$10,000	\$3,000
OSHKOSH TIMES, THE, E. W. Viall & Co. publishers and printers. One 2-st. and basement brick building; one boiler one engine, 12 horse power. Estab. 1882.	36	36
<i>Note.</i> —The above number includes 13 carriers.					
PAINE LUMBER CO., mfrs. sash, doors, blinds, mouldings, etc. Two buildings, one 3-st. frame, one 2-st. brick addition; six boilers; two engines, 740 horse power. Estab. 1865.	330	22	352
Ordered two cables of elevators replaced by new ones; and also ordered five boys under 14 years of age discharged.					
<i>Accidents</i> —Eleven accidents have occurred since former inspection; such as cuts on fingers and hands, and getting same in and about machinery, in no case however causing a loss of limbs.					
PAINE LUMBER CO., East Lumber Mill, mfrs. lumber, shingles, pickets, etc. Two 2-st. frame buildings and a brick addition; four boilers; one engine, 300 horse power. Estab. 1855	180	10	190	10,000	12,000
Ordered one set screw on counter shaft of matcher removed. Cut of mill for 1892 was 20,000,000 ft. lumber; 15,000,000 shingles; 100,000,000 pickets.					
PAINE LUMBER CO., West Lumber Mill, mfrs. lumber. One 2-st. frame building; two boilers; one engine, 100 horse power. Estab. 1855	60	60
Ordered guard placed on bolting saw on second floor.					
RADFORD BROS. & CO., mfrs. sash, doors and blinds. Eight buildings—three 2-st., four 1-st. frame; one 1-st. brick, including saw mill; ten boilers; two engines, 225 horse power. Estab. 1871	200	12	212
Ordered alarm bell connections provided; a guard was ordered placed on a bolting saw in planing mill; also ordered one boy of 13 years discharged.					
RELIANCE BOILER WORKS, mfrs. boilers and smoke stacks. One 1-st. frame building; 8 horse power furnished by Oshkosh Iron Works. Estab. 1889	9	9	1,800
<i>Accident.</i> —A workman had his leg broken by heavy sheet iron rolling on him.					
SANFORD, A., LOGGING TOOL CO. Two buildings—one 1-st. frame; one boiler; one engine, 20 horse power. Estab. 1853	11	11
SCHMIDT, H. P., mfr. flour. One 3-st. building with a 1-st. addition; two boilers; one engine, 150 horse power. Estab. 1883	6	6
SCHMIT BROS. TRUNK CO. (<i>National Trunk Co.</i>) Five buildings—one 4-st., one 3-st., one 2-st., one 1-st. frame, and one 1-st. brick addition; two boilers; one engine, 40 horse power. Estab. 1870	103	12	115
Ordered two fire escapes erected.					

Report of Inspection—Continued.

ESTABLISHMENTS INSPECTED.	NUMBER OF EMPLOYEES.			Cost of new building im- provements.	Cost of new machinery.
	Male.	Fem.	Total		
STANHILBER, AMOS & CO., mfrs. lumber. Four buildings—one 2-st. three 1-st. frame; four boilers; one engine, 150 horse power. Estab. 1882. Cut of mill for 1892, was 6,500,000 feet lumber; 7,000,000 shingles; 2,000,000 lath; 144,000 pickets.	63	8	71	\$5,000
STAR FOUNDRY & MACHINE WORKS, J. A. Barnes Prop., mfrs. steam engines, saw mill machinery, pumps, etc. Four buildings—two 2-st. two 1-st. frame; one boiler; one engine, 25 horse power. Estab. 1886. <i>Note.</i> —A fire in October, 1892, caused a loss on buildings of \$1,000.	21	21	600
STORR, D. C., FURNITURE CO, mfrs. furniture. One 4-st. frame building with a 2-st. brick addition; two wooden ladders; two boilers; one engine, 200 horse power. Estab. 1893. Ordered two fire escapes erected. <i>Note.</i> —This is a new establishment, the machinery was not all in place at time of inspection. When completed expect to employ from 100 to 125 hands.	<i>Note.</i>	\$40,000	20,000
STREICH, A. & BRO., mfrs. wagons. Two buildings—one 3-st. frame; one 1-st. stone; one fire escape; one boiler; one engine, 50 horse power. Estab. 1885.....	30	30
STREICH GABRIEL, mfr. wagons, logging tools, etc. Six buildings—three 2-st. frame; three 1-st. frame; one boiler; one engine, 25 horse power. Estab. 1867.	23	23
THOMPSON CARRIAGE CO., mfrs. spring wagons. One 3-st. frame building with a 1-st. brick addition; one boiler; one engine, 35 horse power. Estab. 1887. Ordered a guard placed around wheel machine and a fire escape erected. <i>Accident.</i> —A workman had his arm broken by wheel machine. <i>Note.</i> —A fire March, 1892, destroyed the plant.	50	7	57
UNION BREWERY. Six buildings—one 3-st. stone, one 2-st. stone and brick; one 2-st. frame; two 1-st. frame; one boiler; one engine, 10 horse power. Estab. 1869.....	7	7
UNION IRON WORKS, Doman & Manuel, mfrs. saw mill machinery. Three buildings—one 2-st. frame; two 1-st. frame; one boiler; one engine, 35 horse power. Estab. 1886..... <i>Accident.</i> —A workman lost one finger on jointer; firm paid time and doctor's bill.	14	14
WILLIAMS & LIBBY LUMBER CO., sash and door factory. Six buildings—five 2-st. frame; one 1-st. brick; four boilers; one engine, 175 horse power. Estab. 1866..... Ordered alarm bell connections provided; also a new cable placed in elevator. <i>Accidents.</i> —One man was killed by falling off a lumber pile; a boy lost three fingers on stick; a man lost one eye, being struck by a flying piece of wood from table saw; a boy lost one finger in gears of blind slab machine; one man stabbed himself in the abdomen with his pocket knife while trying to open a crack in a door, inflicting a serious wound. <i>Note.</i> —Firm sold its lumber mill.	174	1	175
WILSON, ANDREW, mfr. "Climax" spring wagons. One 2-st. brick lined frame building; hand power. Estab. 1882.....	9	9

Report of Inspection—Continued.

ESTABLISHMENTS INSPECTED.	NUMBER OF EMPLOYEES.			Cost of new building improvements.	Cost of new machinery.
	Male.	Fem.	Total		
WISCONSIN TELEGRAPH, THE, weekly English and German newspaper. One 2-st. brick building; one boiler; one engine, 4 horse power. Estab. 1866.	6	6	12	\$1,600
<i>PARK FALLS—PRICE CO.</i>					
<i>Inspected February, 1894, by Van Etten.</i>					
PARK FALLS LUMBER & PULP CO., mfrs. lumber, lath and shingles. Six buildings—one 3 st. frame; three 2-st frame; two 1-st. frame; five boilers; two engines, 165 horse power. Estab. 1886	88	4	92	\$6,000	7,000
<i>Accident.</i> —A workman was fatally injured in June, 1892, being struck by a slab that was caught by the carriage. He died a few days after being injured. <i>Note.</i> —A fire in Jan., 1893, destroyed the pulp mills.					
<i>PERKINSTOWN—TAYLOR CO.</i>					
<i>Inspected February, 1894, by Van Etten.</i>					
SHAW, T. F. M. & F. D., mfrs. non-acid hemlock sole leather. Six buildings—one 2-st. frame; five 1-st. frame; six boilers; three engines, 130 horse power. Estab. 1891	117	117	22,500	10,000
<i>Accident.</i> —A workman lost an eye, being struck by a piece of flying steel. Output for 1893 was 75,000 sides of sole leather.					
<i>PESHTIGO—MARINETTE CO.</i>					
<i>Inspected October, 1893, by Zwaska.</i>					
PESHTIGO LUMBER CO., THE (Plant A.), mfrs. lumber, lath and shingles; three buildings—one 2-st. frame; one 1-st. frame; one 1-st. brick; eight boilers; two engines, 225 horse power. Estab. 1865.	200	200
<i>Accident.</i> —A workman lost one finger on a trimmer. Store and boarding house connected.					
PESHTIGO LUMBER CO., THE (Plant B.), mfrs. lumber. Five buildings—two 2-st. frame; three 1-st. frame; 500 horse power. Estab. 1868	92	92	3,000
<i>PHILLIPS—PRICE CO.</i>					
<i>Inspected February, 1894, by Van Etten.</i>					
DAVIS, JOHN R., LUMBER CO., mfrs. lumber, lath, shingles and boxes. Eleven buildings—two 2-st. frame; two 2-st. brick; seven 1-st frame; fourteen boilers; five engines, 1,000 horse power. Estab. 1883.	364	2	366	1,000	7,500
<i>Accidents.</i> —The night watchman was killed by being run over by a locomotive in the mill yard. A boy was killed in 1892, in the box factory, by being caught on shafting. <i>Note.</i> —This company owns and operates twenty-nine miles of logging railroad, using two locomotives and sixty-one cars.					
KIMBALL, W., mfrs. non-acid hemlock sole leather. Five buildings—one 2-st. frame; four 1-st. frame; six boilers; three engines, 110 horse power. Estab. 1892. Capacity, 150,000 sides of sole leather annually.	180	180	27,000	15,000
<i>PHLOX—LANGLADE CO.</i>					
<i>Inspected Oct., 1893, by Van Etten.</i>					
LUTHER, HENRY & CO., THE, mfrs. hard-wood lumber and broom handles. Two 1-st. frame buildings; one boiler; one engine, 35 horse power. Estab. 1893.	6	6	500

Report of Inspection—Continued.

ESTABLISHMENTS INSPECTED.	NUMBER OF EMPLOYEES.			Cost of new building improvements.	Cost of new machinery.
	Male.	Fem.	Total		
PITTSVILLE—WOOD CO.					
<i>Inspected March, 1894, by Van Etten.</i>					
DOUD SONS & CO., mfrs. flour barrel stock and lumber. Three 1-st. frame, buildings; two boilers; two engines, 35 horse power. Estab. 1883.	85	85	\$2,500	\$3,500
<i>Accident.—The engineer was badly scalded by a steam pipe bursting.</i>					
SMITH BROS., mfrs. lumber, flour and feed. Three buildings—one 2-st. frame; two 1-st. frame; one boiler; one engine, 40 horse power. Estab 1889.	9	9	150	1,000
WHEELIHAN, W. P., mfrs. lumber, lath and shingles. Three 1-st. frame buildings; one boiler; one engine, 90 horse power. Estab. 1886.	30	30
PIUS—SHEBOYGAN CO.					
<i>Reported by firm.</i>					
HERATY & GRAHAM, mfrs. lumber. Two 1-st. frame buildings; one boiler; one engine, 25 horse power. Estab. 1885.	6	6
PLATTEVILLE—GRANT CO.					
<i>Inspected March, 1894, by Van Etten.</i>					
DICKENSON & STEVENS, mfrs. tire setters and fellow oilers. One 2-st. brick building; hand power. Estab. 1894.	6	6	750
KAREMANN & SONS, mfrs. cigars. One 2-st. brick building; hand power. Estab. 1884.	6	6
LAFLIN & RAND POWDER CO. Sixteen buildings—two 2-st. frame; five 1-st. brick; nine 3-st. frame; one boiler; three engines, 75 horse power. Estab. 1846.	30	30	1,200	4,400
<i>Output of mill for 1892 was 1,952,175 lbs. powder.</i>					
PLATTEVILLE BREWERY. Six buildings—one 3-st. brick; two 2-st. frame; two 1-st. stone; one boiler; one engine, 20 horse power. Estab. 1863.	10	10	1,700	2,000
SICKLE, M. S. & CO., mfrs. cigars. One 3-st. brick building; hand power. Estab. 1874.	80	6	86
PLOVER—PORTAGE CO.					
<i>Inspected January, 1894, by Van Etten.</i>					
PLOVER PAPER CO., mfrs. fine book and writing paper. Five buildings—two 2-st. brick; two 2-st. brick; one 1-st. brick; two boilers; 1,500 horse power (water). Estab. 1894.	40	50	90	10,000	85,000
<i>Note.—The mills were not running at time of inspection as machinery was not all in place, but expect to be completed and running in about two weeks. This is a model paper mill and will rank with the best in the country. Great care has been exercised in the construction to provide for the health and safety of employes, the rooms are large, ceilings high with excellent light, affording very good ventilation. Another feature is the substantial manner in which the buildings have been constructed. The walls and piers are on solid rock foundations; the stone walls are from six to twelve feet thick at the base and three feet at the top. The motor power is furnished by six Leffel water wheels capable of developing about 200 horse power each.</i>					

Report of Inspection—Continued.

ESTABLISHMENTS INSPECTED.	NUMBER OF EMPLOYEES.			Cost of new building improvements.	Cost of new machinery.
	Male.	Fem.	Total		
WISCONSIN RIVER PAPER AND PULP CO., mfrs. paper and pulp. Three buildings—one 1-st. brick; two 1-st. frame; three boilers; 2,700 horse power (water). Estab. 1892 Output for 1892 was 11,500,000 lbs. paper, 14,600,000 lbs. pulp.	140	16	156	\$90,000	\$80,000
<i>PLUMMER.—IRON CO.</i>					
<i>Reported by firm.</i>					
BOHN MANUFACTURING CO., mfrs. lumber, lath and shingles. One 2-st. frame building; four boilers; two engines, 125 horse power. Estab. 1891.....	48	2	50	5,000
<i>PLYMOUTH—SHEBOYGAN CO.</i>					
<i>Inspected Oct., 1893, by Zwaska.</i>					
PEERLESS CHAIR CO. Four buildings—two 2-st. frame; one 1-st. brick; one 1-st. frame; one boiler; one engine, 24 horse power. Estab. 1890.....	10	2	12
PHOENIX TABLE CO., mfrs. extension tables and stands. Three buildings—two 3-st. frame; one 1-st. brick; one boiler; one engine, 25 horse power. Estab. 1891.....	10	10
Ordered pulleys and belt of cut off saw on first floor guarded. <i>Accidents.</i> —A boy was struck by a flying piece from a rip saw and badly hurt about the head; another workman fell on a rip saw and had his hand split open					
PLYMOUTH BREWING CO. Four buildings—three 2-st. brick; one 1-st. frame; one boiler; one engine, 30 horse power. Estab. 1879.....	9	9	5,000	6,000
PLYMOUTH MANUFACTURING CO., mfrs. furniture. Three buildings—two 3-st. frame; one 1-st. brick; two boilers; one engine, 156 horse power. Estab. 1886.....	96	96
Ordered alarm bell connections provided.					
SCHRAM & HUSON CHAIR CO., mfrs. chairs. Three buildings—two 3-st. frame; one 1-st. brick, building bridged; one boiler; one engine, 100 horse power. Estab. 1888.....	60	5	65
Ordered alarm bell connections provided.					
SCHWARTZ, WM. MANUFACTURING CO., mfrs. wardrobes, book cases and kitchen furniture. Four buildings—two 2-st. frame; one 1-st. frame; one 1-st. brick, buildings bridged; one boiler; one engine, 65 horse power. Estab. 1892.....	30	30	4,000	5,400
Ordered fly wheel and crank of engine guarded.					
THURMAN, F. & CO., mfrs. feed cutters, horse powers, seeders, etc. Three 1-st. brick buildings; one boiler; one engine, 20 horse power. Estab. 1887.....	6	6
<i>POPLAR—DOUGLAS CO.</i>					
<i>Reported by firm.</i>					
CHASE, J. E., mfr. lumber. Two buildings—one 2-st. frame; one 1-st. frame; one boiler; one engine, 5 horse power. Estab. 1885.....	20	20
<i>PORTAGE—COLUMBIA CO.</i>					
<i>Inspected March, 1893, by Van Etten.</i>					
BREESE, LOOMIS & CO., mfrs. clothing. One 3-st. brick building; one fire escape; hand power. Estab. 1868.....	17	7	24

Report of Inspection—Continued.

ESTABLISHMENTS INSPECTED.	NUMBER OF EMPLOYEES.			Cost of new building improvements.	Cost of new machinery.
	Male.	Fem.	Total		
CARROLL & BUCKLEY, mfrs. clothing. One 2-st. brick building; hand power. Estab. 1869.....	25	8	33		
CHICAGO, MILWAUKEE & ST. PAUL RY. REPAIR SHOPS. Four buildings—one 2 st. stone; two 1-st. brick; one 1-st. frame; two boilers; one engine 10 horse power. Estab. 1864.....	45		45		
EULBERG BROS., brewers. Five buildings—one 3-st. brick; three 2-st. brick; one 1-st. frame; one boiler; one engine, 10 horse power. Estab. 1884.....	8		8		
FALCONER & BOYNTON MANUFACTURING CO., mfrs. shirts, overalls, etc. One 2-st. brick building; one boiler; one engine, 6 horse power. Estab. 1879..	14	40	54		\$875
PORTAGE DEMOCRAT, printing and publishing. One 2-st. brick building; one water motor, 3 horse power. Estab. 1877	7	2	9		2,000
PORTAGE HOSIERY CO., mfrs. yarns, hosiery and mittens. Seven buildings—two 2-st. brick; two 2 st. frame; two 1-st. brick; one 1-st. frame; one boiler; one engine, 30 horse power. Estab. 1877.	19	116	135	\$6,000	2,100
PORTAGE STEAM LAUNDRY. Two buildings—one 2-st. brick; one 1 st. brick; one boiler; one engine, 8 horse power. Estab. 1887.....	3	6	9		
PORTAGE UNDERWEAR MANUFACTURING CO., mfrs. fine grades ribbed underwear. One 2-st. brick building; one gas engine, $3\frac{1}{2}$ horse power. Estab. 1891.....	4	17	21		3,100
Ordered cover placed over line shafting; also one girl under 14 years of age discharged.					
WISCONSIN STATE REGISTER, printing and publishing. One 2 st. brick building; one gas engine, 7 horse power. Estab. 1861.....	3	2	5		
YORK, I. W. & CO., mfrs. flour and feed. Two buildings—one 1-st. frame; one 1-st. brick; one boiler; one engine, 85 horse power. Estab. 1888.....	7		7	200	1,000
PORT EDWARDS—WOOD CO.					
Inspected September, 1893, by Van Etten.					
EDWARDS, JOHN, MANUFACTURING CO., mfrs. lumber, lath and shingles. Nine buildings—four 2-st. frame; five 1-st. frame; one boiler; 450 horse power (water). Estab. 1854.....	135	1	136	1,500	4,500
Accidents. A workman lost three fingers on a shingle saw, another had his hand badly cut on the same machine.					
PORTER'S MILLS—EAU CLAIRE CO.					
Inspected May, 1893, by Van Etten.					
NORTHWESTERN LUMBER CO., mfrs. lumber, lath and shingles. Twelve buildings—six 2 st. frame; two 1-st. stone; four 1 st. frame; fifteen boilers; eight engines, 529 horse power. Estab. 1859	370	3	373	4,300	2,000
Accident.—A workman was killed on a tramway by being run over by a car loaded with slabs, he was picking up refuse from the track, and being hard of hearing did not discover the car coming, his son was driving the car and was trying to make a flying switch.					

Report of Inspection—Continued.

ESTABLISHMENTS INSPECTED.	NUMBER OF EMPLOYEES.			Cost of new building improvements.	Cost of new machinery.
	Male.	Fem.	Total		
PORT WASHINGTON—OZAUKEE CO.					
Inspected Sept., 1893, by Van Etten.					
BARTH BROS., MANUFACTURING CO., mfrs. cheese boxes, dry measures, etc. Three buildings—one 2-st. frame; one 2-st. brick; one 1-st. frame; one boiler; one engine, 50 horse-power. Estab. 1884.....	40	40	\$1,200	\$100
Ordered alarm bell connections provided.					
BIEDERMANN G. & CO., brewers. Two buildings—one 2-st. brick; one 1-st. frame; one boiler; one engine, 35 horse power. Estab. 1881.....	12	12	300	10,000
GILSON MANUFACTURING CO., foundry and machine shop. Three buildings—one 2-st. frame; one 1-st. frame; one 1 st. brick; one boiler; one engine, 10 horse power. Estab. 1851	25	25	600	2,400
Ordered drive belt of line shaft on second floor guarded,					
GUENTHER. G. & SON, mfrs. cream colored brick. One 1-st. frame building; two boilers; two engines, 38 horse power. Estab. 1885.....	15	15
MOLLINGER & PROME CO., mfrs. office furniture. Two buildings—one 1-st. frame; one 1-st. brick; one boiler; one engine, 35 horse power. Estab. 1884.....	25	25
MUELLER, C. A., mfrs. leather. Three buildings—one 3 st. brick; one 2-st. frame; one 1-st. brick; one boiler; one engine, 20 horse power. Estab. 1870.	20	20
STELLING & HACKENDAHL, merchant millers. Three buildings—one 3-st. brick; one 2-st. frame; one 1-st. stone; one boiler; one engine, 100 horse power. Estab. 1883	6	6
WESTERN MALLEABLE & GREY IRON MFG. CO., founders and machinists. Four 2-st. stone buildings; two boilers; one engine, 40 horse power. Estab. 1871.	70	70
WISCONSIN CHAIR CO., mfrs. upholstered and wood seat chairs. Six buildings—one 1-st. frame; two 3-st. brick; one 3-st. frame; one 1-st. brick; one 1-st. frame; one fire escape; one stairway scap; two boilers; three engines; two dynamos, 280 horse power. Estab. 1888	315	45	360	16,000	18,000
Ordered two boys under 14 years of age discharged; also an outside stairway erected on three story factory. <i>Note.</i> —Everything possible seems to be done on part of owners to provide against accidents. The buildings are equipped with automatic water sprinklers and the rooms heated by a system of hot air. Firm also furnishes electric light for the city.					
POTOSI—GRANT CO.					
Reported by Firm.					
SCHUMACHER, ADAM, brewer. One 3 st. stone building, one boiler; one engine, 15 horse power. Estab. 1886	10	10	2,000
PRAIRIE DU CHIEN—CRAWFORD CO.					
Inspected April, 1893, by Van Etten.					
CHICAGO, MILWAUKEE & ST. PAUL R'Y SHOPS. Three buildings—one 1-st. stone; one 1-st. brick; one 1-st. frame; one boiler; one engine, 40 horse power. Estab. 1857	16	16

Report of Inspection—Continued.

ESTABLISHMENTS INSPECTED.	NUMBER OF EMPLOYEES.			Cost of new building improvements.	Cost of new machinery.
	Male.	Fem.	Total		
HORSFALL, D. F., mfrs hard wood lumber. Two 1-st. frame buildings; one boiler; one engine, 30 horse power. Estab. 1892	15	15	\$1,000	\$2,000
HUNTING ELEVATOR CO., brick elevator 56 feet high and one 1-st. engine house; one fire escape; one boiler; one engine, 100 horse power. Estab. 1884	10	10
INTER-STATE PACKING CO., mfrs. kraut, pickles, canned goods, etc. Three buildings—one 1-st and basement frame; two 1-st. frame; one boiler; and engine, 18 horse power. Estab. 1889	40	85	125	300	1,300
Ordered main doors changed to swing outward. <i>Note.</i> —The works run about seven months in the year commencing June 1st. and closing Dec. 1st.					
PRAIRIE DU CHIEN MANUFACTURING CO. mfrs. general cooperage. Five buildings—one 2-st. frame; four 1-st. frame; one boiler; one engine, 25 horse power. Estab. 1890	20	20	250
Ordered one boy under 14 years discharged. <i>Accident.</i> —A boy lost one finger on a saw while removing saw dust.					
PRAIRIE DU CHIEN WOOLEN MILL CO., mfrs. flannels. Two buildings—one 3-st. stone; one 2-st. stone; one boiler; one engine, 25 horse power. Estab. 1891	8	13	21	...	3,142
SCHUMANN & MENGES BREWING CO. Three buildings—one 1-st. brick; one 1-st. frame; one boiler; one engine, 25 horse power. Estab. 1872	8	8	800
<i>Note.</i> —A fire in February, 1892, caused a loss of \$500.00.					
STAUER & DAUBENBERGER, mfrs. lumber, lath and shingles. Two buildings—one 2-st. frame; one 1-st. frame; seven boilers; one engine, 300 horse power. Estab. 1873	120	5	125
<i>Accident.</i> —A boy lost two fingers on a knot saw.					
PRENTICE—PRICE CO. <i>Inspected February, 1894, by Van Etten.</i>					
JUMP RIVER LUMBER CO. Eight buildings—three 2 st. frame; five 1-st. frame; seven boilers; two engines, 250 horse power. Estab. 1882	200	200	3,500	4,200
<i>Accidents.</i> —A workman lost his right hand in gearing to live rollers, a boy lost his right hand on lath saw, a workman lost an eye by band saw breaking and a piece striking him, another lost an eye by a piece of a broken belt striking him. <i>Note.</i> —This company owns and operates eight miles of logging R. R., using one locomotive and eight cars.					
U. S. LEATHER CO., mfrs. sole leather. Nine buildings—one 4-st. frame; one 3-st. frame; seven 1-st frame; four boilers; three engines, 375 horse power. Estab. 1891	100	100	4,000	6,600
<i>Note.</i> —A fire in October, 1891, destroyed leach house, cooler room and bark mill, causing a loss of \$12,000.					
PRESCOTT—PIERCE CO. <i>Inspected April, 1893, by Van Etten.</i>					
DUDLEY, JOHN, mfr. lumber. Four buildings—one 3-st. frame; one 2-st. frame; one 1-st. frame; six boilers; three engines, 250 horse power. Estab. 1855	40	40

Report of Inspection—Continued.

ESTABLISHMENTS INSPECTED.	NUMBER OF EMPLOYEES.			Cost of new building improvements.	Cost of new machinery.
	Male.	Fem.	Total		
PULCIFER—SHAWANO CO.					
<i>Reported by firm.</i>					
BERGNER, LOUIS, saw mill and grist mill. Buildings not described. Water power, 90 horse power. Estab. 1880.....	18	18
RACINE—RACINE CO.					
<i>Inspected March, 1893, by Zwaska.</i>					
ACME ADJUSTABLE POLE CO., mfrs. the "Holmes" adjustable folding pole. Two buildings—one 3-st. frame; one 1-st. frame; power furnished by the Belle City Box Factory, 15 horse power. Estab. 1892.....	8	8	\$1,500
ALSHULER CHAS. A. MANUFACTURING CO., mfrs. overalls and shirts. Three buildings—two 2-st. frame; one 1-st. brick; one boiler; one engine 25 horse power. Estab. 1884 ..	9	111	120	\$4,000	1,200
ALTRINGER, C., mfr. excelsior fanning mills. Two buildings—one 2-st. frame; one 1-st. frame; one boiler; one engine, 8 horse power. Estab. 1869.....	6	6
ANSTED & HIGGINS SPRING CO., mfrs. carriage springs. Three buildings—one 2-st. frame; one 1 st. frame; one 1-st. brick; one boiler; one engine, 65 horse power. Estab. 1885.....	60	60
<i>Ordered fly wheel on roller press guarded. Note.</i>					
<i>—A fire in May, 1891, destroyed old plant, loss \$8,000.</i>					
BADGER ELECTRIC CO., electric lighting. One 1-st. brick; five boilers; two engines; seven dynamos, 700 horse power. Estab. 1884	10	10	1,200	7,000
<i>Accident.</i> —A man while unloading coal, had his leg broken, being caught between a car and building.					
BAND CUTTER & SELF FEED CO. Two buildings—one 2-st. frame; one 1-st. brick; one boiler; one engine 20 horse power. Estab. 1872	8	8
<i>Accident.</i> —A workman lost a finger on a buzz planer.					
BEEBE MANUFACTURING CO., mfrs. carriage poles and road wagons. Four buildings—two 2-st. frame; one 1-st. brick; one 1-st. frame; one boiler; one engine, 75 horse power. Estab. 1892 ..	55	55	14,000	6,000
<i>Ordered a guard placed on one rip saw. Accident.</i>					
<i>—A man lost one finger on a shaper.</i>					
BELLE CITY PACKING BOX CO. Two buildings—one 1-st. frame, one boiler, one engine, 35 horse power. Estab. 1891.	7	7	1,000
<i>Ordered belt and counter shaft of cut off saw boxed, and shifter changed.</i>					
BELLE CITY MALLEABLE IRON CO., mfrs. malleable iron castings and wrought iron goods. Three 1-st. frame buildings; two boilers; one engine, 65 horse power. Estab. 1893.....	100	100	7,000	5,000
BELLE CITY MANUFACTURING CO., mfrs. agricultural implements. Six buildings—two 2-st. brick; one 1 st. brick; three 1-st. frame; one boiler; one engine, 50 horse power. Estab. 1882.....	100	100	500	500
<i>Ordered alarm bell connections provided between wood working machine shop and engine room and guard placed on one rip saw.</i>					

Report of Inspection—Continued.

ESTABLISHMENTS INSPECTED.	NUMBER OF EMPLOYEES.			Cost of new building improvements.	Cost of new machinery.
	Male.	Fem.	Total		
BELLE CITY STREET RAILWAY CO. Four buildings—one 2-st. brick; one 1-st. brick; three boilers; one engine, three dynamos, 250 horse power. Estab. 1892. <i>Note.</i> —Firm employ about 40 men running electric cars.	15	15	\$18,000	\$19,000
BUSE & WILLIAMS, steam laundry. Two buildings—one 3-st. brick; one 1-st. frame; one boiler; one engine, 15 horse power. Estab. 1887. Ordered a guard placed on steam mangle. <i>Accident.</i> —A girl of 18 years, while operating a steam mangle had her hand drawn between rollers and ironing table. By which four fingers were found burned and crushed necessitating amputation.	5	30	35
CASE J. I. FLOW WORKS. five buildings—two 3-st. brick; one 2-st. frame; two 1-st. brick; three fire escapes; buildings bridged; three boilers; one engine, 300 horse power. Estab. 1879. <i>Accident.</i> —A workman had his hands crushed in the gears of a punching machine.	350	350	4,000	6,000
CASE, J. I., THRESHING MACHINE CO. Fourteen buildings—four 4-st. brick; three 3-st. brick; two 2-st. brick; three 2-st. frame; two 1-st. brick; seven fire escapes; buildings bridged; six boilers; four engines, 550 horse power. Estab. 1843. <i>Note.</i> —This plant ranks among the largest and finest in the state. The workmen are nearly all married men and generally work by the piece making from \$2.50 to \$4.00 per day. Employees have formed a benevolent association, and in case of death funeral expenses to the amount of \$50.00 are paid. Employees pay 50 cents quarterly and 20 cents at each death. The firm contributes \$500 annually to the general fund, which at present amounts to \$3,225.	836	836	10,000
CHICAGO, MILWAUKEE & ST. PAUL RAILWAY SHOPS. Five buildings—three 1-st. frame; two 1-st. brick; one boiler; one engine, 40 horse power. Estab. 1856. <i>Accident.</i> —A workman lost three fingers by getting them caught between round house door and tender frame of locomotive.	30	30
CHICAGO RUBBER CLOTHING CO. Four buildings—one 3-st. brick; one 2-st. brick; one 1-st. brick; one 1-st. frame; two boilers; one engine, 185 horse power. Estab. 1887.	40	95	135	10,000
CITY BREWERY & MALT HOUSE. Eight buildings—one 4-st. brick; one 3-st. brick; two 2-st. brick; one 2-st. frame; two 1-st. frame; one 1-st. brick; two boilers; two engines, 125 horse power. Estab. 1876.	22	22	4,000
DICKEY, A. P., MANUFACTURING CO., mfrs. agricultural implements. Four buildings—three 2-st. brick; one 1-st. brick; one boiler; one engine, 45 horse power. Estab. 1845.	40	40
DRIVER & SONS MANUFACTURING CO., mfrs. interior and exterior wood work. Four buildings—one 3-st. brick; two 2-st. brick; one 1-st. brick; two boilers; two engines, 83 horse power. Estab. 1866. Ordered set screws on line shaft of turning lathe covered; also alarm bell connections provided between operatives and engine room.	70	70

Report of Inspection—Continued.

ESTABLISHMENTS INSPECTED.	NUMBER OF EMPLOYEES.			Cost of new building improvements.	Cost of new machinery.
	Male.	Fem.	Total		
EISENDRATH, B. O. & CO., mfrs. leather. Four buildings—one 5-st. brick; one 2½-st. frame; two 1-st. frame; two fire escapes; two boilers; one engine, 100 horse power. Estab. 1886 Ordered alarm bell connections provided between tanyard and engine room.	139	11	150	\$30,000	\$15,000
ELLINGER, A. & CO., mfrs. cloaks. Two buildings—one 2-st. brick; one 1-st. brick; one boiler; one engine, 25 horse power. Estab. 1887 Note.—Firm employs 150 persons who work at home.	24	201	225
EMERSON LINSEED OIL WORKS. One 4-st. brick building; one boiler; two engines, 76 horse power. Estab. 1872	12	12	2,500
FISH BROS WAGON CO. Six buildings—three 3-st. brick; two 2-st. frame; one 1-st. frame; two fire escapes; buildings bridged; two boilers; one engine, 200 horse power. Estab. 1863. Ordered to guard or case in all counter shafting and pulleys on floor in shaper and saw room; guard drive belt running new sticker and provide shifter for same; cap set screws on counter shaft of new rip saw, also set screws on counter shaft near loose pulley driving gem machine; cap set screws on shaft of drill on mortise machine, also on mortise machine in light wagon department; cap set screws on counter shaft of rip saw in box department; provide guard on rip saw in light wagon shop and electric alarm bells between machine shops and engine room. Accidents.—A workman lost two fingers on jointer; another was caught by set screw on shaft of drill of mortise machine forcing the bit through his arm. Note.—This firm is about to remodel its entire plant. A large 3-st. brick structure, at a cost of \$19,000, is in course of completion. Forty thousand dollars will be expended during the year, which will add largely to the producing capacity. Although extra precautions are taken by the firm to guard against accidents, the wood working machine department can not be reported in good and safe condition by reason of the overcrowded condition of machinery and material and lack of light. Considerable complaint is made by employees of the volume of dust caused by machines in these departments. The blacksmith shops are also poorly ventilated, but will soon be moved into new quarters.	302	302	21,000	5,000
FISHER & LANDON, steam laundry. One 2-st. brick building; one boiler; one engine, 7 horse power. Estab. 1892 Ordered an overhead pulley guarded.	2	6	8	1,500
FOSTER & WILLIAMS MANUFACTURING CO., mfrs. agricultural implements. Four buildings—two 2-st. frame; one 1-st. brick; one 1-st. frame; one boiler; two engines, 30 horse power. Estab. 1881	60	60	2,000
FREEMAN & SONS MANUFACTURING CO., mfrs. agricultural implements. Six buildings—one 3-st. brick; one 3-st. and basement brick and frame; one 2-st. frame; three 1 st. frame; outside stairway and wooden ladders; one boiler; one engine, 100 horse power. Estab. 1869 Accident.—A workman had his foot crushed between two large rollers.	160	160	9,000
GOLD MEDAL CAMP FURNITURE CO., mfrs. camp beds. Two buildings—one 3-st. frame; one 1-st.					

Report of Inspection—Continued.

ESTABLISHMENTS INSPECTED.	NUMBER OF EMPLOYEES.			Cost of new building improvements.	Cost of new machinery.
	Male.	Fem.	Total		
brick; one boiler; one engine, 25 horse power. Estab. 1891. Ordered one boy under 14 years discharged.	11	3	4		
GUNTHER CO., THE, machine and iron works. Three buildings—one 2-st. brick; two 1 st. brick; one boiler; one engine, 6 horse power. Estab. 1860	5		5		
HARTMAN TRUNK CO., Three buildings—two 2-st brick; one 1-st. brick; buildings connected by iron bridges; one boiler; one engine, 60 horse power. Estab. 1890 Ordered a guard placed on rip saw, and two boys under 14 years discharged. <i>Accident.</i> An employe was struck in the stomach by a piece of board flying from a rip saw, from the effects of which he died.	80	10	90	\$7,500	
HEDSTORM, E. L. & CO., coal dealers. Two 1-st. frame buildings; two boilers; two engines, 60 horse power. Estab. 1881.	21		21		
HERZOG, P. A., mfr. flour. Two buildings—one 4-st. one 2-st. brick; one fire escape; one boiler; one engine, 85 horse power. Estab. 1876 Ordered one large pulley on main shaft on second floor cased in, also covers placed over gears on same floor.	8		8		
HORLICK'S FOOD CO., mfrs. malted milk, invalids' and infants' food. Seven buildings—three 3-st. brick; one 4-st. brick; two 2-st brick; one 1-st brick; five boilers; three engines, 180 horse power. Estab. 1877	60	19	70	22,000	\$3,500
HURLBUT CO. THE, mfrs. brass and iron castings. Six buildings—two 2-st. brick; two 2 st. frame; two 1-st. frame; two boilers; two engines, 130 horse power. Estab. 1872 Ordered fly wheel in engine room guarded and guard placed on one rip saw. <i>Accident.</i> —An employe broke his arm by falling on sidewalk outside of shops. <i>Note.</i> —Firm carry accident insurance for the benefit of employes. In case of accident the person injured receives half pay and doctor's bills paid, and in case of death the family receives six month's full pay, and doctor's bills and funeral expenses paid. Fire Feb. 10th, 1892, caused a loss of \$5,000.	145		145	10,000	3,000
JOHNSON & FIELD CO., mfrs. "Racine" dusters, separators and fanning mills. Five buildings—three 2-st. frame; one 2-st. brick; one 1-st. brick; one boiler; one engine, 50 horse power. Estab. 1876 Ordered set screws on counter shaft of sand paper machine and rip saw, capped.	28		28		752
JOURNAL PRINTING CO. One 2-st. brick building; one gas engine, 10 horse power. Estab. 1856.	22	10	32		5,200
LANG MANUFACTURING CO. THE, machine shop One 2-st. frame building, power furnished by Ansted & Higgins, 15 horse power. Estab. 1893.	5		5		1,608
LATHROP W. H., mfr. chemical sand brick. Two buildi gs—One 2-st. brick; one 1-st. frame; one boiler; one engine, 60 horse power. Estab. 1892. Ordered guards placed around crank and fly wheel of engine and fly wheel and gears of press.	15		15	3,500	5,000

Report of Inspection—Continued.

ESTABLISHMENTS INSPECTED.	NUMBER OF EMPLOYEES.			Cost of new building improvements.	Cost of new machinery.
	Male.	Fem.	Total		
MADSON A., mfr. leather. Two buildings—one 2-st. frame; one 1-st. frame; one boiler; one engine, 15 horse power. Estab. 1869. Ordered a railing placed around head of stairway on upper floor.	6	6
MELISSA PROOFING WORKS, proofing cloth. One 2-st. brick building, power furnished by Ellinger & Co.; 2 horse power. Estab. 1892.	1	4	5	\$5,000	\$1,500
MILLER J. CO., mfrs. boots and shoes. Two buildings—one 3-st. brick; one 1-st. brick; two fire escapes; two boilers; one engine, 50 horse power. Estab. 1870. Ordered a guard placed around fly wheel of engine and five boys under 14 years, discharged.	195	125	320	1,500
MITCHELL & LEWIS CO., (Limited,) mfrs. farm and spring wagons. Eleven buildings—two 5-st. brick; one 4-st. brick; two 3-st. brick; two 2-st. brick; four 1-st. brick; nine fire escapes; six boilers; three engines, 176 horse power. Estab. 1855. <i>Accident.</i> —A workman lost his thumb on punch machine.	302	5	307	18,000	2,500
PALICA F. J. CO., mfrs. trunks. Four buildings—one 3-st. brick; one 2-st. iron; one 1-st. brick; one 1-st. frame; one boiler; one engine, 10 horse power. Estab. 1884. <i>Note.</i> —Since inspection firm name changed to The Common Sense Trunk Co.	60	5	65
PEASE E. H. MANUFACTURING CO., mfrs. grain cleaning machinery. Two buildings—one 3-st. brick; one 1-st. brick; one boiler; one engine, 50 horse power. Estab. 1886. Ordered set screws removed from shaft of drill of mortise machine.	31	31	300
PHILBROOK L. W. & CO., mfrs. boots, shoes, pacs, wigwam slippers, etc. Four buildings—two 3-st. frame; one 1-st. frame; one 1-st. brick; two boilers; one engine, 30 horse power. Estab. 1872. <i>Accidents.</i> —A boy lost one finger in scarfing machine, another had his hand badly injured in beveling machine.	52	26	78	400	700
PLATZ F. SONS LEATHER CO. Three buildings—one 2-st. frame; one 1-st. frame; one 1-st. brick; one boiler; one engine, 30 horse power. Estab. 1860. Ordered main belt and fly wheel in engine room guarded and alarm bell connections provided between tan yard and engine room.	26	26	3,000
RACINE BASKET MANUFACTURING CO. Eight buildings—one 3-st. brick; three 2-st. brick; two 2-st. frame; one 1-st. brick; one 1-st. frame; one iron ladder; one boiler; one engine, 275 horse power. Estab. 1869. Ordered platform placed on fire escape at third floor, and two boys under 14 years discharged.	149	1	150	3,000	18,000
RACINE CEMENT AND PIPE CO. Three buildings—two 1-st. frame; one 1-st. brick; hand power. Estab. 1875.	25	25
RACINE GAS LIGHT CO. Three buildings—two 1-st. brick; one 1-st. frame. Estab. 1854.	5	5
RACINE HARDWARE MANUFACTURING CO. m'rs. school, church, hall and railway furniture, steam yachts, row boats, steam pumps, boilers, etc. Eighteen					

Report of Inspection—Continued.

ESTABLISHMENTS INSPECTED.	NUMBER OF EMPLOYEES.			Cost of new building improvements.	Cost of new machinery.
	Male.	Fem.	Total		
buildings—one 4-st. brick; two 3 st. brick; seven 2-st. brick; two 2 st. frame; four 1-st. brick; two 1-st. frame; two iron and two wooden fire escapes; one outside elevator; four boilers; five engines, 247 horse power. Estab. 1874.....	325	325	\$5,000	\$2,000
Ordered alarm bell connections provided between wood working machine shop and engine room.					
RACINE KNITTING CO. Two buildings—one 3-st. brick; one 1-st. brick; one outside stairway; one boiler; one engine, 25 horse power. Estab. 1889.....	12	48	60
RACINE MALLEABLE & WROUGHT IRON CO. Six buildings—one 3-st. brick; one 2-st. brick; two 1 st. brick; two 1-st. frame; one boiler; one engine, 50 horse power. Estab. 1870.....	220	220	10,000	15,000
Accident.—An employe met with death by being caught in shaft of tumbling mill; the firm paid all funeral expenses and his fellow workmen subscribed \$200 to support of his family. Note.—A fire in February, 1893, damaged plant to the extent of \$14,000.					
RACINE NAIL AND TACK CO. Two buildings—one 2-st. frame; one 1-st frame; one boiler; one engine, 30 horse power. Estab. 1890.....	18	18	250	2,500
Ordered set screws on shaft of jobber machine capped, and pully on same machine guarded.					
RACINE PLANING MILL AND MANUFACTURING CO. One 2-st. brick building; one boiler; one engine, 44 horse power. Estab. 1891.....	15	15	15,000	1,200
Ordered a guard placed in front of fly wheel in engine room, one rip saw boxed, overhead drive belt running line shaft above planers boxed, and guards placed on two rip saws.					
RACINE TRUNK CO. Three buildings—two 3-st. brick; one 1-st. brick; one boiler; one engine, 50 horse power. Estab. 1884.....	55	55	1,800
Ordered hand rail placed on stairway in lower floor of trunk factory and same on stairway leading from second to third floor in satchel department.					
Accident.—The foreman lost parts of two fingers on shaper.					
RACINE WAGON AND CARRIAGE CO. Thirteen buildings—four 4-st. brick; four 2-st. frame; four 1-st. brick; one 1-st. frame; one fire escape; one outside stairway; buildings bridged; two boilers; two engines, 250 horse power. Estab. 1869.....	621	32	653
Ordered three fire escapes erected and electric bell connections provided between machine departments and engine room. Note.—The main buildings are connected by bridges which afford some means of escape in case of fire, but owing to the fact that the upper floors are used for paint shops, filled with combustible material, and the numerous elevators which would cause fire to spread rapidly, it would be impossible for all to escape.					
RACINE WOOLEN MILLS, mfrs. woolen cloth and shawls. Four buildings—one 4-st. brick; one 3-st. brick; two 2-st. brick; three fire escapes; two boilers; one engine, 100 horse power. Estab. 1865	50	100	150
RACINE WRENCH CO., mfrs. "Rider" patent lightning wrench. One 2-st. frame building. Estab. 1892.....	6	6	1,600
Note.—Since inspection firm has made an assignment.					

Report of Inspection—Continued.

ESTABLISHMENTS INSPECTED.	NUMBER OF EMPLOYEES.			Cost of new building improvements.	Cost of new machinery.
	Male.	Fem.	Total		
ROBERTS JOHN M., m'r. cut stone and contractor. One 1 st. frame building; one boiler; one engine, 35 horse power. Estab. 1886.	15	15	\$500	\$5,000
SECOR M. M. TRUNK CO. Six buildings—two 4-st. brick; three 3-st. rick; one 2-st. frame; four fire escapes; two boilers; one engine, 150 horse power. Estab. 1861.	240	13	253
Condemned cable on elevator in trunk department, and ordered obstructions removed from exits to fire escapes.					
STECHER, WEBER & HUETTEN MANUFACTURING CO., mfrs. interior and exterior wood work. Three buildings—one 3 st. brick; one 2 st brick; one 1-st. brick; two boilers; one engine, 150 horse power. Estab. 1876.	50	50	600
Accidents.—One employe lost two fingers on a rip saw, another lost one finger on jointer.					
TIMES PUBLISHING CO., THE. One 2-st. brick building; one gas engine, 7 horse power. Estab. 1884.	15	5	20	1,200
VAUGHN'S STEAM LAUNDRY. One 3-st. brick building; one boiler; one engine, 10 horse power. Estab. 1885.	2	8	10	500
WINSHIP MANUFACTURING CO., mfrs. wind mills, pumps, etc. Two buildings—one 2-st brick; one 2-st. frame; one boiler; one engine, 50 horse power. Estab. 1864.	26	26	2,000
Ordered one large saw in planing mill boxed and rip saw on second floor guarded. Accident.—The Supt. lost his thumb on a daubing machine.					
REEDSBURG—SAUK CO.					
Inspected April, 1893, by Van Etten.					
DENNETT, W. P., creamery. Two 1-st. frame buildings. Estab. 1887.	19	19	800	1,200
Note.—Of the 19 employes reported, 17 are engaged driving teams, collecting cream. Creamery runs in summer only.					
MORGAN BUILDING CO., mfg. contractors. Two 1-st. frame buildings; one boiler; one engine, 30 horse power. Estab. 1882.	26	26	150
Ordered a guard placed on rip saw and railing placed in front of drive wheel on engine.					
REEDSBURG BREWING CO., Geffert & Pahl, props. Eight buildings—three 2 st. frame; five 1-st. frame; hand power. Estab. 1868.	6	6	325
REEDSBURG BUILDING & LUMBER CO., mfg. contractors. Two buildings—One 1-st. frame; one 1-st. brick; one boiler; one engine, 30 horse power. Estab. 1880.	11	1	12
Ordered a guard placed on one rip saw.					
Accident.—A workman was slightly injured on a rip saw.					
REEDSBURG WOOLEN MILL CO., mfrs. woolen cloth. Three buildings—one 4-st. brick; one 2-st. brick; one 1-st. brick; two wooden ladders; one boiler; 75 horse power (water). Estab. 1882.	35	64	99
Ordered automatic doors on elevator kept open during working hours. The automatic doors referred to were put in at the instance of a fire insurance company to shut openings in elevator in case of fire. The reason I order them kept open is that					

Report of Inspection—Continued.

ESTABLISHMENTS INSPECTED.	NUMBER OF EMPLOYEES.			Cost of new building improvements.	Cost of new machinery.
	Male.	Fem.	Total		
they are very deceptive in appearance, being about evenly balanced and not secured in any way. A person opening the gates and stepping on them would immediately fall to the floor below. Automatic sprinklers on all floors. <i>Accident.</i> —A boy 17 years old lost two fingers in gearing on spinning mules.					
SANDERS, A. M., mfr. wagons and buggies. Two 1-st. frame buildings; one boiler; one engine; 10 horse power. Estab. 18 6.....	6	6	\$300	\$40
Ordered a railing placed around fly wheel and a rip saw guarded. <i>Accidents.</i> —The proprie or lost a finger on planer; his son lost a finger on same machine.					
SCHOEPHOESTER, WM., mfr. staves, heading and lumber. Two buildings—one 1 st. brick; one 1-st. frame; one boiler; one engine, 75 horse power. Estab. 1890	9	9	500	500
<i>RHINELANDER—ONEIDA CO.</i> <i>Inspected Feb., 1894, by Van Etten.</i>					
ANDERSON BROS., mfrs. sleighs and wagons. Three buildings—one 2-st. frame; one 1-st. frame; one 1-st. brick; one boiler; one engine, 25 horse power. Estab. 1887.....	15	15	715
BROWN BROS. LUMBER CO., mfrs. lumber, lath and shingles. Eight buildings—four 3 st. frame; two 1-st. frame; two 1-st. brick; nine boilers; two engines, 350 horse power. Estab. 1882.....					
<i>Accidents.</i> —A workman lost his arm on a siding saw by throwing off tightener and trying to oil before saw stopped; another lost his hand by getting them in gearing to live rollers while attempting to remove bark from under gears. Cut of mill for 1892 was 17,000,000 ft. lumber; 4,000,000 lath; 8,000,000 shingles.	125	125	500	3,000
BROWN & ROBBINS, mfrs. lumber, lath and shingles. Four buildings—one 2 st. frame; two 1-st. brick; one 1-st. frame; six boilers; two engines, 105 horse power. Estab. 1886.....	75	75	3,500
Cut of mill for 1892 was 19,000,000 ft. lumber; 5,200,000 lath; 6,700,000 shingles.					
CLAYTON, GEO., mfr. lumber, lath and shingles. Three buildings—one 2-st. and two 1-st. frame; three boilers; one engine, 175 horse power. Estab. 1888.....	100	100
<i>Accident.</i> —The sawyer had his hand cut off by breaking of the band saw. Cut of mill for 1892 was 18,000,000 ft. lumber; 6,000,000 lath; 4,000,000 shingles					
CONRO, ABNER & SON, mfr. lumber, lath and shingles. Five buildings—two 2-st. frame; two 1-st. frame; one 1-st. brick; five boilers; two engines, 150 horse power. Estab. 1882.....	50	50	5,000	5,000
Cut of mill for 1892 was 6,000,000 ft. lumber; 1,200,000 lath; 75,000 shingles. <i>Note.</i> —A fire Nov. 2, 1892 caused a loss of \$6,500.					
FALL H. J., successor to Brown Bros. Lumber Co. (Buttrick Mills.) Mfrs. lumber, lath and shingles. Four buildings—one 2-st. frame; three 1-st. frame; four boilers; one engine, 150 horse power. Estab. 1888.....	50	50	15,000
Cut of mill for 1892 was 15,000,000 ft. lumber; 4,000,000 lath 2,000,000 shingles.					

Report of Inspection—Continued.

ESTABLISHMENTS INSPECTED.	NUMBER OF EMPLOYEES.			Cost of new building improvements.	Cost of new machinery.
	Male.	Fem.	Total		
FAUSTELECTRICLIGHT CO., THE. Three 1-st. frame buildings; three boilers; two engines, 180 horse power. Estab. 1890... Ordered two fly wheels guarded; and a railing placed at the side of main belt.	5	5	\$800	\$5,600
KIRK JAS. S. & CO., mfrs. soap. Two buildings—one 1-st. frame; one 1-st. brick; two boilers; one engine, 240 horse power. Estab. 1893..	33	33
OLSON & MEIKELJOHN, mfrs. lumber, lath and shingles. Five buildings—one 2-st. frame; four 1-st. frame; five boilers; two engines, 175 horse power. Estab. 1888	45	45	4,400	4,898
Accident.—A workman had his leg broken by being caught on a shaft while adjusting a belt.					
RHINELANDER BREWING CO. Four buildings—one 2-st. frame; three 1-st. frame; one boiler; one engine, 16 horse power. Estab. 1892..	5	5	11,500	7,500
RHINELANDER IRON CO., founders and mfrs. saw mill mahinery. Four 1-st. frame buildings; one boiler; one engine, 35 horse power. Estab. 1889.....	13	13	250	650
RIB RIVER LUMBER CO. (successors to E. K. Buttrick), planing mill and lumber yards. Two buildings—one 2-st. frame; one 1-st. frame; one boiler; one engine, 50 horse power. Estab. 1889.....	65	65	7,000	5,000
SOO PLANING MILL CO., planing mill. Three 1-st. frame buildings; one boiler; one engine, 40 horse power. Estab. 1880.....	13	13
SORENSEN & CO., mfrs. barb wire reels. Two buildings—one 2-st. and one 1-st. frame; one boiler; one engine, 50 horse power. Estab. 1894..	10	10	1,800
STEVENS LUMBER CO., mfrs. lumber, lath and shingles. Three buildings—one 2-st. frame; one 1-st. frame; one 1-st. brick; four boilers; one engine, 150 horse power. Estab. 1890.....	40	40	3,500
WABASH SCREEN DOOR CO. Six buildings—one 3-st. frame; three 1-st. brick; two 1-st. frame; one boiler; one engine, 180 horse power.....	120	120	6,500
Acc. ent.—A boy lost two fingers in a chain mortiser.					
WIXON & BRONSON (successors to Underwood Lumber Co.), planing mill. Three buildings—two 1-st. frame; one 1-st. brick; one boiler; one engine, 70 horse power. Estab. 1889.....	17	17	2,000
<i>RIB LAKE—TAYLOR CO.</i>					
<i>Inspected Feb., 1894, by Van Etten.</i>					
KENNEDY J. J., mfr. lumber, lath and shingles. Nine buildings—one 3-st. frame boarding house; two 2-st. frame; five 1-st. frame; one 1-st. brick; nine boilers; three engines, 240 horse power. Estab. 1881.	400	400	10,000	3,000
Accidents.—The edger man was killed Aug., 1893, by a board flying from edger, striking him in the side; another workman lost one finger in gears on re-saw. Note.—A fire in 1893 destroyed the boarding house; loss, \$1,000. Cut of mill for 1892 was 25,000,000 ft. lumber and 23,000,000 shingles.					

Report of Inspection—Continued.

ESTABLISHMENTS INSPECTED	NUMBER OF EMPLOYEES.			Cost of new building improvements.	Cost of new machinery.
	Male.	Fem.	Total		
SHAW F. D., mfr. non-acid hem'ock sole leather. Five buildings—two 2-st. frame; three 1-st. frame; six boilers; three engines, 120 horse power. Estab. 1892. Output for 1892 was 150,945 sides sole leather.	175	175	\$26,000	\$14,000
<i>RICE LAKE—BARRON CO.</i>					
<i>Inspected June, 1893, by Van Etten.</i>					
KNAPP, STOUT & CO. COMPANY, THE, mfrs. flour and repair work. Four buildings—two 3-st. and two 1-st. frame; 500 horse power (water). Estab. 1869...	12	12
LAFERNAIS, L., mfr. sash, doors, blinds and mouldings. Two buildings—one 2-st. frame; one 1-st. frame; one boiler; one engine, 75 horse power. Estab. 1887.....	5	5
MEIKELJOHN & HATTEN, mfrs. barrel stock. Four buildings—three 1-st. one 1-st. stone; one boiler; two engines, 74 horse power. Estab. 1886... Ordered two boys under 14 years of age discharged.	41	41
MERCIER CO., mfrs. hard wood lumber. One 2-st. frame building; one boiler; one engine, 25 horse power. Estab. 1893..... Ordered a guard placed around fly wheel. Note.—Since inspection reported as having closed business.	9	9	500	1,200
REUTER HUB AND SPOKE CO., mfrs. wagon stock. Five buildings—four 1-st. frame; one 1-st. brick; one boiler; one engine, 75 horse power. Estab. 1886... Accident.—A workman lost a finger on a slitting machine.	40	40	100	450
RICE LAKE LUMBER CO., mfrs. lumber, lath and shingles. Eleven buildings—two 2-st. frame; seven 1-st. frame; two 1-st. stone; eleven boilers; four engines, 515 horse power (steam), 500 horse power (water). Estab. 1887..... Cut of mill for 1892 was, 43,000,000 feet lumber; 11,000,000 lath; 31,000,000 shingles.	300	300	2,000	1,200
RICE LAKE MANUFACTURING CO., mfrs. sash, doors, blinds, and office, bank and saloon fixtures. Two buildings—one 2-st. frame; one 1-st. brick; one boiler; one engine, 45 horse power. Estab. 1893..... Ordered a guard placed on one rip saw.	16	16	1,200	2,800
<i>RICHLAND CENTER—RICHLAND CO.</i>					
<i>Inspected April, 1893, by Van Etten.</i>					
BLAKEMAN J. F., mfr. general cooperage. One 1-st. frame building; one boiler; one engine, 21 horse power. Estab. 1889..... Ordered three boys under 14 years discharged.	7	7	150
BRIMER BROS. & CO., mfrs. flannels, cassimers and knit goods. Three buildings—one 2-st. frame; one 1-st. iron; one 1-st. frame; one boiler; one engine, 45 horse power. Estab. 1890.....	5	10	15	185	1,000
JAMES N. L., mfr. lumber. Three 1-st. frame buildings; one boiler; one engine, 50 horse power. Estab. 1881..... Ordered a railing placed at side of main drive belt in engine room and one in front of belt and pulley on edgers. Accidents.—A workman was severely injured in the yard by a log rolling on him.	25	25	1,200	5,200

Report of Inspection—Continued.

ESTABLISHMENTS INSPECTED.	NUMBER OF EMPLOYEES.			Cost of new building improvements.	Cost of new machinery.
	Male.	Fem.	Total		
KROUSKOP A. H., planing mill and mfr. hard and soft wood lumber. (Reported by firm.) One 2-st. brick building; two boilers; one engine, 400 horse power. <i>Accident.</i> —One man had finger and hand slightly sawed.	50	50
PARFREY A. C., mfr. flour and feed. Three buildings; —one 4-st. frame; two 1-st. frame; 100 horse power. (water). Estab. 1881.	6	6	\$300
REPUBLICAN OBSERVER, printing and publishing. On first floor of 2-st. brick building; one boiler; one engine, 10 horse power. Estab. 1855
<i>RIPON—FOND DU LAC CO.</i>					
<i>Inspected October, 1893, by Van Etten.</i>					
HAAS JOHN brewer. Five buildings—one 3-st., one 2- t. and one 1 st. brick; one 1-st. stone; one 1-st. frame; one boiler; one engine, 15 horse power. Estab. 1865	7	7
POWERS J. J. & CO., cold storage. One 2-st. and basement brick and stone building; hand power. Estab. 1891	5	5
RIPON COMMONWEALTH, printing and publishing. On second floor of 2-st. brick building; one boiler; one gas engine, 4 horse power. Estab. 1863	5	5	200
RIPON GLOVE AND MITTEN WORKS. On first floor of 2-st. brick building; 6 horse power furnished by Ripon Knitting Works. Estab. 1868	6	7	13	1,110
RIPON KNITTING WORKS. mfrs. woolen socks and mittens. Two 2-st. brick buildings; one boiler; one engine 25 horse power. Estab. 1884 .. Ordered a railing placed around fly wheel of engine.	20	105	125	1,000
RIPON PACKING CO., pickling. Two 1-st. frame buildings; hand power. Estab. 1873.	5	1	6
RIPON ROLLER MILLS. (W. S. Crowther & Co.) mfrs. flour and feed. Three buildings—one 4-st. and basement frame; one 1-st. stone; one boiler; one engine, 75 horse power. (water), 93 horse power, (steam). Estab. 1831. Ordered a new cable placed on elevator and a railing placed around fly wheel.	7	1	8	\$4,500	18,500
RIPON STEAM LAUNDRY. One 2-st. brick building; one boiler; one engine, 12 horse power. Estab. 1892.	2	3	5	1,000
TIMMS C. J., mfr. berry boxes and crates and general wood work. One 2-st. and basement stone and frame building; one boiler; one engine, 30 horse power. Estab. 1885.	8	8
WICKS & SON, dealers in agricultural implements. One 3-st. brick building; hand power. Estab. 1891.	5	5
<i>RIVER FALLS—PIERCE CO.</i>					
<i>Inspected May, 1893, by Van Etten.</i>					
FORTUNE & ARMSTRONG, mfrs. flour and feed. Two building—one 3-st frame one 2-st. frame; 25 horse power. (water). Estab. 1858. Ordered a railing placed at head of stairway and covers placed over three gears on purifiers on first floor.	6	6

Report of Inspection—Continued.

ESTABLISHMENTS INSPECTED.	NUMBER OF EMPLOYEES.			Cost of new building improvements.	Cost of new machinery.
	Male.	Fem.	Total		
GOSS J. B. & Co., mfrs. flour and feed. Four buildings—one 3-st. and three 2 st, frame; 65 horse power (water). Estab. 1853.....	7	7	\$2,000	\$8,000
LUND A. W., mfr. carriages, wagons, harness, etc. Three buildings—one 1-st. stone; two 1-st. frame; one boiler; one engine, 12 horse power. Estab. 1881.....	15	15	4,500
<i>Note.</i> —A fire Jan. 24, 1893 destroyed plant, loss \$10,000. <i>Accident.</i> —A workman had all the fingers of his left hand cut off on shaper.					
MEALEY S. J., mfr. potato starch. One 2-st. and two 1-st. frame buildings, one boiler; one engine, 80 horse power. Estab. 1888.....	15	15	300	2,200
<i>Note.</i> —Closed at time of visit; will start about Sept. 15th. and run three months.					
RIVER FALLS STARCH FACTORY, mfrs. potato starch. Two buildings—one 2-st. frame; one 1-st. brick; one boiler; one engine, 40 horse power. Estab. 1890.....	11	11	300
<i>Note.</i> —Factory closed will start up in fall and run about 60 days.					
ROMEO—(Spencer P. O.) MARATHON CO. <i>Inspected Feb., 1894, by Van Etten.</i>					
PARRETT FRANK, mfr. lumber. Two 1-st. frame buildings; two boilers, one engine, 40 horse power. Estab. 1885.....	20	20	600	1,800
ROWLEY'S BAY—DOOR CO. <i>Reported by firm January 1894.</i>					
ROGERS, S. A. mfr. lumber. One 1-st. frame building one boiler; one engine, 30 horse power. Estab. 1885.....	11	11
RUSK, TOWN OF—BURNETT CO. <i>Reported by firm, June, 1893.</i>					
HUNTER W. L. mfr. lumber. Two 1-st. frame buildings; two boilers; two engines, 85 horse power. Estab. 1890.....	33	33	1,000	4,500
<i>Note.</i> —Mill will close June 1st, will start up again about Dec., 15th.					
ST. JOSEPH TOWNSHIP—ST. CROIX CO. <i>Reported by firm, January, 1894.</i>					
EAST SIDE LUMBER CO. One 1-st. building; one lath mill; one shingle mill and machinery appertaining thereto; seven boilers; one engine; 300 horse power. Estab. 1888.....	100	100	3,000
SCHLESINGERVILLE—WASHINGTON CO. <i>Inspected March, 1894, by Zwaska.</i>					
KORTEMAYER, WM., mfr. brick. One frame building, hand power. Estab. 1882.....	10	10
ROSENHEIMER, L. mfr., brick. Two 1-st. frame buildings; one boiler; one engine; 25 horse power. Estab. 1887.....	25	25
STORCK CHAS., brewer and malster. Eight buildings. One 2-st., two 2-st.; one 1½ st. and one 1-st. brick; one 1-st. stone; two 1-st. frame; two boilers one engine, 15 horse power. Estab. 1870.....	13	13	4,500	1,000
<i>Accident.</i> —A man had his fingers crushed between two barrels.					

Report of Inspection—Continued.

ESTABLISHMENTS INSPECTED.	NUMBER OF EMPLOYEES.			Cost of new building improvements.	Cost of new machinery.
	Male.	Fem.	Total		
SCHOFIELD—MARATHON CO.					
<i>Inspected, August, 1893, by Van Etten.</i>					
BROOKS & ROSS LUMBER CO., mfrs. lumber, lath and shingles. Four buildings—one 2 st. frame; three 1 st. frame; five boilers; two engines; 120 horse power (water); 200 horse power (steam). Estab. 1854.	150	150	\$1,250
<i>Accident.—A boy lost three fingers on a lath bolter.</i>					
SEYMOUR—ONEIDA CO.					
<i>Reported by firm, January, 1894.</i>					
NORTHWESTERN MANUFACTURING CO., turning and planing mill; two boilers; one engine, 45 horse power. Estab. 1886	16	16
<i>Note.—This is a branch of the business carried on at Fort Atkinson.</i>					
SHAWANO—SHAWANO CO.					
<i>Inspected November, 1893, by Zwaska.</i>					
KAST F. W., merchant miller. One 3 st. and attic frame sheet iron veneered building; 200 horse power (water). Estab. 1865	5	5	\$8,000	19,000
<i>Ordered two gears driving bolting chest guarded.</i>					
MCDONELL, D. A., mfr. lumber. Three buildings—one 2-st. frame; two 1-st. frame; and several sheds; two boilers; one engine, 100 horse power. Estab. 1893	60	60	10,000	5,000
<i>Note.—Mr. McDonell bought out W. W. Hollister & Co., and the Madison Lumber Co.</i>					
SHAWANO SHOE MFG. CO. Three buildings—one 2-st. and attic frame; one 1-st. brick; one 1-st frame; one boiler; one engine, 25 horse power. Estab. 1890.	25	16	41	300
SHEBOYGAN—SHEBOYGAN CO.					
<i>Inspected December, 1893, by Zwaska.</i>					
ALADDIN SOAP CO. One 2 st. and basement frame building; one engine, 15 horse power. Estab. 1891.	6	6
AMERICAN FOLDING BED CO. Two buildings—one 3 st. frame; one 1 st. brick; one boiler; one engine, 100 horse power. Estab. 1893	25	25	5,000	2,500
AMERICAN MANUFACTURING CO., mfrs. chairs. Three buildings—two 3-st. frame; one 1 st brick; two boilers; one engine, 65 horse power. Estab. 1887.	80	8	88	1,000
BALZER, JOHN, mfr. wagons, buggies, cutters, etc. Three buildings—one 3-st. brick; one 2-st. brick; one 1-st. brick; one boiler; one engine, 30 horse power. Estab. 1864.	15	15
C. B. WIRE MATTRESS CO., mfrs. woven wire mattresses. One 2 st frame building with a 1-st. brick addition; one boiler; one engine, 36 horse power. Estab. 1892	19	5	24	2,500
<i>Ordered fly wheel in engine room guarded; one counter shaft and pulleys of cut-off saw boxed; and hand rails provided at head of stairway.</i>					
CHAIR CITY STEAM LAUNDRY. One 2-st. frame building; one boiler; one engine, 8 horse power. Estab. 1888	1	5	6
<i>Ordered fly wheel of engine guarded.</i>					

Report of Inspection—Continued.

ESTABLISHMENTS INSPECTED.	NUMBER OF EMPLOYEES.			Cost of new building improvements.	Cost of new machinery.
	Male.	Fem.	Total		
CROCKER CHAIR CO., (Plant A.) Six buildings— one 5-st. brick; one 4-st. frame; three 3-st. frame; one 1-st. brick; three stand pipe fire escapes; three boil- ers; two engines, 150 horse power. Estab. 1887.	300	30	330	\$11,000	\$3,000
Ordered gears, pulleys and countershafting of one self feed band saw boxed; one cut off swing saw guarded and one large belt on second floor in 5-st. building guarded. <i>Accidents.</i> —A workman who tried to climb up on one of the fire escapes during noon time fell down and broke his leg and received internal injuries; a man lost a finger on a rip saw.					
CROCKER CHAIR CO., (Plant B.) Nine buildings— three 4-st. brick; one 4-st. frame; one 2-st. brick; one 2-st. frame; two 1-st. brick; five boilers; one engine, 300 horse power. Estab. 1884.	350	30	380	18,000
Ordered new cable placed on elevator.					
DILLINGHAM MANUFACTURING CO., mfrs. refriger- erators and wooden ware. Four buildings—three 3-st. brick; one 1-st. brick; and several small store houses; buildings bridged; three boilers; one engine, 300 horse power. Estab. 1884.	160	160	5,000
Automatic fire extinguishers located on every floor.					
EXCELSIOR WRAPPER CO., mfrs. excelsior wrap- pers for packing purposes. Two 1½-st. frame build- ings; one boiler; one motor, 15 horse power. Estab. 1889.	12	6	18	1,800
Ordered gearing on wrapper cutter guarded.					
FROST'S VENEER SEATING CO., mfrs. railroad car and depot seating. Seven buildings—two 3-st. brick; three 3-st. frame; one 1-st. brick; two 1-st. frame; two iron fire escapes and buildings bridged; one boiler; one engine, 135 horse power. Estab. 1883.	85	10	95	7,000
Ordered alarm bell connections provided and elevator openings guarded.					
GARTON TOY CO., mfrs. toys and express wagons. Two buildings—one 4-st. frame; one 1-st. brick; one fire escape; two boilers; one engine, 100 horse power. Estab. 1879.	125	2	127
Ordered fly wheel on engine guarded. <i>Note.</i> — Factory provided with automatic water sprinklers.					
GEELE, FRANK, HARDWARE CO., mfrs. tinware. One 3-st. brick building; one fire escape; hand power. Estab. 1880.	27	27
GUTSCH BREWING CO. Seven buildings—one 3-st. brick; one 2-st. brick; three 2-st. frame; one 4-st. brick; one brick ice house; one boiler; one engine; one ice machine; 75 horse power. Estab. 1845.	18	18	16,000
<i>Note.</i> —Since inspection made assignment.					
HALSTED MANUFACTURING CO., mfrs. kitchen safes and wardrobes. Three buildings—one 2-st. frame; one 1-st. brick; one 1-st. frame; one fire es- cape; one boiler; one engine, 150 horse power. Estab. 1885.	100	100	1,200
<i>Note.</i> —Since inspection firm reported as having gone out of business.					
JENKINS MACHINE CO., mfrs. wood working ma- chinery. Four buildings—one 2-st. frame; three 1-st. brick; two dynamos; 31 horse power Estab. 1876.	18	1	19	16,000	4,000

Report of Inspection—Continued.

ESTABLISHMENTS INSPECTED.	NUMBER OF EMPLOYES.			Cost of new building improvements.	Cost of new machinery.
	Male.	Fem.	Total		
JUNG, J. & W., mfrs. wagons, buggies and cutters. Three 2-st. brick buildings; hand power. Estab. 1859.	15	15
KOHLER, HEYSSEN & STEHN MFG. CO., mfrs. enameled hollow ware and agricultural implements. Eight buildings—two 2-st. frame; three 1-st. frame; one 2-st. brick; two 1-st. brick; one boiler; one engine, 65 horse power. Estab. 1879. <i>Accident</i> —A person not employed in shops, sustained an injury to his legs from a heavy casting, the injury was fatal.	75	8	83	\$500
MATTOON MANUFACTURING CO, mfrs. furniture. Six buildings—one 4-st. brick; three 4-st. frame; one 3-st. frame; one 1-st. brick; five iron fire escapes; one stairway escape and buildings bridged; eight boilers: two engines, 500 horse power. Estab. 1881. <i>Accident</i> .—A workman lost his hand on a shaper. <i>Note</i> .—The plant is equipped with automatic water sprinklers.	850	850	4,000
MEYER, PHIL, CO., machinists, founders and mfrs. "Globe" feed cutters. Four buildings—two 2-st. brick; one 1-st. brick; one 1-st. frame; one motor, 25 horse power. Estab. 1849.	35	35	800	\$300
MUELLER, H. G., & SONS, planing mill and mfrs. cheese boxes. Three buildings—one 3-st. frame; one 1-st. brick; one 1-st. frame; one boiler; one engine, 60 horse power. Estab. 1892. <i>Note</i> .—The factory is built against a hill, the second floor is on a level with the ground.	10	10	5,000	3,000
NATIONAL DEMOKRAT, printing and publishing. German weekly newspaper. One 2-st. brick building; one dynamo, 4 horse power. Estab. 1858.	12	12	50
PHENIX CHAIR CO. Seven buildings—one 4 st. brick; three 3-st. brick; one 2-st. brick; two 1-st. brick; and two frame storage sheds; two fire escapes; three boilers; two engines, 365 horse power. Estab. 1875. Ordered one boy of 13 years discharged. <i>Accident</i> —A workman lost a thumb on cut-off saw. <i>Note</i> —automatic water sprinklers provided on all floors.	500	25	525
RIEBOLDT, WALTER & CO., ship builders and contractors. One 2-st. and one 1-st. frame building; one boiler; one engine, 40 horse power. Estab. 1856.	45	45
REISS, C. COAL CO., THE, coal and wood yard. Two buildings—one 1-st. frame; one 1-st. brick, and several large coal sheds; one boiler; one engine, 40 horse power. Estab. 1880.	25	25
ROENITZ, C. T. LEATHER CO. Seven buildings—one 4 st. brick; one 3-st. brick; one 4-st. frame; one 3 st. frame; one 2-st brick and frame; one 1-st. brick; one 1-st frame; three outside stairway escapes; five boilers; two engines, 190 horse power. Estab. 1853. Ordered alarm bell connections provided. <i>Note</i> .—Plant is equipped with automatic water sprinklers.	225	225	25,694	27,475
SHEBOYGAN BOOT & SHOE CO. One 3 st. and basement brick building; one fire escape; one boiler; one engine, 25 horse power. Estab. 1886. Ordered one door changed to swing outward. <i>Accident</i> .—A workman was killed by being caught in belting. Firm paid funeral expenses.	60	30	90

Report of Inspection—Continued.

ESTABLISHMENTS INSPECTED.	NUMBER OF EMPLOYEES.			Cost of new building improvements.	Cost of new machinery.
	Male.	Fem.	Total		
SHEBOYGAN ELECTRIC LIGHT CO. One 2-st. brick building; two boilers; one compound engine, 1,000 horse power; two arc light dynamos, four incandescent light dynamos, and one 150 horse power generator. Estab. 1892	7	...	7	\$10,000	\$90,000
SHEBOYGAN CHAIR CO., mfrs. wood and cane seat chairs. Eight buildings—four 3-st. and four 1-st. brick; three iron fire escapes and buildings bridged; two boilers; one engine, 300 horse power. Estab. 1869	353	20	373	10,000
Ordered alarm bell connections provided. <i>Accident</i> —A workman had his fingers severely cut on shaper. <i>Note</i> .—Firm employ about 150 persons at home caning seats.					
SHEBOYGAN MINERAL WATER CO., mfrs. and bottlers of mineral water. Four buildings—one 3-st. frame; one 1-st. brick; two 1-st. frame; one boiler; one motor, 15 horse power. Estab. 1881	7	14	21	200
<i>Accident</i> .—A girl lost one eye by the bursting of a bottle which she was filling with mineral water. The girls have since been furnished with eye protectors. <i>Note</i> .—The building is located at side of a hill, the second story is on level with ground.					
SHEBOYGAN NOVELTY CO., mfrs. book cases, cabinets, etc. Three buildings—one 4-st. stone and frame; one 4-st. frame; one 1-st. brick; buildings bridged; one boiler; one engine, 75 horse power. Estab. 1890	62	62
Ordered one boy of 13 years discharged.					
SHEBOYGAN STEAM LAUNDRY. One 2-st. and one 1-st. frame building; one boiler; one engine, 10 horse power. Estab. 1889	2	3	5	1,200
SCHREIER KONRAD, brewer and malster. Nine buildings—two 4-st. brick; one grain elevator; one brick ice house; one 2-st. brick; two 1-st. brick; one 2-st. frame; one 1-st. frame; two fire escapes; two boilers; one ice machine; one engine, 60 horse power. Estab. 1854	45	45
Capacity, 20,000 bbls. annually.					
SCHULTHEISS BROS., general iron workers. One 3 st. and one 2-st. frame building; one boiler; one engine, 30 horse power. Estab. 1886	6	6
Ordered railings placed at head of stairway.					
SPRATT GEO. & CO., mfrs. chairs. Four buildings—three 2-st. frame; one 1-st. brick; one boiler; one engine, 55 horse power. Estab. 1884	50	2	52
VOLLRATH JACOB J. MANUFACTURING CO., THE, mfrs. gray and sheet enameled iron ware. Nine buildings—three 2-st brick; three 1-st. brick; three 1-st. frame; one boiler; one engine, 60 horse power. Estab. 1875	128	128	23,000	25,000
Ordered alarm bell connections provided; fly wheel in engine room guarded; two emery wheels in grinding department guarded. <i>Accident</i> .—A workman had his fingers of one hand crushed in cutting press.					
WINTER JESSE CO., mfrs. hall racks and office fixtures. Occupy third and fourth floors of a 4-st. frame building; one fire escape; 30 horse power furnished by M. Winter Lumber Co. Estab. 1892	6	6	12,000
<i>Note</i> .—At time of inspection this concern was in hands of receiver.					

Report of Inspection—Continued.

ESTABLISHMENTS INSPECTED.	NUMBER OF EMPLOYEES.			Cost of new building improvements.	Cost of new machinery.
	Male.	Fem.	Total		
WINTER, M., LUMBER CO., planing mill. Four buildings—one 4-st. frame; one 1-st. frame; two 2-st. brick; one fire escape; one boiler; one engine, 65 horse power. Estab. 1888. Ordered alarm bell connections provided and guards placed on one rip saw.	15	15	\$12,075
ZSCHETZSCHE, THEO., & SON, mfrs. leather. Five buildings—one 4-st. brick; two 2-st. brick; one 1-st. brick; one 1-st. frame; two boilers; one engine, 150 horse power. Estab. 1874. Ordered one fire escape erected; alarm bell connections provided; drive belt running conveyor and belt running bark mill boxed and elevator shafts guarded.	200	200	6,000	\$3,000
<i>SHEBOYGAN FALLS—SHEBOYGAN CO.</i>					
<i>Inspected December, 1893, by Zwaska.</i>					
BALLSCHMIDER & BOLDT MFG. CO., mfrs. building material, sash, doors and blinds. Three buildings—one 3-st. frame; one 1-st. brick; one 1-st. frame; one boiler; one engine, 60 horse power (water); 40 horse power (steam). Estab. 1892. <i>Note.</i> —Factory was not running at time of inspection, expected to start up soon.	16	16	8,000	2,800
BRICKNER WOOLEN MILLS CO., mfrs. fine woolen cloth. Two 3-st. and one 1-st. brick buildings; one fire escape and buildings bridged; two boilers; one engine, 125 horse power (water); 100 horse power (steam). Estab. 1878. The condition of the plant is good.	30	45	75	10,000
PHENIX IRON WORKS, mfrs. plows, horse powers, water wheels, etc. Three buildings—one 1-st. brick; two 1-st. frame; one boiler; one engine, 18 horse power. Estab. 1850. <i>Note.</i> —At time of inspection company was in hands of receiver.	15	15
RICHARDSON BROS., mfrs. chairs and cheese boxes. Five buildings—four 2-st. frame; one 1-st. brick; one boiler; one engine, 80 horse power (water); 50 horse power (steam). Estab. 1856. Ordered alarm bell connections provided. <i>Note.</i> —There is a saw mill in connection with this factory, the lumber sawed is for their own use only. <i>Accident.</i> —The foreman broke two ribs by falling over tracks for transporting material on trucks.	50	50
ROCK MILLS, J. H. Peyson, Son & Co., proprs. mfrs. flour. One 2-st. and basement stone and frame iron clad building; 70 horse power (water). Estab. 1847.	7	7
SHEBOYGAN FALLS TANNERY. Four buildings—one 3-st. brick; one 2-st. frame; two 1-st. frame; two boilers; one engine, 45 horse power. Estab. 1880. Ordered one fire escape erected; and chain and pulleys running bark mill boxed.	40	40
<i>SHELL LAKE—WASHBURN CO.</i>					
<i>Inspected August, 1893, by Van Etten.</i>					
SHELL LAKE LUMBER CO, THE, mfrs. lumber, lath and shingles. Twelve buildings—five 2-st. frame; five 1-st. frame; two 1-st. brick; fifteen boilers; five engines, 605 horse power. Estab. 1881. Ordered three boys under 14 years discharged. <i>Accidents.</i> —A workman lost three toes in gearing	350	350	2,400	1,750

Report of Inspection—Continued.

ESTABLISHMENTS INSPECTED.	NUMBER OF EMPLOYEES.			Cost of new building improvements.	Cost of new machinery.
	Male.	Fem.	Total		
of live rollers. <i>Note.</i> —The condition of the plant is very good; store connected and company owns and operates 17 miles of railroad for logging purposes, using two locomotives and about 30 cars. Cut of mill for 1892 was 29,129,790 feet lumber; 6,305,000 lath and 14,710,750 shingles.					
SHERRY—WOOD CO. <i>Inspected Jan., 1894, by Van Etten.</i>					
SHERRY LUMBER CO., mfrs. lumber lath and shingles. Nine buildings—three 2-st. frame; five 1-st. frame; one 1-st. brick; seven boilers; two engines, 180 horse power. Etab. 1880.	130	1	131	\$550	\$600
<i>Accident.</i> —A workman was killed by falling under one of the company's locomotives while trying to board it. <i>Note.</i> —Since former inspection, this company has added a water work system throughout the entire plant; company runs a store and board-house and owns and operates 11 miles of logging railroad using 15 cars and 2 locomotives. Cut of mill for 1892 was 8,500,000 feet lumber and 5,000,000 shingles.					
SUTTON MANUFACTURING CO., mfrs. staves and heading. Four buildings—two 2-st. frame; two 1-st. frame; one boiler; one engine, 125 horse power. Etab. 1892.	37	1	38	3,935	6,378
<i>Accident.</i> —A workman had an arm badly cut on a drum saw. <i>Note.</i> —Boarding house connected, run by firm.					
SOLDIERS GROVE—CRAWFORD CO. <i>Inspected April, 1893, by Van Etten.</i>					
CULLMAN BROS, assorting and packing tobacco. One 2-st. and basement iron veneer building, hand power. Etab. 1893.	24	11	35
Ordered main doors to swing outward.					
KICKAPOO EXCELSIOR CO., mfrs. excelsior. Two 1-st. frame buildings; 25 horse power (water). Etab. 1892.	6	6	800	2,000
PETERSON ATLEY, mfr. hard wood lumber. One 1-st. frame building, 40 horse power (water). Etab. 1868. Ordered a cover placed over a slab saw and a railing placed at head of stairway leading to basement.	10	10	175
SPARTA—MONROE CO. <i>Inspected March, 1893, by Van Etten.</i>					
NEWTON PAPER MILLS, mfrs. manilla, rag and straw wrapping paper. Five buildings—one 2-st. frame; three 1-st. frame; one 1-st. brick; two boilers; one engine, 50 horse power (water), 75 horse power (steam). Etab. 1866.	29	4	33	2,145
Ordered one boy under 14 years discharged.					
SPARTA IRON WORKS CO., mfrs. brass and iron castings, engines, etc. Three buildings—two 1-st. s. one; one 1-st. brick; one boiler; one engine, 14 horse power. Etab. 1869.	8	8	200	800
SPENCER—MARATHON CO. <i>Inspected February, 1894, by Van Etten.</i>					
GARDINER JOHN, mfr. lumber, lath and shingles. Three buildings—one 2-st. frame; two 1-st. frame;					

Report of Inspection—Continued.

ESTABLISHMENTS INSPECTED.	NUMBER OF EMPLOYEES.			Cost of new building improvements.	Cost of new machinery.
	Male.	Fem.	Total		
two boilers; one engine, 45 horse power. Estab. 1886 Cut of mill for 1893, was 1,100,000 feet lumber.	35		35		\$100
PARRETT FRANCIS, logging and mfr. lumber. Reported by firm. [No description of plant given].....	20		20		
SPOKEVILLE—CLARK CO.					
Reported by firm January, 1894.					
MARSH J. C., mfr. lumber and shingles. A one story shingle and saw mill; two boilers; two engines, 60 horse power. Estab. 1884.....	20		20		
SPRING VALLEY—ST. CROIX CO.					
Inspected June, 1893, by Van Etten.					
EAGLE IRON CO., mfrs. pig iron. Eleven buildings—one 2-st. frame; nine 1-st. brick; one brick tower, 65 feet high; six boilers; four engines, 450 horse power. Estab. 1893.....	50		50		
FLEMING ANNA, mfr. hard wood lumber. Two 1½ st. frame buildings; 30 horse power. (water). Estab. 1879.....	7		7	\$550	175
GRAVES & SCHNARE, mfrs. lumbermens' supplies. Two buildings—one 1-st. brick; one 1-st. frame; one boiler; one engine, 30 horse power. Estab. 1892..... Ordered a railing placed around the fly wheel in engine room. Note—Since inspection firm reported as having gone out of business.	6		6	900	1,100
STANLEY—CHIPPEWA CO.					
Inspected March, 1894, by Van Etten.					
NORTHWESTERN LUMBER CO., mfrs. lumber, lath and shingles. Nine buildings—three 2-st. frame; five 1-st. frame; one 1-st. brick; nine boilers; three engines, 430 horse power. Estab. 1892..... The condition of this plant is very good. Cut of mill for 1892 was 16,000,000 ft. lumber; 3,750,000 lath; 3,500,000 shingles. Accident—A workman lost an arm on a lath saw while attempting to reach for a piece of lath on the table.	150		150	23,000	92,000
STANLEY MANUFACTURING CO., mfrs. lumber. Three buildings—two 2-st. and one 1-st. frame; one boiler; one engine, 75 horse power. Estab. 1895..... Cut of mill for 1892 was 2,400,000 ft. lumber.	30		30		
STARK, TOWN OF, AND TOWN OF WEBSTER—VERNON CO.					
Reported by firm, January, 1894.					
SEELY D. SON & CO., lumbering in hard wood with two mills [No description of plant given]; two boilers; two engines, 100 horse power. Estab. 1893..... We do not intend to establish a permanent plant with these mills but rather to move them every two to four years, for convenience in getting logs to same.	24	2	26		
STETTIN, TOWN OF—MARATHON CO.					
Reported by firm, January, 1894.					
ELLINGSON BROS., saw and planing mill. One 2-st. and one 1-st. frame building; one boiler, one engine, 60 horse power. Estab. 1893.....	30		30	2,500	3,000

Report of Inspection—Continued.

ESTABLISHMENTS INSPECTED.	NUMBER OF EMPLOYEES.			Cost of new building improvements.	Cost of new machinery.
	Male.	Fem.	Total		
LOY, BUTTKE & CO., saw mill [no description of plant given]; one boiler, one engine, 30 horse power. Estab. 1892	15	15
<i>STEUBEN—CRAWFORD CO.</i>					
<i>Inspected April, 1893, by Van Etten.</i>					
HURLBUT & HAMILTON, mfrs. hard wood lumber Three 1-st. frame buildings; one boiler; one engine, 25 horse power. Estab. 1898	10	10	\$1,700
<i>STEVENS POINT—PORTAGE CO.</i>					
<i>Inspected January, 1894, by Van Etten.</i>					
BUKOLT MANUFACTURING CO., THE, mfrs. furniture. One 2-st. and one 1-st. frame building; one boiler; one engine, 14 horse power. Estab. 1892.	11	11	\$750	820
BOSWORTH & REILLY, mfrs. lumber, lath and shingles. Three buildings—one 2-st. frame; one 1-st. stone; one 1-st. frame; six boilers; one engine, 150 horse power. Estab. 1877	80	80
Output for 1892, was 12,810,810 ft. lumber; 4,626,000 lath and 5,370 shingles.					
CENTRAL CITY IRON WORKS, R. A. Clark, proprietor, foundry, mfrs. saw mill machinery. Six buildings—four 1-st. brick; two 1-st. frame; one boiler; one engine, 30 horse power. Estab. 1891.....	45	45	13,000	5,000
GAZETTE, THE, E. D. Glennon proprietor, printing and publishing. On second floor of 2-st. stone building; one gas engine, 2 horse power. Estab. 1878.....	4	1	5	630
HOEFFLER & CHAPMAN MANUFACTURING CO., mfrs. carriages, wagons and dust-proof axles. Three buildings—one 2-st. brick; one 2-st. frame; one 1-st. frame; one boiler, one engine, 70 horse power. Estab. 1890	22	1	23	1,500	500
Ordered railing placed around fly wheel of engine.					
JACKSON MILLING CO., mfrs. flour and feed. Three buildings—one 3-st. stone one 2-st. frame; one frame elevator; one boiler; one engine, 150 horse power. Estab. 1877	10	1	11	2,500	1,700
Output for 1892, was 30,000 bbls flour and 1,300 tons feed.					
LUTZ, A., brewer. Four buildings—one 2-st. stone; three 1-st. stone; one boiler; one engine, 10 horse power. Estab. 1866.....	9	9
MITCHELL ROLLER MILLS, mfrs. flour and feed. Two frame buildings; one boiler; one engine, 35 horse power. Estab. 1878.....	5	5
NORTH SIDE LUMBER CO., planing mill. Two 1 st. frame buildings—one boiler; one engine, 60 horse power. Estab. 1886.....	20	20	200	1,300
PORT, L., mfr. cigars. On first floor of 2-st. brick building; hand power. Estab. 1886.....	6	6
RICE, JOHN & BRO. CO., mfrs. machinery and general repair works. Two buildings—one 2-st. frame; one 1-st. frame; one boiler; one engine, 40 horse power. Estab. 1873.....	7	7	85	695

Report of Inspection—Continued.

ESTABLISHMENTS INSPECTED.	NUMBER OF EMPLOYEES.			Cost of new building improvements.	Cost of new machinery.
	Male.	Fem.	Total		
SOUTH SIDE LUMBER CO., planing mill. Two 1-st. frame buildings; one boiler; one engine, 60 horse power. Estab. 1890. <i>Accidents.</i> —The filer lost four fingers in planer; a boy lost two fingers on a rip saw.	20	20	\$1,800
STEVENS POINT BOX CO., mfrs. boxes. Seven buildings—one 2-st. frame; five 1-st. frame; one 1-st. brick; two boilers; one engine, 80 horse power. Estab. 1884.	30	30	8,000
STEVENS POINT JOURNAL, printing and publishing. On second floor of 2-st. frame building, hand power. Estab. 1866.	6	6
STEVENS POINT LIGHTING CO., gas and electric light g. Two 1-st. brick buildings; two boilers; two engines; 180 horse power. Estab. 1888.	8	8
STEVENS POINT STEAM LAUNDRY CO. one 1-st. frame building; one boiler; one engine, 25 horse power. Estab. 1891. Ordered a guard placed around fly wheel and main door changed to swing outward. <i>Note.</i> —A fire in May, 1892, destroyed plant; loss, \$9,000.	4	12	16	\$1,500	3,500
VETTER, H. A. & BRO., mfrs. odd size sash, doors and blinds and general wood work. Four buildings—three 1-st. frame; one 1-st. stone; one boiler; one engine, 75 horse power. Estab. 1894.	6	6	800	950
WALLACE & KRANER, mfrs. lumber, lath and shingles. Five buildings—one 2-st. frame; four 1-st. frame; four boilers; one engine, 150 horse power. Estab. 1892. Output for 1892 was 5,500,000 ft. lumber, 800,000 lath, 500,000 shingles.	35	35	550	750
WEEK, JOHN, LUMBER CO., mfrs. lumber, lath and shingles. Five buildings—one 2-st. frame; four 1-st. frame; four boilers; two engines, 160 horse power. Estab. 1851. Output for 1892 was 8,000,000 ft. lumber, 1,970,000 lath, 6,948,000 shingles, 83,269 pickets. <i>Accident.</i> —A workman was injured by having his hand caught in gearing to live rollers.	92	92
WISCONSIN CENTRAL RAILWAY SHOPS, mfrs. freight cars and general repair work. Seven buildings—five 1-st. brick; two 1-st. frame; two boilers; one engine, 85 horse power. Estab. 1870. Ordered a railing placed around fly wheel of engine.	239	2	241
STOUGHTON—DANE CO.					
<i>Inspected January, 1894, by Van Etten.</i>					
HINTZE, C. M., mfr. cigars. On second floor of 3-st. brick building, hand power. Estab. 1881.	3	2	5
STOUGHTON WAGON CO., mfrs. wagons and sleighs. Sixteen buildings—two 2½-st. brick; three 2½-st. frame; one 2-st. brick; one 2-st. frame; one 1-st. brick; eight 1-st. frame; buildings bridged; two boilers; one engine, 200 horse power. Estab. 1865. Condition of plant is very good.	160	160	2,286	6,808
ZWICKER HENRY, mfr. cigars. One 1-st. frame building; hand power. Estab. 1886.	6	3	9

Report of Inspection—Continued.

ESTABLISHMENTS INSPECTED.	NUMBER OF EMPLOYEES.			Cost of new building improvements.	Cost of new machinery.
	Male.	Fem.	Total		
STRATFORD—MARATHON CO.					
<i>Reported by firm, February, 1894.</i>					
CONNOR, R. CO., THE, mfrs. lumber, lath and shingles. Four buildings—one 2-st. frame; three 1-st. frame; three boilers; one engine, 150 horse power. Estab. 1892.....	110	110	\$5,000	\$24,000
Cut of mill for 1892 was 6,500,000 feet lumber.					
SUGAR BUSH—OUTAGAMIE CO.					
<i>Reported by firm, April, 1894.</i>					
RUCKDASHEL BROS., saw mill. One 1-st. frame building, with engine room attached; one boiler; one engine, 40 horse power. Estab. 1885.....	15	15
SUPERIOR—SOUTH SUPERIOR—WEST SUPERIOR—DOUGLAS CO.					
<i>Inspected July, 1893, by Van Etten.</i>					
SUPERIOR.					
ANCHOR MILL CO., mfrs. flour. Four buildings—one 6-st. brick; one 1-st. frame; two boilers; one engine, 500 horse power. Estab. 1893.....	Note.	118,000	102,000
<i>Note.—Machinery not yet in place; will start up about September 1st, and employ about 50 men. Ordered two fire escapes to be placed on the mill before said mill is used for manufacturing purposes. Capacity of one-half mill 2,000 bbls. daily.</i>					
BELT LINE ELEVATOR CO., grain elevator. Elevator M. 152 feet high; annex N 120 feet high; both frame iron veneer; three 1-st. brick buildings; two iron fire escapes; three boilers; two engines, 250 horse power. Estab. 1893.....					
	20	20
DAISY ROLLER MILL CO., mfrs. flour. Five buildings—one 8-st. frame elevator, iron veneer; one 6-st. brick; one 2-st. brick; one 2-st. frame; one 1-st. frame; both iron veneer; four boilers; two engines, 1,100 horse power. Estab. 1893.....					
<i>Ordered two sets of gearing on flour dressers on three and a half and fourth floors covered; also two fire escapes erected on mill and one on elevator. The condition of this plant is very good; automatic sprinklers on every floor.</i>					
	110	110	150,000	250,000
DAM, F. H. & CO., mfrs. sash, doors, blinds and mouldings. Three 1-st. frame buildings; one boiler; one engine, 60 horse power. Estab. 1890.....					
<i>Accident.—A workman lost two fingers on a shaper.</i>					
	30	30	200
HARWOOD MANUFACTURING CO., mfrs. flour bbls. One 2-st. and two 1-st. frame buildings; one boiler; one engine, 30 horse power. Estab. 1893.....					
<i>Ordered two boys under 14 years of age discharged; a railing placed around fly wheel and main belt; a cover placed over gearing on hoop binder; and two doors at head of outside stairway changed to swing outward.</i>					
	40	40
LISTMAN, WM., MILLING CO., THE, mfrs. flour. Eight buildings—one 7-st. brick; one 2-st. brick; one 1-st. brick; one 6-st. frame elevator; one 1 st. frame; one 4-st. frame; one 3-st. frame; one 2-st. frame; all iron veneer; three boilers; two engines, 600 horse power. Estab. 1893.....					
<i>Ordered three fire escapes erected, two on mill and one on elevator. Capacity 2,000 bbls. daily.</i>					
	50	50	130,000	100,000

Report of Inspection—Continued.

ESTABLISHMENTS INSPECTED.	NUMBER OF EMPLOYEES.			Cost of new building improvements.	Cost of new machinery.
	Male.	Fem.	Total		
SUPERIOR TERMINAL ELEVATOR CO., grain elevating. Elevator K 152 ft. high; annex L 120 ft. high, both frame iron veneer; three 1-st. brick buildings; two iron fire escapes; three boilers; two engines, 250 horse power. Estab. 1893	20	20	\$300,000	\$28,000
The buildings of this company are a fac-simile of those of the Belt Line Elevator Co, the plans were drawn by the same architect. The condition of plant is very good.					
YOUGHIOGHENY & LEHIGH COAL CO., dealers and shippers of coal. Two buildings; docks 800 feet long and and 300 feet wide; two boilers; one engine, 110 horse power. Estab. 1892	75	75	11,000	3,000
SOUTH SUPERIOR.					
DUPLEX WIND MILL CO., mfrs. wind mills, water tanks, etc. Seven buildings—six 1-st. brick; one 1-st frame; two boilers; one engine, 100 horse power. Estab. 1893	48	48	30,000	47,000
Ordered one rip saw guarded and a railing placed around the fly wheel; also ordered one boy under 14 years discharged. <i>Note.</i> —This company was formerly at Brooklyn, Wisconsin.					
GOODMAN, WILCOX & CO., mfrs. office furniture and builders' supplies. Three buildings—one 2-st. frame; one 1-st frame; one 1-st. brick; one boiler; one engine, 25 horse power. Estab. 1890	15	15	700
LA BELLE WAGON WORKS. Two 1-st. brick buildings and several sheds; three boilers; one engine, 350 horse power. Estab. 1890	172	175	5,000	2,500
<i>Accident.</i> —A workman lost two fingers on a buzz planer.					
SEAGAR & GUNNISS, mfrs. brick. Five buildings—two 2-st. frame; three 1-st. frame; one boiler; one engine, 40 horse power. Estab. 1890	20	20	1,300
SUPERIOR MALLEABLE IRON CO., foundry. Three buildings—one 2-st. brick; one 2-st. frame; one 1-st. brick; one boiler one engine, 75 horse power. Estab. 1891	38	38	20,000	6,000
SUPERIOR STOVE CO., mfrs. stoves, ranges, etc. Three buildings—two 2-st and two 1-st. brick; two boilers; one engine, 100 horse power. Estab. 1891 ...	86	86	36 137	14,795
WEBSTER MANUFACTURING CO., mfrs. chairs and hard-wood lumber. Ten buildings—two 3-st. brick; one 3-st. frame; one 2-st. frame; two 2-st. brick; four 1-st. frame; three iron fire escapes and buildings bridged; three boilers; four engines, 340 horse power Estab. 1891	285	40	325	3,900	4,000
Ordered three fire escapes extended to roof. <i>Note.</i> —The company has stand pipes with hose attachments conveniently located on every floor. <i>Accidents.</i> —A workman was instantly killed by stepping off from the platform of elevator and falling a distance of 60 feet, striking on his head; another workman lost a finger while removing saw dust from under saw.					
WEST SUPERIOR.					
ADAMANT MFG. CO. OF AMERICA, mfrs. adamant and wall plaster. One 2-st. frame building; one boiler; one engine, 25 horse power. Estab. 1889. ...	9	9
AMERICAN STEEL BARGE CO., mfrs. steel barges and steamers; repairing same, dry dock and operat-					

Report of Inspection—Continued.

ESTABLISHMENTS INSPECTED.	NUMBER OF EMPLOYEES.			Cost of new building improvements.	Cost of new machinery.
	Male.	Fem.	Total		
ing vessels. Eleven buildings—three 2-st. frame; seven 1-st. frame; one 1½-st. frame; six boilers; eight engines, 205 horse power. Estab. 1890.....	750	750	\$6,000	\$15,000
<i>Note.</i> —Twenty-eight vessels have been built since this yard was established in July, 1880. Three of the vessels are engaged in ocean traffic. Eleven are steamers, one of which (The Christopher Columbus) was built for passenger service during the World's Fair.					
BADGER STATE MANUFACTURING CO., mfrs. sash, doors, blinds and general mill work. Two 1-st. frame buildings; electric motor, 30 horse power. Estab. 1890	24	25	250
Ordered a guard placed on one rip saw.					
BARKER C. S., dredging and dry docks. Three 1-st. frame buildings,—one boiler; one engine, 30 horse power. Estab. 1886.....	175	175	1,800	4,000
BROADWAY STEAM LAUNDRY. One 1-st. brick building and on first floor of 2-st. brick building; one boiler; one engine, 10 horse power. Estab. 1887	4	14	18	1,000
<i>Accident.</i> A girl caught hand in an ironing mangle, injuring it quite severely. <i>Note.</i> —Said mangle was well guarded.					
CALL PUBLISHING CO., printing and publishing. One 2-st. brick; electric motor, 5 horse power. Estab. 1887	11	3	14	1,000
CASCADE STEAM LAUNDRY, (Clark & Sandy, Props.) One 1-st. frame building; one boiler; one engine, 10 horse power. Estab. 1892.....	3	12	15	1,510
CHRISTIE ROBERT (successor to Michigan Mfg. Co.) mfrs. shingles. Two buildings—one 2-st. frame; one 1-st. brick; one boiler; one engine, 50 horse power. Estab. 1891	10	10
DOUD SONS & CO., mfrs. flour barrels. Two 2-st. frame buildings—one boiler; one engine, 15 horse power. Estab. 1892	40	40	4,000	3,000
Ordered door at head of outside stairway changed to swing outward; also seven boys under 14 years discharged.					
DULUTH ELEVATOR CO., grain elevating. Elevator No. 1, 135 ft. high. No. 2, 88 ft. high. No. 3, 121 ft. high; one 2-st. brick building; eight iron fire escapes; six boilers; three engines, 960 horse power. Estab. 1887	40	40	3,000
EASTERN RAILWAY CO., OF MINNESOTA, repair shops. Eight buildings—one 2-st. brick; four 2-st. brick; three 1-st. frame; two boilers; one engine, 25 horse power. Estab. 1888	35	35	750
FREEMAN MILLING CO., mfrs. flour. Three buildings—one 6-st. brick; one 1-st. brick; one 1-st. frame; three boilers; one engine, 175 horse power. Estab. 1894	60	60	110,000	90,000
Ordered two fire escapes erected; the fly wheel in engine room enclosed and railing placed at head of stairway. <i>Accident.</i> —A workman lost a finger by being caught in a car puller. Capacity of mill 2,500 bbls. daily.					
GREAT NORTHERN ELEVATOR CO., grain elevating. Elevator A, 153 feet high. Elevator X, 70 feet					

Report of Inspection—Continued.

ESTABLISHMENTS INSPECTED.	NUMBER OF EMPLOYEES.			Cost of new building improvements.	Cost of new machinery.
	Male.	Fem.	Total		
high, and two 1-st. frame, all iron veneer; four iron fire escapes; four boilers; two engines, 650 horse power. Estab. 1886.....	32	32	\$1,500	\$7,000
HALLOCK, HARMON LEADER CO., job printing. On first floor of 3-st. brick building; power furnished by Superior Leader Co. Estab. 1892.....	16	6	22	5,100
HEWSON, A. C., mfr. roofing material and iron cornices. One 1-st. frame; building; hand power. Estab. 1890.....	25	25
HEWSON, SCANLAN CO., mfrs. sash, doors, blinds and moulding. Three buildings—two 2-st. and one 1-st. frame; one boiler; one engine, 35 horse power. Estab. 1890..... Ordered a railing placed around fly wheel and a guard placed on one rip saw.	35	35	2,000	5,000
KLINKERT BREWING CO., THE. Eight buildings—one 3-st. frame; two 2-st. frame; five 1-st. frame; one boiler; one engine, 80 horse power. Estab. 1890.....	13	13
LAKE SUPERIOR, MINERAL PAINT & COLOR CO. One 2-st. building; one boiler; one engine, 45 horse power. Estab. 1893..... A fire July 11th, 1893, destroyed the plant; loss, \$14,182.	7	7	4,182	10,000
LEHIGH COAL & IRON CO., dealers in coal and iron. Four buildings—one 3-st. frame boarding-house; four 1-st. frame; two fire escapes; three boilers; nine engines, 315 horse power. Estab. 1886 <i>Note.</i> —At the time of inspection the affairs of this concern were conducted by an assignee. <i>Accident.</i> —A workman was killed by a piece of coal falling and striking him on the head.	270	270	4,500	900
MARX & ZIMMERMAN, mfrs. cigars. One 1-st. frame building; hand power. Estab. 1890.....	6	6
MAST R. C., bookbinder. On second floor of 2-st. brick building; hand power. Estab. 1890.....	5	3	8	1,500
MILLHUFF & GAGE MFG. CO., mfrs. stoves, heaters and ranges. Six buildings—one 2-st. brick; one 1-st. brick; four 1-st. frame; one boiler; one engine, 25 horse power. Estab. 1892.....	35	35	13,500	6,000
MINKOTA MILLING CO., mfrs. flour. Five buildings—one 6-st. frame elevator; one 5-st. frame mill; one 2-st. frame; one 1-st. frame; all iron veneer; one 1-st. brick; two boilers; two engines. Estab. 1893..... Ordered two fire escapes erected, one on elevator and one on mill.	25	25
MURRAY C. S. & CO., mfrs. lumber, lath and shingles. Six buildings—one 2-st. and three 1-st. frame; one 1-st. brick; one 1-st. stone; nine boilers; two engines, 120 horse power. Estab. 1888..... Cut of mill for 1893 was 15,000,000 feet lumber; 4,000,000 lath; 4,500,000 shingles.	100	100
NORTHWESTERN COAL CO., dealers in coal. Docks Nos. 3 and 4 and four 1-st. frame buildings; four boilers; three engines, 380 horse power. Estab. 1888....	95	95	750

Report of Inspection—Continued.

ESTABLISHMENTS INSPECTED.	NUMBER OF EMPLOYEES.			Cost of new building improvements.	Cost of new machinery.
	Male.	Fem.	Total		
OHIO COAL CO., dealers in coal. Four 1-st. frame buildings; two boilers; four engines, 210 horse power. Estab. 1889.	100	100
PEYTON, KIMBALL & BARBER, mfrs. lumber, lath and shingles. Eight buildings—one 3-st. frame; two 2-st. frame; two 1-st. frame; two 1-st. brick; one 1-st. stone; seven boilers; two engines, 330 horse power. Estab. 1884.	225	225	\$165	\$20,000
Ordered one boy under 14 years discharged. <i>Accident.</i> —A boy lost two fingers on shingle bolter.					
PHILADELPHIA & READING COAL & IRON CO., THE, successors to Silver Creek & Morris Coal Co. Six 1-st. frame buildings—three boilers; five engines, 180 horse power. Estab. 1890.	80	80	5,800
<i>Accident.</i> —An employe was killed by a car being switched against him.					
RUSSELL & MILLER MILLIN GCO., THE, mfrs. flour. Six buildings—one 7-st. brick; one 3-st. brick; four 1-st. brick; three boilers; one engine, 100 horse power. Estab. 1893.	60	60	142,000	95,000
Ordered two fire escapes on mill building. <i>Note.</i> —The machinery was not all in at time of inspection, expect to start up very soon.					
ST PAUL & WESTERN COAL CO., dealers in coal. Five 1-st. frame buildings; two boilers; eight engines 295 horse power. Estab. 1888.	107	107	8,000
STANDARD OIL CO., pumping oil. Two 1-st. brick buildings—three 5000 gal. tanks; one boiler; one engine, 25 horse power. Estab. 1889.	21	21	350
STROTHMAN BROS., Standard Iron Works, machine shops, foundry and forge works. Three buildings—one 1-st. brick; two 1-st. frame; one boiler; one engine, 25 horse power. Estab. 1888.	24	24	4,360	3,178
SUPERIOR BAG & PRINTING CO., job printing and book binding. On first floor of 2-st. brick building; one gas engine, 7 horse power. Estab. 1892.	12	3	15	1,500
Ordered caps placed on projecting keys on fly wheels of their printing presses. <i>Note.</i> —This company intend soon to commence the manufacture of flour sacks, employing about 75 persons.					
SUPERIOR CUT STONE CO., sawing and cutting stone. Two 1-st. frame buildings and seven sheds; one boiler; one engine, 50 horse power. Estab. 1889.	48	40	3,000
<i>Accident.</i> —A workman had a leg broken by a stone falling on him.					
SUPERIOR LEADER, THE, since changed to the Middleton Manufacturing Co., printing and publishing. One 2-st. and basement brick building; electric motor, 21 horse power. Estab. 1890.	36	1	37	11,75
Ordered a fire escape erected.					
SUPERIOR MFG. & LUMBER CO., mfrs. sash, doors, blinds and mouldings. Four buildings—two 2-st. frame; one 1-st. brick; one 1-st. frame; one boiler; one engine, 35 horse power. Estab. 1886.	35	35	2,750	1,000
Ordered a railing placed around a fly wheel and a rip saw guarded. <i>Accident.</i> —A workman lost a thumb and another a finger on a jointer.					
SUPERIOR RAPID TRANSIT RAILWAY CO., electric street railway. Two buildings—one 2-st. brick;					

Report of Inspection—Continued.

ESTABLISHMENTS INSPECTED.	NUMBER OF EMPLOYEES.			Cost of new building improvements.	Cost of new machinery.
	Male.	Fem.	Total		
one 1-st. brick; three boilers; two engines, 650 horse power. Estab. 1889.	70	70
<i>Note.</i> —This company owns and operates 26 miles of street railway. Of the 70 men reported, 65 are motormen and conductors.					
SUPERIOR SHIRT CO., THE, mfrs. shirts and laundry work. One 2-st. and basement brick building; one boiler; one engine, 25 horse power. Estab. 1892. Ordered door at foot of stairway changed to swing outward.	7	18	25	\$12,000
SUPERIOR STEAM LAUNDRY (Erickson & Paulson, props.). One 1-st. and basement frame building; one boiler; one engine, 7 horse power. Estab. 1891.	2	9	11	663
SUPERIOR WATER, LIGHT & POWER CO., water supply, gas and electric lighting. Five buildings—four 1-st. brick and iron; one 1-st. frame; six boilers; three engines, 650 horse power. Estab. 1887, 1888 and 1889.	24	24	\$1,000	30,000
SEPERIOR WAVE, THE, T. B. Gregg, prop., printing and publishing. One 2-st. frame building; electric motor, 3 horse power. Estab. 1886.	5	5	175
TELEGRAM PRINTING CO., printing and publishing. One 2-st. brick building; electric motor, 7 horse power. Estab. 1890.	39	1	40	3,060
TOEPFER BROS., mfrs. cigars. On second floor of 2-st. frame building; hand power. Estab. 1890.	5	5
TROY STEAM LAUNDRY (Moore & McKay). One 1-st. frame building; one boiler; one engine, 15 horse power. Estab. 1890.	1	10	11	700
WAREHOUSE & BUILDERS' SUPPLY CO., burners of lime and dealers in builders' supplies. Five buildings—four 2-st. frame; one 1-st. frame; two boilers; two engines, 40 horse power. Estab. 1890.	125	125	30,000	10,000
A fire July 11th, 1893, which originated in the Lake Superior Paint, Oil & Color Co.'s buildings adjoining, caused the lime kilns to burn; loss, \$20,000.					
WEST SUPERIOR BREWING CO. Three buildings—one 3-st. frame; two 1-st. frame; one boiler; one engine, 30 horse power. Estab. 1889.	7	7
WEST SUPERIOR IRON & STEEL CO., mfrs. cast iron, water and steam pipes, steel plates, etc. Twenty-five buildings—one 2-st. iron; two 2-st. frame; five 1-st. iron; six 1-st. brick; eleven 1-st. frame; three boilers; six engines, 650 horse power. Estab. 1889.	Note.
<i>Note.</i> —Very few men employed at time of inspection as the plant was in the hands of the sheriff and will be sold by him August 15th. There has been a vast amount of building improvements and new machinery added since last inspection, but was unable to get figures. The average number of employes for last year was 550.					
WEST SUPERIOR LUMBER CO., mfrs. lumber, lath and shingles. Four buildings—one 2-st. frame; three 1-st. frame; six boilers; three engines, 270 horse power. Estab. 1890.	210	210	4,600	275
Ordered a railing placed around flat pulley to shingle machine. <i>Accident.</i> —A workman had his					

Report of Inspection—Continued.

ESTABLISHMENTS INSPECTED.	NUMBER OF EMPLOYEES.			Cost of new building improvements.	Cost of new machinery.
	Male.	Fem.	Total		
right hand cut off on a lath trimming saw. Cut of mill for 1892 was 18,500,000 feet lumber; 5,000,000 lath; 3,000,000 shingles.					
WEST SUPERIOR WOOLEN MILLS, mfrs. woolen goods. Five buildings—one 3-st. brick; one 2-st. brick; one 2-st. frame; two 1-st. frame; two boilers; one engine, 175 horse power. Estab. 1891	17	15	32	\$18,000	\$12,000
YOUGHIOGHENY & LEHIGH COAL CO., dealers in coal. Three 1-st. frame buildings; two boilers; four engines, 140 horse power. Estab. 1893.	75	75	75,000	50,000
THORP—CLARK CO.					
<i>Inspected March, 1894, by Van Etten.</i>					
BOARDMAN, E. A., mfr. lumber One 2-st. and one 1-st. frame buildings; two boilers; one engine, 35 horse power. Estab. 1887.....	10	10
CIRKEL, J. W. & SONS, mfrs. flour bbls. stock. Eight 1-st. frame buildings; five boilers; four engines, 250 horse power. Estab. 1884.	65	65	1,500	1,800
<i>Accidents.</i> —A workman had his collar bone broken by a log rolling on him; and another had his foot broken the same way.					
NYE, LUSK & HUDSON, mfrs. lumber, lath and shingles. Six buildings—two 2-st. frame; four 1-st. frame; two boilers; one engine, 70 horse power. Estab. 1882.	45	45	2,000
Cut of mill for 1892 was 3,500,000 feet lumber.					
TOMAH—MONROE CO.					
<i>Inspected March, 1893, by Van Etten.</i>					
C. M. & St. P. RY. Bridge building department. Seven buildings.—Two 1-st. brick; five 1-st. frame; two boilers; one engine, 45 horse power. Estab. 1890.	85	85	6,000	4,000
<i>Ordered a guard placed on rip saw and a railing placed around drive wheel in engine room. Accidents.</i> —A workman had his leg broken by piles falling on him; another lost thumb on jointer.					
GOODYEAR, D. A. & C. A., planing mill. Five buildings—One 1-st. stone; four 1-st. frame; one boiler; one engine, 125 horse power. Estab. 1883.	125	125	1,000
TOMAHAWK—LINCOLN CO.					
<i>Inspected September, 1893, by Van Etten.</i>					
BAY MILL CO., mfrs. lumber, lath and shingles (located at town of Rock Falls, Tomahawk P. O.). Three buildings—one 2-st. frame; two 1-st. frame; six boilers; one engine, 230 horse power. Estab. 1893	90	90	12,000	18,000
CRANE BROTHERS, mfrs. lumber, lath and shingles. Six buildings—two 2-st. frame; four 1-st. frame; four boilers; two engines, 275 horse power. Estab. 1891....	56	3	59	575
<i>Ordered caps placed over two set screws and pulleys on planer. Accident.</i> —A workman had his ankle broken by being hit by a piston rod. Cut of mill for 1892 was 7,200,000 ft. lumber; 3,000,000 lath; 2,500,000 shingles. Boarding house connected.					
FARMERS' LUMBER CO., mfrs. lumber and lath. Four buildings—one 1-st. frame; three 1-st. frame; four boilers; two engines, 175 horse power. Estab. 1891	45	45
Cut of mill for 1892 was 4,385,520 ft. lumber; 2,638,000 lath.					

Report of Inspection—Continued.

ESTABLISHMENTS INSPECTED.	NUMBER OF EMPLOYEES.			Cost of new building improvements.	Cost of new machinery.
	Male.	Fem.	Total		
SOMO LUMBER CO., mfrs. lumber and lath. Four buildings— one 2-st. frame; three 1-st. frame; nine boilers; two engines, 225 horse power. Estab. 1890. Ordered a cover placed over gearing to live rollers. Cut of mill for 1892 was 7,500,000 ft. lumber; 2,500,000 lath.	50	50	\$5,000	\$3,000
TOMAHAWK BOX CO., mfrs. boxes and box soks. On second floor of 2-st. frame building; 40 horse power furnished by Tomahawk Lumber Co. Estab. 1892. Output for 1892 was 35,654 boxes.	20	20	3,000
TOMAHAWK LUMBER CO., mfrs. lumber, lath and shingles. Two saw mills and one planing mill. Eight buildings— one 3-st. frame; two 2-st. frame; four 1-st. frame; one 1-st. brick; five boilers; four engines, 750 horse power. Estab. 1888 and 1889. Cut of mills for 1892 was 16,999,590 ft. lumber; 8,289,200 lath; 32,273,000 shingles.	143	143	8,000
TOMAHAWK PULP & PAPER MILLS. Two buildings— one 2-st. and one 1-st. frame; two boilers, 300 horse power. Estab. 1889.	15	15
TOMAHAWK LAKE—ONEIDA CO. <i>Reported by firm, February, 1894.</i>					
LAKE SHORE LUMBER CO. Saw mill; two boilers; one engine, 80 horse power. Estab. 1892. Note.—Cost of building improvements and new machinery combined was \$20,000.	45	45	Note.
TREMPEALEAU—TREMPEALEAU CO. <i>Inspected April, 1893, by Van Etten.</i>					
CHURCH BROS., mfrs. lumber, flour and feed. One 2-st. and two 1-st. frame buildings; one boiler; one engine, 35 horse power. Estab. 1878. Ordered a railing placed at head of stairway.	5	5	750	1,200
RIVERSIDE BUTTER & CHEESE CO. Three 1-st. buildings; one boiler; one engine, 9 horse power. Estab. 1891. Ordered projecting keys on fly wheel covered and a railing placed around fly wheel.	6	6	800	1,000
TRIPPVILLE—VERNON CO. <i>Reported by firm, February, 1894.</i>					
TRIPP, D. N., cooperage and mfr. lumber. Descriptions of buildings not given; one boiler; one engine, 60 horse power. Estab. 1860. Note.—Can run both by steam and water power. Accident.—The son of the proprietor had his hand cut on a saw.	8	2	12	1,100
TWO RIVERS—MANITOWOC CO. <i>Inspected November, 1893, by Zwaska.</i>					
EGGERS, F., mfr. veneer seating. Five buildings— two 2-st. frame; two 1-st. frame; one 1-st. brick; one boiler; one engine, 40 horse power. Estab. 1886.	12	12
HAMILTON MANUFACTURING CO., mfrs. wood type and printers' furniture. Six buildings—two 3-st. frame; one 2-st. brick; one 2-st. frame; one 1-st. brick; one 1-st. frame; one fire escape and buildings bridged; two boilers; one engine, 280 horse power. Estab. 1881. Accidents.—A workman lost three fingers on face	187	7	174	10,000

Report of Inspection—Continued.

ESTABLISHMENTS INSPECTED.	NUMBER OF EMPLOYEES.			Cost of new building improvements.	Cost of new machinery.
	Male.	Fem.	Total		
planer; another had his hand severely cut on a rip saw. <i>Note.</i> —Automatic water sprinklers throughout the plant.					
MUELLER, R. E., brewer. Four buildings—three 2-st. brick; one 1-st. brick; one boiler; one engine, 15 horse power. Estab. 1848.....	8	8	\$5,000	\$1,500
SCHROEDER BROS., merchant millers. Two buildings—one 3-st. and one 1-st. brick; one boiler; one engine, 85 horse power. Estab. 1878..... Ordered alarm bell connections extended to second and third floor.	5	5
TWO RIVERS MANUFACTURING CO. Plant A., mfrs. chairs. Seven buildings—two 3-st. frame; one 2-st. brick; one 2-st. frame; one 1-st. brick; two 1-st. frame; two iron fire escapes and buildings bridged; four boilers; two engines, 425 horse power. Estab. 1855..... <i>Accident.</i> —A workman had his leg broken while helping to unload a new engine from a car. <i>Note.</i> —Firm employ a large number of persons outside of factory covering chairs.	200	10	210	8,000	7,000
TWO RIVERS MANUFACTURING CO. Plant B., mfrs. pails and wash tubs. Six buildings—two 3-st. frame; three 2-st. frame; one 1-st. brick; 16 dry kilns; one wooden fire escape, three boilers; eight engines, 1,350 horse power. Estab. 1855..... Ordered alarm bell connections provided on first floor in factory; fans placed in front of edger, and guard placed on slasher saw No. 2. Also ordered one boy under 14 years discharged. <i>Accidents.</i> —A workman lost three fingers on a heading saw; another lost a finger on same saw. <i>Note.</i> —This company has its own saw mill, cuts exclusively for its own use.	300	300
UTLEY—GREEN LAKE CO. <i>Reported by firm, March, 1894.</i>					
GREEN LAKE GRANITE CO. Quarrying stone. Description of plant not given; two boilers; one engine, 100 horse power. Estab. 1884.....	40	40
VALTON—SAUK CO. <i>Reported by firm, January, 1894.</i>					
BUNKER, R. M. & CO., saw and planing mill. Main building 40x80, wing 20x50; one boiler; one engine, 25 horse power. Estab. 1882.....	5	5	300
VESPER—WOOD CO.; <i>Inspected March, 1894, by Van Etten.</i>					
SHERRY-CAMERON CO., THE, mfrs. lumber, lath and shingles. seven buildings—three 2-st. frame; four 1-st. frame; five boilers; three engines, 325 horse power.. Estab. 1874..... A fire June, 1893, destroyed planing mill, loss \$4,000. Cut of mill for 1892, was 6,500 000 ft. lumber; 3,000,000 lath; 4,000,000 shingles.	135	125	1,200	3,800
WARRENS—MONROE CO. <i>Inspected, April, 1893, by Van Etten.</i>					
WARREN, GEO., CO., mfrs. lumber, lath and feed. Eight buildings—three 2-st. frame; five 1-st. frame; three boilers; three engines, 100 horse power. Estab. 1868.....	61	1	65	2,000

Report of Inspection—Continued.

ESTABLISHMENTS INSPECTED.	NUMBER OF EMPLOYEES.			Cost of new building improvements.	Cost of new machinery.
	Male.	Fem.	Total		
WASHBURN-BAYFIELD CO.					
<i>Inspected August, 1894, by Van Etten.</i>					
BIGELOW, A. A. & CO., mfrs. lumber, lath and shingles. Seven buildings—three 2 st. frame; four 1-st. frame; seventeen boilers; six engines, 768 horse power. Estab. 1886	185	185	\$5,000	\$1,000
<i>Acc ent.</i> —A workman lost one finger on a lath trimmer. Cut of mill for 1892, was 46,147,340 feet lumber; 7,452,000 lath and 13,724,000 shingles. <i>Note.</i> —This company has its own electric light plant and water works system and owns and operates 15 miles of logging railroad using 4 locomotives and 86 cars.					
NORTHWESTERN FUEL CO., coal dealers. Two 1-st. frame buildings; five boilers; four engines, 150 horse power. Estab. 1884	65	65	17,500
<i>Accident.</i> —A workman had his leg broken by falling off from superstructure.					
NYE, JENKS, & CO., elevating grain. Two buildings—one 5-st. frame iron veneer; one 1-st. brick; two iron fire escapes; two boilers; one engine, 650 horse power. Estab. 1886	20	20
<i>Elevator owned by the C. St. P. M. & O. Ry. Company. Capacity 800,000 bushels.</i>					
SOUTH SHORE LUMBER CO., mfrs. lumber and lath. Nine buildings—four 2 st. frame; four 1-st. frame; one 1-st. brick; twelve boilers; four engines, 385 horse power. Estab. 1885	225	225	8,000	2,000
<i>Accident.</i> —A workman was seriously injured by a tramway falling with him. <i>Note.</i> —Company owns and operates electric light plant and water works system. Cut of mill for 1892, was 38,000,000 feet lumber; 7,060,000 lath.					
THOMPSON, C. C., LUMBER CO., mfrs. lumber, lath and shingles. Eight buildings—three 2-st. frame; five 1-st. frame; ten boilers; six engines, 300 horse power. Estab. 1884	200	200	1,500	5,000
<i>Accidents.</i> —A workman had his shoulder broken, being caught on a shaft; another lost four fingers on a trimmer, and another broke his leg jumping from a tramway. Cut of mill for 1892 was, 30,000,000 feet lumber; 3,000,000 lath; 5,000,000 shingles. <i>Note.</i> —The company has its own electric light plant and water works system.					
WASHBURN BOX CO., mfrs. boxes. Four buildings—one 2-st. frame; three 1-st. frame; two boilers; one engine, 100 horse power. Estab. 1893	40	40
<i>Ordered a railing placed around fly wheel of engine.</i>					
WASHBURN BREWING CO. Six buildings—three 2-st. brick; two 1-st. brick; one 1-st. frame; one boiler; one engine, 12 horse power. Estab. 1889	7	7	3,400	6,319
<i>Note.</i> —At time of inspection the business was carried on by an assignee.					
WASHBURN MFG. CO., THE, mfrs. sash, doors, blinds, and general wood work. Three buildings—one 2-st. frame; one 1-st. brick; one 1-st. frame; one boiler; one engine, 125 horse power. Estab. 1893	16	16	1,187	8,000
<i>Ordered railings placed around a fly wheel, crank of engine and at head of stairway.</i>					

Report of Inspection—Continued.

ESTABLISHMENTS INSPECTED.	NUMBER OF EMPLOYEES.			Cost of new building improvements.	Cost of new machinery.
	Male.	Fem.	Total		
WATERLOO—JEFFERSON CO.					
Reported by firm February, 1894.					
ROACH-SEEBER CO., commission merchants. Eleven creameries and one elevator; eleven boilers; ten engines, 150 horse power. Estab. 1884.	25	1	26
WATERTOWN—JEFFERSON CO.					
Inspected in Oct., and Nov., 1894 by Van Etten.					
BADGER STATE BOTTLING CO., (S. M. Eaton & Son, Props.) mfrs. carbonated beverages. Three buildings—one 2-st. frame; two 1-st. frame; one boiler; one engine, 10 horse power. Estab. 1868	20	20
BLAESIUS TABLE SLIDE CO., THE, mfrs. table slides. Six buildings—one 2-st. frame; four 1-st. frame; one 1-st. brick; one boiler; two engines. 75 horse power, Estab 1889.	17	17	\$3,942	\$3,202
Ordered guards placed around elevator openings one second floor.					
BRANDT—DENT CO., THE EDWARD J., mfrs. gas fixtures. Four buildings—one 3 st. brick; two 1-st. frame; one boiler; one engine, 25 horse power. Estab. 1890.	21	21	6,374	1,200
Ordered one fire escape erected on east side of building.					
BUCHHEIT, WM., MALTING CO., grain elevating and mfrs. malt. Thirteen buildings—one 6-st frame; two 4-st. frame; two 3 st. brick; one 3-st. frame; two 2-st. brick; one 2-st. frame; two 1-st. brick; two 1-st. frame; five boilers; four engines, 355 horse power. Estab. 1889	35	35	40,000	4,200
Ordered a railing placed around fly wheel in engine room. <i>Note.</i> —The amount of barley used in 1892 was 31,749,635 bushels. Daily capacity 1,300 bushels.					
CORDES, L. H. & CO., mfrs. brick. Two yards, three 1-st. brick buildings; three boilers; three engines, 66 horse power. Estab. 1882 and 1889.	75	75	3,000	1,520
<i>Accident</i> —A workman had his leg broken by bank caving on him. In 1892 manufactured 4,000,000 brick.					
FORNCROOK, JAS, mfr. bee hives, shipping crates, etc. Two buildings—one 2-st. frame; one 1-st. brick; one boiler; one engine, 35 horse power. Estab. 1881	12	12	650
FUERMANN, A., BREWING CO. Four buildings—one 3-st. brick; one 2 st brick; one 1-st. brick; one 1-st. frame; two iron fire escapes; two boilers; two engines, 150 horse power. Estab. 1849	25	25	750
Output for 1892 was 19,955 barrels of beer. <i>Note.</i> —The company has its own water works system; stand pipes on each floor with 50 ft. hose connections.					
GLOBE MILLING CO. (Empire mill), mfrs. flour and feed. Three buildings One 3-st. brick; one 2-st. brick; one 1-st. frame; one boiler; one engine, 150 horse power (water), 125 horse power (steam). Estab. 1871	18	18
Daily copacity 200 bbls.					
GLOBE MILLING CO. (Globe mill), merchant milling Three buildings—one 4-st. brick; one 2-st. frame; one					

Report of Inspection—Continued.

ESTABLISHMENTS INSPECTED	NUMBER OF EMPLOYEES.			Cost of new building improvements.	Cost of new machinery.
	Male.	Fem.	Total.		
1-st. frame; three boilers; two engines, 150 horse power (water), 300 horse power (steam). Estab. 1847 Daily capacity, 600 bbls. Output for 1892 was 121,530 bbls. <i>Note.</i> —Since inspection plant was destroyed by fire, loss about \$90,000.	25	25
HARTIG & MANZ, brewers and malsters. Seven buildings—one 4-st. brick; one 3-st. brick; two 2-st. brick; one 2 st. frame; one 1-st. frame; one 1-st. brick; three boilers; three engines, 160 horse power. Estab. 1884. Output for 1892 was 18,110 bbls. of beer.	31	31	\$4,500	\$4,000
HEINRICHS, PH., CO., THE, mfrs. furniture and mill work. Five buildings—two 2-st. frame; two 1-st. frame; one 1 st. brick; buildings bridged; one boiler; one engine, 35 horse power. Estab. 1887. <i>Accident.</i> —A workman was injured by a board from a rip saw striking him in the abdomen.	35	35	500	150
KOENIG, R. P. & CO., (Eagle Mills), mfrs. flour and feed. Two buildings—one 3-st. brick; one 1-st. frame; one boiler; one engine, 60 horse power (water), 45 horse power (steam). Estab. 1881. Capacity, 125 bbls. daily.	9	9	7,200
KRAMER & NEUMANN, mfrs. cigars. On first floor of 2-st. brick building; hand power. Estab. 1893. Output for 1892 was 273,000 cigars.	14	14
KUNERT, E., MFG. CO., THE, machine shops, foundry and boiler works. Seven buildings—two 2-st. brick; four 1-st. frame; one 1-st. brick; one boiler; one engine, 18 horse power. Estab. 1875.	46	46	3,500
LEWIS, G. B. CO., mfrs. bee keepers' supplies, basket boxes and dove tailed boxes. Five buildings—one 3-st. frame; two 2-st. brick; two 1 st. brick; one iron fire escape; two boilers; one engine, 125 horse power (steam) 90 horse power (water). Estab. 1869. Output for 1892 was 21,500 bee hives and 6,000,000 sections.	60	10	70	3,000
MILLER, A. F., mfr. cigars. On first floor of 2 st. frame building; hand power. Estab. 1861. Output of factory for 1892 was 221,200 cigars.	5	5
QUENTMEYER & BOOMER, mfrs. brick. Three 1-st. brick buildings; one boiler; one engine, 15 horse power. Estab. 1881.	17	17
SCHLUETER BROS., mfrs. cigars. On first floor of 2-st. brick building; hand power. Estab. 1879. Output for 1892 was 368,300 cigars.	7	7
WATERTOWN BRICK & TILE CO. Five buildings—three 1-st. brick; two 1-st. frame; two boilers; two engines, 56 horse power. Estab. 1870. Capacity 6,000,000 brick annually.	45	45	15,000	3,000
WATERTOWN ELECTRIC LIGHT CO. One 2-st. brick building; two boilers; three dynamos; one engine, 150 horse power. Estab. 1889.	5	5
WATERTOWN GAS CO. Three buildings—one 2-st. brick; two 1-st. brick; one boiler; one engine, 1 horse power. Estab. 1858.	6	6	5,000	13,000
WATERTOWN MANUFACTURING CO., foundry, boiler and machine shop. Three buildings—two 1-st.					

Report of Inspection—Continued.

ESTABLISHMENTS INSPECTED.	NUMBER OF EMPLOYEES.			Cost of new building improvements.	Cost of new machinery.
	Male.	Fem.	Total		
brick; one 1-st. frame; two boilers; two engines, 20 horse power. Estab 1888 Ordered a railing placed around fly wheel of engine in machine shop.	15	15	\$2,089	\$4,073
WATERTOWN SHOE CO., mfrs. fine shoes. One 2-st. brick building; one boiler; one engine, 20 horse power. Estab. 1888 Ordered a railing placed at side of fly wheel.	36	18	54
WATERTOWN STEAM LAUNDRY. First floor and basement of 2-st. brick building; one boiler; one engine, 6 horse power. Estab. 1886	2	4	6	105
WATERTOWN STONE CO. mfrs. cut and sawed stone Two 1-st. frame buildings; one boiler; one engine, 45 horse power. Estab. 1893 Ordered a railing placed around fly wheel of engine.	7	7	3,500	12,000
WATERTOWN WELTBUEGER. D. Blumenfeld & Son, proprs Printing and publishing. One 2-st. brick building; one boiler; one gas engine, 2 horse power. Estab. 1853 Also publish "Der Erzaeler." Note.—Of the above number reported four are employed as carriers.	13	2	15	400
WIGGENHORN BROS., mfrs. cigars and smoking tobacco. One 2-st. brick building; hand power. Estab. 1858 Output for 1892 was 1,569,300 cigars.	48	48
WILKWOSKI BROS., mfrs. cigars. On first floor of 2-st. brick building; hand power. Estab. 1882 Output for 1892 was 454,100 cigars.	12	1	13
WOODARD & STONE, mfrs. crackers and confectionery. Five buildings—two 3-st. brick; two 2-st. brick; one iron fire escape; two boilers one engine, 32 horse power. Estab. 1867 Note.—Since former inspection extensive improvements have been made. The condition of this plant is very good.	50	25	75	8,000	7,000
WAUKESHA—WAUKESHA CO. Inspected December, 1893, by Van Etten.					
ALMANARIS CO., THE, mfrs. ginger ale, cherry phosphate, etc. Two buildings—one 2-st. frame; one 1-st. frame; one boiler; one engine, 4 horse power. Estab. 1892	6	6	700	1,600
BERRY'S STEAM LAUNDRY. On first floor of 2-st. brick building; one boiler; one engine, 18 horse power. Estab. 1888	3	7	10	750
BETHESDA BREWERY (W. A. Weber, prop.). Ten buildings—two 2-st. stone; four 2 st. frame; three 1-st. stone; one 1-st. frame; one boiler; one engine, 20 horse power. Estab. 1864 Output of brewery for year ending June 30, 1893, was 5,315 $\frac{1}{2}$ barrels.	11	11	4,000	2,000
BETHESDA MINERAL SPRING CO., bottlers of Waukesha water. Two buildings—one 2-st. and one 1-st. frame; one boiler; one engine, 6 horse power. Estab. 1878	15	1	16	3,000
BLAIR BROTHERS, machinists and founders. Two					

Report of Inspection—Continued.

ESTABLISHMENTS INSPECTED.	NUMBER OF EMPLOYES.			Cost of new building improvements.	Cost of new machinery.
	Male.	Fem.	Total		
buildings—one 3-st. and one 2-st. stone; one boiler; one engine, 20 horse power. Estab. 1886.....	11	11
DODD, SAMUEL, contractor and builder, and mfr. sash, doors and blinds. Two 2-st. frame buildings; one boiler; one engine, 15 horse power. Estab. 1870.....	5	5
HENK MINERAL SPRING & BOTTLING CO., mfrs. ginger ale, phosphate, and bottlers of Waukesha water. Two 2-st. frame buildings; one boiler; one engine, 2 horse power. Estab. 1881.....	12	12
SILURIAN MINERAL SPRING CO., bottlers of Waukesha water and mfrs. ginger ale, wild cherry phosphate, tonic and vichy. Five buildings—two 2-st. frame; two 1½-st. frame; one 1-st. frame; one boiler; two engines, 78 horse power. Estab. 1879.....	19	1	20	\$8,500	\$750
WAUKESHA AMERICAN GAS CO. Three buildings—two 1-st. brick; one 1-st. frame; one boiler. Estab. 1885.....	5	5
WAUKESHA ARCADIA CO., THE, bottlers of Waukesha water and mfrs. ginger ale, anti-malarial tonic and wild cherry phosphate. Two buildings—one 2-st. and attic stone; one 1-st. stone; one boiler; one engine, 20 horse power. Estab. 1885.....	18	2	20	450
WAUKESHA COUNTY DEMOCRAT, printing and publishing. On second floor of 3-st. brick building; one gas engine; two horse power. Estab. 1852.....	5	5	600
WAUKESHA DISPATCH, THE, printing and publishing. On first floor of 2-st. frame; one electric motor, 4 horse power. Estab. 1891.....	17	7	3,500
WAUKESHA ELECTRIC LIGHT CO. Two buildings—one 1-st. brick; one 1-st. frame; two boilers; two engines, 200 horse power. Estab. 1886..... Ordered a railing placed around fly wheel of gas engine and at side of main belt.	6	1	7
WAUKESHA FREEMAN, THE, printing and publishing. One 2-st. brick building; water motor; 4 horse power. Estab. 1859.....	7	1	8
WAUKESHA HYGIEIA MINERAL SPRINGS CO., THE. Bottlers of Waukesha water. Three buildings two 2-st. and one 1-st. frame; one boiler; one engine, 12 horse power. Estab. 1891.....	15	15
WAUKESHA LITHIA SPRINGS CO., bottling. Three buildings—one 2-st. and two 1-st. frame; one boiler; one engine, 5 horse power. Estab. 1892.....	11	11
WHITE ROCK MINERAL SPRING CO., bottles Waukesha water and mfrs. ginger ale. Two buildings—one 2 st. and one 1-st. frame; one boiler; one engine, 6 horse power. Estab. 1884.....	14	1	15
WISCONSIN CENTRAL RAILWAY SHOPS, general repair work. Six buildings—two 2-st. and four 1-st. brick; three boilers; two engines, 270 horse power. Estab. 1886 <i>Accident.</i> —A workman was killed in December, 1891, in the round house by a locomotive. The condition of this plant is good.	158	1	159	1,100

Report of Inspection—Continued.

ESTABLISHMENTS INSPECTED.	NUMBER OF EMPLOYEES.			Cost of new building improvements.	Cost of new machinery.
	Male.	Fem.	Total		
WAUPACA—WAUPACA CO.					
<i>Inspected January, 1894, by Van Etten.</i>					
EVANS, J. W., mfr. woolen cloth. Three ouildings—two 2-st. and one 1-st. frame; one boiler; 50 horse power (water). Estab. 1867.....	9	5	14		
HANSON, A. M., planing and custom saw mill. Two 1-st. frame buildings; one boiler; one engine, 25 horse power. Estab. 1891	10		10	\$1,000	\$1,300
ROBERTS & OSBORN, mfrs. flour and feed. Three buildings—one 4-st. and two 1-st. frame; 85 horse power (water). Estab. 1884	7		7	500	1,000
SHEARER & FOX, planing mill. Five buildings—one 2-st. and four 1-st. frame; 45 horse power (water). Estab. 1860.....	15	1	16		
WAUPACA COUNTY REPUBLICAN, printing and publishing. On second floor of 2-st brick building; hand power. Estab. 1853.....	3	2	5		
WAUPACA PLANING MILL, A. G. Nelson, prop., mfrs. sash, doors, blinds, flour and feed. Three 2-st. frame buildings; 50 horse power (water). Estab. 1888.....	7		7	1,300	3,500
WAUPACA POST, THE, printing and publishing. First floor and basement of 2-st. brick building; one boiler; one engine, 3 horse power. Estab. 1878.....	6		6		625
WAUPACA STARCH & POTATO CO., mfrs. potato starch. Two buildings—one 2-st. and one 1 st. frame; one boiler; two engines, 70 horse power. Estab. 1889	15		15		
WAUPUN—FOND DU LAC CO.					
<i>Inspected October, 1893, by Van Etten.</i>					
ALTHOUSE WHEELER CO., THE, mfrs. wind mills, tanks, feed mills and pumps. Ten buildings—three 2-st., six 1-st. frame; one 1-st brick; water tank holding 1,200 bbls. with hose connections in all buildings; two boilers; two engines, 55 horse power. Estab. 1858	55		55	1,000	500
Ordered guards placed on two rip saws; a railing around fly wheels in engine room and posts placed under second floor in east end of wood working department.					
HENRY, IRA L., mfr. leather cans and paper boxes. Three buildings—two 2 st. frame; one 1-st. frame; two boilers; one engine, 10 horse power. Estab. 1884	7	14	21	2,200	1,666
Ordered a cap placed over projecting key on fly wheel of engine.					
MARKLE, HARRIS & CO., mfrs. flour and feed. Two buildings—one 3-st. and one 1-st. stone; two boilers; one engine 60 horse power. Estab. 1849.....	5		5		110
Ordered a cap placed over projecting key on pulley of automatic feeder class B—032.					
MORRIS, J. S., mfr. carriages and sleighs. One 2-st. frame building; hand power. Estab. 1874.....	17		17	700	
NELSON, C. J., & CO., mfrs. agricultural implements. Three buildings—one 2-st. stone and frame; two 1 st. frame; one boiler; one engine, 10 horse power. Estab. 1887	6		6	800	950
Ordered one rip saw guarded.					

Report of Inspection—Continued.

ESTABLISHMENTS INSPECTED.	NUMBER OF EMPLOYEES.			Cost of new building improvements.	Cost of new machinery.
	Male.	Fem.	Total		
WAUPUN CREAMERY, Hatch Brothers, props., mfrs. butter. Three buildings—one 2-st. frame and two 1-st. frame; one boiler; one engine. 10 horse power. Estab. 1891.....	5	5	\$750	\$900
WAUPUN STEAM LAUNDRY. One 2-st. frame building; one boiler; one engine, 6 horse power. Estab. 1893	3	3	6	850
WELLS, M. D., & CO., mfrs. boots and shoes. (Prison Shops) Six buildings—two 2-st. stone; two 1-st. stone; two 1-st. frame; three boilers; one engine, 75 horse power. Estab. 1877	351	351	2,625
These shops are located in the yards of the Wisconsin State Prison; M. D. Wells & Co. of Chicago, Ill., have a contract with the state for the labor of all able-bodied male convicts, and have had since 1877. The contract runs for five years, a new one being entered into in 1892 and running until 1897. The state furnishes the buildings for the shops, power, light and heat and M. D. Wells & Co. furnish the machinery; the amount received by the state for the labor of the convicts is 50 cents per capita per day; of the 351 employed 303 are convicts and 48 citizens. At present there are 541 convicts; of that number 24 are females. Each department is in charge of a prison official; the daily capacity at present is 2,000 pairs of boots and shoes. The general condition of the prison is very good; the cells and every part of the prison is kept in a neat condition; good substantial food is furnished the prisoners.					
WELLS, M. D., & CO., cutting and stitching shoe uppers. (City Shop). On second floor of 2-st. brick building; one boiler; one engine, 15 horse power. Estab. 1882.....	3	66	69
Ordered a new outside stairway on south side of building.					
ZIMMERMANN, F. F., mfr. carriages, wagons and sleighs. Five buildings—two 3-st. frame; one 2-st. stone; two 1-st. frame; hand power. Estab. 1866....	15	15
WAUSAU—MARATHON CO.					
Inspected August, 1893, by Van Etten.					
BARKER & STEWART, mfrs. lumber, lath and shingles. Six buildings—one 2-st. frame; three 1-st. frame; two 1-st. brick; seven boilers; three engines, 320 horse power. Estab. 1887	200	200	2,000
Ordered one boy under 14 years discharged. Cut of mill for 1892 was 21,000,000 ft. lumber; 6,000,000 lath and 1,500,000 shingles.					
CENTRAL WISCONSIN, THE, B. H. Johnson, prop., printing and publishing. On second floor of 2-st. brick building; water motor, 4 horse power. Estab. 1857.....	5	5
CLAYTON, GEO., mfr. lumber, lath and shingles. Four buildings—three 2-st. frame; one 1-st. frame; 400 horse power (water). Estab. 1859	59	59
Accident.—A workman broke his ankle by falling from platform. Cut of mill for 1893, was 7,500,000 feet lumber; 2,420,000 lath and 1,400,000 shingles.					
CURTIS & YALE CO., mfrs. sash, doors and blinds. Ten buildings—two 2-st., three 2-st. and four 1-st.					

Report of Inspection—Continued.

ESTABLISHMENTS INSPECTED.	NUMBER OF EMPLOYEES.			Cost of new building improvements.	Cost of new machinery
	Male.	Fem.	Total		
frame; one 1-st. brick; buildings bridged; five boilers; three engines, 223 horse power. Estab. 1881....	225	1	226	\$1,000	\$2,000
EHRMANN & CROWLEY, mfrs. agricultural implements and saw mill machinery. Three buildings—two 1-st. frame; one 1-st. brick; one boiler; one engine, 35 horse power. Estab. 1874.....	10	10	150
FARRALL, E. K., mfr. wagons, sleighs and lumbermen's supplies. Two buildings—one 2-st. frame; one 1-st. frame; one boiler; one engine, 12 horse power. Estab. 1881.....	8	8	235
GOODWILLIE BROS. & CO., mfrs. packing boxes. Five buildings—four 1-st. frame; one 1-st. brick; four boilers; three engines, 300 horse power. Estab. 1889 <i>Accidents.</i> A workman lost a finger on a rip saw; another lost a thumb on a rip saw.	125	125	750
JACKSON MILLING CO., THE, mfrs. flour and feed. Four buildings—one 3-st. brick; two 1-st. brick; one 1-st. frame; one boiler; one engine, 75 horse power. Estab. 1883.	9	9	1,500
JAWORTH, FRED, mfr. wagons, sleighs and general repair work. Three buildings—one 2-st. frame; one 1-st. brick; one 1-st. frame; one boiler; one engine, 20 horse power. Estab. 1873.....	7	7
MANSON, R. P., & CO., mfrs. lumber, lath and shingles. Seven buildings—three 2-st. frame; four 1-st. frame; four boilers; one engine, 100 horse power. Estab. 1885 Cut of mill for 1892 was 11,000,000 ft. lumber, 5,500,000 lath and 2,500,000 shingles.	91	91	1,500	2,000
MARATHON COUNTY EXCELSIOR CO., mfrs. excelsior. Two buildings—one 1-st. brick; one 1-st. frame; one boiler; one engine, 55 horse power. Estab. 1892.. Ordered a railing placed around fly wheel, and a bolting saw guarded.	10	10	3,000	7,000
MATHIE BREWING CO. Seven buildings—two 3-st. brick; one 3-st. frame; one 2-st. frame; two 1-st. frame; one frame ice house; one boiler; one engine, 20 horse power. Estab. 1869.....	10	10	11,000	4,500
MORTENSON, JACOB, LUMBER CO., successors to Chas. R. Corwith, mfrs. lumber, lath and shingles. Eight buildings—two 2-st. frame; three 1-st. brick; one 1-st. frame; six boilers; three engines, 351 horse power. Estab. 1883.. Ordered a guard placed around shingle bolting saw. Ordered three boys under 14 years discharged. <i>Note.</i> —The boys were employed in the lath department by a man having contract work, and for that reason their presence was overlooked by the company.	75	75	550
MURRAY, D. J., MANUFACTURING CO. (limited), mfrs. saw mill machinery. Four buildings—one 3-st. frame; one 2-st. brick veneer; two 1-st. frame; one boiler; two engines, 60 horse power. Estab. 1874..... The company has its own electric light plant.	60	1	61	2,000	3,000
PILOT-REVIEW, printing and publishing. Two buildings—one 2-st. and one 1-st. frame; water motor, 2 horse power. Estab. 1885.....	7	7	100
PORTER, J. A., TANNING CO, tannery. Four buildings one 2-st. and one 1-st. frame; one boiler; one engine, 55 horse power. Estab. 1866	10	10

Report of Inspection—Continued.

ESTABLISHMENTS INSPECTED.	NUMBER OF EMPLOYEES.			Cost of new building improvements.	Cost of new machinery.
	Male.	Fem.	Total		
BITTER & DEUTSCH, mfrs. store saloon and office furniture. One 2-st. frame building; hand power. Estab. 1893.....	6	6	\$1,300
RUDDER, GEO., BREWING CO. Nine buildings—two 4-st. brick; one 4-st. brick and frame; one 3-st. brick and frame; two 2-st. brick; two 1-st. brick; one 1-st. frame; two boilers; two engines, 120 horse power. Estab. 1860.....	13	13	70,500	\$25,000
Ordered a railing placed around the fly wheel in engine room. <i>Note.</i> —A fire June 12, 1892, destroyed plant, loss \$100,000.					
STEWART, ALEXANDER, LUMBER CO., mfrs. lumber, lath and shingles. Seven buildings—two 2-st. frame; three 1-st. frame; two 1-st. brick; two boilers; 300 horse power (water). Estab. 1883.....	175	175	2,000	8,000
Cut of mill for 1892 was 30,000,000 feet lumter; 6,500,000 lath; 8,500,000 shingles.					
WAUSAU BOX AND LUMBER CO., mfrs. boxes. Four 1-st. frame buildings; two boilers; one engine, 250 horse power. Estab. 1892.....	60	60	2,500	7,000
WAUSAU ELECTRIC CO., electric lighting. Three 1-st frame iron veneer buildings; three boilers; three engines, 320 horse power. Estab. 1890.....	9	9	1,200
WAUSAU EXCELSIOR CO., mfrs. excelsior. Four buildings—one 3-st. frame; two 1-st. frame; one 1-st. brick; one boiler; one engine, 125 horse power. Estab. 1892.....	18	18	4,000	14,500
Company has its own water works.					
WAUSAU FURNITURE CO., mfrs. furniture. Seven buildings—two 3-st. frame; one 2-st. brick and frame; four 1-st. frame; two boilers; one engine, 200 horse power. Estab. 1893.....	65	65	16,000	14,500
Ordered two fire escapes erected, doors changed to swing outward and guard placed around openings to hand elevator. <i>Accident.</i> —A boy lost a finger on a seat matcher. <i>Note.</i> —This concern moved here from Ostrander, Wis.					
WAUSAU NOVELTY CO., mfrs. toy furniture and novelties. Five buildings—one 2-st. and four 1-st. frame; one boiler; two engines, 125 horse power. Estab. 1892.....	50	50	11,833	13,716
Order d a railing placed at side of main belt and doors changed to swing outward. <i>Note.</i> —Since inspection firm reported as "not working now."					
WAUSAU STEAM LAUNDRY. One 1-st. frame building; one boiler; one engine, 6 horse power. Estab. 1889.....	1	9	10	750
WAUSAU ROLLER MILLS, H. E. McEchron, prop., mfrs. flour and feed. Seven buildings—one 3 st. brick; one 2-st. frame; five 1-st. frame; 100 horse power (water). Estab. 1883.....	15	15	2,000	3,000

Report of Inspection—Continued.

ESTABLISHMENTS INSPECTED.	NUMBER OF EMPLOYEES.			Cost of new building improvements.	Cost of new machinery
	Male.	Fem.	Total		
WAUSAU WATER WORKS. Two buildings—one 1-st. brick; one 1-st. frame; two boilers; two engines, 300 horse power. Estab. 1885.....	6	6
WERHEIM MANUFACTURING CO., mfrs. sash, doors and blinds. Four buildings—two 2-st. frame; one 1-st. brick; one 1-st. frame; one boiler; one engine, 55 horse power. Estab. 1873.....	45	45	\$1,000
WISCONSIN MOULDING CO., mfrs. picture moulding and frames, room moulding, etc. Four buildings—three 1-st. frame; one 1 st. brick; two boilers; one engine, 60 horse power. Estab. 1892.....	30	30	\$8,000	3,500
<i>WAUWATOSA—MILWAUKEE CO.</i>					
<i>Inspected February, 1894, by Zwaska.</i>					
CASTALIA BOTTLING WOLKS, mfrs. and bottlers of soda and mineral waters, and weiss beer. Three buildings—one 1-st. and one 2-st. frame; one 1-st. brick; one boiler; one engine, 12 horse power. Estab. 1893.....	14	14	5,200	2,000
KRATZ, CHAS. (Estate), mfrs. cream colored brick. Two 1-st. frame buildings; one boiler; one engine, 50 horse power. Estab. 1881..... Output of yards for 1893, was 3,850,000 brick.	45	45
NORTHWESTERN CHEMICAL CO., mfrs. oil vitrol, muriatic acid, aqua-ammonia, etc. Seven buildings—three 2-st. and four 1-st. frame, and several sheds; two boilers; one engine, 12 horse power. Estab. 1883.	30	30
PHILIPP FURNITURE CO., mfrs. furniture and office fixtures. Three buildings—two 2-st. frame; one 1-st. stone; one boiler; one engine, 38 horse power. Estab. 1890.....	15	15	1,000	200
SCHNEIDT, A. L. CURLED HAIR CO., mfrs. curled hair goods and glue. Three buildings—one 5-st. and one 2 ¹ / ₂ -st. frame; one 2-st. brick; one boiler; one engine, 20 horse power. Estab. 1875..... <i>Note.</i> —Upper floors are used for drying glue and flesh.	8	8
<i>WAUZEKA—CRAWFORD CO.</i>					
<i>Inspected April, 1893, by Van Etten.</i>					
WAUZEKA LUMBER & HOOP CO., mfrs. lumber and excelsior. Two 1-st. frame buildings; one boiler; one engine, 25 horse power. Estab. 1890..... Ordered a railing placed along the side of drive belt.	10	10	75	1,000
WAUZEKA MANUFACTURING CO., mfrs. bee-keeping supplies. One 1-st. frame building; one boiler; one engine, 25 horse power. Estab. 1862..... <i>Accident.</i> —A workman lost his hand on entrance cutter by bringing it in contact with the knives.	12	12	1,000

Report of Inspection—Continued.

ESTABLISHMENTS INSPECTED.	NUMBER OF EMPLOYEES.			Cost of new building improvements.	Cost of new machinery.
	Male.	Fem.	Total		
WAVERLY—PIERCE CO.					
<i>Inspected June, 1893, by Van Etten.</i>					
BELDENVILLE LUMBER CO., mfrs. hard wood and veneer lumber. Eight buildings—three 2-st. and five 1-st. frame; eight steam tanks, frame; two boilers; two engines, 75 horse power. Estab. 1891.....	30	30	\$5,000	\$4,500
WEIN—MARATHON CO.					
<i>Inspected March, 1894, by Zwaska.</i>					
EGGEBRACHT & HAMANN, mfrs. lumber. Two 1-st. frame buildings; one boiler; one engine, 35 horse power. Estab. 1892.....	10	10
WEST BEND—WASHINGTON CO.					
<i>Inspected February, 1894, by Van Etten.</i>					
SCHMIDT & STORK, mfrs. spokes. Two buildings—one 2 st. frame; one 1-st. brick; one boiler; 30 horse power (water). Estab. 1892.....	18	18	12,000	10,000
SILBERZAHN MANUFACTURING CO., mfrs. agricultural implements. Four buildings—one 2-st. and three 1-st. frame; one boiler; one engine, 50 horse power. Estab. 1879.....	17	17
WASHINGTON COUNTY PUBLISHING ASSOCIATION, publishers and printers, <i>Democrat and Beobachter</i> . On first floor 2-st. frame building; one boiler; one engine, 2 horse power. Estab. 1853.....	6	6
WEST BEND BREWING CO., brewers and maltsters. Three plants, ten buildings—one 50-ft. high frame veneer elevator; two 3-st. brick; three 2-st. brick; one 1 st. frame; four boilers; three engines, 100 horse power. Estab. 1882. Malting capacity is 200,000 bushels per annum and brewing capacity 25,000 barrels.	30	30	10,000	20,000
WESTBORO—TAYLOR CO.					
<i>Inspected February, 1893, by Van Etten.</i>					
DUNCAN, JOHN, mfrs. lumber, lath and shingles. Four buildings—two 2-st. frame; two 1-st. frame; four boilers; one engine, 120 horse power. Estab. 1884 Cut of mill for 1892 was 3,000,000 ft. lumber.	47	47	850
WEYAUWEGA—WAUPACA CO.					
<i>Reported by firm April, 1894.</i>					
BADGER BASKET MANUFACTURING CO. One 2-st. frame building; one boiler. Estab. 1884.....	14	6	20

Report of Inspection—Continued.

ESTABLISHMENTS INSPECTED.	NUMBER OF EMPLOYEES.			Cost of new building improvements.	Cost of new machinery.
	Male.	Fem.	Total		
WEED & GUMAER MANUFACTURING CO., THE. milling. A 3½-st. flour mill and elevator adjoining; water power. Estab. 1855.	6	6
<i>WHITEWATER—WALWORTH CO.</i>					
<i>Inspected January, 1894, by Van Etten.</i>					
EMPIRE MILLING CO., mfrs. flour and feed. Three buildings—one 3 st. stone; one 2-st. frame; one 1-st. stone; one boiler; one engine, 40 horse power (steam) 70 horse power (water). Estab. 1862.	5	5	\$150	\$1,800
KLINGER, N., brewery. Five buildings—one 3-st. brick; one 2-st. brick; one 1-st. brick; two 1-st. frame; one boiler; one engine, 10 horse power. Estab. 1864.	5	5	7,000	2,500
WAITE, C. M., mfr. sash, doors and blinds. Two buildings—one 3 st. frame; one 1-st. stone; one boiler; one engine, 40 horse power. Estab. 1866.	7	7
WHITEWATER REGISTER, E. D. Coe, Prop., printing and publishing One 2-st. brick building; one boiler; one engine, 6 horse power. Estab. 1857.	7	1	8	200
WHITEWATER WAGON & CARRIAGE CO., successors to Winchester & Partridge Mfg. Co., mfrs. spring vehicles, wagouetts, trucks, show wagons, etc Five buildings—three 2-st. brick; one 2-st. frame; one 1-st. brick; two boilers; one engine, 140 horse power. Estab. 1847.	39	2	41
<i>WILDWOOD—ST. CROIX CO.</i>					
<i>Inspected June, 1893, by Van Etten.</i>					
McKAY, D. J., mfr. lumber, wagon and sleigh stock. Six buildings—one 3 st. frame; four 1-st. frame; one 1-st. brick; buildings bridged; three boilers; one engine, 175 horse power. Estab. 1881.	79	79
<i>WILSON—ST. CROIX CO.</i>					
<i>Inspected August, 1893 by Van Etten.</i>					
WEST WISCONSIN MANUFACTURING CO., mfrs. lumber, staves, heading and lime. Seven buildings—two 2-st. frame; four 1-st. frame; one 1-st. stone; five boilers; three engines, 100 horse power. Estab. 1872.	115	115
<i>WINNECONNE—WINNEBAGO CO.</i>					
<i>Inspected October, 1893, by Van Etten.</i>					
WINNECONNE LUMBER CO., mfrs. lumber, lath and shingles. Three buildings—one 2 st. and two 1-st frame; two boilers; one engine, 145 horse power. Estab. 1884.	55	6	61	4,000	3,500
Ordered a railing placed around fly wheel in engine room; a cover placed over all projecting set					

Report of Inspection—Continued.

ESTABLISHMENTS INSPECTED.	NUMBER OF EMPLOYEES.			Cost of new building improvements.	Cost of new machinery.
	Male.	Fem.	Total.		
screws on collars on shafting; a guard placed around set of large gearing in basement of mill and covers placed over bolting and slab saws. Accident.—A workman had his foot jammed by being caught by the carriage. Cut of mill for 1892, was 6,000,000 feet lumber; 1,250,000 lath; 3,000,000 shingles.					
<i>WITHEE—CLARK CO.</i>					
<i>Inspected March, 1894, by Van Etten.</i>					
OWEN, JOHN S., LUMBER CO., mfrs. lumber, lath, and shingles. Eight buildings—five 2-st. frame; two 1-st. frame; one 1-st. stone; three boilers; two engines, 150 horse power. Estab. 1893.	175		175	\$30,000	
<i>WITTENBERG—SHAWANO CO.</i>					
<i>Inspected November, 1893, by Zwaska.</i>					
HOLMES & SMITH, mfrs. lumber. One 1½-st. and one 1-st. frame; two boilers; one engine, 113 horse power. Estab. 1887	23		23		
SHAWANO LUMBER CO., mfrs. lumber, lath and shingles. One 2 st. frame building; store connected; two boilers; one engine, 125 horse power. Estab. 1881	35		35		
Cut of mill for 1892 was 2,500,000 ft. lumber; 1,500,000 shingles and 250,000 lath.					
WITTENBERG MANUFACTURING CO., mfrs. furniture. Two buildings—one 3-st. and one 1-st. frame; one boiler; one engine, 125 horse power. Estab. 1893	50		50	6,800	\$4,200
Ordered one fire escape erected; main doors changed to swing outward; alarm bell connections provided; guards placed on two rip saws; fly wheel of engine guarded and main drive belt on second floor boxed.					
<i>WONEWOC—JUNEAU CO.</i>					
<i>Inspected April, 1893, by Van Etten.</i>					
DENNETT, W. P., creamery. Two 1-st. frame buildings; one boiler; one engine, 12 horse power. Estab. 1892	13		13	800	,000
Note.—Of the 18 employees reported 10 are engaged in collecting cream.					
<i>WOODBORO—ONEIDA CO.</i>					
<i>Inspected February, 1894, by Van Etten.</i>					
WOOD, GEO., E., LUMBER CO., mfrs. lumber, lath and shingles. Six buildings—three 2-st. and three 1-st. frame; seven boilers; four engines, 370 horse power. Estab. 1891	150		150	35,000	65,000
Cut of mill for 1892 was 10,000,000 feet lumber. Store and boarding house connected, run by firm.					
<i>WOODVILLE—ST. CROIX CO.</i>					
<i>Inspected June, 1893, by Van Etten.</i>					
EVENSON, WM. T., mfr. hard wood lumber. Three buildings—one 2-st. and two 1-st. frame; three boilers; one engine, 80 horse power. Estab. 1879	20		20		

Report of Inspection—Continued.

ESTABLISHMENTS INSPECTED.	NUMBER OF EMPLOYEES.			Cost of new building improvements.	Cost of new machinery
	Male.	Fem.	Total		
WOOSTER MILLS—(Soldiers Grove P. O.)—CRAWFORD COUNTY. <i>Reported by firm April, 1893.</i>					
PETERSON, ATLEY, mfr. hard wood lumber. One 1-st. frame building; one boiler; one engine, 40 horse power. Estab. 1870.....	7	7	\$150
ZEDA—(McKenna P. O.)—JACKSON CO. <i>Reported by firm April, 1892.</i>					
WARREN, GEO., CO., mfrs. lumber, lath and shingles. Five buildings—two 2-st. frame; one 1½-st. frame; three 1-st. frame; 25 tenement buildings for use of employees; three boilers; two engines, 125 horse power. Estab. 1888.....	70	5	75	\$300	400
<i>Accidents.</i> —A workman had a leg broken while attempting to adjust a rope on a pulley, by a ladder falling with him; another was seriously injured by a piece flying from the edger and striking him on the hip, he was laid up about three months; another had a leg broken by a log rolling on him while engaged in loading cars.					

TABLE A.—*Showing the Amounts Spent for New Factory Building according*

INDUSTRIES.	New factory building improvements in Milwaukee 1893-'94.	New machinery added in Milwaukee 1893-'94.
Agricultural implements, threshing machines	\$2,509 00	\$6,309 00
Baskets.....		
Beef & pork packing	26,500 00	5,250 00
Blank books.....		500 00
Boilers (steam).....		
Boots & shoes.....	70,000 00	44,159 00
Bottles.....		
Brewing & malting.....	905,600 00	884,387 00
Brick & tile		15,000 00
Bridge building.....	7,000 00	5,900 00
Boxes (cigar, cheese, packing and paper	21,500 00	22,300 00
Butter & cheese.....		
Cement.....		
Chairs & tables.....	97,000 00	47,500 00
Chemicals.....	12,086 00	6,000 00
Cigars	42,000 00	
Clothing & underwear	1,000 00	1,800 00
Coal, wood, sewer pipe.	12,000 00	
Coffins.....		
Confectioners & bakers.....	75,000 00	53,000 00
Cooperage.....	15,000 00	13,500 00
Dairy implements.....		
Distilling.....	32,000 00	18,000 00
Electric lighting		229,800 00
Elevators.....	16,000 00	10,200 00
Excelsior		
Flour & Feed.....	500 00	32,000 00
Fuel		
Furniture	60,000 00	25,000 00
Furs, gloves, mittens.....	1,000 00	3,400 00
Gas and electric fixtures.....	40,000 00	10,000 00
Gas light	175,000 00	
Granite, marble, cut stone.....	4,000 00	8,000 00

Improvements and New Machinery since the former inspection. Classified to industries

New factory building improvements at all other places in the State, 1893-'94.	New machinery added at all other places in the State, 1893-'94.	Total new factory building improvement 1893-'94.	Total new machinery added, 1893-'94.	Total new factory building improvements, 1891-'92.	Total new machinery added, 1891-'92.
108,750 00	40,440 00	111,259 00	46,749 00	107,817 00	68,534 00
3,000 00	18,000 00	3,000 00	18,000 00	2,000 00	18,000 00
.....	26,500 00	5,250 00	65,085 00	20,031 00
.....	250 00	750 00	10,000 00
4,800 00	4,800 00	14,900 00	10,594 00
3,400 00	2,841 00	78,400 00	47,000 00	22,321 00	76,333 00
.....	10,300 00	6,275 00
278,563 00	119,475 00	1184,193 00	953,862 00	725,157 00	695,096 00
23,500 00	11,395 00	23,500 00	26,395 00	25,405 00	36,193 00
.....	7,000 00	5,900 00	9,500 00	12,000 00
12,300 00	10,900 00	33,800 00	33,200 00	23,680 00	32,675 00
15,656 00	14,179 00	15,656 00	14,179 00	40,750 00	25,725 00
.....	11,000 00	8,000 00
42,000 00	700 00	139,000 00	48,200 00	35,200 00	60,302 00
2,200 00	1,400 00	14,286 00	7,400 00
2,300 00	650 00	44,300 00	650 00	3,300 00	1,150 00
.....	500 00	1,000 00	1,700 00	9,100 00	28,485 00
107,000 00	53,750 00	119,000 00	53,750 00	12,500 00	84,500 00
3,500 00	2,000 00	3,500 00	2,000 00	3,000 00	800 00
48,000 00	10,100 00	123,000 00	63,100 00	6,900 09	8,300 00
23,800 00	35,803 00	38,800 00	49,303 00	10,000 00	43,500 00
.....	22,883 00	15,862 00
22,150 00	13,900 00	52,150 00	31,900 00	2,000 00
47,450 00	270,600 00	47,450 00	500,400 00	276,518 00	871,660 00
.....	31,800 00	16,000 00	42,000 00	16,180 00	28,485 00
9,800 00	29,300 00	9,800 00	29,300 00	3,000 00	2,000 00
659,600 00	896,685 00	660,100 00	928,685 00	287,200 00	389,725 00
.....	6,500 00	10,500 00
94,550 00	76,910 00	154,550 00	101,910 00	80,025 00	67,115 00
4,000 00	9,800 00	5,000 00	13,200 00	3,750 00
6,374 00	1,200 00	46,374 00	11,200 00	64,300 00	206,700
5,000 00	15,500 00	180,000 00	15,500 00
2,156 00	13,050 00	6,156 00	21,050 00	56,500 00	114,500 00

TABLE A.—*New Factory Building Improvements and New Machinery—*
Continued.

INDUSTRIES.	New factory building improvements in the city of Milwaukee 1893-'94.	New machinery added in the city of Milwaukee 1893-'94.
Hammocks, fly-nets	\$25,600 00	\$6,300 00
Hardware, bolts, nuts, files, rasps.....	6,000 00	19,000 00
Interior and exterior woodwork.....	18,520 00	34,919 00
Invalid food.....		
Iron and steel (Malleable and pig).....	90,370 00	72,800 00
Knitting works	31,000 00	10,000 00
Laundries	6,000 00	2,325 00
Leather, harness, collars	49,100 00	17,000 00
Linen mills.....		
Lithographing and engraving		24,500 00
Lumber, lath, shingles.....		
Machine shops—engines, iron and brass foundry.....	388,850 00	443,000 00
Maizea, starch, corn goods.....		
Matches.....		
Mattresses		
Oils, paints, grease	8,000 00	400
Oxide of zinc		
Paper and pulp.....		
Patterns—brass and iron		17,200 00
Plumbers'—brewers' supplies	1,200 00	26,200 00
Printing, publishing, bookbinding.....	160,200 00	80,000 00
Provisions.....	11,000 00	18,000 00
Railway shops		
Refrigerators		
Sash, doors, blinds, planing mills	13,300 00	12,000 00
Screen doors		
Shipbuilding		
Shipping cans, oil tanks, etc.....		
Shirts, overalls.....		
Soap		
Stoves, ranges, furnaces.....	26,500 00	6,100 00
Tacks, small nails.....		
Tanners	86,000 00	21,500 00

TABLE A.—*New Factory Building Improvement and New Machinery.*—
Continued.

New factory building improvements in all other places in the state. 1893-'94.	New machinery added at all other places in the state—1893-'94	Total new factory building improvements 1893-'94.	Total new machinery added, 1893-'94.	Total new factory building improvements, 1891-'92.	Total new machinery added, 1891-'92.
2,700 00	17,300 00	26,300 00	23,600 00
25,000 00	25,250 00	31,000 00	44,250 00	200 00	6,800 00
67,219 00	52,700 00	85,739 00	87,619 00	15,700 00	33 950 00
22,000 00	3,500 00	22,000 00	3,500	6,000 00	4,000 00
33,800 00	36,400 00	124,170 00	190,200 00	88,650 00	257,925 00
10,000 00	26,200 00	41,000 00	36,200 00	15,300 00
24,425 00	40,498 00	30,425 00	42,823 00	2,530 00	4,000 00
156,094 00	105,194 00	206,194 00	122 194 00	62,800 00	30,395 00
1,400 00	150 00	1,400 00	150 00	1,000 00	10,000 00
.....	29,700 00	54,200 00	36,650 00
441,659 00	994,564 00	441,659 00	994,564 00	410,488 00	726,191 00
65,873 00	186,755 00	454,727 00	627,755 00	176,592 00	354,215 00
1,600 00	2,220 00	1,600 00	2,220 00	10,000 00	12,500 00
17,000 00	18,550 00	17,000 00	18,550 00
1,300 00	4,900 00	1,300 00	4,900 00	12,500 00	71,500 00
134,182 00	37,850 00	134,182 00	38,250 00
7,200 00	19,000 00	7,200 00	19,000 00	25,000 00	5,000 00
1,336,685 00	1,569,827 00	1,336,685 00	1,569,827 00	1,151,710 00	1,547,600 00
.....	117,850 00	48,000 00	44,500 00
.....	1,200 00	26,200 00	18,000 00	20,000 00
3,600 00	84,200 00	163,800 00	164,200 00	53,750 00	260,310 00
9,900 00	2,300 00	20,900 00	20,300 00
6,825 00	6,385 00	6,825 00	6,385 00	32,722 00	25,652 00
2,500 00	4,500 00	2,500 00	4,500 00	21,500 00	7,000 00
133,444 00	143,890 00	146,744 00	155,890 00	196,790 00	207,669 00
1,900 00	21,800 00	1,900 00	21,800 00
7,900 00	16,200 00	7,900 00	16,200 00	100,000 00	73,300 00
20,000 00	20,000 00
35,000 00	37,075 00	35,000 00	37,075 00
.....	2,100 00	5,500 00
49,637 00	33,695 00	76,137 00	39,795 00	110,500 00	50,800 00
250 00	2,500 00	250 00	2,500 000	5,000 00	1,000 00
32,000 00	14,700 00	118,000 00	36,200 00	67,800 00	69,700 00

TABLE A.—*New Factory Building Improvements and New Machinery—*
Continued.

INDUSTRIES.	New factory building improvements in the city of Milwaukee, 1893-'94.	New machinery added in the city of Milwaukee, 1893-'94.
Tinware, sheet iron goods	\$77,000 00	\$38,300 00
Tobacco.....		2,500 00
Trunks, traveling bags, pocket books, valises.....	1,400 00	9,500 00
Upholstery.....	55,000 00	8,000 00
Vinegar, yeast.....	10,000 00	10,000 00
Wagons, carriages, sleighs.....	18,200 00	21,000 00
Waterworks, street railway.....		
Wind mills, tanks, etc.....		
Wire works....	1,500 00	800 00
Woodenware.....	12,000 00	
Woolen mills.....		
Not elsewhere classified.....	163,100 00	157,800 00
	\$2,858,535 00	\$2,450,549 00

TABLE A.—*New Factory Building Improvements and New Machinery—*
Continued.

New factory building improvements in all other places in the state, 1893-'94.	New machinery added at all other places in the state, 1893-'94.	Total new factory building improvements, 1893-'94.	Total new machinery added, 1893-'94.	Total new factory building improvements, 1891-'92.	Total new machinery added, 1891-'92.
\$6,000 00	\$83,000 00	\$38,300 00	\$4,500 00	\$39,400 00
.....	2,200 00
20,100 00	21,500 00	9,500 00	18,900 00	14,964 00
.....	55,000 00	8,000 00
.....	\$8,000 00	10,000 00	16,000 00	46,100 00	15,550 00
65,656 00	11,853 00	83,850 00	32,853 00	226,850 00	84,033 00
44,200 00	74,000 00	44,200 00	74,000 00	5,000 00	93,300 00
45,300 00	73,100 00	45,300 00	73,100 00	6,000 00	4,775 00
15,000 00	52,200 00	16,500 00	53,000 00	36,200 00	46,400 00
26,333 00	24,516 00	38,333 00	24,516 00	32,800 00	30,000 00
46,826 00	44,634 00	44,826 00	44,634 00	25,385 00	30,675 00
551,266 00	353,943 00	714,366 00	511,743 00	391,331 00	411,444 00
\$5,001,623 00	\$5,969,767 00	\$7,863,156 00	\$8,408,356 00	\$5,136,140 00	\$7,656,252 00

TABLE B.—Showing the amounts spent for new factory building improvements and new machinery during the years 1893 and 1894, arranged according to locality:

LOCALITIES.	New factory Building Improvements.	New Machinery Added.
Alma.....		\$300
Almena.....	\$3,000	2,200
Amery.....	6,000	26,000
Antigo.....	28,100	51,200
Appleton.....	199,125	278,390
Arpin.....	27,000	25,000
Ashland.....	79,512	125,250
Augusta.....	150	100
Baldwin.....		55
Bangor.....	6,000	1,600
Baraboo.....	3,600	12,976
Barron.....	1,100	5,150
Barnum.....	280	1,000
Barronett.....	200	1,800
Bayfield.....	6,000	2,000
Beaver Dam.....	16,800	15,075
Beldenville.....		500
Bell Center.....	5,000	1,500
Bell Siding.....	250	800
Beloit.....	41,378	101,000
Berlin.....	14,400	12,591
Birnamwood.....	3,000	2,000
Black Creek.....		2,000
Black River Falls.....	3,800	7,150
Boardman.....	500	2,500
Boscobel.....	4,650	3,150
Boyd.....		500
Broadhead.....	350	
Brule.....	3,200	9,450
Burlington.....	4,441	11,151
Butternut.....	800	2,800
Burnett Junction.....		2,500
Burkhardt.....		1,100
Burg Park.....	1,500	2,500
Cadott.....	150	1,200
Camp Douglas.....		150
Carroll.....	1,000	4,000
Cassville.....		200
Cecil.....	700	
Cedarburg.....	1,000	
Centralia.....	6,525	8,875
Chelsea.....	25	885
Cherokee.....	900	3,700
Chippewa Falls.....	11,500	9,300
Clifford.....	10,000	15,000
Colby.....	1,200	500
Columbus.....	7,000	2,300
Combined Locks.....	600,000	400,000
Cumberland.....	6,500	7,100
Dallas.....	800	1,350
Delavan.....		1,650
De Pere.....	170,000	304,000
Dexter ville.....	4,700	3,000
Dorchester.....	675	2,850
Downing.....		550
Downsville.....	21,006	34,000
Durand.....	200	2,500
Eau Claire.....	94,142	128,713
Eau Plaine.....		750

TABLE B.—Showing the Amount Spent for New Factory Building Improvements.—Continued.

LOCALITIES.	New Factory Building Improvements.	New Machinery Added.
Edgerton.....	4,115	1,000
Eidsvold.....	1,000	1,200
Elkhorn.....	4,450	2,575
Ellsworth.....	3,000	4,500
Fairchild.....	5,500	14,500
Fifield.....		4,000
Flanner.....	2,500	7,000
Fond du Lac.....	45,250	98,350
Fort Atkinson.....	9,600	10,950
Fort Howard.....	12,600	11,000
Fountain City.....	1,200	1,200
Fulton.....	500	5,500
Galesville.....	3,306	9,479
Gile.....	30,000	22,000
Glenwood.....	3,000	2,500
Goodyear.....	1,500	3,000
Grafton.....		700
Grand Rapids.....	12,950	16,400
Granton.....		250
Green Bay.....	23,000	55,300
Greenwood.....	3,000	2,000
Harshaw.....	5,000	12,000
Hayward.....	4,600	56,175
Hartford.....	7,000	200
Hazelhurst.....	2,000	10,000
Hewitt.....	500	300
Horicon.....	5,000	4,300
Houghton.....	1,200	
Hudson.....	5,000	12,550
Humbird.....	200	1,800
Hunter.....	400	200
Iron River.....	19,000	57,000
Janesville.....	56,690	95,835
Jefferson.....	49,200	23,140
Juneau.....	800	1,900
Kendall.....	800	1,200
Kenosha.....	90,000	104,050
Kewaunee.....	15,800	65,450
Kimberly.....	175,000	75,000
Knowlton.....	100	
La Crosse.....	93,960	334,737
Lake Mills.....	10,500	6,775
Lake Nebagamun.....	1,800	3,250
Lehigh.....	3,000	4,500
Little Chute.....	150,000	100,000
Loyal.....	2,000	5,000
McDill.....	4,000	2,000
Madison.....	37,800	50,020
Manitowoc.....	46,123	16,100
Marathon.....	500	2,500
Marinette.....	287,400	234,900
Marshfield.....	10,200	23,090

TABLE B.—*Showing the Amount Spent for New Factory Building Improvements—Continued.*

LOCALITIES.	New Factory Building Improvements.	New Machinery Added.
Mason.....		675
Mauston.....	1,700	1,300
Mazomanie.....	4,650	2,375
Medford.....	1,000	2,500
Menasha.....	25,000	65,000
Menomonee.....	78,400	26,350
Merrill.....	22,000	88,650
Merrillan.....		500
Milladore.....	1,000	7,300
Millston.....	500	550
Milton Junction.....		650
Milwaukee.....	2,856,535	2,450,549
Mineral Point.....	29,200	81,250
Monroe.....	20,500	22,450
Necedah.....		2,600
Neeenah.....	54,000	75,000
Neillsville.....	1,750	9,690
New Lisbon.....	350	
New London.....	33,000	19,000
New Richmond.....	4,200	2,950
North Freedom.....		800
Oconto.....	11,000	25,550
Omro.....	2,100	7,750
Ogema.....		500,000
Oshkosh.....	106,100	103,550
Park Falls.....	6,000	7,000
Perkinstown.....	22,500	10,000
Peshigo.....		3,000
Phillips.....	28,000	23,500
Phlox.....		500
Pittsville.....	2,650	4,500
Platteville.....	3,900	15,150
Plover (town of).....	190,000	165,000
Plummer.....	5,000	
Plymouth.....	9,000	11,400
Portage.....	7,450	10,825
Port Edwards.....	1,500	4,500
Port Washington.....	18,000	30,500
Potosi.....		2,000
Prairie du Chien.....	2,300	5,393
Racine.....	216,600	157,408
Reedsburg.....	1,825	1,890
Rhinelanders.....	35,450	62,948
Rib Lake.....	36,000	17,000
Rice Lake.....	3,800	5,350
Richland Center.....	1,385	4,650
River Falls.....	7,100	10,200
Ripon.....	4,500	22,150
Roberts.....		200
Romeo.....	600	1,800
St. Joseph.....		3,000
Schleisingserville.....	4,500	1,000
Schofield.....		1,250
Shawano.....	16,300	24,000
Sheboygan.....	142,894	212,000
Sheboygan Falls.....	8,000	12,800
Sherry.....	4,485	6,978
Soldier's Grove.....	360	2,150
Sparta.....		2,944

TABLE B.—Showing the Amount Spent for New Factory Building Improvements—Continued.

LOCALITIES.	New Factory Building Improvements.	New Machinery Added.
Spring Valley.....	1,450	1,375
Stanley.....	23,000	92,000
Stetsonville.....	2,500	3,500
Stueben.....		1,700
Stevens Point.....	20,885	24,245
Stoughton.....	2,286	29,808
Stratford.....	5,000	2,400
Superior, South Superior and West Superior.....	1,304,044	983,058
Thorp.....	1,500	3,850
Tomah.....	6,000	5,000
Tomahawk.....	19,500	27,575
Tomahawk Lake.....	20,000	
Trempealeau.....	1,550	2,200
Trippville.....		1,100
Two Rivers.....	1,300	8,500
Valton.....	300	35
Vesper.....	1,200	3,800
Warren's.....		200
Washburn.....	47,987	46,519
Waterloo.....	12,000	6,350
Watertown.....	94,654	73,805
Waukesha.....	16,200	11,750
Waupaca.....	5,800	9,446
Waupun.....	5,450	7,634
Wausau.....	136,133	125,801
Waverly.....	8,000	4,500
Wauwatosa.....	6,200	7,450
Wauzeka.....	75	2,000
West Bend.....	18,000	49,000
Westboro.....	20,000	
Whitewater.....	7,600	8,500
Winneconne.....	4,000	3,500
Wittenberg.....	6,800	4,200
Wonewoc.....	800	1,009
Woodboro.....	35,000	65,000
Zeda.....	200	400
Totals.....	\$7,863,156	\$8,408,356

TABLE C.—INSPECTION STATISTICS.—*Showing the relative importance of twenty-four leading branches of manufacture in Wisconsin, based upon the number of persons employed.*

(Grand total of all employed in all industries, 102,325.)

Position.	Industries.	Total number of persons employed.	Percentage of grand total. (102,325)	Proportion employed in Milwaukee.	Proportion employed all other parts of state.
1	Lumber, lath, shingles.....	21,855	21.35	21.35
2	Railway shops.....	5,945	5.90	.23	5.67
3	Furniture, chairs.....	5,466	5.33	.67	4.66
4	Iron works, foundries, machine shops.....	5,030	4.91	2.90	2.01
5	Sash, doors, blinds.....	4,786	4.67	1.27	3.40
6	Beer and malt.....	4,332	4.23	3.58	.65
7	Leather.....	3,541	3.65	1.94	1.71
8	Boots and shoes.....	3,457	3.37	1.64	1.73
9	Paper and pulp.....	3,244	3.26	3.26
10	Wagons, carriages and sleighs.....	3,188	3.11	.42	2.69
11	Printing, publishing, bookbinding.....	2,623	2.56	1.51	1.05
12	Agricultural implements.....	2,622	2.56	.35	2.21
13	Woolens, worsteds.....	2,478	2.42	.99	1.43
14	Flour and feed.....	2,131	2.08	.44	1.64
15	Clothing.....	2,093	2.04	1.04	1.00
16	Cooperage.....	1,784	1.74	.26	1.48
17	Brass and iron goods.....	1,483	1.45	.76	.69
18	Coal and wood.....	1,346	1.31	.51	.80
19	Brickmaking.....	1,276	1.24	.51	.73
20	Shipbuilding.....	1,149	1.12	.21	.91
21	Tinware, sheetiron.....	1,127	1.11	1.11
22	Beef and pork packing.....	983	.96	.79	.17
23	Woodenware.....	981	.95	.16	.79
24	Trunks, valises.....	964	.94	.53	.41
	Total.....	83,984	82.26	20.71	61.55
	All other industries.....	18,341	17.74	5.91	11.83
		102,325	100.00	26.62	73.38

TABLE D.—AGGREGATE WAGES BY LOCALITIES IN 1892.

Alban	\$1,200	Grand Rapids	\$25,129
Alma	7,288	Green Bay	253,793
Altoona	30,008	Hansen	6,117
Amery	28,390	Harshaw	35,000
Amhurst	1,786	Hartford	24,517
Antigo	84,117	Hawthorne	12,000
Appleton	361,047	Hayward	144,559
Ashland	509,541	Hazlehurst	68,198
Auburndale	22,812	Hewitt	6,000
Augusta	3,350	Humbird	1,700
Baldwin	3,750	Horicon	84,309
Baraboo	157,819	Houlton	31,249
Barron	10,186	Hudson	240,832
Barronett	99,333	Hunting	4,009
Beaver Dam	147,090	Ingram	4,500
Beldenville	36,781	Janesville	479,668
Beloit	509,694	Jefferson	81,115
Berlin	49,988	Johnson's Creek	11,200
Big Wauauakee	78,800	Juneau	1,130
Biramwood	26,100	Kaukauna	330,517
Black Creek	1,700	Kenosha	495,668
Black River Falls	20,793	Kewaunee	5,460
Boardman	10,000	LaCrosse	1,249,703
Boscobel	20,900	Lake Mills	1,200
Boyd	20,015	Lancaster	3,025
Brodhead	9,670	Little Black	54,399
Buckbee	5,000	McDill	3,000
Burkhardt	6,255	Madison	377,651
Burlington	49,974	Manitowoc	184,744
Cadott	36,601	Maplewood	2,500
Cartwright	2,000	March	16,000
Cecil	5,500	Marinette	613,580
Cedarburg	50,831	Marshfield	146,249
Cedar Falls	37,375	Marion	1,771
Centralia	66,920	Marathon	4,000
Chelsea	4,608	Mason	71,600
Chetek	2,998	Mauston	8,160
Chilton	13,000	Mayville	31,643
Chippewa Falls	193,926	Mazomanie	2,768
Clintonville	14,092	Medford	71,520
Colby	10,084	Menasha	500,806
Connersville	1,500	Menekaunee	48,471
Combined Locks	70,587	Menomonee	296,087
Crivitz	20,400	Merrill	392,968
Cumberland	61,369	Merrillan	5,500
Darlington	1,200	Milladore	6,800
Dallas	7,240	Milwaukee	15,840,959
Delaven	1,296	Mineral Point	9,040
DePere	43,025	Monroe	45,746
Dodgeville	8,000	Montello	57,640
Downing	20,000	Morse	123,401
Dorchester	1,600	Morris	18,000
Downsville	14,445	Mosinee	54,845
Drummond	96,712	Necedah	150,099
Eagle River	50,000	Neeenah	500,695
Eau Claire	799,712	Neillsville	58,171
Edgerton	27,197	New Holstein	1,000
Edson	2,050	New Lisbon	2,103
Eidsvold	13,022	New London	52,431
Elkhorn	5,400	New Richmond	32,291
Embarrass	4,160	Newton	90,000
Evansville	24,727	Northport	8,584
Fairchild	75,280	Norwalk	1,091
Fifield	13,000	Oconto	282,285
Fond du Lac	331,784	Oconto Falls	29,000
Fort Atkinson	71,200	Ogema	29,448
Fort Howard	155,453	Olivet	2,000
Fountain City	12,631	Omro	2,665
Galesville	4,736	Onalaska	63,641
Garth	55,000	Oshkosh	1,287,490
Glenwood	144,000		
Grafton	5,688		

TABLE D.—AGGREGATE WAGES BY LOCALITIES IN 1892.—
Continued.

Park Falls.....	\$66,520	Stanley.....	\$3,554
Peshtigo.....	249,952	Stettin.....	1,648
Philips.....	216,765	Steuben.....	1,500
Plainfield.....	1,260	Stiles.....	46,936
Plymouth.....	49,706	Stevens Point.....	362,654
Portage.....	116,517	Sterling.....	43,104
Port Washington.....	135,234	Stoughton.....	88,885
Prairie du Chien.....	69,462	Sugar Bush.....	1,560
Potosi.....	2,400	Superior.....	2,569,954
Port Edwards.....	40,246	Trippville.....	1,500
Pleasant Prairie.....	1,080	Th-rp.....	27,651
Prescott.....	10,000	Tomah.....	155,433
Pulcifer.....	2,698	Tomahawk.....	127,930
		Two Rivers.....	271,862
Racine.....	1,963,380	Union Grove.....	3,000
Reedsburg.....	48,435	Utley.....	14,000
Rhineland.....	225,424		
Rib Falls.....	2,592	Vesper.....	39,516
Rib Lake.....	119,370		
Rice Lake.....	268,531	Warren's.....	51,721
Richland Center.....	14,332	Washburn.....	318,216
River Falls.....	8,135	Waterloo.....	12,000
Ripon.....	34,302	Watertown.....	222,337
		Waukesha.....	140,941
Schleisingsville.....	6,262	Waupaca.....	17,438
Schofield.....	55,347	Waupun.....	197,238
Seymour.....	4,688	Wausau.....	582,461
Shawano.....	23,135	Wauwautosa.....	70,233
Sheboygan.....	1,709,406	Wauzeka.....	2,800
Sheboygan Falls.....	41,066	West Bend.....	24,805
Shell Lake.....	161,920	West Depere.....	10,500
Sherry.....	50,000	Weyauwega.....	10,275
Shullsburg.....	28,000	Whitewater.....	15,632
Soldier's Grove.....	2,160	Wilson's Island.....	12,000
Sparta.....	14,296	Wilson.....	26,000
Spencer.....	6,334	Winneconne.....	12,000
Spokeville.....	7,680	Woodville.....	4,200
Star.....	2,572		

TABLE E.—SUMMARY OF ACCIDENTS.—Which have occurred in the factories of Wisconsin during the years 1893 and 1894, as reported by the factory inspectors.

Localities.	Nature of Accidents.	Number of Accidents.
Altoona	Loss of finger on circular saw	
Antigo.....	Eye injured by flying piece of steel	2
	Loss of one finger on rail saw	
	Face injured by piece from bursting emery wheel	
Appleton.....	Loss of ends of three fingers on bolting saw	4
	Killed by piece of board flying from rip-saw	
	Killed, fell from roof into drainer	
Arpin.....	Killed, struck on head by piece flying from bolting saw	3
	Killed, engineer, by exploding boiler	
	Loss of finger on trimmer	
Ashland.....	Loss of finger in live rollers	
	Permanent injury to arm by cut on slasher saw	3
	Leg broken	
	Arm broken by falling coal	
	Loss of three fingers on jointer	
	Arm broken, board flying from edger	
	Loss of arm, thrown against saw by carriage	
	Leg broken, frozen ore falling	
	One workman, internal and external injuries falling through roof	
	Arm broken, struck by carriage	
	Loss of two fingers in pulley	
	Loss of three fingers in circular saw	
Baraboo.....	Leg broken, iron plate falling	11
	Burned on the head, hot metal exploding by touching frozen earth	
Beldenville.....	Loss of end of thumb on twister	2
Beloit.....	Leg broken, log rolling on, cant-hook slipping	1
Berlin.....	Arm broken, fall from ladder	1
	Killed, crushed in planer while oiling	
Boscobel.....	Loss of two fingers in rip-saw	2
Brule.....	Killed, logs rolling on workman	1
Cecil.....	Loss of two fingers in slab saw	1
Chippewa Falls..	Loss of one finger in gearing	
	Loss of finger on shaper	2
Combined Locks..	Finger mashed in wood-splitter	
	Finger crushed in rag thresher	
	Loss of finger on circular saw	
	Back sprained, falling	
	Loss of finger in paper machine	
	Hand burned in paper dryer	6
Dallas.....	Arm cut on circular saw	1
De Pere.....	External and internal injuries in gears of bolting chest	
Downsville.....	Killed, a workman, falling against a saw	
	Hand smashed, log rolling on	2
Drummond.....	A workman was killed, struck in abdomen by board flying from saw	1
Eau Claire.....	Oiler killed, wound up in belt	
	A workman was killed, struck in abdomen by board flying from rip-saw	
	Loss of finger on routing machine	
	Loss of thumb on hand planer	
	Loss of thumb and two fingers on a jointer	
	Loss of thumb on jointer	
	Loss of finger on jointer	
	Killed, falling on cog-wheel was crushed in gearing	
	Killed, by falling off derrick	
	Arm injured in planer	
	Killed, wound up by belt against countershaft	
	Internal and external injury to a workman by falling off an elevator	12
Ellsworth.....	Loss of two fingers in roller of log-jack	1

TABLE E.--SUMMARY AND ACCIDENTS-- Continued.

Localities.	Nature of Accidents.	Number of Accidents.
Fairchild.....	A loss of toes of one foot in carrier chains.....	1
Fifield.....	Loss of part of foot on hand saw.....	1
Fond du Lac.....	Arm broken, wound up by set screw.....	
	Two ribs broken, wound up by set-screw.....	
	Killed, struck in abdomen by flying piece of timber from rip saw. Loss of thumb on rip saw.....	
	Loss of part of thumb on rip saw.....	
	Foot cut in sticker knives.....	6
Fort Howard.....	Loss of finger in feed roller of lath machine.....	
	Loss of four fingers on face planer.....	
	Loss of two fingers on face planer.....	
	Arm broken on shafting.....	4
Glenwood.....	Leg broken, piece of wood flying from bolting saw.....	1
Goodyear.....	Leg broken, falling under logging train.....	1
Green Bay.....	Arm broken, struck by chain of conveyor.....	
	Loss of three fingers on jointer.....	
	Loss of part of two fingers on face planer.....	3
Hartford.....	Foot cut in sticker knives.....	1
Hazelhurst.....	Loss of finger on shingle saw.....	
	Loss of finger on rip saw.....	2
Houlton.....	Loss of finger on rip saw.....	1
Hudson.....	Loss of hand in saw-dust conveyor.....	
	Loss of three fingers in roller of edger.....	
	Loss of leg in gearing of gang drilling machine.....	
	Loss of thumb on hand planer.....	
	Loss of thumb on rip saw.....	
	Loss of finger on rip saw.....	
	Loss of finger on gears of portable forge.....	
	Shoulder broken, falling from car.....	8
Iron River.....	Killed, was wound around a shaft.....	
	Leg broken, board flying from edger.....	
	Cut in arm, by saw.....	3
Janesville.....	Loss of finger on jointer.....	
	Arm broken by file flying from moving belt.....	
	Loss of finger on press roller.....	
	Body injured, by board flying from rip saw.....	
	Loss of thumb on machine saw.....	
	Loss of finger on rip saw.....	6
Kaukauna.....	Killed, fell into the fly-wheel of engine.....	
	Loss of finger in gearing.....	
	Loss of heel in dryer gearing.....	
	Ankle injured, log rolling on.....	
	Killed, hand-plate of digester blown off.....	
	Killed, fell from scaffolding.....	
	Loss of leg, run over by cars.....	7
Kenosha.....	Loss of two fingers on shaper.....	
	Loss of finger on rip saw.....	
	Two fingers crushed in nailing machine.....	3
Kimberly.....	Killed, falling from scaffolding.....	
	Loss of part of inner finger in roller.....	2
La Crosse.....	Loss of thumb in gearing.....	
	Loss of two fingers in gearing.....	
	Killed, caught in pulley.....	
	Killed, wound up on shaft.....	
	Loss of finger on jointer.....	
	Ribs broken, falling into empty vat.....	
	Finger crushed in moulder.....	
	Loss of part of finger on rip saw.....	
	Leg broken, barrel of meat falling on.....	
	Loss of finger on slab saw.....	
	Hand injured in bending machine.....	
	Loss of leg in planer belt.....	
	Loss of thumb on cut off saw.....	
	Leg broken, plank thrown from saw carriage.....	
	Loss of hand on slab saw.....	
	Both legs broken, falling lumber.....	
	Loss of thumb on slab saw.....	
	Both legs broken, falling lumber.....	
	Leg broken, caught in rope.....	19
Lehigh.....	Leg broken, log rolling on.....	1

TABLE E.—SUMMARY OF ACCIDENTS.—Continued.

Localities.	Nature of Accidents.	Number of Accidents.
Madison.. .. .	Loss of finger in planer.. .. .	
	Loss of finger on belting	2
Manitowoc	Arm broken, falling from scaffold	
	Killed, board flying from rip saw	2
Marinette.....	Loss of great toe in shingle saw	
	Loss of toe on edger	
	Leg broken, logs rolling on	
	Wrist cut in trimmer of lath machine	
	Lost parts of two fingers in gears	
	Loss of foot on edger.	
	Leg injured in gears.	
	Back sprained.	
	Loss of finger on re saw	
	Killed, struck by board flying from edger	
	Leg broken, struck by board flying from edger	
	Loss of arm on rip saw	12
Marshfield.....	Loss of four fingers on stave saw	1
Mason.....	Killed, hit by chain of trimmer	1
Mauston.....	Hand injured in jointer	1
Menasha.....	Killed, fell from car of logs, striking head and drowning	
	Loss of three fingers on a heading saw	
	Killed, struck on head by broken belt	
	Loss of three fingers in shafting of turning lathe	
	Killed, crushed between wagon and a post	5
Menomonie.....	Loss of arm in shafting, wound up while oiling	1
Merrill.....	Both legs broken, jammed against lumber pile by car of lumber	
	Both wrists broken by fall from lumber pile	
	Arm cut on saw	
	Loss of arm in gearing	
	Arm broken, fall from tramway	
	Killed, fell from tramway	
	Loss of hand on slab saw	
	Loss of hand on knot saw	
	Leg broken, jumping from log deck	
	Loss of two fingers on slasher saw	10
Merrillan	Loss of two fingers on cut-off saw	1
Milladore	Killed, board flying back from edger saw	1
Neenah.....	Broken arm, fell from car	
	Killed, head crushed in bevel gears	2
Neillsville.....	Loss of two fingers on a self-feeding rip saw	
	Hand cut on shaper	2
New London.....	Loss of one eye, piece from emery wheel flying in.	
	Loss of hand on re-saw	
	Loss of finger on rip saw	
	Loss of one finger on sticker	
	Loss of part of finger on sticker	5
North Freedom....	Leg broken, board flying from rotary saw	1
Northport.....	Killed, board flying from saw	1
Oconto.....	Arm broken, falling from ladder	
	Arm bruised, falling on drive belt	
	Internal injury, struck by board flying from edger	
	Internal injury, board flying from sticker	
	Arm injured, caught in shaft of slasher	5
Oconto Falls.....	A workman had leg broken (no particulars)	1
Oshkosh.....	Arm broken, on wheel machine	
	Leg broken, falling of sheet iron	
	Loss of three fingers on slab saw	
	Loss of finger on trimmer	
	Loss of part of hand on rip saw	
	Finger cut on rip saw	
	Loss of part of hand on band saw	
	Loss of hand in rag picker	
	Loss of fore-arm in rag picker	
	Loss of finger on jointer	
	Two workmen each lost a finger on circular saw	
	Internal injuries, fell from ladder	
	Loss of two fingers on planer	
	Killed, fell from lumber pile	
	Loss of three fingers on sticker	

TABLE E.—SUMMARY OF ACCIDENTS—Continued.

Localities.	Nature of Accidents.	Number of Accidents.
Oshkosh	Loss of eye, piece of wood flying from table saw.....	
	Loss of finger on slab machine.....	
	Loss of finger on jointer.....	
	Loss of finger on rip saw.....	
	Injured in hip, board flying from self feed saw.....	
	Loss of eye, hot babbit metal flying in.....	
	Finger cut on rip saw.....	
	Loss of finger on shaper.....	
	Loss of two fingers in feed rollers of sticker.....	25
	Loss of part of finger in paper box machine.....	1
Park Falls.....	Fatally injured, hit by slab from carriage.....	1
Perkinstown.....	Loss of eye, piece of steel flying in.....	1
Peshigo.....	Loss of finger on trimmer.....	
Phillips.....	Killed, wound up on shafting.....	2
	Killed, run over by locomotive.....	
Plymouth.....	Injury to head, struck by board from rip saw.....	2
	Hand split on rip saw.....	
Port Edwards.....	Loss of three fingers on shingle saw.....	2
	Hand cut on shingle saw.....	1
Porter's Mills.....	Killed, on tramway, run over by cars.....	1
Prairie du Chien.....	Loss of hand, coupling cars.....	1
	Loss of finger on saw.....	2
Racine.....	Loss of thumb in dobbling machine.....	
	Loss of tips of two fingers on shaper.....	
	Arm broken, fall on sidewalk.....	
	Loss of two fingers on jointer.....	
	Injury to arm, bit of mortise machine forced through.....	
	Loss of finger on shaper.....	
	Killed, struck in stomach by board flying from rip saw.....	
	Loss of four fingers on mangler.....	
	Loss of four fingers on feed roller saw.....	
	Loss of part of finger on scarfing machine.....	
	Hand injured on leveling machine.....	
	Loss of foot in power roller.....	
	Loss of hand in gears of punching machine.....	
	Loss of three fingers, jammed between round house door and locomotive tender.....	
	Loss of finger in mangler.....	
	Loss of thumb on punch machine.....	
	Loss of two fingers on rip saw.....	
	Loss of part of one finger on jointer.....	
	Killed, wound up in shaft.....	
	Loss of finger on buzz planer.....	21
Reedsburg.....	Leg broken between car and rail.....	
	Loss of two fingers on gears of spinning mules.....	
	Loss of finger on planer.....	3
Rhineland.....	Loss of arm on swing saw.....	
	Loss of hand on gearing of live rollers.....	
	Leg broken on shaft.....	
	Loss of hand, breaking of band saw.....	
	Loss of two fingers on chain mortiser.....	5
Rib Lake.....	Killed, board flying from edger.....	
	Loss of finger in gearing.....	2
Rice Lake.....	Loss of finger on slitting machine.....	1
Richland Center.....	Bodily injury, log rolling on.....	1
River Falls.....	Loss of four fingers on shaper.....	1
Schofield.....	Loss of three fingers on lath bolter.....	1
Schlesingerville.....	Fingers crushed between barrels.....	1
Sheboygan.....	Finger cut on shaper.....	
	Killed, in belt and shafting.....	
	Loss of finger on rip saw.....	
	Leg broken, fell from fire escape.....	
	Loss of finger on rip saw.....	
	Loss of thumb on cut-off saw.....	
	Loss of one eye, exploding bottle.....	7
Sheboygan Falls.....	Two ribs broken, fall.....	1
Shell Lake.....	Loss of three toes in live rollers.....	1
Stanley.....	Loss of arm on lath saw.....	1

TABLE E.—SHOWING SUMMARY OF ACCIDENTS—Continued.

Localities.	Nature of Accidents.	Number of Accidents.
Stevens Point.....	Loss of four fingers on planer.....	
	Loss of two fingers on rip saw.....	
	Hand injured in gearing of live-rollers.....	3
Superior.....	Leg broken, stone falling on.....	
(Including Super- rior, South Super- rior and West Superior.)	Loss of finger on a saw.....	
	Loss of finger on a car puller.....	
	Loss of two fingers on a shingle bolter.....	
	Loss of thumb on jointer.....	
	Loss of finger on a jointer.....	
	Loss of two fingers on a shaper.....	
	Injury to hand on mangler.....	
	Killed, struck by falling coal.....	
	Killed, run over by cars.....	
	Loss of hand on lath trimmer.....	
	Loss of two fingers on buzz planer.....	
	Killed, stepped off the platform of elevator.....	13
Thorp.....	Collar bone broken by log rolling on.....	
	Bones of foot broken, log rolling on.....	2
Tomah.....	Leg broken, piles falling on.....	
	Loss of thumb on jointer.....	2
Tomahawk.....	Ankle broken, struck by piston rod.....	1
Tripville.....	Loss of finger end in saw.....	1
Two Rivers.....	Loss of three fingers on face planer.....	
	Hand cut on rip saw.....	
	Leg broken while unloading engine.....	
	Loss of three fingers on a heading saw.....	
	Loss of one finger on heading saw.....	5
Washburn.....	Leg broken, falling from superstructure.....	
	Loss of finger on lath trimmer.....	
	Bodily injury, tramway falling.....	
	Shoulder broken, wound up on shaft.....	
	Loss of four fingers on trimmer.....	
	Leg broken, fell from tramway.....	6
Watertown.....	Injury to abdomen, board flying from rip saw.....	
	Leg broken, bank caving in.....	2
Waukesha.....	Killed, run over by locomotive.....	1
Wausau.....	Loss of finger on rip saw.....	
	Loss of thumb on rip saw.....	
	Loss of finger on seat notcher.....	
	Ankle broken, fell from platform.....	4
Wauzeka.....	Loss of hand on entrance cutter.....	1
Winneconne.....	Foot jammed in carriage.....	1
Zeda.....	Leg broken, ladder falling.....	
	Hip hurt, piece flying from edger.....	
	Leg broken, log rolling on.....	3

TABLE F.—RECAPITULATION OF ACCIDENTS.

Total number of accidents..... 309 | Fatal..... 44

CLASSIFICATION.

<i>The Head—</i>		Fingers cut.....	3
Injury to the head.....	8	<i>The Legs—</i>	
Loss of an eye.....	3	Injury to leg.....	1
Injury to eye.	1	Legs broken.....	27
<i>The Arms—</i>		Both legs broken	3
Laceration of arm	7	Loss of one leg.....	3
Arm broken.....	10	<i>The Feet—</i>	
Loss of arm	4	Foot crushed.....	3
<i>The Hands—</i>		Loss of part of foot.....	4
Loss of one hand.....	14	Loss of one foot.....	1
Loss of part of hand	1	Ankle broken.....	2
Hand crushed.....	2	<i>Internal Injuries—</i>	
Severe injury to hand.....	11	Fatal.....	5
<i>The Fingers—</i>		Severe	10
Loss of one finger.....	55	Ribs broken.....	1
Loss of two fingers	24	<i>External Injuries—</i>	
Loss of three fingers.....	14	Severe burns	1
Loss of four fingers	8	Killed by piece flying from saw.....	12
Loss of thumb.....	19	Killed in various ways.....	23
Loss of part of finger.....	17		
Crushed fingers.....	3		

NOTE.—For details of injuries see Inspection Reports.

TABLE G.-- SUMMARY OF ORDERS ISSUED.

By the Factory Inspectors During the Years 1893 and 1894.

(For details see Report of Inspection.)

<i>Classification of Orders.</i>	<i>Total.</i>
FIRE ESCAPES —	
New.....	180
Extended to roof.....	14
Platforms on.....	20
Railings on.....	9
Printed directions posted.....	38
Balconies, connected by.....	9
	— 270
ELEVATORS —	
New cables in.....	22
Guards around openings to.....	42
Alarm bell changed.....	4
Condemned.....	2
	— 70
STAIRWAYS—	
Railings or guards on.....	29
New.....	8
	— 37
SAFETY GUARDS —	
On circular saws.....	67
On flywheels.....	127
On slasher.....	19
On edger saws.....	12
On band saws.....	5
On shafting.....	23
On pulleys.....	50
Over gearing.....	55
Over projecting keys.....	14
Over set screws.....	36
On cranks.....	13
Around holes in floor.....	5
Belting.....	79
	— 505
MAIN DOORS —	
Changed to open out.....	86
SUCTION FANS AND VENTILATORS.....	4
WALKS —	
At top of vats and tanks.....	28

<i>Classification of orders.</i>	<i>Total.</i>
WATCHMEN EMPLOYED	9
WATCH-CLOCK PROVIDED	8
ALARM-BELL COMMUNICATION —	
Between operatives' room and engineer's room.....	19
Children under 14 years of age discharged	135
Miscellaneous.....	74
Grand Total,	<u>1,900</u>

SYNOPTICAL REPORT

OF

ORDERS ISSUED BY THE FACTORY INSPECTORS

IN

**Hotels, Public Halls, Churches, Schools, and Places
other than Factories.**

HOTELS.

Location.	Name.	Orders.
Appleton.....	Hotel Ittger.....	Ordered a fire escape placed on the west side.
Barronett.....	Barronett Lumber Co., Boarding house	Ordered a fire escape erected.
Beloit.....	Hotel Grand.....	Ordered fire-escape erected on north side at end of hall.
Black River Falls..	Merchant's Hotel..	Ordered directions to fire-escape posted in rooms and halls.
Boscobel.....	Central House.....	Ordered room 2, on third floor leading to adjoining roof, vacated; also ladders provided for said roof and directions to fire-escape posted in rooms and halls.
Boscobel.....	Grant House.....	Ordered the front balconies connected by fire escape, and directions to fire escape posted in rooms and halls.
Camp Douglass....	Camp Douglass House	Ordered platforms placed on fire-escapes; balconies connected by stairway and directions to fire-escape posted in rooms and halls.
Camp Douglass....	Hotel Singleton	Ordered fire-escape placed on west side from adjoining roof; main doors changed to open out and directions to fire-escape posted in rooms and halls.
Chippewa Falls...	Bousher House.....	Ordered directions to fire-escape posted in rooms and halls.
Chippewa Falls....	Cardinal House.....	Ordered fire escape erected on south side of hotel at end of hall.
Chippewa Falls....	Ottawa House.....	Ordered a fire-escape erected on south side of building at end of hall.
Chippewa Falls....	Stanley House.....	Ordered a fire escape erected on room 28, third floor, vacated.
Chippewa Falls..	Taylor House	Ordered a fire escape placed on the southeast side of building, at end of hall, third floor. The present escape extended to the roof and directions to escape posted in the rooms and in the halls.
Cumberland.....	Hotel Cumberland...	Ordered fire-escape extended to roof, doors changed to open outward and directions to escape posted in rooms and halls.
Delavan	Park Hotel.....	Ordered directions to fire-escape posted in the rooms and halls.
Elkhorn..	The Elkhorn.....	Ordered a fire-escape placed on west side of hotel connecting the balconies.
Elkhorn.....	Nickel Plate	Ordered a fire escape placed on the west side connecting the balconies.
Hudson	Central House	Ordered platforms of fire escapes extended in front of windows and railings placed on the same.
Hudson.....	Chapin Hall House...	Ordered a fire escape on the west side of building extended to the roof, platforms and railings placed on the same and directions to escape posted in the rooms and halls.
Hudson.....	Commercial Hotel...	Ordered a fire-escape placed on west side at end of hall. Escape on east side extended to roof, with platforms and railing. Room 2, third floor vacated and directions to fire-escape posted in rooms and halls.
Hayward.....	Hotel Pion.....	Ordered two fire-escapes erected, one on the southwest side and one on the northeast side, of the building; directions to the fire-escape posted in rooms and halls.
Iron River.....	Eau Claire House...	Ordered an escape placed on east side and door at foot of stairway changed to open outward.
Iron River.....	Seymour Hotel.....	Ordered an escape placed on the west side and door at foot of stairway changed to open outward.
Iron River.....	Thomas House.....	Ordered an escape erected on the west side and directions to escape posted in rooms and halls, also outside door at foot of stairway changed to open outward.
Janesville.....	Grand Hotel.....	Ordered an additional fire escape erected on the front or north side of building.

HOTELS—Continued.

Location.	Name.	Orders.
Jefferson	Jefferson House.....	Ordered the balconies to be connected by fire escape and directions to escape posted in rooms and halls.
Juneau	Lewis House.	Ordered the balconies on east side to be connected by fire escape.
Kenosha	Schlitz Hotel.....	Ordered a fire escape erected
La Crosse	Germania Hotel.	Ordered an escape erected on east side of building and directions to escape posted in the three rooms on third floor.
La Crosse.....	Hotel Jung.....	Ordered platforms placed upon the escape on east side, and railings placed on escape on the west side; directions to escape posted in the rooms and halls
La Crosse.....	Union Hotel.....	Ordered an escape erected on the east side and direction to escape posted in rooms and halls.
Madison.....	Hotel Van Etta.....	Ordered railings placed around platforms of fire escape.
Menasha.....	National Hotel.....	Ordered directions to fire escapes posted in rooms and halls.
Menomonie.....	Hotel Royal.	Ordered directions to fire escape posted in rooms and halls.
Milwaukee.	Hotel Aberdeen.....	Ordered platform placed on fire escapes at fourth floor; the law complied with in regard to watchman; directions to escape posted in rooms and halls.
Milwaukee.....	Hotel Davidson.....	Ordered a watch-clock provided and law in regard to watchman complied with.
Milwaukee	Globe Hotel	Ordered directions to escape posted in rooms and halls and law in regard to watchman complied with.
Milwaukee	Kirby House.....	Ordered watchman's clock provided.
Milwaukee	Leigh House.....	Ordered fire escapes in rear extended to roof, two additional escapes erected in front of building, law in regard to watchman complied with, and watchman provided.
Milwaukee	Hotel Wellington....	Ordered directions to fire escape posted in rooms and halls, and watch-clock provided.
Milwaukee	Priv. boarding house. Mrs. H. Harrison..	Ordered four fire escapes erected.
Milwaukee	Republican Hotel....	Ordered directions to fire escape posted in rooms and halls.
Milwaukee	St. Charles Hotel....	Ordered directions to fire escape posted in rooms and halls.
Milwaukee	Schlitz Hotel.....	Ordered a watchman provided also watch-clock provided.
Milwaukee	Windsor Hotel.....	Ordered watchman provided also watch-clock provided.
Neenah	Neenah Hotel	Ordered a fire escape erected.
Neenah.....	Russell House.....	Ordered directions to fire escape posted in rooms and halls, and partition in hallway on third floor removed.
New London	The Elwood.....	Ordered main doors changed to open outward, and directions to fire escape posted in rooms and halls.
Oshkosh.....	Athearn Hotel.....	Ordered fire escapes extended to roof, man-holes cut through platforms of escape on the south wall of building, drop ladder placed on escape on south wall.
Oshkosh.....	National Hotel.....	Ordered a new fire-escape erected to replace the one now in use. Directions to escape posted in rooms and halls.
Oshkosh.....	Tremont House.....	Ordered a new fire-escape erected on the south wall to replace the one now in use, also an escape now on east wall extended to roof and directions to escape posted in rooms and halls.
Omro.....	Larabee House.....	Ordered fire-escape placed on north side of building at end of hall.
Racine.....	Merchants' Hotel....	Ordered to remove the iron ladder connecting balconies at second and third floors on front of building and fasten said ladder to wall to afford escape through trap-door of balcony.

HOTELS—Continued.

Location.	Name.	Orders.
Racine.....	The Wagner.....	Ordered a step to be placed at window in rear of hallway leading to lower roof and directions to fire escape posted in rooms and halls.
Reedsburg.....	The Central.....	Ordered a fire-escape placed on the front of building to balcony and directions to escape posted in rooms and halls.
Richland Center...	The Central.....	Ordered fire-escape placed at end of hall on south side, also a ladder to adjoining roof on west side of building and directions to fire-escape posted in rooms and halls.
Richland Center...	Park Hotel.....	Ordered platforms placed on fire escape and bridge built to adjoining roof on the east side at end of hall.
Rhineland.....	Alpine Hotel.....	Ordered fire escape erected at end of hall.
Rib Lake.....	Rib Lake Hotel.....	Ordered three iron fire escapes erected at ends of halls.
Rice Lake.....	Central House.....	Ordered two fire-escapes erected and door changed to open outward.
River Falls.....	Gladstone House.....	Ordered directions to fire escape posted in rooms and halls.
Sheboygan Falls..	City Hotel.....	Ordered fire-escape erected and directions posted in rooms and halls.
Soldiers' Grove...	Headquarters.....	Ordered the balconies in front of hotel connected by escape; ladders provided at lower balcony in front and platform placed on fire escape in rear.
Spring Valley....	Central House.....	Ordered main door at foot of stairway changed to open outward.
Spring Valley....	Hotel Eau Gallie....	Ordered two fire escapes erected, one at each end of hall; doors changed to open outward.
West Superior.....	Hotel Arthur.....	Ordered an additional fire escape erected on the west side at end of hall. Directions to fire escape posted in rooms and halls.
West Superior....	New Clarendon.....	Ordered fire escape erected on the east side of building; the two rear escapes extended to roof; room 19 vacated; outside door at foot of stairway changed to open out; directions to fire escape posted in rooms and halls.
West Superior....	Wisconsin Hotel.....	Ordered fire escape extended to roof and directions to escape posted in rooms and halls.
Wausau.....	Germania House.....	Ordered a fire escape placed on the north side of building at end of hall.
Wausau.....	Hotel Northern.....	Ordered a fire escape placed on the north side of building; the same on the south side of building.
Wausau.....	Washington Hotel...	Ordered one fire escape erected.
Winneconne.....	Lake View House...	Ordered the balconies connected by stairway.

ASSEMBLY HALLS.

Location.	Name.	Orders.
Altoona	Union Church	Ordered the doors changed to open out.
Ashland	Rhinehart Hospital...	Ordered a stairway erected to connect balconies on the north side; doors on north and west side changed to open out.
Ashland	Scandinavian Hall....	Ordered a fire-escape erected on north side.
Barron	Ger. Lutheran church	Ordered main doors changed to open out.
Bayfield	Bayfield Opera House	Ordered the doors at foot of stairway changed to open out.
Bayfield	Scand. Cong. Church	Ordered the doors changed to open out.
Beloit	Modern Woodman Hall	Ordered a fire escape placed on east side of hall; main doors at foot of stairway changed to open out.
Berlin	I. O. O. F. Hall....	Ordered a fire-escape placed on the north side to adjoining roof.
Berlin	Knights of Pythias Hall	Ordered fire escape placed on south side of building to outside stairway.
Boscobel	G. A. R. Hall	Ordered fire escape placed in rear of hall to connect with stairway.
Boscobel	Third Interm. School.	Ordered doors changed to open out.
Camp Douglass...	Singleton's Hall	Ordered main doors changed to open outward.
Chippewa Falls...	Metropolitan Block...	Ordered the platform of fire escape to be extended to window of I. O. O. F. hall, and railing placed on same.
Chippewa Falls...	Business College....	Ordered the main door changed to open out.
Columbus	City Hall	Ordered two outside stairs or ladders provided.
Columbus	Masonic Hall	Ordered main door changed to open out.
Columbus	St. Jerome's Church.	Ordered main doors changed to open out.
Cumberland	Baptist Church	Ordered doors changed to open out.
Cumberland	M. E. Church	Ordered doors changed to open out.
Cumberland	St. Anthony's Church	Ordered doors changed to open out.
Delavan	Masonic Hall	Ordered fire escape placed on the west side.
Elkhorn	Masonic Hall	Ordered fire escape placed on north side.
Elkhorn	St. John's Church	Ordered doors changed to open out.
Galesville	Galesville College	Ordered two fire escapes erected.
Green Bay	St. Willbrod Church	Ordered main door changed to open out.
Green Bay	Tenement house	Ordered fire escape erected.
Green Bay	Mrs. S. K. Sale	Ordered fire escape erected.
Green Bay	Tenement house	Ordered fire escape erected.
Green Bay	Tenement house, Fox Block	Ordered fire escape erected.
Horicon	Horicon City Hall....	Ordered outside stairway erected on west side of building.
Hudson	Ebenezer Luth. Ch....	Ordered doors changed to open out.
Hudson	Scandinavian U. Ch....	Ordered doors changed to open out.
Iron River	Congrega. Church....	Ordered main doors changed to open out.
Juneau	St. John's School....	Ordered doors changed to open out.
Juneau	St. Stephen's Church.	Ordered doors changed to open out.
Janessville	First Presbyterian Ch	Ordered outside doors on northeast corner of building changed to open out.
Kendalls	M. E. Church	Ordered doors changed to open out.
Kendalls	St. Michaels Church..	Ordered doors changed to open out.
La Crosse	Germania Hall	Ordered fire-escape extended to roof and balconies on south side connected by stairway and directions to fire-escape posted.
La Crosse	McMillen Block....	Ordered guard placed around elevator in basement.
Madison	Dick's Hall	Ordered railings placed around platforms of fire escape.
Madison	Germania Socy. Hall.	Ordered fire escape placed on north side of building.
Manitowoc	Heyday Club Assembly Hall	Ordered ladder provided on two-story addition to platform of outside stairway.
Manitowoc	Torrison Block	Ordered fire-escape erected.
Manitowoc	State Bank Building.	Ordered fire-escape erected.
Mazomanie	Congregati'l Church.	Ordered doors changed to open out.
Menomonie	The Memorial	Ordered doors changed to open out.
Menomonie	M. E. Church	Ordered doors changed to open out.
Merrill	German M. E. Church	Ordered doors changed to open out.
Milton Junction...	Advent Church	Ordered main doors changed to open out.
Milwaukee	Belvedere Block....	Ordered fire escapes erected; watchman and watch-clock provided.
Milwaukee	Home of Good Shepherd	Ordered fire escape erected on east wall and on south wall center of addition.

ASSEMBLY HALLS—Continued.

Location.	Name.	Orders.
Milwaukee.....	Miller Block	Ordered three fire escapes erected.
Milwaukee.....	D. Dixon's Block.....	Ordered front door changed to open out.
Milwaukee.....	New Hampshire Blk.....	Ordered watchman and watch clock provided.
Milwaukee.....	The Norman.....	Ordered main door changed to open out and watchman and watch clock provided.
Milwaukee.....	Masonic Hall.....	Ordered fire-escapes erected.
Milwaukee.....	St. Vincent Infant Asylum.....	Ordered two fire escapes placed on east wall, one on the south wall.
Oconto.....	New Presbyterian Church.....	Ordered doors changed to open out.
Prairie du Chien...	St. Johns Bohemian Church.....	Ordered doors changed to open out.
Prentice.....	First Cong'l Church.....	Ordered doors changed to open out.
Reedsburg.....	I. O. O. F. Hall.....	Ordered doors at foot of stairway to be changed to open out.
Reedsburg.....	Second Ward Primary School.....	Ordered storm-doors changed to open out.
Rice Lake.....	First Presbyterian Church.....	Ordered doors changed to open out.
Richland Center...	Free Methodist Church.....	Ordered doors changed to open out.
Richland Center...	I. O. O. F. Hall.....	Ordered doors changed to open out.
Richland Center...	Masonic Hall.....	Ordered doors changed to open out.
Ripon.....	Stone Opera House...	Ordered outer door at foot of stairway changed to open out.
River Falls.....	First Baptist Church.....	Ordered fire-escapes placed on east side of hall to outside balcony
Sheboygan.....	Masonic Hall.....	Ordered doors changed to open out.
Sheboygan.....	Zschetsche Block.....	Ordered fire-escape erected.
Shell Lake.....	M. E. Church.....	Ordered fire-escape erected.
Spring Valley.....	Public School.....	Ordered doors changed to open out.
Washburn.....	Cong'l Church.....	Ordered doors changed to open out.
Watertown.....	St. Bernard Parochial School.....	Ordered doors changed to open out.
Watertown.....	Cambrian Block.....	Ordered doors changed to open out.
Waukesha.....	Kimball's Block.....	Ordered escape placed on south side of building to adjoining roof.
Waukesha.....	Putney's Block.....	Ordered fire-escape erected on west side of building.
Waukesha.....	Robinson Block.....	Ordered fire-escape placed on building to afford escape from Masonic Hall and another escape erected to afford escape from I. O. O. F. Hall.
Waukesha.....	Waukesha County National Bank.....	Ordered fire escape erected.
Wausau.....	Wausau Bus College.....	Ordered outside doors at foot of stairway changed to open out.
Wauzeka.....	St. Paul's Church.....	Ordered doors changed to open out.
West Bend.....	C. Hangartner's Blk.....	Ordered main doors changed to open out; stairway fire escape erected, and window in assembly hall on north side changed into a door.
West Superior....	Agan Block.....	Ordered fire escape erected on west side of building.
West Superior....	Cloquet Block.....	Ordered fire escape erected on west side of building and doors changed to open out.
West Superior....	Gem Theater.....	Ordered fire escape placed on east side of building.
West Superior....	Green & Tichnor's Block.....	Ordered fire escape placed on south side of building.
West Superior....	Loring Terrace.....	Ordered rear platform on level with each floor connected by stairway.
Winneconne.....	First Presbyterian Church.....	Ordered doors changed to open out.
Winneconne.....	M. E. Church.....	Ordered doors changed to open out.
Winneconne.....	St. Paul's Lutheran Church.....	Ordered doors changed to open out.
Wonewoc.....	St. Jerome's Cath. Church.....	Ordered doors changed to open out.

REPORTS OF THE BUREAU.

The following named institutions, associations, periodicals and individuals, receive reports of the Bureau:

Arschot, Count, d'Belgium Legation, Broadway, N. Y.	Levasseur, Dr. Emile, Rue Monsieur la Prince, Paris, France.
Bauer, Dr. Stephen, Vienna, Austria	Leimonas, N. Director General Bibliothique
Bechaux, A. Lille, France	London Press Agency, 51 Bedford Row,
Beckman, Herr Ernst, Stockholm, Sweden.	London, W. C. England.
British Consulate, Chicago, Ill.	Lowey, H. Berlin, Germany.
French Consulate, Chicago, Ill.	Commission, Brussels, Belgium.
Director de L'Industrie, Bruxelles, Belgium.	Mettier, H. Bienne, Switzerland.
Drage, Goeffrey, Royal Commissioner of	Moutier Adolphe, Director General de stat-
Labeur, London, England.	istique, Buenos Ayres, Argentino.
Fuchs, Dr. C. J. Prof. Political Economy,	Munch, Dr. Wm. Zu Barmen, Germany.
Griefswald, Prussia.	Neale, E. V. 14 city building, Manchester,
Greenwood, A. Castleford, Yorkshire, Eng-	England.
land.	Parkersdorf, Dr. E. Vienna, Austria.
Greulich, Herman, Zurich, Switzerland.	Peterson, Alexis, Copenhagen, V. Denmark.
Grobert, Henry Vallorbe, Switzerland.	Rabbens, M. Ugo. Prof. Pol Economy, Reg-
Gruner, E., Sec'y. General Congresche acci-	gio Emilio politique, Italy.
dents du travail, Paris, France.	Richardson, H. D. 36 Herne Hill, London,
Halper, A. H., Secretary British Legation,	England.
Washington, D. C.	Shumann, F. Dublin, Ireland.
Helbranner, Jules, Royal Commissioner	Sidenbladh, Eli-, Chief of Statistics Stock-
Labor, Montreal, Canada.	holm, Sweden.
Julin, Armand, Dr. en droit, Liege, Bel-	Swift, James, Thomas St., Manchester, Eng.
gium.	Vannacque, A. Chef de Statistique rn Minis-
Kaiserliches Statistischer Amt, Berlin, Ger-	ter du Commerce, Paris, France.
many.	Vereeniging "Eigen Hulp," it oblestraat 's
Kantonale Statistische Bureaudes, Kanton,	Gravenhage, Holland.
Zurich, Switzerland.	Webb, Sidney, 41 Grosvenor Road, London,
Kicer, A. N., director statistical bureau,	England.
Kristiana, Norway.	Westagaard, Lars, Vice Consulate of Swe-
Legation De Suisse, Washington, D. C.	den and Norway, Philadelphia, Penn.

Universities, colleges, associations, institutions, and schools receiving reports:

University of New York, Albany, N. Y.	Schuylkill Seminary, Fredericksburgh, Pa.
Lawrence University, Appleton, Wis.	Knox College, Galesburgh, Ill.
John Hopkins' University Baltimore, Md.	Iowa College, Grinnell, Ia.
University of California, Berkeley, Cal.	Hope College, Holland, Mich.
Institute of Technology, Boston, Mass.	Columbia College, New York, N. Y.
Fitch Institute, Buffalo, N. Y.	Oberlin College, Oberlin, O.
Harvard University, Cambridge, Mass.	Vassar College, Poughkeepsie, N. Y.
University of Illinois, Champaign, Ill.	Ripon College, Ripon, Wis.
University of Chicago, Chicago, Ill.	Concordia College, St. Louis, Mo.
University of Chicago, Ill., Division of Sta-	Trinity College, Trinity College, N. C.
tistics.	Sacred Heart College, Watertown, Wis.
Northwestern University, Evanston, Ill.	Northwestern University Watertown, Wis.
Cornell University, Ithaca, N. Y.	Ivy College, Whitford, Pa.
University of Nebraska, Lincoln, Neb.	Williams College, Williamsburg.
University of Wisconsin, Madison, Wis.	
University of Wisconsin, Madison, Wis.,	
School of Economics.	Boston Public Library, Boston, Mass.
Wesleyan University, Middleton, Conn.	State Library, Boston, Mass.
Tulane University of Louisiana, New Orleans,	Buffalo Public Library, Buffalo, N. Y.
Louisiana.	University of Vermont, Burlington, Vt.
Franklin Institute, Philadelphia, Pa.	Free Public Library, Butte, Mont.
Brown University, Providence, R. I.	Chicago Public Library, Chicago, Ill.
Massachusetts Agricultural College, Am-	Public Library, Cleveland, O.
herst, Mass.	Ohio State Library, Columbus, O.
Crawfordsville College, Crawfordsville, Ind.	Public Library, Detroit, Mich.
Doan College, Crete, Neb.	Public Library, Jersey City, N. J.

State Historical Society, Madison, Wis.
Public Library, Milwaukee, Wis.
Public Library, Minneapolis, Minn.
Howard Library, Nashville, Tenn.
Maimonides Library, New York, N. Y.
Oconomowoc Literary Association, Oconomowoc, Wis.
Library of Parliament, Ottawa, Canada.
Public Library, St. Louis, Mo.
Mercantile Library, St. Louis, Mo.
Central Library, Syracuse, N. Y.
Free Public Library, San Francisco, Cal.
Kansas Historical Society, Topeka, Kan.
Public Library, Wakefield, Mass.

State Board of Arbitration, Albany, N. Y.
State Board of Health, Adlepton, Wis.
Brotherhood Railroad Trackmen, Battle Creek, Mich.
Builder's Association, Buffalo, N. Y.
Master Builder's Association, Denver, Col.
Trades Assembly, Denver, Col.
Commercial Exchange, Des Moines, Ia.
Builders' and Traders' Exchange, Indianapolis, Ind.
Builders' and Traders' Exchange, Kansas City, Mo.
State Board of Health, Lansing, Mich.
Builders' and Traders' Exchange, Louisville, Ky.
Master Builders' Association, Lynn, Mass.
London Press Agency, London, Eng.
Builders' Association, Minneapolis, Minn.
Adams Express Co., Milwaukee, Wis.
American Casualty & Insurance Co., Milwaukee, Wis.

Traders' Exchange, Milwaukee, Wis.
Concordia Fire Insurance Co., Milwaukee, Wis.
Chamber of Commerce, New Orleans, La.
Mechanics', Dealers' and Lumberman's Exchange, New Orleans, La.
Board of Education, 146 Grand St., New York, N. Y.
Manhattan Single Tax Club, New York, N. Y.
Poor's Railroad Manual, 70 Wall St., New York, N. Y.
Young Men's Christian Association, New York, N. Y.
Builders' and Traders' Exchange, Omaha, Neb.
Builders' Exchange, Peoria, Ill.
Chamber of Commerce, Philadelphia, Pa.
Master Builders' Exchange, Philadelphia, Pa.
Builders' Exchange, Pittsburg, Pa.
Master Builders' Association, Pueblo, Col.
Builders' and Traders' Exchange, Saginaw, Mich.
Builders' and Traders' Exchange, St. Joseph, Mo.
Mechanics' Exchange, St. Louis, Mo.
Builders' Exchange, St. Paul, Minn.
Chamber of Commerce, Tacoma, Wash.
Agricultural Department, Washington, D. C.
Agricultural Department, Washington, D. C., Division of Statistics.
Census Bureau, Washington, D. C.
Colored Press Association, Washington, D. C.
Congressional Library, Washington, D. C.
Builders' Exchange, Worcester, Mass.

Trade journals and newspapers receiving the report:

Manufacturer's Record, Baltimore, Md.
American Architect, Boston, Mass.
Boot and Shoe Recorder, Boston, Mass.
Building News, Boston, Mass.
Manufacturer's Gazette, Boston, Mass.
Textile Manufacturing World, Boston, Mass.
Commercial Advertiser, Buffalo, N. Y.
Agricultural Implement & Hardware Trade, Chicago, Ill.
American Contractor & Building News, Chicago, Ill.
American Miller, Chicago, Ill.
Building Budget, Chicago, Ill.
The Confectioner, Chicago, Ill.
Lumber Trade Journal, Chicago, Ill.
Mining Review, Chicago, Ill.
National Lumber Journal, Chicago, Ill.
Northwestern Lumberman, Chicago, Ill.
Farm Tools Publishing Co., Chicago, Ill.
American Artisan, Cincinnati, O.
Central Publishing House, Cincinnati, O.
Furniture Worker, Cincinnati, O.
American Builder & Lumber Journal, Cleveland, O.
Cleveland Press, Cleveland, O.
Trade Journal, Des Moines, Ia.
Vryheid's Banner, Grand Rapids, Mich.
State Journal, Guthrie, Oklahoma.
The Clayworker, Indianapolis, Ind.
Evening News, Lincoln, Neb.
Architect and Improvement Record, Minneapolis, Minn.
Mississippi Valley Lumberman, Minneapolis, Minn.
Real Estate & Building Review, Minneapolis, Minn.
Builder & Woodworker, New York, N. Y.
Carpentry & Building, New York, N. Y.
American Lithographer & Printer, New York, N. Y.
Irish World, New York, N. Y.

Manufacturers' Review, New York, N. Y.
National Coopers' Journal, New York, N. Y.
Plumbers' Trade Journal, New York, N. Y.
The Times, New York, N. Y.
United States Paper Maker, New York, N. Y.
The Voice, New York, N. Y.
Working Woman's Society, New York, N. Y.
Workman's Advocate, New York, N. Y.
Omaha Bee, Omaha, Neb.
Volksfreund, Orange City, Iowa.
The Telegraph, Patterson, N. J.
Builder, Decorator and Woodworker, Philadelphia, Pa.
Carriage Monthly, Philadelphia, Pa.
Hosiery & Knit Goods Journal, Philadelphia, Pa.
Millers' Review, Philadelphia, Pa.
Printers' Circular, Philadelphia, Pa.
Shoe & Leather Facts, Philadelphia, Pa.
Builders' Gazette, Pittsburg, Pa.
Northwestern Builder, Decorator & Furnisher, St. Paul, Minn.
Building Trades' Journal, St. Louis, Mo.
Evening Chronicle, St. Louis, Mo.
Furniture Gazette, St. Louis, Mo.
Globe-Democrat, St. Louis, Mo.
Lumberman, St. Louis, Mo.
California Architect & Building News, San Francisco, Cal.
Canadian Architect, Toronto, Canada.
Commercial Herald, Vicksburg, Miss.

Milwaukee State Normal School.
Oshkosh State Normal School.
Platteville State Normal School.
River Falls State Normal School.
Whitewater State Normal School.

To each High School Library, of which there are ninety-three in Wisconsin, has been sent a copy, and in most instances, a complete set of the Reports of this Department.

INDEX TO FIRMS AND CORPORATIONS.

[illegible]

	Page.
Chase, J. C.	132a
Chicago Brass Co.	51a
Chicago, Burlington & Northern Ry.	53a
Chicago, Milwaukee & St. P. Ry.	36a
Chicago & Northwestern Ry.	53a 82a 133a 134a 137a 163a
Shops	12a 44a 49a
Chicago-Rockford Hosiery Co.	82a
Chicago Rubber Clothing Co.	51a
Chicago, St. Paul, Minneapolis & Omaha Ry. Co.	137a
Christie Robert.	3a 43a
Chubb Arthur J.	159a
Church Bros.	31a
Circle J. W. & Sons.	164a
Citizen Co.	20a 163a
Citizen's Light and Fuel Co.	82a
City Brewery John Walter & Co.	122a
City Brewery R. Heger.	27a
City Brewery and Malt House.	46a
City Roller Mills.	137a
City Steam Laundry, The.	33a
Clark Carriage Works.	15a
Clayton Geo.	125a
Clement, Williams & Co.	143a 172a
Clifford Lumber Co.	82a
Cockle Separator Manufacturing Co.	23a
Cohen Bros. Co.	82a
Coldewe G. & Co.	82a
Colling, Wray & Blair.	41a
Colman, C. L.	44a
Columbian Baking Co.	53a
Columbia Publishing Co.	39a
Columbus Mill Co., The.	82a
Combined Locks Paper Co., The.	24a
Conlee Lumber Co.	24a
Connor, R. Co., The.	125a
Conrad Bros.	11a, 157a
Conroy, Abner & Son.	82a
Conway Cabinet Co.	143a
Coogan, H. & Co.	83a
Cook & Hyde Stone Co.	83a
Copeland & Wader Co., The.	83a
Cordes, L. H. & Co.	48a
Cornillie Bros.	167a
Cornish, Curtis & Green Mfg. Co.	83a
Crahen, P. H.	35a
Crane Brothers.	15a
Cream City Brewing Co.	163a
Cream City Brick Co.	83a
Cream City Can Works.	83a
Cream City Cement Co.	83a
Cream City Furniture Co.	83a
Cream City Glass Co.	83a
Cream City Hat Co.	83a
Cream City Laundry.	83a
Cream City Sash & Door Co.	84a
Cream City Woven Wire Works.	84a
Crescent Steam Laundry Co.	84a
Crocker Chair Co.	125a
Crosby Hardware Co.	4a, 149a
Cudahy Bros Co.	54a
Curtis, Dexter.	84a
Curtis & Yale Co.	62a 172a

D.

Dahinden & Gallasch.	84a
Daily Reporter.	33a
Daily Times, The.	118a
Daisy Roller Mills.	84a
Daisy Roller Mill Co..	157a
Daly & Sampson.	23a
Dam, J. H. & Co..	157a
Danielson, B. J.	84a
Davelaar, Martin.	81a

	Page.
Davis Bros., Mfg. Co.	84a
Davis, John R., Lumber Co.	190a
Davis, Wilson.	37a
Davis, Medary & Platz Co.	54a
Davis, Sorenson & Co.	54a
Davis & Starr Lumber Co.	27a-61a
Davidson Lumber Co.	54a
Dawson, J. & S.	41a
Decker & Wilson.	17a
DeGroat, Giddings & Lewis.	33a
DeGueather Steam Laundry.	84a
DeLange, Henry.	84a
Delavan Mill Co., The.	25a
Delevan Republican.	25a
Dells Lumber Co.	27a
Dells Paper & Pulp Co.	28a
Deibler, N. & Son.	17a
Democrat Printing Co.	62a
Dengler, John.	54a
Dennet, W. P.	142a-178a
Derge, J.	28a
Dessert, Joseph, Lumber Co.	119a
Dexter, McDonald & Co.	25a
Dial, The.	19a
Diamond Match Co.	126
Dickey, A. P., Mfg. Co.	137a
Dickenson & Stevens.	131a
Dillingham Mfg. Co.	149a
Dobbert, Chas.	65a
Dodd, Samuel.	170a
Doherty, R. J.	10a
Dorsch & Sons.	84a
Douglass & Brown.	60a
Dousman, J. P., Milling Co.	25a
Dow & Sons.	62a
Dowd, R. J.	16a
Dowd Sons & Co.	54a, 131a, 159a
Downing Mfg. Co.	25a
Drake Bros & Drake.	54a
Driver & Sons Mfg. Co.	137a
Drost, H., & Son.	65a
Drummond Bros.	28a
Dudley, John.	135a
Duerr & Rohm.	85a
Dulhanty, T.	16a
Duluth Elevator Co.	159a
Duncan, John.	36a, 176a
Dunham & Smith.	25a
Dunk, John.	85a
Dunlap, R. B.	50a
Dunn County News, The.	72a
Duplex Wind Mill Co.	158a
Durfee, W. R.	9a
Dustless Fanning Mill Mfg. Co.	49a
Dutcher, J. A. & P. E., Co.	85a
Dyer Saddlery Co.	85a

E.

Eagle Brewery.	54a 28a
Eagle Cigar Box & Label Co.	45a
Eagle Coffee & Spice Mill.	85a
Eagle Flouring Mill.	85a
Eagle Horse Shoe Co.	85a
Eagle Iron & Brass Foundry.	36a
Eagle Iron Co.	154a
Eagle Iron Works (Eau Claire).	28a
Eagle Iron Works (Oshkosh).	126a
Eagle Lye Works.	85a
Eagle Mfg. Co., The.	6a 85a
Eagle Printing Co.	66a
Eastern Railway Co., of Minnesota.	159a
East Side Lumber Co.	42a 147a
Eau Claire Book & Stationery Co.	28a
Eau Claire Carriage Works.	28a
Eau Claire Linen Co.	28a

	Page.		Page.
Eau Claire Steam Laundry	28a	Fixter, Joseph	87a
Eau Claire Street Railway Light & Pow- er Co	28a	Fleming, Anna	154a
Eckhard & Schunk	39a	Flint, J. G. Jr	87a
Eclipse Wind Engine Co	16a	Flint, J. G.	33a
Edwards, John, Mfg. Co	133a	Fond du Lac Boiler Works	34a
Efiling, F	12a	Fond du Lac Gas Light Co	34a
Eggers, F	164a	Fond du Lac Implement Co	34a
Eggebrecht & Hamann	176a	Fond du Lac Light, Power & Ry. Co	34a
Ehrmann & Crowley	173a	Fond du Lac Table Mfg. Co	34a
Eisendrath, B. D. & Co	138a	Fond du Lac Roller Mills	126a
Electric Light Co. (Manitowoc)	65a	Foot-Cornish Milling Co	45a
Electric Mfg. Co. (Oconto)	123a	Ford & Co	167a
Eldred, Anson & Son	36a	Fornbrook, Jas	35a
Elkhorn Independent	31a	Fort Atkinson Brick Mfg. Co	36a
Ellinger, A. & Co	138a	Fort Howard Lumber Co	146a
Ellinger Bros	155a	Fortune & Armstrong	29a
Elmore, R. P. Co., The	80a	Forum, The	16a
Ellsworth Mfg. Co	32a	Foss, J. F	138a
Emerson Linseed Oil Works	138a	Foster & Williams Mfg. Co	16a
Empire Cross Spring Co	45a	Foster, John & Co	32a
Empire Lumber Co	29a	Foster, N. C. Lumber Co	37a
Empire Milling Co	177a	Fountain City Brewing Co	37a
Empire Roller Mills	14a	Fountain City Milling Co	62a
Empire Steam Laundry	21a	Four Lakes Light & Power Co	6a
Enger Kress Co., The	85a	Fox River Paper Co., The	49a
Enquirer, The	123a	Fox River Pulp Co	87a
Enterprise Box & Lumber Co	85a	Frank, L. & Son Packing Co	54a
Esch, John & Son	86a	Franklin Iron Works	62a
Ettenhelm & Froelich	86a	Fredrickson, N. & Sons	135a
Eulberg Bros	133a	Freeman & Sons Mfg. Co	19a
Eureka Steam Laundry	6a, 16a, 18a	Freeman Milling Co	120a
Evans, J. W	171a	Free & Phillips	120a
Evening & Weekly Free Press	86a	Freer, F. C	118a
Evening Wisconsin Co., The	178a	Freese, Fritz	87a
Evenson, Wm. T.	86a	Friedenker Publishing Co	87a
Everly, J. M	9a	Friedlander, H	43a
Excelsior Brown Stone Co	121a	French Lumbering Co	87a
Excelsior Flouring Mills	86a	Friend Bros. Clothing Co	87a
Excelsior Laundry	86a	Froedtert Bros. Grain and Malting Co	4a
Excelsior Publishing Co	149a	Frost's Veneer Seating Co	167a
Excelsior Wrapper Co	149a	Fuermann, A., Brewing Co	62a
		Fuller & Johnson Mfg. Co	88a
		Fuller-Warren Co., The	69a
		Fulmer, D. M. Lumber Co	55a
		Funk Steam Boiler & Iron Works	54a
		Funke, Jos. B. & Co	54a

F.

F. F. F. Steam Laundry	62a
Fairbank & Laehn	6a
Fairbanks, Morse & Co	17a
Faist, Kraus & Co	86a
Falconer & Boynton Mfg. Co	133a
Falconer, Miller & Potts	6a
Falconer & Stoddard	26a
Falk, H. H. Mfg. Co	86a
Fall, H. J.	143a
Falls Mfg. Co	123a
Fargo, T. B. & Co	60a
Farmers' Lumber Co	163a
Farrall, E. K.	173a
Fauerbach Brewing Co	62a
Fault Electric Light Co	144a
Ferge & Keipper Co	86a
Ferguson Bros	16a
Fernekes, J. Co	86a
Fette & Meyer	86a
Finch & Pfeiffer	87a
Finkner, H	87a
Field, Marshall & Co	87a
Field J. E. Pattern Works, The	33a
Fifth Mfg. Co	87a
Findlay, Alex. Co	32a
Filer & Stowell Co., The	62a
Fish Bros. Wagon Co	87a
Fish, E. M. & Co	138a
Fischbeck, D. & Son	29a
Fisher & Landon	87a
Fitzgiobon Bros	138a

G.

Gallund - Henning Pneumatic Malting Drum Mfg. Co., The	68a
Gallan, A. F. & Son	88a
Gallun, Henry	88a
Gambri us Brewery	126a
Gardner, John	153a
Garton Toy Co	149a
Gateway City Laundry, The	55a
Gateway City Lumber Co	55a
Gazette, The (Stevens Point)	155a
Gazette Bindery & Box Factory, The	45a
Gazette Printing Co., The	45a
Gele, Frank, Hardware Co	149a
Gem Hammock & Fly Net Co	88a
Gem Milling Co	88a
George & Heyer	88a
Gerlach, Wm. & Co	88a
Germania Publishing Co	88a
Gerry Lumber Co	27a
Gesley Mfg. Co	161
Gettleman, A., Brewing Co	88a
Geuder & Paeschke Mfg. Co	89a
Gilbert Paper Co	70a
Gilkey & Anson Co	73a
Gillingham & Son	126a
Gison Mfg. Co	134a
Girnau & Dohrman	29a

	Page
Gisholt Machine Co	63a
Glenwood Mfg. Co	88a
Globe Milling Co	167a
Globe Works	45a
Goelz, John P. & Co	89a
Goerres, Philip Barrel Works	89a
Gold Medal Camp Furniture Co	138a
Goodard, H	55a
Goodman, Wilcox & Co	154a
Goodyear, D. A. & C. A.	38a, 163a
Goodwillie Bros. & Co	173a
Goss, A. W	147a
Gottschalk Bros	89a
Gould Mfg. Co	126a
Graether, John	23a
Graf & Bauerlein	89a
Grand Rapids Furniture Co	38a
Grant Marble Co	89a
Grant, Mrs C	51a
Graves & Schnare	154a
Great Northern Elevator Co	153a
Great Western Knitting Co	89a
Gr-de, Geo. & Bro	89a
Green Bay Advocate	39a
Green Bay & Fort Howard Gas and Electric Co	39a
Green Bay Gas Light and Fuel Co	39a
Green Bay & Fort Howard Water Works Co	39a
Green Bay Planing Mill	33a
Green Bay, Winona & St. Paul Ry. Co.	36a, 38a
Green & Inman	45a
Green Lake Granite Co	165a
Greenslade Foundry Co	89a
Greve Lithographing Co	89a
Griesbach, E., Brewing Co	51a
Gross, Fred C. Bros. Co., The	90a
Gross, J., & Sons	90a
Gross, Leopold, estate	90a
Grove, H., & Sons	63a
Gruhl, Sash & Door Co	90a
Guenther, G & Son	134a
Guentzkow Bros. Co., The	90a
Gugler, Hy., Co	90a
Gumz, R., & Co	90a
Gund, John, Brewing Co	55a
Gunther Co., The	139a
Gurney Refrigerator Co	34a
Gutsch Brewing Co	149a

H.

Haas, John	146a
Haase, Chas. F., Co	90a
Haber, P. B	34a
Haerter, N.	55a
Hack & Alten	90a
Hadley, R. C	90a
Hafner, Lothman Mfg. Co	126a
Hagemester Brewing Co	39a
Hagen, Chas J	19a
Halback, A. & Co	38a
Half Moon Lake Shingle & Fuel Co	29a
Hall Furniture Co., The	45a
Hall, S. L	66a
Hallock, Harmon Leader Co	160a
Halsted Mfg. Co	149a
Hamachek, Frank	52a
Hamilton & Merryman Co.	66a
Hamilton Mfg. Co	164a
Hanke, Louis	70a
Hannan, A. & Son	91a
Hansen, C. & Sons	16a
Hansen's Empire Fur Factory	91a
Hanson Hop & Malt Co., The	91a

Hanson, A. M.	171a
Hanson Furniture Co	45a
Hardwood Mfg. Co	157a
Harris, W. L. & Co	91a
Harrison Postal Bag Rack Co	3a
Hartford Plow Works	41a
Hartig & Manz	168a
Hartman Trunk Co	139a
Hatch Cutlery Co	91a
Hatch, J. B. & Co	91a
Hatteberg Veneer Co, The	69a
Haumschild, J. & Co	49a
Hausmann, J., Brewing Co	63a
Hawn, C. A. & Sons	124a
Hays, E. B., Machine Co.	126a
Hays, George	91a
Hecht & Zummach	91a
Hedstorm, E. L. & Co	139a
Helleman, G., Brewing Co	55a
Heimerl, John G.	48a
Heinrichs, Ph. Co., The	168a
Heimann, H. & Co	91a
Heini, Joseph	91a
Heinemann, George H	91a
Helfaer Glove Mfg. Co	91a
Heller, Aarons & Co	92a
Henes, L., Jr., & Co	92a
Henk Mineral Spring & Bottling Co	170a
Hennecke, C. & Co	92a
Henry, Ira L	171a
Henschel, C. B. Mfg. Co	92a
Heraty & Graham	131a
Hermann, Edward	66a
Herold, Der	92a
Herzog, P. A	139a
Hess, Geo. B. Co	39a
Heyroth, F	65a
Hewson, A. C	160a
Hewson, Scanlan Co	150a
High Cliff Wagon Co	37a
Hiles, Geo	26c
Hilgen Mfg. Co., The	22a
Hintze, C. M	156a
Hirsh Bros	92a
Hoard's Creameries	35a
Hoberg, John Co., The	49a
Hodson, C. W	45a
Hoeffler & Chapman Mfg. Co	155a
Hoeger, J. B. & Sons	92a
Hoene & Longworth	50a
Hoffmann & Bauer	92a
Hoffmann Bros. Co.	92a
Hoffmann & Billings Mfg. Co	92a
Hoffman, John & Co	93a
Holmes, B. M	124a
Holmes & Smith	179a
Holt Lumber Co	123a
Holway, N. B Estate	55a
Hopper, H. D	67a
Horicon Windmill Co	42a
Horlick's Food Co.	139a
Horn & Schwalm	126a
Horsfall, D. F	135a
H. utcamp & Cannon	93a
Howard Paper Co	71a
Huber & Fuhrman Drug Mills	34a
Hudson Furniture Co	43a
Hudson Road Brewery	72a
Hudson Sawmill Co	43a
Hudson Star and Times	43a
Hust, C. M. Co., The	93a
Hunter, W. L	3a, 147a
Hunting Elevator Co	135a
Hurlbut Co., The	139a
Hurlbut & Hamilton	155a
Husting, E. L	93a
Hutchinson Cooperage Co	40a
Hyde, S. Y. Elevator Co	55a

I.

Illinois Leather Co	93a
Illinois Steel Co	93a
Illinois & Wisconsin Lumber Co	73a
Inter-State Packing Co	135a
Iron River Lumber Co	43a
Island Woolen Co	12a
Isstas, Frank	22a
Iversen, J. C. Co	93a

J.

Jackson, August	14a
Jackson Milling Co	173a
Jacobs, B. A. & Sons	23a 155a
Jalass, Henry V.	93a
James, John Co	15a
James, N. L.	147a
Janesville Barb Wire Co	45a
Janesville Chair Mfg. Co.	45a
Janesville Cotton Mills	45a
Janesville Hay Tool Co	46a
Janesville Journal	46a
Janesville Machine Co	46a
Janesville Overall Co	46a
Janesville Steam Laundry	46a
Janesville Street Railway Co.	46a
Jaworth, Fred	173a
Jefferson Banner	48a
Jefferson Brick & Tile Mfg. Co	48a
Jefferson County Union and Hoard's Dairyman	35a
Jefferson Woolen Mills	48a
Jenkins Machine Co.	149a
Jenks, C. L.	56a
Jewett & Sherman Co	93a
Johann, J. W.	26a
Johns, W. B.	4a
Johnson, B. J., & Co.	94a
Johnson Electric Service Co.	94a
Johnson & Field Co.	139a
Johnson Mfg. Co.	121a
Johnson, James & Co.	19a
Johnson, O. J.	16a
Johnston-Furlong Co., The	94a
Johnston, Nils	78a
Johnston & Howe	3a
Jones, G. W., Lumber Co.	20a
Jones, R. L. Co	91a
Journal Co.	94a
Journal Printing Co	139a
Joy's Brothers & Co.	94a
Jump River Lumber Co	137a
Jung, J. & W	150a
Jungblut	94a
Jupiter Mills (B Stern & Son)	94a

K.

Kalamazoo Knitting Co.	94a
Karrmann & Sons	131a
Kast, F. W.	148a
Katzenstein, E. & Co	94a
Kaukauna Electric Light Co.	50a
Kaukauna Fibre Co	50a
Kaukauna Lumber & Mfg. Co	50a
Kaukauna Machine Co.	50a
Kaukauna Paper Co	50a
Kellogg, T. D., Lumber & Mfg. Co.	40a
Kemnitz, Theo., Furniture Co.	36a
Kemp Smith Machine Tool Co.	94a
Kendall, J. O. & Co.	41a
Kennedy, D. A.	10a

Page.

Kennedy, J. J.	144a
Kenosha Crib Co.	51a
Kent, A. C	46a
Keogh, Edward	95a
Ketter, Fred	95a
Kewaunee Enterprise	52a
Kewaunee Furniture Co	52a
Kewaunee Milling Co.	52a
Kewaunee Printing Co.	53a
Kystone Lumber Co.	10a
Kieckhefer Bros. Co	95a
Kieckhefer Elevator Mfg. Co.	95a
Kickapoo Excelsior Co.	153a
Kimball, W.	130a
Kimberly & Clark Co	53a, 119a, 6a
Kindling, Louis & Co.	95a
King Bros.	35a
King, Fowle & Co.	95a
King & Walker Co.	63a
Kingsbury & Henshaw	5a
Kipp, B. A., & Co.	95a
Kipp Bros	95a
Kirk, Jas S., & Co.	144a
Klein, F. G., & Co.	21a
Klinpell Bros.	22a
Klinger, N.	177a
Klinkert Brewing Co., The	160a
Klug, Backes & Stoll	95a
Knapstein, T., & Co	121a
Knapp, Stout & Co. Company	22a
	26a, 72a, 145a
Knauber, J., Lithographing Co., The	95a
Knebel, A. P	95a
Knipp, Louis F., Brewing Co.	46a
Koenig, R. P., & Co.	168a
Kohler, Heyssen & Stehn Mfg. Co.	150a
Kottmeyer, Wm.	147a
Kramer & Neumann	168a
Kratchwil, M.	56a
Kratz, Chas. (estate)	175a
Kraus, F., & Co.	96a
Kraus-Merkel Malting Co.	96a
Kretschmar Co., The	96a
Kronenweber, S	119a
Krouskop, A. H.	146a
Krueger & Lachmann	119a
Kuehn, F., Boot & Shoe Co.	96a
Kuentz, F.	26a
Kunert, E., Mfg. Co., The	168a
Kunz, Bleser & Co	65a
Kurth, J. H., & Co.	24a

L.

Laabs, Ferdinand	126a
La Belle Wagon Works	158a
La Crosse Boot & Shoe Mfg. Co	56a
La Crosse Box Co	56a
La Crosse Brush Electric Light and Power Co.	56a
La Crosse Chenille Works	56a
La Crosse City Ry. Co.	56a
La Crosse City Water Works	56a
La Crosse Coffee and Spice Mills	56a
La Crosse Cracker Co	56a
La Crosse Edison Light and Power Co.	56a
La Crosse Foundry and Machine Shops	56a
La Crosse Gas Light Co	56a
La Crosse Knitting Works	57a
La Crosse Linseed Oil Works	57a
La Crosse Lumber Co.	57a
La Crosse Mfg. Co	57a
La Crosse Morning Chronicle	57a
La Crosse Packing and Provision Co.	57a
La Crosse Paper Box Co.	57a

	Page.		Page.
La Crosse Plow Co	57a	McDonough Mfg. Co	29a
La Crosse Soap Co	57a	McEvoy, J. C. & Co	16a
La Crosse Steam Laundry Co	57a	McGillivray, J. J.	19a
La Crosse Vinegar Works	57a	McKay, D. J.	177a
La Crosse Wallis Carriage Co	58a	McKesson, J. W. & Son	13a
La Crosse Woolen Mills	58a	McKinnon, F., Mfg. Co.	23a
Lafernaix, L	145a	Mackinnon, D. F. H.	71a
Lafin & Rand Powder Co.	131a	McKinnon Pulley Co.	71a
Lake Shore Creamery, The	14a	McMillan, R. & Co.	126a, 127a
Lake Shore Lumber Co	164a	Mack, H. S. & Co.	97a
Lake Superior Coal Co., The	10a	Madison Book Bindery	63a
Lake Superior Mineral Paint & Color Co	160a	Madison Building & Mfg. Co.	63a
Lamp & Miller Mfg. Co., The	96a	Madison City Railway Co	63a
Lancaster Excelsior Works	61a	Madison Gas Light & Coke Co.	63a
Lancaster Teller	61a	Madison Harness Co.	63a
Lane Mfg. Co.	51a	Madison Street Mfg. Co.	29a
Lang, A.	70a	Madson, A.	140a
Lang Mfg. Co., The	139a	Mahler, Albenberger & Co.	97a
Lange & Leihammer Mfg. Co	96a	Malec, V. & Bro	64a
Langenberger, John	96a	Manitowoc Glue Co.	65a
Larsen, William	37a	Manitowoc Peas Canning Co.	65a
Larson, Bros. and Wood	14a	Manitowoc Pilot, The	65a
Lathrop, W. H.	139a	Manitowoc Seating Co., The	65a
Lathrop, P. A. & Co	13a	Manitowoc Steam Boiler Works	65a
Laube & Durner	40a	Manser & Renner	6a
Laue, Fred	3a	Mansfield, G. C. Co.	48a
Laverrenz, Chas & Co	96a	Manson, R. P. & Co.	173a
Lawton, C. A.	26a	Manufacturing Investment Co., The	6a
Layton & Co.	96a	Manville Covering Co.	97a
Lea-Ingram Lumber Co.	44a	Marathon County Excelsior Co	173a
Leader Co., The	29a	Markle, Harris & Co	171a
Leaman, E. R. Boat Co., The	124a	Marinette County Argus, The	67a
Lea & Dickinson	42a	Marinette Flour Mill Co.	67a
Leeson & Westrip	16a	Marinette Iron Works	67a
Leflingwell & Russell Co.	6a	Marinette Lumber Co.	67a
Lehigh Coal & Iron Co.	160a	Marinette & Menomonee Box Co.	67a
Lehigh Lumber Co.	61a	Marinette & Menomonee Paper Co.	67a, 68a
Leidersdorf, B. & Co	96a	Marinette Planing Mill Co	68a
Leonard, H. J. Mfg. Co.	16a	Maple City Chair Co.	127a
Leutz, Chas.	48a	Marsh, J. O	154a
Lewis, G. B. Co	168a	Marshfield Brewing Co	69a
Lewis Knitting Co	46a	Marshfield Stave Co.	69a
Libber & Noel Mfg. Co	67a	Marston & Beveridge	7a
Liebscher, Louis & Sons	97a	Martin, Geo. Leather Co.	98a
Linden & Miller	67a	Martins, M.	19a
Lindeman, A. J. & Hoverson Co.	97a	Marzluff, F. M. & Co.	40a
Lindeman, J. P. & Sons	97a	Marx & Zimmermann	160a
Listman Mill Co	58a	Mason, Geo. W.	29a
Listman Wm. Milling Co.	157a	Mason, J. B.	39a
Little Chute Paper Co.	61a	Mast, R. C.	160a
Loeffelholz, A. & Co.	97a	Mathie Brewing Co.	173a
Loewenbach, B. & Sons	97a	Mathews Bros. Mfg. Co.	98a
Logemann Bros	97a	Mattoon Mfg. Co	150a
Longfield, S. H. & Co	63a	Mauston Iron Works	69a
Lorenz Bros. Maccaroni Co.	97a	Mauston Milling Co.	69a
Loy, Buttke & Co.	155a	Max Bros	98a
Lumbermen's Planing Mill Co.	97a	Mayer, F. Boot & Shoe Co	98a
Lucington, N. Co	67a	Mayhew Mfg. Co.	98a
Lund, A. W.	147a	Mayville Furniture Co	70a
Luther, Henry & Co.	130a	Mealey, S. J.	147a
Luther & Gies	97a	Medary, J. S. Saddlery Co.	58a
Lutz, A.	55a	Medford Excelsior Co	70a
Lyman Lumber Co.	119a	Merklejohn & Hatton	121a, 145a
Lyons, B.	6a	Meinecke, Adolph & Sons	98a
Lytle-Stoppenbach Co., The	46a	Melissa Proofing Works	140a
		Menasha Iron Works	71a
		Menasha Woodenware Co	71a
		Menasha Wood Split Pulley Co	71a
		Menasha Woolen Mills	72a
		Menomonie Mfg. Co	73a
		Menomonie Pressed Brick Co.	73a
		Menomonie Sash & Door Factory	73a
		Menomonee River Lumber Co.	68a
		Mercier Co	145a
		Merrill Furniture Co	74a
		Merrill Iron Works	74a
		Merrill Lumber Co	74
		Merrill Steam Laundry	
McArthur, George	12a		
McCanna & Fraser Cheese and Butter Mfg. Co	21a		
McCullough & Dixon Co	97a		
McDill, G. E. & Co	61a		
McDonald, H.	37a		
McDonnell, D. A.	148a		

M.

	Page.
Northwestern Marine Elevators.....	101a
Northwestern Pearl Barley Mill	104a
Northwestern Sewer Pipe Co	127a
Northwestern Steam Boiler Works	104a
Northwestern Straw Works	104a
Northwestern Wire Mattress Co	52a
Northwestern Yeast Co	35a
Norway & Wiley	41a
Novelty Iron Works, The	10a
Novelty Wood Works	58a
Nut & Washer Mfg. Co	104a
Nye, Jenks & Co	166a
Nye, Lusk & Hudson	32a-163a

O.

Oberberger, Jos.	104a
Oberbeck Bros. Mfg. Co	23a
Obermann, J., Brewing Co	104a
Oconto Company	123a
Oconto County Reporter	122a
Ogden, G. W., & Co	101a
Ohio Coal Co., The	161a-10a
Oldenberg, Chas., Furniture Co	105a
Oliver, Chas	16a
O'Leary Bros	37a
Olson & Meikeljohn	144a
Omro Roller Mills	121a
Opitz, Fred	31a
Ordway, A. F. & Son	14a
Oshkosh Electric Light & Power Co	127a
Oshkosh Furniture Co	127a
Oshkosh Gas Light Co	127a
Oshkosh Iron Works	127a
Oshkosh Logging Tool Co	127a
Oshkosh Match Works	127a
Oshkosh Steam Laundry	127a
Oshkosh Times, The	127a
Outagamie Paper Co	50a
Owen, John S., Lumber Co	

P.

Pabst Brewing Co	105a
Page & Lyon Mfg. Co	122a
Paine Bros	105a
Paine Lumber Co	128a
Palace Steam Laundry	105a
Palica, F. J., Co	140a
Pamperin & Wigenhorn Cigar Co	58a
Pautke, E. R., & Co	105a
Parfrey, A. C.	146a
Parish Mfg. Co., The	10a
Park Falls Lumber & Pulp Co	130a
Park, Wm. J., & Sons	64a
Parr, Royal	31a
Parrett, Francis	151a
Parrett, Frank	147a
Parsons, R. W.	11a
Patten Paper Co., The	7a
Patton, James E., Co	103a
Paul, John, Lumber Co	58a
Paul Paper Co	72a
Pauling & Harnischfeger Co	106a
Pauling Pottery Co	31a
Pauly Bros	30a
Pease, E. H., Mfg. Co	140a
Peerless Chair Co	132a
Penokee Lumber Co	118a
Peshtigo Lumber Co., The	130a
Peterson, Andrews	32a
Peterson, Atley	153a, 179a
Pettit, M. H., Malting Co	52a

	Page.
Peyton, Kimball & Barber	161a
Pfister & Vogel Leather Co	106a
Pflugradt Co., The	106a
Philadelphia — Reading Coal & Iron Co	106a, 161a
Philbrook, L. W., & Co	140a
Phillip Furniture Co	175a
Phoenix Chair Co	150a
Phoenix Iron Works	152a
Phoenix Knitting Works	106a
Phoenix Mfg. Co	20a
Phoenix Suspender Co	107a
Phoenix Table Co	132a
Pierce, Geo. M.	20a
Pierce, G. H.	59a
Pierron, Louis M.	167a
Pieters Bros	21a
Pietsch, Herman	107a
Pietsch, Otto	167a
Pike, R. D., Lumber Co., The	13a
Pilot Review	173a
Pioneer Furniture Co	30a
Pioneer Wood Pulp Co	39a
Pirsch, Nicholas	52a
Plank Road Brewery	52a
Platteville Brewery	131a
Platz, F., Sons Leather Co	140a
Plover Paper Co	131a
Plymouth Brewing Co	132a
Plymouth Mfg. Co	132a
Pollock-Strass-Waler Co	107a
Portage Democrat	133a
Portage Hosiery Co	133a
Portage Steam Laundry	133a
Poppert, George	107a
Port, L	155a
Portage Underwear Mfg. Co	133a
Porter, J. A. Tanning Co	173a
Portz, J. Brewing Co	41a
Post Publishing Co., The	7a
Pounder, George H.	36a
Powers, J. J., & Co	146a
Prairie du Chien Mfg. Co	135a
Prairie du Chien Woolen Mill Co	135a
Prattice Brown-Stone Co., The	42a
Press Publishing Co	57a
Price Mfg. Co., The	19a
Prinz & Raue Mfg. Co	107a
Prochazka & Chloupek	65a
Purves, Thomas	16a
Putnam Shoe Co., The (Limited)	18a

Q.

Quentmeyer & Boomer	163a
Quin, Edward	107a
Quin, Cook & Quin	107a

R.

Racine Basket Mfg. Co	140a
Racine Cement & Pipe Co	140a
Racine Gas Light Co	140a
Racine Hardware Mfg. Co	140a
Racine Knitting Co	141a
Racine Malleable & Wrought Iron Co	141a
Racine Nail & Tack Co	141a
Racine Planing Mill & Mfg. Co	141a
Racine Trunk Co	141a
Racine Wagon & Carriage Co	141a
Racine Woolen Mills	141a
Racine Wrench Co	141a

	Page.		Page.
Radell, F. & Co.	70a	Ruplinger Bros. & Co	42a
Radford Bros. & Co	128a	Ruplinger Stave & Heading Co.	61a
Rahr's, Henry Sons	40a	Russell & Miller Milling Co	161a
Rahr's, Wm., Sons Co.	65a	Rust-Owen Lumber Co.	26a
Rauschenberger, John, Co	10 a		
Razell, A. C. Manufacturing Co	107a		
Reader, J. B	25a		
Recorder Printing Co	47a		
Red Cross Mills	47a		
Reed Bros	107a		
Reedsburg Brewing Co	143a		
Reedsburg Building & Lumber Co.	143a		
Reedsburg Woolen Mill Co	143a		
Reese Pulp Co	50a		
Reid Ice Cream Co., The	25a		
Reiss, C. Coal Co., The.	150a		
Reliance Boiler Works.	123a		
Reliance Mills, (C. Manegold & Son.)	108a		
Reliance Wire & Iron Works	108a		
Republican & Leader, The	59a		
Republican Observer	144a		
Rhineland Brewing Co.	144a		
Rhineland Iron Co.	144a		
Rib River Lumber Co.	33a 144a		
Rice, J. H. & Friedmann Co.	108a		
Rice Lake Lumber Co.	145a		
Rice Lake Manufacturing Co.	145a		
Rich, A. W. Shoe Co	108a		
Richards Iron Works	65a		
Richardson Bros	152a		
Richardson, Norcross Co.	47a		
Rickers & Co	107a		
Richter, A. M. & Sons	66a		
Richter, F. & Sons	109a		
Rieboldt, Walter & Co	150a		
Riedeburg & Bodden Co	108a		
Riemer, A. H. Co.	108a		
Ries, Robert	108a		
Ripon Commonwealth	146a		
Ripon Glove & Mitten Works.	146a		
Ripon Knitting Works	146a		
Ripon Packing Co	146a		
Ripon Roller Mills	146a		
Ripon Steam Laundry	146a		
Ripling, L. J. & Co.	21a		
River Falls Starch Factory	147a		
Riverside Butter & Cheese Co	161a		
Riverside Fibre Co., The	7a		
Riverside Printing Co.	108a		
Riverside Steam Laundry.	47a		
Ritter & Deusch	174a		
Roach-Seeber Co	167a		
Robbins & Baltzell	64a		
Roberts, John M	142a		
Roberts & Oborn	171a		
Rock Mills	152a		
Rock River Paper Mills, The	18a		
Rock River Woolen Mills	47a		
Rockwell Manufacturing Co., The	109a		
Roebel & Reinhard	109a		
Roenitz & Uehling	40a		
Roenitz, C. T. Leather Co.	150a		
Roepeke & Meissner	18a		
Roettiger, H. & Co	37a		
Rogers, S. A	147a		
Rohrer, Leonard	23a		
Rohrer Manufacturing Co	23a		
Romadka Brothers	109a		
Rosenblatt, H. & Sons	17a		
Rosenheimer, L	147a		
Ross Lumber Co., The	8a		
Roth Manufacturing Co.	109a		
Rowell, J. S. Mfg. Co., The	19a		
Ruckdassel Bros	154a		
Ruder, Geo. Brewing Co.	74a-174a		
Rueping, Wm. & Sons	35a		
Ruxa Bros. Mfg. Co., The (Limited)	19a-20a		
Rundie-Spence Mfg. Co.	109a		
		S.	
		Schultheiss Bros	151a
		Schulz & Raster	110a
		Schulz, A. Geo. & Co	110a
		Shumacher, Adam	134a
		Schumann & Menges Brewing Co.	135a
		Schuster, Geo. J	110a
		Schutz Bros. Furniture Co	111a
		Schwab & Sercomb	111a
		Schwab Stamp & Seal Co.	111a
		Schwartz, Wm. Mfg. Co.	132a
		Schwartz, C. & Sons	40a
		Schwarzburg, H. E.	111a
		Scofield & Arnold Lumber Co.	63a
		Scott, H. E.	124a
		Scott, Hubbell & Taylor	11a
		Scott, T. B. Lumber Co.	74a
		Seagar & Gunnis	155a
		Seamless Structural Co.	111a
		Seaver, F. A. & Co	60a
		Secor, M. M. Trunk Co	142a
		Seebote, Der.	111a
		Seely, D. Son & Co	154a
		Segelke & Kohlhaus Mfg. Co.	31a 59a
		Semmann Mfg. Co.	111a
		Sentinel Co., The	111a
		Sercombe & Bolte Mfg. Co	111a
		Shadbolt & Boyd Iron Co	111a
		Shaw, Daniel Lumber Co	30a
		Shaw, F. D.	145a
		Shaw, T. F. M. & F. D. & Co	70a 130a
		Shawano Lumber Co	178a
		Shawano Shoe Mfg. Co.	148a
		St. Paul & Western Coal Co	161a
		Salmon Milling Co.	17a
		Salzer, John A., Seed Co	59a
		Samdahl, Simon	19a
		Sanderson, E., Milling Co	109a
		Sanders, A. N.	143a
		Sanford, A., Logging Tool Co.	128a
		Sanspar, i Machinery Co., The.	47a
		Sauk County Democrat	12a
		Sawyer & Austin Lumber Co.	59a
		Sawyer-Goodman Co	68a
		Schaefer Shoe Co	109a
		Schattuck & Babcock Co	26a
		Schinz, Henry, Bottling Co	109a
		Schultz, Jos., Brewing Co	110a
		Schloemer, G	122a
		Schlueter Bros	168a
		Schmidt, H. P	128a
		Schmidt, L. C.	7a
		Schmidt & Stork	176a
		Schmidt, Peter & Co	110a
		Schmitt Bros, Trunk Co	128a
		Schmitt, F. & Sons	110a
		Schneider, John	72a
		Schmidt, A. L. Curled Hair Co.	175a
		Schnorr Bros	66a
		Schoenecker, V., Boot & Shoe Co	110a
		Schoephoester, Wm	143a
		Schram & Huson Chair Co	132a
		Schreier, Konrad.	151a
		Schreihart Brewing Co.	66a
		Schroeder Bros	165a
		Schroeder, John, Lumber Co.	110a
		Shearer & Fox.	171a
		Sheboygan Boot & Shoe Co.	150a
		Sheboygan Chair Co	151a
		Sheboygan Electric Light Co.	151a

Sheboygan Knitting Co.	Page. 38a	Stover, D. C. Furniture Co	Page. 129a
Sheboygan Mineral Water Co	151a	Stowell, O. G	25a
Sheboygan Novelty Co	151a	Strange, A. H	74a
Sheboygan Steam Laundry	151a	Strange, J. Paper Co	72a
Sheboygan Falls Tannery	152a	Stratman, F. W. & Co	26a
Shell Lake Lumber Co.	152a	Straubel & Ebeling	40a
Sheridan Lumber Co	27a	Streich, A. & Bro	129a
Sheriffs Mfg. Co	111a	Streich, Gabriel	129a
Sherman, E. M. Leather Co	66a	Strong, H. C	70a
Sherry-Cameron Co., The	165a	Straw & Ellsworth Mfg. Co	113a
Sherry Lumber Co.	75a, 153a	Strothman Bros	161a
Shores Lumber Co	11a	Suhm, R. Leather Co	113a
Sickle, M. S. & Co	131a	Superior Bag & Printing Co	161a
Sidenberg & Hays	111a	Superior Cut Stone Co	161a
Silbernagel & Dean	64a	Superior Leader, The	161a
Silberzahn Mfg. Co	176a	Superior Malleable Iron Co	158a
Silurian Mineral Spring Co.	170a	Superior Mfg. & Lumber Co	161a
Singer Mfg. Co.	112a	Superior Rapid Transit Ry. Co.	161a
Singleton, John	22a	Superior Shirt Co., The	161a
Skobis Brothers	112a	Superior Steam Laundry	162a
Smalley Mfg. Co.	66a	Superior Stove Co	158a
Smith, Angus	112a	Superior Terminal Elevator Co	162a
Smith Bros.	131a	Superior Water, Light & Power Co.	
Smith, C. J. & Sons Co	112a	Superior Wave, The	162a
Smith, Chas. R.	72a	Sullivan, H. J	113a
Smith Mfg. Co.	59a	Sun Publishing Co., The	113a
Snitzer, W. F.	38a	Sutton Mfg. Co	75a, 153a
Solberg, Wm. J. & Co	59a	Sutherland, W. R	11a
Somo Lumber Co	161a	Swaney, John W	117a
Soo Planing Mill Co	144a	Sweet, B. F. & H. L	35a
Soper, N. S	11a	Swenson, J. A	64a
Sorenson & Co.	144a		
Soulman, John	47a	T.	
South Shore Lumber Co	166a	Tainsh & Co	113a
South Side Cigar Box Co.	112a	Tanner, A. F. Furniture Co.	113a
South Side Lumber Co	156a	Tate, W. W. & Co.	14a
South Side Printing Co	112a	Taylor, M. D. & Morris	47a
Sparta Iron Works Co	153a	Taylor & Gleason	64a
Spaulding, John D	19a	Telegram Printing Co	162a
Spicer & Bushman	59a	Telliah Paper Co., The	7a
Spies, Jacob	123a	Thilmany Pulp & Paper Mills	35a
Spratt, Geo. & Co.	151a	Thoeny, David	37a
Sprague Bros	32a	Thomas Brass & Iron Co	113a
Sprinkmann, F.	112a	Thompson Brothers	11a
Standard Oil Co	161a	Thompson, C. C. Lumber Co	166a
Standard Pressed Brick Co.	73a	Thornum Carriage Co.	129a
Standard Printing Co	112a	Thompson, J. & Sons Mfg. Co. (Limited)	17a
Stanbiller, Amos & Co	123a	Thoroughgood & Co	47a
Stanley Mfg. Co	154a	Thurman, F. & Co	132a
Staples, S. F. Lumber Co.	44a	Times Printing Co	73a
Star Foundry & Machine Works	129a	Times Publishing Co., The	142a
Star Knitting Co	59a	Timms, C. J.	146a
Star Steam Laundry	60a	Toepfer Brothers	162a
Starck, Chas	147a	Toepfer, W. & Sons	113a
Stark, John Co	64a	Tomahawk Box Co	164a
State Gazette, The	40a	Tomahawk Lumber Co	164a
State Journal Printing Co.	64a	Tomahawk Pulp & Paper Mills	164a
Stauner & Daubenberger	135a	Tornado Brewery	117a
Stebbins, M. T	13a	Tracy, Gibbs & Co	64a
Stecher, Weber & Hueten Mfg. Co.	142a	Tripp, D. N.	164a
Steckel, Adrian	112a	Troeger, G. & Co.	48a
Steenberg, O. C.	35a	Trostel, Albert & Sons	114a
Steger, V. & Son	112a	Trow, A. S	75a
Stehling, Chas. H.	112a	Trow, A. S. & Co	60a
Stelling & Hackendahl	134a	Troy Steam Laundry (Milwaukeee)	117a
Stephenson Mfg. Co., The	68a	(West Superior)	162a
Stevens Lumber Co	144a	Turner, William	43a
Stevens Point Box Co.	156a	Twin City Brewing Co.	39a
Stevens Point Journal	156a	Two Rivers Mfg. Co.	165a
Stevens Point Lighting Co.	156a		
Stevens Point Steam Laundry	156a	Uber Brothers	4a
Stewart, Alexander Lumber Co.	174a	Uhrig, B. & Son	114a
Stier, John	7a		
Stillman, Wright & Co	18a	U.	
Stillman, E. R. & Co	112a		
Stoppenbach's, C. Sons	48a		
Stopper, Chas. Cooperage Co.	113a		
Stoughton Wagon Co.	156a		

	Page
Uihlein Bros	1147
Umhoefer, Paul	23a
Union Brewery	129a
Union Iron Works	129a
Union Mfg. Co	124a
Union Toy & Furniture Co., The	7a
U. S. Leather Co	135a
Upham Mfg. Co	69a
Usinger, Fred	114a

V.

Valley Iron Works Mfg. Co., The	8a
Valley Lumber Co	30a
Van Brunt & Wilkins Mfg. Co., The	42a
Vandeveer, J. N	12a
Van Doren & Andrews	18a
Van Dusen & Gearhart	23a
Van Dycke, O., Brewing Co	50a
Van Dyke Knitting Co	114a
Vaughn, O. C., Mfg. Co	48a
Vaughn's Steam Laundry	142a
Vetter, H. A. & Bro.	156a
Victoria Mills	50a
Vilts Mfg. Co., The	114a
Vlts, Henry	66a
Vogel, Fred, Jr	114a
Vogt & Kilian Sash & Door Co	114a
Voight, John M., Mfg. Co	37a
Voight & Ritter	60a
Volksfreund Publishing Co	60a
Vollrath, Jacob J., Mfg. Co	151a
Voss, Herman	114a

W.

Wabash Screen Door Co	144a
Wadhams Oil & Grease Co	115a
Wagner, E	66a
Wagner, J. G.	115a
Waite, C. M	177a
Wall & Clinton	24a
Wallace & Kraner	156a
Walsh, F. A. & Co	115a
Walter Bros	72a
Walton, A	12a
Warehouse and Builders' Supply Co	162a
Warren, Geo. Co	165a-179a
Washburn Box Co	166a
Washburn Brewing Co	166a
Washburn Mfg. Co., The	166a
Washington County Publishing Ass'n	176a
Waters, James	43a
Watertown Brick & Tile Co	168a
Watertown Electric Light Co	168a
Watertown Gas Co	168a
Watertown Mfg. Co	168a
Watertown Shoe Co	169a
Watertown Steam Laundry	169a
Watertown Stone Co	169a
Watertown Weltbuecker	169a
Waukesha American Gas Co	170a
Waukesha Arcadia Co., The	170a
Waukesha County Democrat	170a
Waukesha Dispatch, The	170a
Waukesha Electric Light Co	170a
Waukesha Freeman, The	170a
Waukesha Hygeia Mineral Springs Co	170a
Waukesha Lithia Springs Co	170a
Waupaca County Republican	171a
Waupaca Planing Mill	170a
Waupaca Post, The	171a
Waupaca Starch & Potato Co	171a

	Page
Waupun Creamery	172a
Waupun Steam Laundry	172a
Wausau Box & Lumber Co	174a
Wausau Electric Co	174a
Wausau Excelsior Co	174a
Wausau Furniture Co	174a
Wausau Novelty Co	174a
Wausau Steam Laundry	174a
Wausau Roller Mills	174a
Wausau Water Works	175a
Wauzeka Lumber & Hoop Co	175a
Wauzeka Manufacturing Co	175a
Webster Manufacturing Co	158a
Webster, W. M. & Son	8a
Wechselberg, J. P	115a
Weed & Gumaer Mfg. Co., The	177a
Week, John, Lumber Co	156a
Weigell, A	115a
Weins, A. R. & Co	115a
Weise Furniture Co., The	40a
Weiss & Schmidt	155a
Weiss & Schmidt	172a
Wells, M. D. & Co	122a
Wells & Mulrooney Grain Co	115a
Wenzel, J. H. & Co	175a
Werheim Mfg. Co	115a
Werrbach, L	176a
West Bend Brewing Co	60a
West La Crosse Lumber Co	115a
West, H. H. & Co	115a
West Side Electric Railway Power House	115a
West Side Manufacturing Co	162a
West Superior Brewing Co	162a
West Superior Iron & Steel Co	162a
West Superior Lumber Co	163a
West Superior Woolen Mills	31a
West & Watersdorf	177a
West Wisconsin Mfg. Co	115a
Westfahl, F., & Co	115a
Western Leather Co	116a
Western Malleable & Grey Iron Mfg. Co	134a
Western Paper Co	116a
Western Screen Plate Works	8a
Wetzel, A., & Bros	116a
Wheel & Seeder Mfg. Co	60a
Wheelihan, W. P	134a
Whitaker Engine & Skein Co., The	52a
Whitbeck, H., Co., The	69a
White River Lumber Co	69a
White Rock Mineral Spring Co	170a
Whitewater Register	177a
Whitewater Wagon & Carriage Co	177a
Whiting, George H	72a
Whittaker, James	47a
Wicks & Son	146a
Wickert Co., The	8a
Wiener, E	115a
Wiggenhorn Bros	169a
Wilcox & Richards Co	36a
Wild, B., Factory	35a
Wilder-Warner Electric Co., The	17a
Wilkowski Bros	169a
Willer Mfg. Co	116a
Williams & Libbey Lumber Co	129a
Willow River Lumber Co., The	122a
Willow River Milling Co	43a
Willy & Co	8a
Wilmanus Bros	116a
Wilson, Andrew	129a
Windsor Mfg. Co	116a
Winnebago Furniture Mfg. Co	35a
Winnebago Paper Mills	120a
Winneconne Lumber Co	117a
Winship Mfg. Co	142a
Winter, Jesse, Co	151a
Winter, M., Lumber Co	152a
Winterling & Gannon	48a

	Page.		Page.
Wisconsin Bank Note & Lithographing Co.	116a	Woodard & Stone.	169a
Wisconsin Bridge & Iron Co.	116a	Woodruff, H. S. & Co.	47a
Wisconsin Carriage Top Co.	47a	Woolen Mfg. Co. of Beaver Dam, The..	14a
Wisconsin Central Ry. Shops.	156a, 170a	Wright, H. W. Lumber Co., The.	75a
Wisconsin Chair Co.	134a	Wright, Thomas.	69a
Wisconsin Milk Condensing Co.	118a		
Wisconsin Handle & Mfg. Co.	8a	Y.	
Wisconsin Malleable Iron Co.	116a		
Wisconsin Malt & Grain Co., The	8a	Yawkey Lumber Co.	41a
Wisconsin Mfg. Co.	48a	Yenowine's News	116a
Wisconsin Moulding Co.	175a	Yeo & Clark Co.	60a
Wisconsin Red Pressed Brick Co.	73a	Yewdale, J. H. & Sons.	117a
Wisconsin Refrigerator Co.	31a	York, I. W. & Co.	133a
Wisconsin River Paper & Pulp Co.	132a	Youghiogheny & Lehigh Coal Co.	158a, 163a
Wisconsin State Register	133a		
Wisconsin Telegraph	130a	Z.	
Wisconsin Venetian Blind Co.	116a		
Wisconsin Wagon Co.	64a	Zander, C. & Co.	66a
Wisconsin Wood Pulp Co., The.	23a	Ziegler, George Co.	117a
Wittenberg Mfg. Co.	178a	Zimmermann, F. F.	172a
Wixon & Bronson	144a	Z. briant, Herman, Leather Co.	117a
Wolf River Lumber Co., The	74a	Zschetche, Theo. & Son.	152a
Wolff & Korman	121a	Zwiebel & Smithers Co.	21a
Wood, Geo. E. Lumber Co.	178a	Zwiebel, A. & Sons	21a
Wood & Churchill	188a	Zwicker, Henry	156a
Woodard's Bakery	8a	Zwietusch, Otto	117a

INDEX TO CORRESPONDENTS.

A.		F.	
	Page.		Page.
Abel & Bach	98	Ficken, John F	36
Almendinger, J. C.	26	Fish, E. M. & Co	17
Allen, Sylvester	6, 15, 20	Field, Marshall & Co.	73
B.		Firehammer, Chas.	17
Baraboo Paving & Roofing Works	7, 11, 16, 20	Fleming, R. B	10, 14, 19
Bass, M. A	9, 13, 18	Foss, C F. & Co.	45
Blick, H. T. & Sons	52	Foulk, Wm. H.	63
Boehm, Joseph F.	9, 14, 19	Fox, J. P	6, 10, 15, 20
Booth, S. S	6, 9, 14, 19	Friend Bros	73
Borngraber, Wm	6, 10, 14, 20	G.	
Brillon Lumber & Mfg. Co.	8, 12, 17	Graf & Netcher	5, 8, 12, 16
Brouillet, C	7, 11, 16, 21	Green, Adolph	5, 8, 12, 17
Buglass, D. C	12, 17	Gregor, J	40
Bukolt Mfg. Co., The J	5, 8, 13, 18	Greise, G. G.	39
Bump & Bossingham	7, 12, 16, 21	Guetzkow Bros	5, 13, 17
Burnett & Son	7, 15, 21	H.	
Burnett & Edsall	5, 8, 11, 13, 18	Hackworthy, John	5, 9, 13, 18
Burr Bros	7, 11, 15, 20	Ham, J. D	14, 19
C.		Hank, Chas	49
Campeau, Joseph	37	Hanske, Emil	6, 10, 15, 20
Carter, Eugene F.	5, 13, 17	Hargraves & Phifer	5, 8, 12, 17
Chadbourne & Co	6, 15, 20	Harkness, William	54
Cnare, G	5, 13, 18	Henderson, J. O	6, 9, 14, 19
Collingwood, J. S	5, 12, 17	Henkelmann, Edward	6, 9, 14, 19
Cornelius, Pratsch & Co	7, 11, 16, 21	Herrick, Chas. E.	6, 10, 15, 20
Curry, P. S.	46	Hill, Ed	10, 15
D.		Holden, Frank	5, 12, 17
Dahquist, H	13, 17	Honerjaeger, E. R.	7, 12, 16, 21
Dallman & Mottel	5, 9, 13, 18	Hosken, John H	41
Davidson, J. E	13, 17	Howell & Blakeslee	7, 11, 16, 21
De Cien, John	55	Hunsicker, John	41, 8, 12, 17
Delaney, Thomas F	7, 15, 21	J.	
Demerco, Joseph	8, 12, 17	Jensen, J. P	7, 11, 16, 21
Dirneyer, C. E	51	Jenss, A.	7, 11, 16, 21
Dobbratz, Theo	6, 10, 15, 20	Jewell, Geo. C	15, 21
Duncan, R. B	6, 10, 14, 19	Johnson, Martin	14, 18
Dunlap, Robert	5, 13	Jones, Henry M	5, 13, 18
Dustrude, Theo	17	K.	
E.		Katzenstein, E. & Co.	73
Edwards & Burch	19	Kaufman, Leo P.	44
Esge, Geo. J	7, 15	Kean, M. F.	57

	Page.		Page.
Keller, E. R.	17	Reedsburg Building & Lumber Co.	5, 13, 18
Kent, E. J. & Co.	6, 14, 20	Rhyner & Kitz.	5, 8, 13, 18
Ketel, William.	14	Rice, J. H. & Friedman Co., The.	73
Kindt, C. F.	47	Rice, M. J.	14, 19
King, Thomas J.	62	Richardson, C. E.	48
Kleinhammer, Henry.	5, 8, 13, 18	Riley, J. A.	15, 20
Kliok, John W. & Son.	6, 9, 14	Rische & Sons.	5, 8, 13, 17
Knowles, C. J.	6, 14, 19	Roeder, John & Son.	5, 8, 13, 17
Knuettel, August.	5, 9, 13, 18	Root, F. G.	5, 8, 13, 18
Krebs, Chas.	6, 10, 15, 20		
Kusel, D. & F.	7, 11, 15, 21		
		S.	
L.		Sargent, J. B.	51
Lieberg & Wulf.	5, 9, 13, 18	Scheer, William.	6, 14, 19
Lohr & Weifenbach.	7, 11, 16, 21	Schlosser Bros.	16, 21
		Schmidt, Ferd.	6, 15
M.		Schroeder, Henry J.	14
Mahler & Albenberger Co., The.	73	Sheboygan Chair Co., The.	71
Mahlgren, A.	12, 17	Sheire, Romaine.	59
Malkowsky, Henry.	6	Sountag, Louis.	7, 11, 15, 20
Marks, Thomas.	13, 18	Stevens, E. M.	5, 13, 17
Martin, A. O.	6	Stiemke, Carl.	14, 19
Masor, E. C.	11, 15, 20	Story Bros.	21
Max Brothers.	73	Swift, N. O.	6, 15
McDonald, C. L.	43		
McMillan, William.	12, 17	T.	
McMurphy, Geo.	61	Thomas & Anheuser.	6
McVicar Bros.	7, 10, 15, 20	Thompson, J. M.	6, 9, 14, 19
Mertz Bros.	5, 8, 13	Thomsen, J.	6, 10, 14, 19
Mitchell, O. M.	13, 18	Tully, J. H.	6, 9, 14, 19
Moran, Louis G.	13	Turner, R. M.	9, 13, 18
Murray, John.	14, 19		
		V.	
N.		Vance, J. B.	51
Neumann, August M. G.	5	Vandersant & Salisbury.	5, 8, 12, 17
Noerenberg & Mohns.	6, 10, 15, 20	Van Vranken, J. B. I.	5, 12, 17
P.		W.	
Patterson & Co., W. S.	6, 10, 15, 20	Walsh, Richard.	56
Peck, Porter P.	60	Warren, Chas.	14, 19
Peshigo Lumber Co., The.	84	Watertown Stone Co., The.	7, 11, 16, 21
Pierce, W. D.	12	Weber, Joseph.	14, 19
Pittman, F. A.	35	Webster, Joseph.	7
Propp, H. A.	6, 20	Wedge, W. S.	53
		White, J. W.	42
R.		Willard, C. L.	14, 19
Randall, C. E.	16		
Raue, Wm. C.	6, 15, 20	Y.	
		Yeomans, R. C.	7, 10, 15, 20

BUREAUX OF LABOR STATISTICS.

The following is a list of Labor Bureaux in the United States, with names of Commissioner, Secretary or Chief of Bureau, and their post office address:

NATIONAL BUREAU OF LABOR--Carroll D. Wright, Commissioner, Washington, D. C.
CALIFORNIA--Geo. W. Walts, Commissioner, San Francisco.
COLORADO--Secretary of State, ex-officio; J. W. Brentlinger, Commissioner, Denver.
CONNECTICUT--Robt. J. Vance, Commissioner, Hartford.
IDAHO--J. M. Mathews, Commissioner of Immigration, Labor and Statistics, Boise City.
ILLINOIS--George A. Schilling, Secretary, Springfield.
INDIANA--S. J. Thompson, Chief, Indianapolis.
IOWA--W. E. O'Brien, Commissioner, Des Moines.
KANSAS--J. F. Todd, Commissioner, Topeka.
KENTUCKY--Nicholas McDowell, Commissioner, Frankfort.
MAINE--Samuel W. Mathews, Commissioner, Augusta.
MARYLAND--A. B. Howard, Jr., Chief, Baltimore.
MASSACHUSETTS--Horace G. Wadlin, Chief, Boston.
MICHIGAN--Charles H. Morse, Commissioner, Lansing.
MINNESOTA--L. G. Powers, Commissioner, St. Paul.
MISSOURI--Henry Blackmore, Commissioner, Jefferson City.
MONTANA--James H. Mills, Commissioner, Agriculture and Labor, Helena.
NEBRASKA--J. B. Erion, Commissioner, Lincoln.
NEW HAMPSHIRE--John W. Bourlet, Commissioner, Concord.
NEW JERSEY--Charles Simmerman, Chief, Trenton.
NEW MEXICO--Max Frost, Secretary of Bureau of Labor and Immigration, Santa Fe.
NEW YORK--Thomas J. Dowling, Commissioner, Albany.
NORTH CAROLINA--B. R. Lacey, Commissioner, Raleigh.
NORTH DAKOTA--Nelson Williams, Commissioner of Agriculture and Labor, Bismark.
OHIO--W. T. Lewis, Commissioner, Columbus.
PENNSYLVANIA--Albert S. Bolles, Chief, Harrisburg.
RHODE ISLAND--Henry E. Tiepke, Commissioner, Providence.
SOUTH DAKOTA--Walter McKay, Commissioner, Aberdeen.
TENNESSEE--John E. Lloyd, Commissioner and Inspector of Mines, Nashville.
TEXAS--John E. Hollingsworth, Commissioner of Agriculture, Insurance Statistics and History, Austin.
UTAH--Joseph E. Bach, Territorial Statistician, Salt Lake City.
WISCONSIN--J. Dobbs, Commissioner, Labor, Census and Industrial Statistics, Madison.

FIFTH BIENNIAL REPORT

OF THE

BOARD OF REGENTS

OF

Normal Schools of Wisconsin

For the School Years 1892-3, 1893-4.



MADISON, WIS.:
DEMOCRAT PRINTING COMPANY, STATE PRINTER,
1894.



BOARD OF REGENTS OF NORMAL SCHOOLS.

1892—1893.

Regents Ex-Officio.

THE GOVERNOR OF THE STATE—HON. GEORGE W. PECK.
THE STATE SUPERINTENDENT—HON. OLIVER E. WELLS.

Regents Appointed.

F. P. AINSWORTH, River Falls.	JOHN W. HUME, Oshkosh.
D. J. GARDNER, Platteville.	E. M. JOHNSON, Whitewater.
BERNARD GOLDSMITH, Milwaukee.	MICHAEL KIRWAN, Manitowoc.
IRA A. HILL, Sparta.	BYRON B. PARK, Stevens Point.
W. D. PARKER, Madison.	

Officers of the Board 1892—1893.

PRESIDENT, REGENT HUME.

VICE-PRESIDENT, REGENT JOHNSON.

SECRETARY, REGENT PARKER.

TREASURER, EX-OFFICIO, HON. JOHN HUNNER.

1893—1894.

Regents Ex-Officio.

HON. GEORGE W. PECK, GOVERNOR.
HON. OLIVER E. WELLS, STATE SUPERINTENDENT.

Regents Appointed.

F. P. AINSWORTH, River Falls,	- - - -	Term expires February, 1895
D. J. GARDNER, Platteville,	- - - -	Term expires February, 1896
BERNARD GOLDSMITH, Milwaukee,	- - - -	Resigned February, 1894
IRA A. HILL, Sparta,	- - - -	Term expires February, 1896
JOHN W. HUME, Oshkosh,	- - - -	Term expires February, 1897
E. M. JOHNSON, Whitewater,	- - - -	Term expires February, 1895
MICHAEL KIRWAN, Manitowoc	- - - -	Term expires February, 1896
BYRON B. PARK, Stevens Point,	- - - -	Term expires February, 1897
W. D. PARKER, Madison,	- - - -	Resigned August, 1894
W. J. TURNER, Milwaukee,	- - - -	Term expires February, 1897

Officers 1893—1894.

PRESIDENT until July, REGENT HUME,—REGENT HILL thereafter.

VICE-PRESIDENT, REGENT JOHNSON.

SECRETARY, REGENT PARKER, until August,—REGENT AINSWORTH thereafter.

TREASURER EX-OFFICIO, HON. JOHN HUNNER.

Standing Committees.

Course of Study and Text-

<i>Books,</i>	-	Regents PARK, KIRWAN, AINSWORTH.
<i>Executive,</i>	- -	Regents HILL, JOHNSON, TURNER.
<i>Finance,</i>	- - -	Regents AINSWORTH, GARDNER, TURNER.
<i>Graduating Cla ses,</i>		Regents KIRWAN, PARK, WELLS. HUME, GARDNER, AINSWORTH.
<i>Institutes,</i>	- -	Regents WELLS, AINSWORTH, GARDNER.
<i>Inspection,</i>	-	Regents HUME, TURNER, JOHNSON, HILL.
<i>Teachers,</i>	- -	Regents JOHNSON, AINSWORTH, KIRWAN.

Schools Located at

Milwaukee,		Oshkosh,		River Falls,		Whitewater .
	Platteville,		Stevens Point,			

*Semi-annual Meeting, First Wednesday in February, 1895, at 10 o'clock
a. m., at Room 7, Capitol.*

PRESIDENT'S REPORT.

HON. GEO. W. PECK,

Governor.

I have the honor to report for the bi-ennial period ending on the 31st of August, 1894, and in conformity to sections 333 and 410 of the Annotated Statutes of the state of Wisconsin.

Attention is respectfully called to statistical tables and the reports of the presidents of the schools duly incorporated herein.

The work of the Board as a body, is briefly summarized as follows:

Owing to the pressure of extraordinary business, the Board has been in session frequently, and with a view to dispatch the business, the Executive Committee has recently been authorized to perform specified duties that will hereafter relieve the Board, as a body, from frequent conventions.

The more important subjects to which this report calls attention are:

The revision of the courses of study of the schools for the year commencing September, 1892, and

The execution of the pleasure of the last legislature in the effort to establish two new normal schools.

During the summer vacation of 1892, a committee of the Board, with the assistance and co-operation of the presidents of the schools, revised and enlarged the courses of study with the view of affording more electives for such students as in the higher course seemed to possess mature judgment.

In the effort to establish two new normal schools, the

President's Report.

Board has been in part successful, and the following outline of action to that end, is an abstract from the records of the secretary.

April 19th, 1893, chapter 185 of Laws, was signed by the Governor, authorizing donations from localities, for new normal schools; the establishment of two new schools; a gift by the State of \$70,939.02 for equipping new schools and repairing old buildings; and a tax levy upon property of the state, rated at one-twentieth of one mill, and the Board met at once and authorized advertisements for plans for normal school buildings.

May 9th—July 7th. The Board visited the cities of Marinette, Oconto, Green Bay, Ft. Howard, De Pere, West De Pere, Grand Rapids, Centralia, Marshfield, Wausaw, Merrill, Stevens Point, Neillsville, Chippewa Falls, Eau Claire, La Crosse, Sparta, Tomah, Ashland, Washburn, Bayfield and Superior, for the purpose of determining the location of schools.

July 18th. The Board appropriated \$19,000 for the construction of an addition to the Oshkosh Normal School.

July 21st. The Board referred the selection of plans for the new normal school buildings, to a Special committee; this committee selected a proper plan on the 25th day of September, 1893, for the Stevens Point School, after inviting a second competition from architects.

July 22nd. The Board voted to locate schools at Stevens Point and Superior.

Sept. 8th-9th. The Executive Committee was authorized to proceed with the construction of buildings at Stevens Point and Superior, the gifts of \$50,000 and \$65,000 respectively, of the cities named, having been reported by the treasurer, and the "Brown Site" having been reported as selected by the Executive Committee in Stevens Point, on the 15th of the preceding August.

Sept. 15th. The Executive Committee met at Superior

President's Report.

and designated five acres in the northeast corner of the so called "Hayes Tract," as the site for the seventh normal school.

Oct. 21st. The deed and abstract of the "Hayes Site," at Superior was refused by the owner.

The Executive Committee awarded the construction of the building at Stevens Point to Chicago contractors, but upon their failure to execute a bond for faithful performance under the contract proposed, the executive committee, on November 3d, awarded the contract for the construction of the Stevens Point building to E. Bonnett & Son of White-water, at the sum of \$49,800.

The Executive Committee accepted the plans and services for superintendence of construction, of Perkins & Selby of Chicago for the Stevens Point building.

Feb. 15th, 1894. The Executive Committee contracted with F. S. Ideson, for ventilating and steam heating the Stevens Point building, at a total expense of \$10,273.

April 11th. The Board designated the courses of study for the Stevens Point school, which were fixed by the Board in July, 1892 and were published in the proceedings of the Board, Feb. 1st, 1893.

April 12th-13th. The Board met at Superior and declined to accept any new site for the seventh normal school, that had been tendered.

The Board filed a resolution with the authorities at Superior, expressing the judgment that it seemed inexpedient to make further attempts to select a site in that city.

May 17th. The Board rescinded its action of July 23d, 1893, so far as related to the location of the seventh normal school in the city of Superior.

May 31st. The Board authorized its officers to draw a warrant for the sum of \$65,000 in favor of the city of Superior, for the purpose of refunding to that city, its gift designed for the establishment of a normal school, made on the 9th of September, 1893.

President's Report.

SPECIAL REVENUES.

Chapter 185 of the laws of 1893, and action of the land commissioners approved by the Governor on the 18th of May, 1894,—said officers acting under joint resolution number 18, of the legislative session of 1892,—afforded the Board means for furnishing the normal school building at Stevens Point, for making repairs at the old schools and for enlarging the buildings at Milwaukee and Oshkosh. Sums thus derived are enumerated below:

Chapter 185, Laws of 1893—Drainage fund.....	\$70,939 02
Chapter 185, Laws of 1893—1-20 mill tax.....	32,700 00
Judgment against Ex state treasurers.....	47,785 20

The sum of \$20,000 was set apart from the drainage fund by Chapter 185, Laws of 1893, for repairs, etc. of old buildings,—of the balance \$25,469.51 has been used in constructing and equipping the sixth school at Stevens Point, an equal sum remaining in the hands of the treasurer may be used for a seventh school.

At the date of the last report from this office, there was pending in the circuit court, a suit in which this Board was made defendant, which was instituted to determine the interpretation of the statute that authorizes this Board to operate the schools, which reads as follows:

“Section 404. The said Board shall have government and control of all normal schools, and shall have power therefor: 1. To make rules, regulations and by-laws for good government and management of the same, in each department thereof. 2. To appoint principals and assistants, and such other teachers and officers and to employ such persons as may be required for each said schools; to fix the salary of each person so appointed and employed, and to prescribe their several duties. 3. To remove at pleasure, any principal, assistant or other officer or person, from any office or employment in connection with any such school.”

The history of the case is as follows:

In February, 1892, some students of the Milwaukee Normal School presented charges to the Board against the

President's Report.

president of that school. The Board investigated the charges. During the inquiry it was found that Silas Y. Gillan, a teacher in the school, had been so related to the administration of the school, that this Board deemed it in the interest of the school to dismiss Mr. Gillan, and voted to that end on the 16th of March, 1892.

On June 28 succeeding, Mr. Gillan demanded salary for the balance of the school year, which closed June 23, claiming \$647.68. The claim in his complaint, served upon the Board on August 30, 1892, was placed at \$791.68 with interest, costs and disbursements in the action.

At the meeting of the Board held July 13-15, 1892, the Board had conceded that \$141.68 was due, and having learned at a later date that Mr. Gillan had failed to realize upon a check which was designed to pay salary due before his dismissal, the Board joined issue with him in the Circuit Court, making a tender in defense of \$291.68 and accrued interest.

The case was tried in the November term of the Dane county circuit court, 1893, and decision was rendered for the defendant, whereupon the plaintiff appealed to the supreme court of the state, and a decision was rendered by that court, on the first day of May, 1894, in substance as follows:

SCHOOL BOARD—POWER TO DISMISS TEACHER.

"If the exercise of this discretionary power conferred on the Board by the statute is not effectual to remove a teacher in the normal schools, and terminate his wages, then the statute is nugatory, and has no force whatever, and it had better be repealed. We can come to no other conclusion than that of the circuit court,—that the plaintiff was entitled to no compensation or salary beyond the 18th day of April, 1892. The removal of the plaintiff is not questioned as an abuse of the discretion of the Board. This has been a very unfortunate controversy; but it is better that it has been in the courts, than before the Board of Regents of Normal Schools, on the trial of charges against the plaintiff, with the view of his removal for cause, and it has done far less harm to the plaintiff or the school. The

President's Report.

plaintiff's competency and ability as a teacher have not been questioned, or his moral character assailed. He had unfortunately become embroiled in controversies which impaired his usefulness as a teacher, and threatened the success, peace and harmony of the school. It was thought, no doubt, by the Board, that his removal in this quiet way would promote the interests of the Milwaukee school, and the Board has not been charged with any other motive. This important case has been very ably presented by the learned counsel of both sides, and we have endeavored to give to it sufficient attention to arrive at a correct conclusion. The judgment of the circuit court is affirmed."

INSTITUTES.

A standing committee of this board, selected with special reference to the interests involved, and designated as "Committee on Institutes," has given marked attention to Teachers' Institutes during the past two years. It has been active in response to all needs and demands, has kept in touch with the character and scope of the work undertaken and its efforts have elicited the approval of Superintendents and Teachers.

The conclusion appears to be warranted that these meetings afford indispensable means for disseminating better and more progressive methods in school work.

SOURCES OF REVENUE.

Our revenue is variable from year to year and cannot be accurately estimated. For the next year the estimate is as follows:

From investment of Normal School Fund.....	\$98,157 31
From tuition fees, book-rents, sales, etc	14,500 00
From institute appropriations (Ch. 214, Laws 1883)	1,500 00
From appropriation Milwaukee School (Ch. 364, Laws 1885)...	10,000 00
From appropriation 1 20 mill tax (Ch. 185, Laws 1893)	30,000 00
Total	<u>\$154,157 31</u>

President's Report.

Estimated cost of the operation of the six schools and the teachers' institutes for the school year ending June 30th, 1895, is as follows:

Salaries.....	\$126,161 79
Miscellaneous expenses at schools	12,301 20
Insurance.....	3,500 00
Fuel.....	9,200 00
Official visitors.....	600 00

BOARD EXPENSES.

Printing.....	400 00
Office and Regents' expenses.....	4,500 00
Teachers' Institutes.....	7,500 00
Total.....	<u>\$164,162 99</u>

In the foregoing estimate, no provision is made for needed repairs or for the purchase of apparatus to keep the schools abreast of like institutions elsewhere.

The work required of Normal Schools, demands teachers of superior ability, and it has been the aim of this board to secure able men and women for instructors; but the salaries we can pay are limited by the means at command, and the board is at times compelled to employ young teachers with little experience, in the hope that presidents can train them to fill important positions, and when success has rewarded this effort, and the trained teacher demands substantial recognition of merit, that recognition is often met by schools with greater revenue, and thus our faculties become training classes for other schools.

As the schools mature, larger sums must be spent yearly for the maintenance of buildings, libraries, apparatus and furniture, while the per cent. of income from the endowment is being diminished, owing to the ability of borrowers to fund their debts at lower rates of interest.

Additional aid from the state in support of Normal Schools and Teachers' Institutes is imperative under existing conditions.

President's Report.

Prior to 1885 the state had made no appropriations for the support of Normal schools, but since that time has dealt with them fairly.

The increase in number of schools, the great increase in number of students, the natural deterioration in buildings and furnishings demand increased permanent aid, and to that end it is recommended that legislation be sought that will add effectively to the annual revenue of the board — without this increase the Seventh Normal School cannot be established and successfully maintained.

This increase can best be accomplished by repealing chapter 364, Laws of 1885, and section 3 of chapter 185, Laws of 1893, and the enactment of a statute appropriating annually one fifth of one mill on the dollar of the taxable property of the state, for the maintenance of Normal Schools.

DETAILED EXPENDITURES.

The entire lists of warrants drawn since the last biennial report by the Board are recited below:

Warrants drawn during the year closing July 22, 1893.

1892.				
1	July	26	Jos. Meinhardt, building.....	\$250 00
2		29	A. H. Main, insurance premium.....	197 00
3		30	J. W. Hume, pay roll.....	50 00
4		30	D. J. Gardner, pay roll.....	66 50
5		30	F. P. Ainsworth, pay roll.....	50 00
6		30	E. M. Johnson, pay roll.....	99 50
7	Aug.	5	E. J. Evans, concrete walk.....	300 00
8		5	W. D. Parker, salary, secretary.....	150 00
9		6	John Schneider, fuel.....	461 00
10		6	B. Goldsmith, pay roll, Milwaukee.....	62 50
11		8	T. B. Pray, expense.....	9 25
12		9	A. J. Hutton, expense, service.....	82 53
13		10	J. E. Riordan, expense, service.....	23 70
14		13	W. J. Brier, expense, service.....	142 19
15		13	P. H. Hewitt, expense, service.....	45 42
16		13	T. B. Pray, expense, service.....	139 80
17		15	Mary D. Bradford, expense, service.....	26 49
18		15	F. Cleary, expense, service.....	30 72
19		20	Cora L. Chamberlain, expense, service.....	45 17
20		20	Alice H. Shultes, expense, service.....	44 67
21		20	A. J. Hutton, expense, service.....	139 80
22		25	E. J. Evans, concrete walk.....	400 00
23		25	Jos. Meinhardt, building.....	250 00
24		27	H. L. Terry, expense, service.....	163 72
25		29	D. Cameron, expense, service.....	40 92
26		29	C. R. Showalter, expense, service.....	124 18
27		31	W. L. Morrison, expense, service.....	164 22
28		31	F. Cleary, expense, service.....	48 54
29		31	F. Pitts, grading.....	75 00

President's Report.

30	Sept.	5	State of Wisconsin, book, paper case	\$175 00
31		5	D. J. Gardner, pay roll, Platteville	200 70
32		5	J. W. Hume, pay roll, Oshkosh	85 00
33		5	F. P. Ainsworth, pay roll, River Falls	88 75
34		5	E. M. Johnson, pay roll, Whitewater	95 00
35		5	Hicks Printing Co., printing	123 65
36		5	Crandall Printing Co., printing	69 50
37		5	E. D. Coc, printing	123 00
38		5	Whitewater Lumber Co., fuel	606 95
39		5	W. D. Parker, salary, secretary	150 00
40		5	L. N. Stewart, expense, service	69 35
41		5	W. J. Brier, expense, service	154 03
42		5	A. W. Dassler, expense, service	75 45
43		5	E. W. Walker, expense, service	142 86
44		5	D. H. Schuler, expense, service	73 22
45		5	C. H. Sylvester, expense, service	154 45
46	Sept.	5	A. J. Hutton, expense, service	\$38 12
47		5	T. B. Pray, expense, service	194 64
48		5	Jno. N. Foster, expense, service	33 39
49		5	Charlotte E. Richmond, expense, service	80 95
50		5	W. C. Hewitt, expense, service	14 40
51		5	Geo. C. Shutts, expense, service	177 46
52		5	A. A. Upham, expense, service	36 11
53		5	W. H. Williams, expense, service	25 00
54		5	Mary D. Bradford, expense, service	25 32
55		5	J. I. Jegl, expense, service	116 20
56		5	W. C. Hewitt, expense, service	67 09
57		5	Mary J. Gillan, expense, service	83 87
58		5	E. C. Wisewall, expense, service	46 35
59		5	C. P. Sinnott, expense, service	92 68
60		9	M. P. Rindlaub, printing	139 00
61		9	Rand, McNally & Co., maps	63 95
62		9	B. Goldsmith, pay roll, Milwaukee	62 50
63		14	Hicks Printing Co., printing	78 35
64		14	J. A. Henry, blackboards	33 60
65		14	C. H. Chapman, expense, service	168 06
66		14	O. E. Wells, service	48 00
67		16	M. McMahon, expense, service	25 00
68		16	B. Uhrig & Son, fuel	719 01
69		16	F. W. Meisnest, expense, service	102 04
70		16	G. S. Albee, book case	50 00
71		19	P. L. Marden, curbing, grading, etc	1,080 04
72		20	U. S. School Furniture Co., furniture	94 48
73		21	J. W. Hume, pay roll, Oshkosh	2,557 50
74		21	F. P. Ainsworth, pay roll, River Falls	1,768 52
75		27	A. Van Valkenburgh, service	62 15
76		30	D. J. Gardner, pay roll, Platteville	1,913 85
77		30	E. M. Johnson, pay roll, Whitewater	2,120 00
78	Oct.	1	W. D. Parker, salary, secretary	150 00
79		1	F. A. Thayer, reconstruction	489 50
80		1	E. D. Levings, papering, varnishing	118 25
81		1	O. W. Newcomb & Co., furniture	21 00
82		1	Wis. Journal of Education, printing	12 50
83		1	M. J. Cantwell, printing	88 50
84		1	W. J. Brier, expense	26 20
85		1	C. H. Chapman, expense	11 43
86		1	W. C. Hewitt, expense	11 80
87		1	A. J. Hutton, expense	9 88
88		1	T. B. Pray, expense	9 75
89		3	B. Goldsmith, pay roll, Milwaukee	1,769 50
90		3	H. M. Harmon, repairs	155 02
91		5	Youells & Avery, wall paper	59 30
92		5	Postmaster at Madison, postage	61 19
93		12	L. Favour, apparatus	64 62
94		12	M. C. Pierce, repairs	12 50
95		12	W. & D. Meyer, cistern	180 00
96		17	J. V. Gardner, fuel	650 00
97		21	J. W. Hume, pay roll, Oshkosh	2,560 00
98		21	F. P. Ainsworth, pay roll, River Falls	1,787 27
99		21	E. M. Johnson, pay roll, Whitewater	2,151 50
100		22	Wyckoff, Seamens & Benedict, apparatus	117 65
101		25	D. J. Gardner, pay roll, Platteville	1,904 00
102		25	B. Goldsmith, pay roll, Whitewater	1,769 50
103		26	W. & D. Meyer, cistern	138 00
104		26	Pitts Bros., grading	90 00
105	Oct.	26	Jos. Meinard and others, building	\$725 00
106		31	P. L. Marden & Bro., grading	114 75

President's Report.

107	Nov.	1	W. D. Parker, salary, secretary.	\$150 00
108		2	J. W. Queen & Co., chemicals, etc.	105 34
109		5	Eimer & Amend, chemicals	122 28
110		5	W. C. Hewitt, expense, service	19 56
111		11	C. H. Chapman, expense, service	31 67
112		11	Frank Taylor, fuel	7 28
113		16	Democrat Printing Co., printing	58 31
114		16	A. F. North, expense	41 00
115		16	J. W. Hume, pay roll, Oshkosh	2,532 50
116		16	F. P. Ainsworth, pay roll, River Falls	1,818 97
117		16	E. M. Johnson, pay roll, Whitewater	2,123 00
118		16	Badger Typewriter and Sta. Co., apparatus	129 90
119		23	Wyckoff, Seamens & Benedict, apparatus	100 00
120		23	L. D. Harvey, expense, service	32 37
121		23	B. Goldsmith, pay roll, Milwaukee	1,774 50
122		23	D. J. Gardner, pay roll, Platteville	1,923 00
123		28	Wyckoff, Seamens & Benedict, apparatus	102 00
124		29	W. C. Hewitt, expense, service	46 70
125		29	Lutie E. Stearns, expense	6 04
126		29	Mary D. Bradford, expense	12 85
127		30	Sarah H. Miner, service	74 35
128	Dec.	1	W. D. Parker, salary, secretary	150 00
129		5	Educational Pub. Co., books	7 82
130		5	Thos. Charles Co., books	40 32
131		5	L. D. Harvey, expense, service	21 82
132		5	W. J. Brier, expense, service	80 39
133		7	Lizzie Hughes, expense, service	11 72
134		8	W. C. Hewitt, expense, service	33 45
135		8	Helen A. Woods, expense, service	10 00
136		13	W. C. Hewitt, expense, service	16 70
137		13	C. H. Chapman, expense, service	58 87
138		13	T. B. Pray, expense, service	85 42
139		13	W. J. Brier, expense, service	66 45
140		13	Jno. Martin, regrading	127 30
141		13	H. Kleinhammer, building	503 00
142		13	H. B. Hubbell, expense	7 24
143		13	A. J. Hutton, expense, service	151 58
144		15	J. W. Hume, pay roll, Oshkosh	2,430 00
145		15	F. P. Ainsworth, pay roll, River Falls	1,837 27
146		15	E. M. Johnson, pay roll, Whitewater	2,123 00
147		20	C. Goldsmith, pay roll, Milwaukee	1,774 50
148		21	U. S. School Furniture Co., furniture	66 30
149		21	DesForges & Co., books	7 43
150		24	D. J. Gardner, pay roll, Platteville	1,921 50
151		24	Thos. Charles Co., stationery	72 60
152		24	O. E. Wells, service	15 00
153		24	Wisconsin Wagon Co., apparatus	30 13
154		29	Sarah H. Miner, service	60 95
155		29	E. D. Levings, papering	60 00
156		29	H. Martens, furniture	125 00
157		29	H. A. Simonds, expense	16 09
158	Jan.	2	J. E. Fawcett, apparatus	95 70
159		2	J. V. Gardner, fuel	892 50
160		2	J. H. Steinman, special assessment	732 35
161		2	W. D. Parker, salary, secretary	150 00
162		17	Aug. Greenhagen, fuel	1,270 00
163		18	J. W. Hume, pay roll, Oshkosh	2,430 00
164	Jan.	18	E. M. Johnson, pay roll, Whitewater	\$2,147 00
165		19	F. P. Ainsworth, pay roll, River Falls	1,765 34
166		24	B. Goldsmith, pay roll, Milwaukee	1,774 50
167		25	D. J. Gardner, pay roll, Platteville	1,884 75
168		25	Sarah H. Miner, service	60 00
169	Feb.	1	B. Goldsmith, local repairs, supplies	716 27
170		1	J. W. Hume, local repairs, supplies	1,794 18
171		1	D. J. Gardner, local repairs, supplies	1,605 43
172		1	F. P. Ainsworth, local repairs, supplies	1,051 14
173		1	E. M. Johnson, local repairs, supplies	1,884 48
174		3	F. P. Ainsworth, expense, service	220 75
175		3	D. J. Gardner, expense, service	185 81
176		3	B. Goldsmith, expense, service	35 00
177		3	Ira A. Hill, expense, service	38 46
178		3	J. W. Hume, expense, service	39 50
179		3	E. M. Johnson, expense, service	23 12
180		3	B. B. Park, expense, service	36 76
181		3	L. D. Harvey, expense	12 72
182		3	G. S. Albee, expense	42 60
183		3	D. McGregor, expense	43 27

President's Report.

184	Feb.	3	J. Q. Emery, expense.....	\$18 25
185		3	A. Salisbury, expense.....	86 01
186		3	W. D. Parker, salary, secretary.....	150 00
187		3	T. B. Pray, service.....	22 00
188		3	Binner Engraving Co., engraving.....	11 80
189		3	Democrat Printing Co., printing.....	20 25
190		3	W. D. Parker, expressage.....	17 56
191		3	W. D. Parker, expense.....	162 52
192		3	W. D. Parker, clerk hire.....	153 40
193		3	J. J. Mapel, expense.....	7 25
194		3	Michael Kirwan, expense, service.....	16 95
195		3	City Treasurer of Oshkosh, special assessment.....	845 26
196		3	E. J. Evans, concrete walk.....	95 00
197		3	Henry Kleinhammer, repairs.....	75 77
198		3	C. M. Sikes, supplies.....	195 85
199		3	Eimer & Amend, chemicals, etc.....	105 24
200		3	W. D. Parker, reimbursement.....	458 52
201		11	E. A. B rge, expense, visitor.....	15 93
202		11	Jno. Schneider, fuel.....	196 75
203		13	A. J. Hutton, service.....	11 00
204		15	Thos. Martin, fuel.....	150 00
205		15	F. P. Ainsworth, pay roll, River Falls.....	1,908 52
206		15	E. M. Johnson, pay roll, Whitewater.....	2,123 00
207		15	J. W. Hume, pay roll, Oshkosh.....	2,547 50
208		18	J. V. Gardner, fuel.....	394 87
209		21	D. J. Gardner, pay roll, Platteville.....	1,896 50
210		22	J. Reynolds, fuel.....	272 50
211		22	A. W. Rankin, expense, visitor.....	20 30
212		25	Sarah H. Miner, service.....	70 00
213		25	B. Goldsmith, pay roll, Milwaukee.....	1,774 50
214	Mar.	2	W. D. Parker, salary, secretary.....	150 00
215		15	Mrs. L. R. Gott, expense, visitor.....	24 70
216		15	W. J. Brier, expense, service.....	23 60
217		15	J. W. Hume, pay roll, Oshkosh.....	2,552 50
218		15	F. P. Ainsworth, pay roll, River Falls.....	1,832 27
219		15	E. M. Johnson, pay roll, Whitewater.....	2,123 00
220		15	W. C. Hewitt, expense, service.....	19 35
221		15	Taylor Frye, expense, service.....	33 25
222		15	D. J. Gardner, repairs.....	121 79
223	Mar.	16	J. W. Hume, repairs.....	\$16 90
224		18	J. F. Sims, expense, service.....	40 87
225		21	B. Goldsmith, pay roll, Milwaukee.....	1,774 50
226		21	D. J. Gardner, pay roll, Platteville.....	1,892 50
227		21	John Lawrence, fuel.....	67 31
228		21	The Western Bank Note Eng. Co., printing.....	45 00
229		21	Chas. H. Chapman, expense.....	48 85
230		33	Des Forges & Co., reference books.....	79 29
231		28	The Charles Baumbach Co., chemicals.....	30 49
232		28	Clement, Williams & Co., furniture.....	80 00
233		28	Jacob Johnson & Son, fuel.....	434 07
234		28	Sarah H. Miner, service, etc.....	78 16
235		31	Phil Dugan, repairs.....	203 17
236		31	James Jensen, repairs.....	105 75
237		31	Eimer & Amend, chemicals.....	5 01
238	Apr.	1	W. D. Parker, salary, secretary.....	150 00
239		1	W. L. Morrison, expense, service.....	37 79
240		5	A. J. Hutton, expense, service.....	89 67
241		5	T. B. Pray, expense, service.....	80 28
242		5	John Schneider, fuel.....	85 90
243		6	W. C. Hewitt, expense, service.....	82 20
244		7	W. A. Olmsted, apparatus.....	9 65
245		7	D. O. Mahoney, expense, service.....	36 30
246		11	Whitewater Lumber Co., fuel.....	675 20
247		12	August Greenhagen, fuel.....	500 00
248		19	F. P. Ainsworth, pay roll, River Falls.....	1,859 09
249		19	W. J. Brier, expense, service.....	101 88
250		19	E. M. Johnson, pay roll, Whitewater.....	2,132 00
251		19	J. W. Hume, pay roll, Oshkosh.....	2,522 50
252		22	W. C. Hewitt, expense, service.....	38 30
253		22	W. J. Brier, expense, service.....	29 84
254		22	F. P. Ainsworth, expenses, etc.....	86 83
255		22	D. J. Gardner, expenses, etc.....	34 00
256		22	Ira A. Hill, expenses, etc.....	64 22
257		22	J. W. Hume, expenses, etc.....	42 75
258		22	Michael Kirwan, expenses, etc.....	26 59
259		22	B. B. Park, expenses, etc.....	72 72
260		26	B. Goldsmith, expenses.....	17 00
261		26	E. M. Johnson, expenses.....	12 00

President's Report.

262	Apr.	26	Des Forges & Co., reference books	\$18 21
263		26	B. Uhrig & Son, fuel	142 80
264		26	Sarah H. Miner, service, etc	60 00
265		26	D. J. Gardner, pay roll, Platteville	1,892 50
266		26	B. Goldsmith, pay roll, Milwaukee	1,774 50
267		26	D. Appleton & Co., reference books	6 65
268		26	Harrit C. Magee, expense, se vice	16 89
269		29	C. H. Chapman, expense, service	24 58
270	May	1	W. D. Parker, salary, secretary	150 00
271		3	John Schneider, fuel	98 44
272		3	J. H. Gould, reference books	20 00
273		15	Library Bureau, stationery	66 85
274		15	The Evening Wisconsin Co., printing	55 00
275		16	J. W. Hume, pay roll, Oshkosh	2,467 00
276		17	E. M. Johnson, pay roll, Whitewater	2,123 00
277		18	F. P. Ainsworth, pay roll, River Falls	1,832 27
278		20	D. J. Gardner, pay roll, Platteville	1,892 50
279		20	W. D. Parker, clerk service	158 52
280		27	B. Goldsmith, pay roll, Milwaukee	1,774 50
281		29	H. A. Simonds, expense, visitor	17 55
282		29	I. N. Stewart, expense, visitor	13 60
283	June	3	W. D. Parker, salary, secretary	\$150 00
284		3	Lutia E. Stearns, expense, visitor	7 79
285		9	H. E. Robbins, expense	6 87
286		12	J. W. Hume, pay roll, Oshkosh	2,520 00
287		12	F. P. Ainsworth, pay roll, River Falls	1,931 16
288		12	Mary D. Bradford, expense, visitor	21 95
289		12	H. B. Hubbell, expense, visitor	9 24
290		12	Mrs. L. R. Golt, expense, visitor	22 40
291		15	J. N. Wilkinson, expenses	38 35
292		15	E. M. Johnson, pay roll, Whitewater	2,129 00
293		19	B. Uhrig & Son, fuel	71 40
294		19	M. J. Cantwell, printing	88 00
295		20	D. J. Gardner, pay roll, Platteville	1,892 50
296		24	B. Goldsmith, pay roll, Milwaukee	1,774 50
297		24	J. Knauber Lithographin & Co., printing	27 50
298		29	Michael Kirwan, expenses	11 65
299	July	1	W. D. Parker, salary, secretary	150 00
300		5	E. A. Birge, expense, visitor	7 99
301		5	J. W. Livingston, expense, visitor	31 30
302		7	W. H. Cheever, expenses	19 00
303		12	A. W. Rankin, expense, visitor	17 60
304		12	A. F. North, expense, visitor	48 00
305		12	J. J. Blaisdell, expense, visitor	19 04
306		12	T. B. Pray, expense, visitor	23 95
307		12	John F. Burke, expense, visitor	5 54
308		12	C. E. Patzer, expense, visitor	32 55
309		12	O. E. Wells, service	60 00
310		14	W. D. Parker, expense, stationery, printing	380 67
311		15	B. Goldsmith, repairs, supplies	863 75
312		15	J. W. Hume, repairs, supplies	1,900 80
313		15	D. J. Gardner, repairs, supplies	1,021 82
314		15	F. P. Ainsworth, repairs, supplies	849 01
315		15	E. M. Johnson, repairs, supplies	1,465 41
316		23	F. P. Ainsworth, expense, service	235 63
317		22	D. J. Gardner, expense, service	299 76
318		22	B. Goldsmith, expenses	63 00
319		22	I. A. Hill, expense, service	139 14
320		22	Jno W. Hume, expense, service	163 57
321		22	Michael Kirwan, expenses	24 64
322		22	B. B. Park, expense, service	200 73
323		22	L. D. Harvey, expenses	21 16
324		22	G. D. Albee, expenses	66 45
325		22	D. McGregor, expenses	44 06
326		22	A. Salisbury, expenses	16 70
327		22	R. M. Washford, service as attorney	160 00
328		22	C. N. Brown, service as commissioner	7 50
329		22	L. D. Harvey, expense, Fair exhibits	137 02
330		22	G. S. Albee, expense, Fair exhibits	173 20
331		22	D. McGregor, expense, Fair exhibits	160 44
332		22	J. Q. Emery, expense, Fair exhibits	217 70
333		22	A. Salisbury, expense, Fair exhibits	206 81
334		22	A. Salisbury, printing Normal history	127 72
335		22	A. Salisbury, writing Normal history	50 00
336		22	W. D. Parker, expense, Fair exhibits	22 12
337		22	J. W. Stearns, expense, visitor	27 25
338		22	Conrad Martin, extra service, janitor	60 00

Total Warrants July 16, 1892, to July 22, 1893.....\$145,990 16

*President's Report.*CLASSIFIED EXPENDITURES FOR THE YEAR ENDING JULY
22, 1893.

FOR THE SCHOOLS.	MILWAUKEE	OSHKOSH.	PLATTE- VILLE.	RIVER FALLS	WHITE- WATER.	TOTALS.
Apparatus	\$234 67	\$360 07	\$419 54	\$244 57	\$420 51	\$1,679 36
Building,	26 73	0 00	2,185 66	22 21	0 00	2,234 60
Fuel and Light,	982 03	2,200 51	1,909 67	991 78	2,174 24	8,258 30
Furniture.....	207 06	150 90	131 25	199 83	26 65	715 69
Miscellaneous	1,690 31	1,649 26	898 20	6-9 58	1,163 79	6,091 84
Printing.....	203 55	290 74	350 60	248 20	352 60	1,446 69
Reference Books..	313 93	308 15	133 27	104 45	203 77	1,063 57
Repairs	123 86	2,317 49	1,835 87	929 95	785 84	5,523 01
Salaries	18,184 05	25,254 50	19,467 65	18,759 43	21,489 00	103,154 64
Stationery.....	186 11	312 63	231 99	295 60	424 08	1,500 41
Text-Books.....	365 95	975 84	810 58	717 86	769 89	3,640 16
Totals	\$22,518 26	\$33,850 90	\$27,924 28	\$23,204 46	\$27,810 37	\$135,308 27
For the expenses of the Board, Committees and Secretary.....	\$2,895 70					
Postage, printing, stationery and incidentals	2,818 24					
Total.....						\$5,713 94
For the Teachers' Institutes, expenses of conductors	\$2,010 47					
salaries of conductors	2,908 00					
incidentals	49 48					
Total						\$4,967 95
Grand total expenditures						\$145,990 16

NOTE.—The salaries at schools bear an aggregate of \$944.00 that should be deducted, leaving the total cost of schools \$134,364 27. The same amount should be added to the salaries of conductors of institutes, making them equal, \$3,832.00, and making the total cost of institutes, \$5,911.95.

President's Report.

The following is a complete list of warrants drawn by the Board upon its Treasurer during year closing July 28th, '94.

1	1893.	John W. Hume, pay roll, Oshkosh	\$ 85 00
2	July 29	D. J. Gardner, pay roll, Platteville	90 00
3	29	F. P. Ainsworth, pay roll, River Falls	103 02
4	29	E. M. Johnson, pay roll, Whitewater	119 00
5	Aug. 3	W. D. Parker, secretary's salary, Board	150 00
6	July 22	R. G. Boone, expense, River Falls	11 50
7	Aug. 7	C. G. Knowles, chimney, River Falls	485 00
8	7	B. Goldsmith, pay roll, Milwaukee	99 50
9	7	A. E. Anderson, Institute	30 00
10	11	A. J. Hutton, Institute	66 15
11	11	T. A. Pray, Institute	73 42
12	11	Whitewater Lumber Co., coal, Whitewater	924 80
13	12	Jno. Schneider, coal, Whitewater	786 90
14	12	W. C. Hewitt, Institute	74 25
15	12	L. D. Harvey, Institute	106 36
16	19	C. P. Sinnott, Institute	91 76
17	19	L. H. Clark, Institute	52 22
18	19	D. E. Cameron, Institute	79 05
19	19	H. A. Simonds, Institute	64 18
20	19	F. P. Ainsworth, pay roll, River Falls	95 27
21	19	G. C. Shuts, Institute	70 79
22	19	Mrs. M. D. Bradford, Institute	20 00
23	19	J. E. Riordan, Institute	52 89
24	19	Smead Warrn. & Vent. Co., repairs, Whitewater	125 00
25	19	G. W. Sperbeck, painting, Whitewater	147 12
26	19	E. Bonnet & Son, repairs, Whitewater	18 68
27	19	T. H. Goodhue, repairs, Whitewater	103 52
28	22	B. Uhrig & Son, coal, Milwaukee	631 77
29	22	P. H. Hewitt, Institute	98 06
30	24	J. W. Livingston, Institute	137 81
31	24	J. A. James, Institute	85 55
32	24	C. P. Sinnott, Institute	50 86
33	24	H. M. Older, Institute	27 25
34	24	F. T. Oldt, Institute	62 50
35	26	L. D. Harvey, Institute	66 15
36	26	A. A. Upham, Institute	83 03
37	26	C. L. Showalter, Institute	173 05
38	26	H. L. Terry, Institute	104 28
39	28	T. Frye, Institute	73 45
40	28	W. C. Hewitt, Institute	135 85
41	28	C. D. Kipp, Institute	35 75
42	28	T. B. Pray, Institute	134 15
43	28	L. W. Wood, Institute	28 00
44	28	F. S. Ideson, roofing, Oshkosh	813 88
45	30	E. M. Johnson, pay roll, Whitewater	104 00
46	30	John W. Hume, pay roll, Oshkosh	135 00
47	30	L. H. Clark, Institute	43 55
48	30	D. O. Mahoney, Institute	48 70
49	30	L. Washburn, Institute	68 60
50	30	C. J. Brewer, Institute	23 50
51	30	J. M. Goodrich, Institute	23 00
52	31	W. D. Parker, secretary's salary, Board	150 00
53	31	A. J. Hutton, Institute	160 65
54	Sept. 2	W. J. Brier, Institute	302 71
55	2	S. S. Rockwood, Institute	57 62
56	2	J. F. Sims, Institute	81 14
57	2	G. C. Shuts, Institute	47 56
58	2	B. Goldsmith, pay roll, Milwaukee	112 50
59	2	D. J. Gardner, pay roll, Platteville	1,000 00
60	2	A. Greenhagen, wood, Oshkosh	1,020 00
61	2	C. E. Patzer, Institute	133 25
62	2	W. J. Pollock, Institute	93 22
63	2	I. M. Stewart, Institute	40 90
64	2	M. J. Cantwell, printing, Board	75 45
65	7	H. B. Hobbins, Insurance, Platteville	290 00
66	7	Mrs. M. D. Bradford, Institute	68 13
67	7	D. McGregor, Institute	29 30
68	7	F. W. Meisnest, Institute	88 78
69	7	C. E. Richmond, Institute	120 68

President's Report.

70	Sept.	7	J. E. Riordan, Institute.....	\$101 17
71		7	E. C. Wiswall, Institute.....	139 88
72		9	F. P. Ainsworth, expense, Board.....	68 87
73		9	D. J. Gardner, expense, Board.....	15 36
74		9	B. Goldsmith, expense, Board.....	8 88
75		9	I. A. Hill, expense, Board.....	50 31
76		9	John W. Hume, expense, Board.....	28 50
77		9	E. M. Johnson, expense, Board.....	24 00
78		9	M. Kirwan, expense, Board.....	8 00
79		9	B. B. Park, expense, Board.....	38 85
80		9	W. D. Parker, expense, etc., Institute.....	141 37
81		9	O. E. Wells, expense, Institute.....	36 00
82		9	R. M. Bashford, attorney's service, Stevens Point.....	10 00
83		9	J. A. Henry, repairs, Platteville.....	190 83
84		9	S. B. Spencer, repairs, Platteville.....	165 00
85		9	J. E. Fawcett, repairs, Platteville.....	338 55
86		9	Pitts Bros., repairs, Platteville.....	7 05
87		9	J. V. Gardner, wood, Platteville.....	487 50
88		9	J. P. Haire, books, Platteville.....	60 00
89		9	Sarah H. Miner, service, Platteville.....	70 00
90		9	W. L. Morrison, Institute.....	88 40
91		9	C. D. Kipp, Institute.....	33 60
92		9	C. P. Sinnott, Institute.....	114 89
93		11	H. Severin, Institute.....	71 46
94		13	L. D. Harvey, Institute.....	42 30
95		13	A. J. Hutton, Institute.....	135 74
96		13	M. McMahon, Institute.....	33 00
97		13	T. B. Fray, Institute.....	151 49
98		13	H. Kleinhammer, repairs, Platteville.....	238 79
99		18	U. S. School Furn. Co., desks, Whitewater.....	92 60
100		18	W. C. Hewitt, Institute.....	133 45
101		22	John W. Hume, pay roll, Oshkosh.....	2,625 00
102		22	D. J. Gardner, pay roll, Platteville.....	1,781 00
103		22	E. M. Johnson, pay roll, Whitewater.....	2,058 00
104		23	Shattuck & Hsiop, livery, Superior.....	14 00
105		26	A. Greenhagen, wood, Oshkosh.....	295 00
106		26	A. G. Spaulding & Bro., apparatus, Platteville.....	383 10
107		26	Pitts Bros., apparatus, Platteville.....	7 81
108		26	H. Martin, apparatus, Platteville.....	60 00
109		26	K. T. Verran, repair, Platteville.....	2 00
110		27	W. J. Brier, Institute.....	54 80
111		27	F. P. Ainsworth, pay roll, River Falls.....	1,853 50
112		27	B. Goldsmith, pay roll, Milwaukee.....	1,887 50
113		28	C. G. Knowles, chimney, River Falls.....	48 20
114		28	Johnson & Elertson, chimney, River Falls.....	60 95
115		28	A. W. Lund, chimney, River Falls.....	2 00
116		28	F. A. Thayer, chimney, River Falls.....	2 75
117	Oct.	1	W. D. Parker, secretary's salary, Board.....	150 00
118		11	W. J. Brier, Institute.....	79 61
119		11	Sarah H. Miner, service, Platteville.....	60 00
120		11	H. B. Hubbell, expense visitor, Whitewater.....	12 52
121		13	Weber & Faber, building, Oshkosh.....	5,000 00
122		16	A. Hardy, expense, visitor, Milwaukee.....	22 70
123		19	John W. Hume, pay roll, Oshkosh.....	2,735 00
124		19	E. M. Johnson, pay roll, Whitewater.....	2,146 00
125		20	D. J. Gardner, pay roll, Platteville.....	1,900 00
126		23	A. L. Robins & Co., apparatus, River Falls.....	80 00
127		23	W. D. Parker, building, Stevens Point.....	82 46
128		25	B. Uhrig & Son, coal, Milwaukee.....	31 84
129		26	Weber & Faber, building, Oshkosh.....	1,500 00
130		26	Taylor & Gleason, Institute, etc.....	16 50
131		30	B. Goldsmith, pay roll, Milwaukee.....	1,887 50
132		30	F. P. Ainsworth, pay roll, River Falls.....	1,850 00
133		30	U. S. School Furniture Co., desks, Platteville.....	74 62
134		30	U. S. School Furniture Co., desks, Milwaukee.....	126 50
135		30	Pitts Bros., desks, Platteville.....	6 38
136		30	Wittig Plumbing Co., repairs, Milwaukee.....	36 40
137	Nov.	1	W. D. Parker, secretary's salary, Board.....	150 00
138		1	M. S. Frawley, expense, visitor, Milwaukee.....	22 95
139		1	W. J. Brier, expense, visitor, Whitewater.....	25 65
140		9	Sarah H. Miner, service, Platteville.....	60 00
141		9	Weber & Faber, building, Oshkosh.....	3,500 00
142		9	Perkins & Selby, building, Stevens Point.....	1,789 68
143		13	Morrison, Plummer & Co., apparatus, Platteville.....	84 07
144		13	J. Gaffron, expense, visitor, River Falls.....	30 20
145		14	E. M. Johnson, pay roll, Whitewater.....	2,146 00
146		17	John W. Hume, pay roll, Oshkosh.....	2,636 00

President's Report.

147	Nov.	17	D. J. Gardner, pay roll, Platteville.....	\$1,890 00
148		17	W. C. Hewitt, Institute.....	154 05
149		17	D. D. Mayne, expense, visitor, Platteville.....	11 84
150		23	W. J. Brier, Institute.....	61 78
151		23	L. D. Harvey, Institute.....	11 00
152		23	B. Goldsmith, pay roll, Milwaukee.....	1,876 50
153		23	F. P. Ainsworth, pay roll, River Falls.....	1,875 50
154		23	L. H. Clark, Institute.....	18 15
155		25	W. C. Hewitt, Institute.....	206 35
156		25	R. A. Moore, expense, visitor, Oshkosh.....	17 83
157		29	W. H. Cheever, Institute.....	20 00
158		29	G. G. Williams, expense, visitor, River Falls.....	19 21
159		29	M. J. Cantwell, printing, Board.....	8 75
160	Dec.	1	W. D. Parker, secretary's salary, Board.....	150 00
161		2	J. V. Gardner, wood, Platteville.....	596 50
162		4	Painting Relief Com., painting, Milwaukee.....	39 45
163		4	A. J. Volland, expense, visitor, Platteville.....	17 90
164		11	John W. Hume, pay roll, Oshkosh.....	2,691 00
165		14	E. M. Johnson, pay roll, Whitewater.....	2,124 00
166		14	M. J. Guernsey, insurance, Platteville.....	87 50
167		14	W. H. Cheever, Institute.....	28 30
168		14	A. Salisbury, Institute.....	12 41
169		14	W. C. Hewitt, Institute.....	68 57
170		14	Bausch & Lomb Optical Co., apparatus, Milwaukee.....	350 00
171		18	Sarah H. Miner, expense, service, Platteville.....	90 00
172		22	B. Goldsmith, pay roll, Milwaukee.....	1,878 50
173		22	D. J. Gardner, pay roll, Platteville.....	1,879 00
174		22	F. P. Ainsworth, pay roll, River Falls.....	1,505 00
175		22	A. J. Hutton, Institute.....	40 90
176		22	T. B. Pray, Institute.....	60 37
177		22	L. D. Harvey, repairs, etc, Milwaukee.....	253 24
178		22	McKinzie & Crawford, coal, Oshkosh.....	116 77
179		23	Mrs. M. D. Bradford, Institute.....	19 02
180		26	J. H. Evans, insurance, Platteville.....	43 75
181		27	H. A. Simonds, expense, Oshkosh.....	8 84
182		27	D. McGregor, apparatus, etc, Platteville.....	114 21
183		29	R. B. Dudgeon, expense, Platteville.....	8 00
184	1894.			
185	Jan.	2	W. D. Parker, secretary's salary, Board.....	150 00
186		2	W. C. Hewitt, expense, River Falls.....	35 18
187		5	J. H. Evans, insurance, Platteville.....	43 75
188		5	W. A. Olmsted, apparatus, Platteville.....	236 22
189		8	W. Waters, architect fee, Oshkosh.....	500 00
190		11	J. L. Prentice, surveying, Stevens Point.....	10 00
191		11	E. Bonnett & Son, building, Stevens Point.....	2,377 88
192		17	Joe Pechacek, wood, River Falls.....	25 00
193		16	J. V. Gardner, wood, Platteville.....	692 50
194		19	Weber & Faber, building, Oshkosh.....	1,500 00
195		20	D. J. Gardner, pay roll, Platteville.....	1,890 00
196		20	F. P. Ainsworth, pay roll, River Falls.....	1,905 00
197		22	John W. Hume, pay roll, Oshkosh.....	2,753 75
198		25	B. Goldsmith, pay roll, Milwaukee.....	1,955 50
199		25	E. M. Johnson, pay roll, Whitewater.....	2,159 50
200		31	C. L. Rollins, wood, River Falls.....	187 50
201		31	G. Grimm, stationery, Board.....	10 00
202	Feb.	1	W. D. Parker, secretary's salary, Board.....	150 00
203		3	R. M. Bashford, fee, Stevens Point.....	5 00
204		3	Taylor & Gleason, printing, Board.....	4 75
205		3	H. B. Codd, expressage, Board, etc.....	10 90
206		3	W. U. Telegraph Co., telegraphing, Board, etc.....	11 65
207		3	G. W. Chinnoch, wood, River Falls.....	68 68
208		7	B. Goldsmith, repairs, supplies, Milwaukee.....	794 80
209		7	John W. Hume, repairs, supplies, Oshkosh.....	1,342 77
210		7	D. J. Gardner, repairs, supplies, Platteville.....	1,077 66
211		8	F. P. Ainsworth, repairs, supplies, River Falls.....	500 70
212		8	E. M. Johnson, repairs, supplies, Whitewater.....	1,153 72
213		8	F. P. Ainsworth, expense, Board.....	88 32
214		8	D. J. Gardner, expense, service, Board.....	\$136 10
215		8	B. Goldsmith, expense, Board.....	7 00
216		8	Ira A. Hill, expense, service, Board.....	88 16
217		8	John W. Hume, expense, service, Board.....	121 40
218		8	E. M. Johnson, expense, service, Board.....	56 10
219		8	M. Kirwan, expense, Board.....	9 50
220		8	B. B. Park, expense, service, Board.....	80 96
221		8	W. D. Parker, expense, reimbursement, Board.....	167 42
222		8	George E. Bryant, postage, Board.....	66 64
223		8	F. M. Hall, clerk service, Board.....	49 49

President's Report.

228	Feb.	8	J. Johnson & Son, wood, River Falls	\$228 88
224		8	A. Salisbury, expense, Whitewater	11 25
225		8	Tracy, Gibb & Co., printing, Whitewater	167 00
226		13	A. J. Volland, visitor, Platteville	8 89
227		13	John Lawrence, fuel, River Falls	81 85
228		16	E. H. Currier, fuel, River Falls	161 00
229		16	X. V. Reynolds, fuel, River Falls	188 63
230		21	Aug. Greenhagen, fuel, Oshkosh	265 00
231		21	L. D. Harvey, pay roll, Milwaukee	1,967 50
232		21	John W. Hume, pay roll, Oshkosh	2,750 00
233		21	D. J. Gardner, pay roll, Platteville	1,890 00
234		23	F. F. Ainsworth, pay roll, River Falls	1,770 00
235		23	E. M. Johnson, pay roll, Whitewater	2,146 00
236		23	E. Bonnett & Son, building, Stevens Point	2,401 25
237	Mar.	1	W. D. Parker, Board	150 00
238		9	Cook & Brown Lime Co., fuel, Oshkosh	15 00
239		19	E. Bonnett & Son, building, Stevens Point	3,062 46
240		19	E. A. Birge, visitor, Oshkosh	7 85
241		19	H. A. Simond, visitor, Oshkosh	6 67
242		19	Taylor Frye, Institutes	25 00
243		19	A. J. Hutton, Institutes	162 37
244		20	L. D. Harvey, Institutes	31 40
245		20	T. B. Pray, Institutes	173 21
246		20	L. D. Harvey, pay roll, Milwaukee	1,903 50
247		20	John W. Hume, pay roll, Oshkosh	2,717 00
248		20	D. J. Gardner, pay roll, Platteville	1,747 00
249		20	F. P. Ainsworth, pay roll, River Falls	1,736 50
250		20	E. M. Johnson, pay roll, Whitewater	2,025 00
251		26	Tracy, Gibbs & Co., Board, printing	53 35
252		26	D. J. Goodwin, clerk, Board	40 63
253		26	W. H. Cheever, Institutes	68 00
254		31	Western Bank Note & Engraving Co., printing, Board	75 00
255	Apr.	2	W. D. Parker, salary, Board	150 00
256		5	H. B. Hubbell, visitor, Whitewater	18 42
257		5	Ed. McLoughlin, Institutes	29 25
258		5	W. H. Cheever, Institutes	36 40
259		9	F. E. Hamlin, Institutes	25 00
260		9	W. C. Hewitt, Institutes	180 25
261		9	L. D. Harmon & Son, insurance, Oshkosh	120 00
262		9	G. I. Luscher, insurance, Oshkosh	40 00
263		9	Uhrig & Son, fuel, Milwaukee	58 30
264		9	J. W. Brier, Institutes	219 06
265		9	J. F. Sms, Institutes	74 95
266		11	T. B. Pray, Institutes	151 41
267		11	McKinzie & Crawford, fuel, Oshkosh	117 93
268		13	Shattuck & Hislop, livery, Board	17 00
269		13	The Euclid Hotel, Superior	15 75
270		21	E. Bonnett & Son, building, Stevens Point	5,582 63
271		21	L. D. Harvey, expense, Board	11 35
272		23	G. S. Albee, expense, Board	30 99
273		13	D. McGregor, expense, Board	11 50
274		13	John Hull, expense, Board	30 85
275		13	A. Salisbury, expense, Board	8 72
276		13	F. P. Ainsworth, expense, service, Board	47 47
277		13	D. J. Gardner, expense, service, Board	141 30
278		13	Ira A. Hill, expense, Board	33 70
279		13	John W. Hume, expense, service, Board	121 60
280		13	E. M. Johnson, expense, service, Board	119 85
281		13	Michael Kirwan, expense, Board	19 70
282		17	A. J. Volland, visitor, Platteville	16 98
283		21	A. J. Hutton, Institute	141 87
284		21	John W. Hume, pay roll, Oshkosh	2,717 00
285		23	D. J. Gardner, pay roll, Platteville	1,813 00
286		23	F. P. Ainsworth, pay roll, River Falls	1,919 50
287		23	E. M. Johnson, pay roll, Whitewater	1,941 50
288		23	E. M. Johnson, pay roll, Whitewater	100 00
289		23	G. C. Shuts, Institutes	24 93
290	May	2	W. J. Turner, pay roll, Milwaukee	1,967 50
291		2	W. D. Parker, salary, Board	150 00
292		11	W. C. Hewitt, Institutes	28 50
293		12	Cook & Brown Lime Co., fuel, Oshkosh	15 00
294		16	W. C. Hewitt, visitor, River Falls	27 65
295		17	Alfred Scarlett, livery, Board	16 00
296		17	R. M. Bashford, fees, Superior	10 00
297		17	B. Uhrig & Son, fuel, Milwaukee	58 30
298		17	W. J. Turner, pay roll	1,967 50
299		17	Oliver E. Wells, service, Institutes, etc.	45 00

President's Report.

300	May	23	John W. Hume, pay roll	\$2,750 00
301		23	D. J. Gardner, pay roll	1,890 00
302		23	F. P. Ainsworth, pay roll	1,905 00
303		23	E. M. Johnson, pay roll	2,146 00
304		23	G. G. Williams, visitor, River Falls	23 86
305	June	2	W. D. Parker, salary, Board	150 00
306		4	C. E. Patzer, Institutes	16 25
307		4	The City of Superior (Wis.), return of gift	65,000 00
308		4	E. Bonnett & Son, building, Stevens Point	4,126 75
309		9	W. D. Kimball, architect, service, Milwaukee	100 00
310		15	Otto Gaffron, visitor, River Falls	25 95
311		18	W. J. Turner, pay roll	1,937 50
312		18	Jno. W. Hume, pay roll	2,750 00
313		18	D. J. Gardner, pay roll	1,890 00
314		18	F. P. Ainsworth, pay roll	1,905 00
315		18	E. M. Johnson, pay roll	2,095 50
316		18	K. B. Dudgeon, visitor, Platteville	10 98
317		18	J. L. Prentice, service, Stevens Point	31 00
318		18	T. B. Pray, pay roll, Stevens Point	165 00
319		29	E. Bonnett & Son, building, Stevens Point	5,083 45
320		29	F. P. Ainsworth, Board	183 66
321		29	G. S. Albee, expense, Oshkosh	9 59
322		29	R. M. Basford, fee, Board	150 00
323		29	Ira A. Hill, expense, service, Board	91 40
324		29	John W. Hume, expense, service, Board	17 95
325		29	Michael Kirwan, expense, Board	98 68
326		29	P. L. Marden & Bro, asphalt walks, Oshkosh	68 04
327		29	Byron B. Park, expense, Board	61 73
328		29	A. Salisbury, expense, Whitewater	16 00
329		29	W. J. Turner, expense, Board	21 00
330		29	Oliver E. Wells, expense, Board	150 00
331	July	2	W. D. Parker, salary, board	45 80
332		3	M. S. Frawley, visitor, Milwaukee	43 44
333		3	Albert Hardy, visitor, Milwaukee	18 98
334		3	Jno. Nagle, visitor, Milwaukee	1,500 00
335		3	Weber & Faber, building, Oshkosh	15 88
336		7	Cook & Brown Lime Co., fuel, Oshkosh	20 00
337		9	G. S. Luscher, insurance, Oshkosh	60 00
338		9	L. D. Harmon & Son, insurance, Oshkosh	84 25
339		11	Tracy, Gibbs & Co., printing, Board, etc	922 00
340		11	W. J. Turner, miscellaneous bills, Milwaukee	1,912 03
341		11	Jno. W. Hume, miscellaneous bills, Oshkosh	544 78
342		11	D. J. Gardner, miscellaneous bills, Platteville	664 42
343		11	F. P. Ainsworth, miscellaneous bills, River Falls	1,348 47
344		11	E. M. Johnson, miscellaneous bills, Whitewater	2,500 00
345		11	F. S. Ideson, heating apparatus, Stevens Point	1,245 48
346		16	Perkins & Selby, architect fees, Stevens Point	59 81
347		19	McKinzie & Crawford, coal, Oshkosh	29 27
348		19	W. J. Brier, expense, visitor, Whitewater	4 04
349		19	Geo. W. Peckham, expense, visitor, Whitewater	11 30
350		23	D. D. Mayne, expense, visitor, Platteville	37 90
351		28	F. P. Ainsworth, expense, services, Board	187 00
352		28	D. J. Gardner, expense, services, Board	51 71
353		28	Ira A. Hill, expense, services, Board	39 10
354		28	John W. Hume, expense, services, Board	19 00
355		28	Michael Kirwan, expense, services, Board	32 50
356		28	Byron B. Park, expense, Board	12 25
357		28	W. J. Turner, expense, Board	50 00
358		28	Carrie E. Allen, services, Oshkosh	30 60
359		28	G. S. Albee, expense, Oshkosh	97 65
360		28	James Chalmers, expense, Platteville	21 49
361		28	D. McGregor, expense, Platteville	10 48
362		28	L. D. Harvey, expense, Milwaukee	159 65
363		28	T. B. Pray, expense, Stevens Point	19 65
364		28	A. Salisbury, expense, Whitewater	17 00
365		28	E. M. Johnson, reimbursement, Whitewater	283 75
366		28	W. D. Parker, expense, Board, etc	252 64
367		28	W. D. Parker, miscellaneous bills, Board, etc	160 90
368		28	Weber & Faber, repairs, Oshkosh	

Grand total warrants, 1-368.....\$249,381 69

CLASSIFIED EXPENDITURES FOR THE YEAR CLOSING JULY 27th, 1894.

	Milwaukee.	Oshkosh.	Platteville.	River Falls.	Stevens Point	Superior.	Whitewater.	Total.
Apparatus.....	\$503 74	\$324 28	\$943 46	\$80 00			\$197 81	\$1,949 29
Building.....	66 00	13,506 85		598 90	\$28,545 86		6 00	42,723 61
Fuel and light.....	818 68	2,110 82	1,776 50	946 73			1,745 45	7,398 18
Furniture.....	177 76	10 20	185 90	4 50			204 46	582 82
Miscellaneous.....	575 28	554 42	1,130 04	463 54	308 38	*\$65,312 65	573 52	68,917 83
Printing.....	158 75	216 86	207 85	213 65			369 65	1,166 76
Ref. B. K.....	143 67	492 57	167 78	208 75			210 92	1,223 69
Repairs.....	362 31	949 27	1,232 81	117 76			844 28	3,506 43
Salaries.....	19,471 00	27,394 75	18,870 00	18,823 29	165 00		21,310 50	106,034 54
Stationery.....	145 44	436 57	184 86	158 22			227 09	1,152 18
Text Books.....	531 86	760 69	505 85	197 39			541 28	2,540 07
Water Rent.....	146 26	250 00					150 00	546 26
Total Schools.....	\$23,103 75	\$47,007 28	\$25,105 05	\$21,812 73	\$29,019 24	\$65,312 65	\$26,380 96	\$237,741 66
<i>Expenses of Board, committees and secretary's office.</i>								
Committees and secretaries, and per diem of committee men.....							\$2,005 76	
Incidentals.....							876 45	
Salary of secretary.....							1,800 00	
								\$4,682 21
<i>Expenses of teachers' institutes.</i>								
Conductors' salaries.....							\$4,809 50	
Conductors' expenses.....							2,032 48	
Incidentals.....							65 84	
								6,907 82
Grand total disbursements.....								\$249,331 69

* Warrant No. 307 drawn June 4, 1894, for \$65,000 in favor of the city of Superior and deposited with the state treasurer as all warrants are, for payment. See Proceedings Adjourned Semi-annual Meetings, page 14.

President's Report.

Sources of revenue for biennial period ending September 30, 1894.

	<i>Receipts</i> 1892-3	<i>Receipts</i> 1893-4.
Interest from bank depositories.....	\$1,624 49	\$5,739 83
Income from investments	99,819 01	100,024 97
Teachers' institute appropriation.....	1,477 99	1,726 95
Milwaukee school, ch. 364, ls. 1885.....	10,000 00	10,000 00
Tuition fees, books, seats, etc.....	14,366 29	13,268 60
1-20 mill tax, ch. 185, ls. 1893.....		32,700 00
Miscellaneous sources.....	31 28	397 68
Drainage fund, ch. 185, ls. 1892.....	70,939 02	
Gift from Stevens Point.....	50,000 00	
Gift from Superior	65,000 00	
Total.....	<u>\$313,258 08</u>	<u>\$163,858 03</u>

TEXT AND REFERENCE BOOKS.

Each of the schools purchases text books for the use of all students and pupils, and rents them at such rates as to maintain the books, provide a respectable reference library, and pay a librarian for services.

The receipts and expenditures for library purposes during the past two years are as follows:

Receipts.

	1892-3	1893-4	Total.
Milwaukee, book revenues.....	\$328 32	\$333 16	\$1,161 48
Oshkosh, book revenues.....	1,349 02	1,479 60	2,828 62
Platteville, book revenues.....	761 70	732 00	1,493 70
River Falls, book revenues.....	1,149 81	831 66	1,981 47
Whitewater, book revenues.....	1,046 56	885 49	1,932 05
Total.....	<u>\$ 4,885 41</u>	<u>\$4,561 91</u>	<u>\$9,397 32</u>

Expenditures.

	Text.	References.	Salaries.	Total.
Milwaukee.....	\$900 81	\$457 60	\$200 00	\$1,558 41
Oshkosh.....	1,736 53	800 72	200 00	2,737 25
Platteville.....	1,316 43	301 05	200 00	1,817 48
River Falls.....	915 25	313 20	200 00	1,428 45
Whitewater.....	1,311 17	414 69	200 00	1,925 86
Total.....	<u>\$6,180 19</u>	<u>\$2,287 26</u>	<u>\$1,000 00</u>	<u>\$9,467 45</u>

Total revenue from five libraries .. \$9,397 32

Total expense of five libraries..... 9,467 45

Excess of expenditures over revenues..... \$70 13

President's Report.

Total enrollment of students.

1892-3.	Normal.	Prepara- tory.	Grammar.	Interme- diate.	Primary.	Total.
Milwaukee.....	80		51	42	53	226
Oshkosh.....	424	107	116	44	60	751
Platteville.....	239	6	69	39	31	404
River Falls.....	252	51	60	35	59	457
Whitewater.....	276	49	23	44	51	443
Total.....	1,291	213	319	204	254	2,281
1893-4.						
Milwaukee.....	163		35	58	53	309
Oshkosh.....	455	82	113	64	52	766
Platteville.....	276		77	38	37	428
River Falls.....	248	38	44	41	45	416
Whitewater.....	209	57	30	35	40	351
Total.....	1,351	157	299	236	227	2,270

Number of Graduates.

Elementary Course and Advanced Course.

	1892-3.		1893-4.		Total.	
	Ele- mentary.	Advanced.	Ele- mentary.	Advanced.	Ele- mentary.	Advanced.
Milwaukee.....		31	10*	37	10*	68
Oshkosh.....	25	8	25	19	50	27
Platteville.....	3	26	9	28	12	54
River Falls.....	19	9	12	6	31	15
Whitewater.....	24	12	17	19	41	31
Total.....	71	86	73	109	144	195

* Kindergarten diplomas.

Total number of graduates from each course since the organization of the respective schools, not counting any person twice:

	Elementary.	Advanced.
Milwaukee, opened 1885.....		
Oshkosh, opened 1871.....	*10	219
Platteville, opened 1866.....	293	134
River Falls, opened 1875.....	93	341
Whitewater, opened 1868.....	176	65
Total.....	348	228
	920	987

*Kindergarten diplomas.

*President's Report.**Institutes.*

	1892-3.	1893-4.
No. of institutes held for counties, districts and cities.....	66	74
No. days of institutes.....	258	307
No. male teachers enrolled.....	1,047	1,301
No. female teachers enrolled.....	4,136	5,004
No. of teachers enrolled, total.....	5,183	6,305
No. of teachers in attendance, average.....	78.5	85.2
No. regular institute conductors.....	5	5
No. assistant institute conductors.....	33	34

The following loans from the Normal School Fund, premiums paid and cash balances, are reported by the Treasurer of the Board of Regents of Normal Schools, July 18th, 1894:

Light Horse Squadron.....	\$30,000 00
Beaver Dam city.....	12,000 00
Milwaukee city and city schools.....	230,000 00
Oshkosh city and bridge.....	2,000 00
Mineral Point city.....	10,000 00
Manitowoc county.....	70,000 00
Portage county.....	24,000 00
Total 4 per cents.....	\$378,000 00
Oshkosh city bridge—Total 4½ per cents.....	\$25,000 00
Winnebago county—Total 4¼ per cents.....	\$44,000 00
Eau Claire Light Guards.....	\$10,000 00
Hudson city.....	44,000 00
Madison city.....	25,000 00
Milwaukee city.....	20,000 00
Dunn county.....	60,000 00
Chippewa Falls city.....	9,000 00
Madison city—Board of Education.....	40,000 00
Total 4½ per cents.....	\$208,000 00
Ashland county.....	\$45,000 00
Ashland city.....	22,000 00
Chippewa Falls city.....	35,000 00
Columbus city hall.....	12,000 00
Columbus city school.....	5,000 00
Centralia city bridge.....	1,900 00
Durand city.....	3,000 00
Edgerton city.....	15,000 00
Eau Claire city.....	10,000 00
Kenosha city.....	100,000 00
La Crosse city.....	10,000 00
Madison city.....	90,000 00
Menasha city.....	15,750 00
Oshkosh city and bridge.....	27,000 00
Plymouth school district.....	10,000 00
Richland Center water works.....	5,000 00
Waushara county.....	4,000 00
Waupaca county.....	3,750 00

President's Report.

Florence county.....	\$6,000 00
Jackson county.....	18,000 00
Lincoln county.....	10,000 00
Washburn county.....	16,000 00
Whitefish Bay village.....	5,400 00
Grover town.....	1,800 00
Total 5 per cents.....	\$471,600 00
Waupaca town.....	\$2,000 00
Waupaca city.....	11,500 00
Phillips city.....	8,666 66
Total 5 per cents.....	\$493,766 66
Glenwood town.....	\$10,000 00
Boyd village.....	3,000 00
Pine River town.....	1,500 00
Total 6 per cents.....	\$14,500 00
Certificates of debt.....	\$515,700 00
Milwaukee city.....	90,000 00
Brown county.....	15,000 00
Lincoln county.....	1,565 04
Oneida county.....	1,969 91
Osceola village.....	600 00
Worcester town.....	1,000 00
School districts.....	1,527 47
Individuals.....	8,333 00
Certificates of sale.....	10,272 50
Total 7 per cents.....	\$645,967 92
Cash.....	\$15,461 78
Premiums.....	{ \$1,067 80 493 92 } \$1,561 72
Grand total Normal School Fund.....	\$1,826,258 08

RECAPITULATION AND COMPUTATION.

4 per cent. interest on \$378,000 00.....	\$15,120 00
4 1/2 25,000 00.....	1,031 25
4 1/2 44,000 00.....	1,870 00
4 1/2 208,000 00.....	9,360 00
5 493,766 66.....	24,688 33
6 14,500 00.....	870 00
7 645,967 92.....	45,217 75
Cash 17,023 50.....	
Total endowment \$1,826,258 08.....	
Total prospective income from endowment, '94-'95.....	\$98,157 30

I desire to commend the schools and the teachers' institutes to your favor and to the consideration of the people.

Respectfully,

Ira A. Hill

President.

Milwaukee Normal School.

APPENDIX.

REPORT OF THE PRESIDENT OF THE MILWAUKEE SCHOOL.

To the Board of Regents of Normal Schools:

I beg to submit the following report:

The enrollment of students in the Normal Department for the current year to April 1st, was 160.

In the Model Department, for the same period, 140.

A comparison of enrollment, attendance, and cost of instruction during the present year to date, and the year 1891-2, may prove interesting:

	1891-2.	1893-4.
Number of teachers in Normal Department proper.....	9	10
Increase in number of instructors.....		1
Salary roll for year.....	\$10,950 00	\$13,850 00
Increase in total amount of salaries.....		2,900 00
Per cent. of increase in salary roll.....		27
Average daily attendance.....	68	141
Per cent. of increase in average daily attendance.....		107
Cost per day's instruction of each pupil based on average daily attendance.....	81 c.	50 c.
Greater cost per day's instruction in 1891-2 than in 1893-4.....		31 c.
Greater per cent. of cost per day's instruction in 1891-2 than in 1893-4.....		62

ADDITIONAL TEACHERS.

From the foregoing data it will be evident that with one more teacher than two years ago, the work to be done by the teaching force has more than doubled. Even with relief afforded by the engagement of an additional teacher in January, every teacher is working to his highest capacity,

Milwaukee Normal School.

leaving little or no surplus time and energy for further study and investigation in new fields of thought.

In order to maintain even the present degree of efficiency in the work of the teaching force, it seems a necessity that with the opening of another year, another teacher be added to the faculty; a teacher of such ability, training, and experience as the dignity of the work of training teachers warrants.

In university, college, high school work, better teachers, at higher salaries are demanded. If the normal schools in Wisconsin are to properly do the work they assume to do, none but first-class teachers should be found in them. We should not rest content with the quality of work done at present in these schools. It should steadily improve to meet higher demands, and there is no way in which this improvement can be effected but by increasing the efficiency of the teaching force.

A still further reason for an additional teacher is to be found in the probable increase in the attendance at the school next year. Last year the enrollment was 32 greater than ever before; this year it is 38 greater than last year. At the close of last year I estimated that the enrollment would this year reach 150. This estimate was based on correspondence with and inquiries from prospective students. At least a dozen persons who had made definite arrangements to enter this year, found themselves unable to do so by reason of the financial depression.

The indications at this time, based upon data similar to that on which the estimate for this year was made, are that the attendance next year will not be less than 200.

GERMAN COURSE.

There has been considerable call this year for work in German by students who had instruction in that subject before entering the school. It would seem that this de-

Milwaukee Normal School.

mand should be met, and that a German course should be provided, to meet the needs of those students who have had at least two years' instruction in that branch and who desire to continue work in the subject. With such preparatory work, we could fit students to teach German acceptably in the High Schools of the state. It would also bring the school into closer relation with the University by giving graduates from this course an opportunity to enter the junior year of at least one course additional to that for which they are now eligible.

SCIENCE WORK.

At the annual meeting of the board, a special appropriation of \$350 was made for the purchase of physical apparatus. Fifteen compound microscopes were purchased with this sum, and their use during the year has given a new impetus to the work in Botany, Physiology and Zoology. The glasses have been in daily use during the entire year, and many students voluntarily spend a half of Saturday, and many hours before and after school in microscopic work. If a definite line of this work is to be attempted in the foregoing subjects, a sufficient number of microscopes must be furnished, so that economy of students' time may be secured.

The extension of time of science study is not feasible. With the number of students doing work in Biology, at least ten more microscopes are needed to properly equip present classes for economical and profitable effort. During the fall there were 55 students in Elementary Botany, 26 in Advanced Botany, and 43 in Zoology. During the present quarter there are 43 students in Physiology. During the spring term there will be large classes in both Botany and Zoology.

POST GRADUATE COURSE.

At the meeting of the Board in February I presented a

Milwaukee Normal School.

communication, urging that provision be made for offering advanced students a post graduate course of one year, in the Milwaukee School. In that communication I presented some of the reasons for such a course. I shall not repeat those reasons at this time, but beg to raise the question as to whether it is not time, in the development of the normal school system in Wisconsin, to offer in at least one school, opportunity for more adequate preparation for High School work than is now offered at any one of the Schools.

Even under present conditions, Normal School graduates have shown their ability to make a place for themselves in the High School work of the State. But better preparation is demanded for the work of the High School Principal, and the question arises as to whether the Normal Schools shall abandon this field entirely, or still continue to make their influence strongly felt in the High School work in the State. More and more the normal students come, and should come, from among the High School graduates. Is it not important that the training of these students in their High School work should be done by teachers, some of whom at least, have had special training for the business of teaching, if they are to do the kind of work they ought to do in the Normal School as students?

It is a fact that in a majority of the cities in the State, the Principal of the High School is the only person connected with the Schools who does any supervisory work in the grades below his own department. Is it not important that the person occupying that position should have given some attention to the problems of supervision and to fitting himself to do the work of teaching?

Most men direct from the University or College who enter upon the work of teaching have specialized in some direction other than in that of the art and science of teach-

Milwaukee Normal School.

ing. They enter the high schools, and if possible, they magnify the subjects upon which they have specialized, leaving other work to their assistants. The majority of them have entered upon the work of teaching as a temporary make-shift, and therefore fail to realize the importance of making a study of pedagogical principles and their application either to their own work, or to the work of the teachers under their supervision. If they, by any chance, do intend to make teaching a profession, they may begin to study its principles and after four or five years of such study as they can find time for, supplemented by their experience, often very costly to those upon whom the experiments are made, they become most excellent teachers and supervisors.

The high school is the most important factor in our educational system today. It is training students for life, it is fitting them for the university and for the normal school, and through its principal it is influencing and shaping the work of the grades below the high school. A corps of city teachers, many of them untrained, is often, under the inspiring leadership and training of the high school principal, transformed into an earnest, capable body of teachers. But this never happens unless the principal himself is a believer in the idea that there is both a science and an art in education, and that it is as important to know what to teach, when to teach it, and how to teach it, as it is to himself know the subject thoroughly.

Few enter upon the work of a high school principal and remain long enough to acquire the experience needed to do the work which should be done and as it should be done. If they have no knowledge of teaching, except as a memory of how they were taught, they will make but little impression upon the school and the teachers below them, from a pedagogical standpoint. It is true, I believe that a student properly trained in a normal school, will do

Milwaukee Normal School.

better work as a high school principal or teacher for three or four years, at least, than the average college or university graduate who has had a more extended course of study. This is not, in any way, derogatory to the colleges or universities. They are not training teachers; the normal school is, that is its business, and teaching is a business, if not a profession, which demands special training.

The university graduate enters upon the work of teaching with a good knowledge of advanced subjects, but with no knowledge of teaching. Before he can gain this knowledge by experience, he has left the school room for other fields. The normal school graduate enters upon the work of teaching with less extended knowledge of subjects, but with something of the spirit of the true teacher and some knowledge of the science and art of teaching.

In the year 1888-9, there were 156 high schools in the state.

This year there are 186 such schools. There are 15 principals now in the schools graduates of the state university or state normal schools who were there in 1888-9. Eight of these men are normal school graduates and seven are graduates of the state university. The average salary of the eight normal school men is \$1,325.00, that of the seven university men is \$1,136.00.

There are 28 university and normal school men now principals, who were principals in 1889-90; 16 are normal school men and 12 are university men. There are 51 university and normal school men now principals who were principals in 1890-1; 27 are normal school men and 24 are university men. There are 87 university and normal school men now principals, who were principals in 1891-2; 56 are normal school men and 31 are university men. This year there are 33 university men who are principals of four year course high schools; their average salary is \$1,115; there are 30 normal school men principals of four year course high schools; their average salary is 1,139. There

Milwaukee Normal School.

are 16 university men principals of three year course high schools and their average salary is \$729; there are 38 normal school men principals of three year course high schools and their average salary is \$773. There are 49 university men in both classes of schools and their average salary is \$935; there are 68 normal school men in both classes of schools and their average salary is \$1,025.

These figures show that the normal schools are coming to be appreciated more and more, and it is a question as to whether some advance in the work now done should not be made in at least one school.

The preceding statements may be organized for comparison, as follows:

Number present High School Principals who are Normal and University graduates, and the date of their entrance upon service.

	BEGAN HIGH SCHOOL SERVICE.		
	1889.	1890.	1891.
Normal.....	16	27	56
University.....	12	24	31

HIGH SCHOOL.

PRESENT PRINCIPALS AND AVERAGE SALARIES.

	IN HIGH SCHOOL, being four years' course.		IN HIGH SCHOOL, being three years' course.			
	No.	Average Salary.	No.	Average Salary.		
Normal.....	30	\$1,139 00	38	\$773 00	68	\$1,025 00
University.....	33	1,115 00	16	729 00	49	935 00

Acting upon the suggestion that definite recommendations should be made in the report, I have to recommend

Milwaukee Normal School.

first an increase of the teaching force of the Milwaukee School. Second, the purchase of at least ten additional microscopes for laboratory work at as early a date as the finances of the Board will warrant. Third, the provision for a course parallel to the Latin course, but in which German shall be substituted for the Latin — students entering it to have had at least two years' preparatory work. Fourth, that the president of the school and the committee on course of study shall be authorized to prepare a post-graduate course of one year for the Milwaukee School which shall be published in the forthcoming catalogue of that school with the announcement that this course will be definitely offered to students presenting themselves for enrollment therein at the opening of the school year 1895-96.

Respectfully submitted.

L. D. HARVEY,

President.

April 6th, 1894.

Oshkosh Normal School.

REPORT OF PRESIDENT OF THE OSHKOSH SCHOOL

Hon. Ira A. Hill, President of the Board of Regents of Normal Schools:

DEAR Sir:—The Biennial Report of the Oshkosh Normal School is herewith respectfully submitted.

Candidates for admission.

	1892-3.	1893-4.
No different applicants.....	296	251
Admitted to Normal course:		
By examination.....	131	134
By certificate.....	25	36
By diploma.....	30	33
Total admitted.....	186	203
Character of previous training:		
No. having previous experience in teaching.....	72	87
Average age when entering school.....	19 yr. 1 mo	19 yr. 11 mo
Prepared in other normal schools and colleges.....	7	6
Graduates from high schools.....	30	33
Final training in preparatory department.....	52	69
Prepared in rural and graded schools.....	54	54
Prepared in lower department of graded schools.....	21	22
Prepared partly in private schools.....	22	19

Enrollment by Departments.

NORMAL DEPARTMENT.	1891-2.	1892-3.
Men.....	197	205
Ladies.....	334	532
Total registration.....	531	537
Average registration per quarter.....	341	369
Average membership per quarter.....	323	351
Average attendance per quarter.....	311	340
MODEL DEPARTMENT.		
Enrollment in grammar grade.....	116	113
Enrollment in intermediate grade.....	44	64
Enrollment in primary grade.....	60	52
Entire enrollment of school.....	751	766

*Oshkosh Normal School.**Special Statistics.*

	1892-3.	1893-4.
Number of students having previous experience in teaching	256	282
Number of students withdrawn to teach during year.....	99	75
Number of graduates of high schools.....	76	71
Number of post-graduates of normal and college courses.....	3
Number of counties represented ..	46	49
Number of students graduating from full course.....	9	19
Number of students graduating from elementary course.....	26	25
Number of other states represented in school.....	7	8
Average age of graduates from full course.....	23 yr. 1 mo.	23 yr. 10 mo.
Average age of graduates from elementary course.....	23 yr. 4 mo.	24 yr. 3 mo.

Occupation of Graduates.

(Classes from 1875 to 1891 inclusive.)

Graduated from Advanced Course.	138
Have not taught since graduation.....	8
Remain in the profession.....	90
Have completed college or professional courses.	19
Now undergraduates in colleges	6
Men who have entered other professions.....	12
Ladies who have married and left the profession.....	15
Deceased.....	5
Completed the Elementary Course only.....	285
Have not taught since graduation	23
Are pursuing the Advanced Course.....	11
Have completed college or other professional coursesE.....	31
Are pursuing college courses	1
Are now in the professional work.....	137
Are deceased.....	13
Men who have entered other professions.....	28
Ladies who have married and left the profession.....	42

Reference to the foregoing statistics for investigation of the influence of the institution, requires much prior knowledge of the trend of public sentiment regarding professional training during the last quarter century, before much significance will be attached.

That the Oshkosh school has a clientage of graduate and undergraduate students in nearly every county of the state and that candidates are coming in increased numbers from year to year, speaks of the estimation in which a particular school may be held for doing work of value to every teacher and every community reached.

But if the work done here has not strengthened the conviction of the people that their schools can only be placed in the hands of youth untrained to their business, at a fearful loss of time and opportunity to the children of the

Oshkosh Normal School.

commonwealth, then the chief object for which we have striven for many years has not been achieved.

Beyond any other school in the state, it has been our privilege to reach large numbers of the most promising youth from the great majority of our counties both in students enrolled and through teachers sent forth to their work. It is true that the great majority have gone forth to their work after but scanty time spent here; but it was the purpose of the institution from the first day of its organization to allow no student to remain a single quarter in the school without an effort to impress some definite view of the essentials of pedagogic success upon his mind, as an earnest of the larger preparation due from him.

INFLUENCE IN POPULAR DEMANDS.

Twenty-five years ago the public demanded strong scholarship and "common sense" in its best schools, while the lower schools were happy if the second element alone was secured in a teacher. The charge made at that time by a few lights of the profession that the very few normal schools of the state were merely "good high schools," was construed as a compliment by a great majority; for good scholarship was sadly needed, and the normal schools were at least training youth to think first and memorize afterwards.

This was the first rift between early work of our normal schools and much of the earlier work of our colleges. Pedagogic work for intelligent methods and skilled power was relegated to the latter terms of a full course, while the great mass of students, going out to fill the office of teaching, after one or more terms' attendance, had received only the chance crumbs of professional hints which are inevitably more abundant in a normal school than in other institutions.

With the inauguration of strictly professional instruction

Oshkosh Normal School.

at the outset of the student's career and the organizing of the work of teachers' institutes from normal schools as centers, we may date much of the confidence in normal instruction as an increasingly essential factor in the integrity of our public school system.

Both of these steps were first taken by the Oshkosh school, tentatively worked out and amended from crude beginnings, but always meeting the approval of communities, until today they are considered as a matter of course in all our organization of normal schools.

PROFESSIONAL ESTIMATES.

Since, sir, your biennial report is for publication, as well as for file in archives of the Board, permit me to further consider the present status of our state system in some arms of the service correlated with direct work of the normal schools.

Theoretically considered, the academic training of our youth should proceed in continuous course from the kindergarten through the college. After this due discipline in getting and sifting the material in general lines of knowledge, the work of various professional schools should begin. But the lamentable fact is that the great majority of candidates for position in all the so-called learned professions of America seek their professional school with but a meager school capital, and candidates for thorough pedagogical training are no exception to the rule.

While this is to be regretted in preparing for any profession, that of teaching has certain safeguards against charlatanism in the very nature of the case, in so far as the people come to realize what schools should become. Scholarship must prevail in every ably conducted school, hence must inhere in every step of normal training when those responsible for the ideals of the institution are adequately profound. Therefore, the normal schools of

Oshkosh Normal School.

the country lay not a little stress upon sound scholarship but superadd to the mere attaining possession of the intellectual instruments, a training in the ability to wield them efficiently. Persons most profoundly experienced in what training makes for strength and skill in the different grades of school work, had supposed that the ghost of opposition to the two fold discipline, so effectively combined in normal training, had been laid. But the recent statement made in an educational journal of some influence while striving to show that the influence of the normal school at Oshkosh was not commensurate with its large enrollment says that "the preparatory students of the normal department are *in no sense* professional students." The learned editor probably does not know that there is no "preparatory student" in the Oshkosh normal today of a lower grade of scholarship than was admitted to the "normal work" twenty years ago. In the readjustment of courses by the Board of Regents two years since, it was found that the Oshkosh normal had relegated an entire term's work to its "preparatory" class which was being accounted as being in the professional course by the other schools and that much work was taken from our "preparatory" and placed under the latter designation for sake of uniformity; though to detriment of ultimate ideals, we think.

More than one half of the students of the group designated as "preparatory" have either taught school or passed examination here which would entitle them to a teacher's certificate in all the prominent branches; and the designation as distinguished from the less strict gradation of some other states and of our earlier history, is but a standing admonition to the mass of public schools to make better preparation of their pupils for the critical work essential in the integrity of normal instruction. Whether work is "preparatory" or not depends entirely

Oshkosh Normal School.

upon the point of view. Our students are *preparing* for some phase of yet higher professional work to the very close of the most advanced courses, in the most real sense of the term. The great question is do the normal schools meet the products of the great system of public schools fairly and return them to communities greatly improved for the calling of teaching. Under regulation of the Board of which you are the official head, the normal schools meet the product of the grades of the system. Graduates from Four Years' Courses high schools take highest rank, graduates from Three Years' Courses properly take the rank a whole year lower, while graduates from the multitudes of the common schools, holding diplomas of such courses, take yet lower rank by one and one half years. All of these are enrolled for training in the profession. Each in his degree is faced most strenuously towards professional lines and chafes at every delay. It would appear that any attitude of normal schools which should treat the full products of the schools of any community coldly would react injuriously upon the growing inclination of communities to demand of youth that they take thorough preparation for teaching.

STANDARDS SHOULD BE GRADUALLY ADVANCED.

It is more easily said than done when any institution declares that schools throughout a commonwealth shall attain a fixed standard or their product shall be barred from entrance to higher schools; yet nothing is more certain than that the normal schools of our state should steadily advance the culture line of their graduates. How can this be accelerated with no violent strain upon our vast system of public schools, and thus bring about the needed advance in all? In two ways; first by regulating more and more of strictly academic work to preparatory lines, the legitimate minimum being thoroughness in all lines now required by

Oshkosh Normal School.

statute of pupils to be taught in every public school. This would enable the work of normal courses to begin about half a year in advance of standards established by the Board in eighteen hundred ninety-two, yet demand nothing which every community is not bound by law to do for its children.

NORMAL INSTRUCTORS MUST BE EDUCATORS.

The second essential of true culture to be possessed by students inheres in the quality of instruction. Habits of primary and elementary schools, very strongly tinctured with memoriter grasp which magnifies the fact at the expense of correlated views, characterizes our candidates. The mere academician, though from the halls of our most celebrated universities, makes but feeble headway against this ill directed current of student impulse, no matter how able a scholar may be. He may even be a profound thinker, yet fail to accomplish much toward correcting students habits, if his course of experience or training has not led him to wise estimates of the influence of mental habit upon a student's progress in reflective growth.

With the altogether too limited means at command of our Board this is the most perplexing problem before you, if it be the intent to foster the development of large views of the profound significance in the education of the army of youth who will control this commonwealth.

Colleges almost invariably content themselves with securing a most able man at the head of each distinct department of knowledge, and then supplement this work with scholarly embryo instructors. And it is conceded that their product is often most thoroughly scholarly. Yet no one claims such results as adequate for the immediate practice of either learned professions or any trade.

Were it the sole business of a normal school to train for sound scholarship, the present limitation would not be so

disastrous. But all the professional attitudes and ideals of their students, obtainable from institutions, are to be shaped within a few brief years of training at most. They must be drilled when exact instrumental knowledge is a necessity; guided and stimulated to excellence in fields where native taste or talent is not sufficient incentive; steadily and systematically forced from erroneous habits of thought, and furnished with ideals and views regarding the fertile fields of their future work, that shall free them from narrow estimates of ability and privilege in the profession.

Who is equal to all this? None but those who have, beginning as strong scholars and with an instinct for teaching, risen to an educational conception of the meaning and due relation of each branch as a factor in the development of a man. The first stages of such emancipation usually beget indifference to the multitude of details with which the learner must be occupied; and such teachers delight to lecture and present scopeful views of subjects to the great detriment of a definite knowledge. Later, if a teacher becomes really great in his professional views, the details of a study take wise shape in his enlarged estimates and their essential qualities shine not as ends in themselves, as to the callow instructor, but as indispensable parts.

If it be true that it is the office of normal schools not only to train students as instructors but to imbue them with skill and adequate views of the possible, never yet but dimly apprehended, who shall be called to the work?

The schools under your charge have been fortunate in securing not a few teachers adequate to such duties, as large a proportion as college faculties contain; but demands upon a normal school are of a nature that admits of less freedom in gradation of talent and skill. The brevity of time allotted for transformation from crudeness to disciplined efficiency in a profession permits no waste through lack of high skill in work at every stage. Such ability is possessed by comparatively few teachers, while a demand throughout the country is incessant. Wisconsin has fallen

Oshkosh Normal School.

behind other states in salaries paid, and we find ourselves proportionately embarrassed, whenever an able teacher is lost from the work, to secure well-equipped instructors. The majority of teachers, whom we consider adequate to our needs, decline to negotiate with us as soon as they know the maximum salary decreed by the straitened finances of the Board.

In view of this all-important need and exigency, we do most earnestly urge that the Board lay the necessity of a more generous support before the legislature at its next session. Those who know most of the work that should be done by the system of schools specially organized to exert an all important influence upon the education of our people, have realized for years that untold waste has arisen to all arms of the service from our inability to call the best from other states to the normal work of our own.

GRADING OF CANDIDATES.

While it is to the credit of any school that the region adjacent is most fully represented in its register of students, it is matter of congratulation that the number of persons seeking admission to the Oshkosh normal school from distant sections of this and other states steadily increases. We have ever argued that a class devoted to amendment of deficiencies, found even in candidates of much promise, is essential to the maintenance of high standards in any regular course; and have applied tests unflinchingly, because no injustice of absolute exclusion from due privilege could arise under such a plan. Nevertheless, it is most desirable that every encouragement to full preparation at home be given by every higher institution. For this reason, this school first inaugurated the plan of local examinations for each examination district of every county in which candidates might reside.

Steadily and carefully we have progressively weighed

Oshkosh Normal School.

the value of all phases of certificates granted by schools and superintendents to pupils and teachers graduating each to some equitable adjustments to the standards of the normal school. By this process of recognizing strength, and meeting weakness fairly, a widespread interest and confidence has been created, as evidenced by the large numbers who come duly provided with specific credits from officers, and who cordially accept our classification, even if low.

This spirit of helpful encouragement while adhering to critical ideals is coming to constitute more and more the attitudes of our teachers and students.

PROFESSIONAL PROGRESS.

While the character for scholarship and public spirit in a student is properly considered paramount, this institution realizes that unless superior skill in all essential attitudes of the teacher be secured to the students, there is no sound ground for the maintenance of a normal school.

A healthy professional school has no place for a teacher who has found "the best way" and has no plan forging upon the professional anvil. Intelligent and successful methods of the past will prove their vitality by begetting yet better for the future.

We, therefore, never had any quarrel with former methods; they are the ancestors of us all. Our aim is constantly to utilize those most helpful for an advance, and "innocuous desuetude" will care for the rest. A normal school, above others, perhaps, must be in state of perpetual evolution, and thus avoid need of appeal to revolution.

The recent extensive enlargement of building and great increase of facilities have enabled sound phases of professional work to be developed which had been impossible before.

Notably may be mentioned the large advance in laboratory processes in several departments, and the employ-

Oshkosh Normal School.

ment of the library methods of research with a freedom and economy to students not thought possible a few years ago.

With this thought in view, the management of the school has for some time persistently striven to secure teachers who should have had adequate special training in the highest institutions of the country, ripened by practical experience in school work, whenever vacancies have occurred. Now when the facilities are afforded, it can unhesitatingly be said that the corps of instruction was never so well equipped to enter upon the larger work planned.

Very respectfully,

G. S. ALBEE.

Oshkosh, Sept., 1894.

Platteville Normal School.

REPORT OF PRESIDENT OF PLATTEVILLE SCHOOL.

HON. IRA A. HILL,

President Board of Regents of Normal Schools:

SIR: — I have the honor to present the following report of the State Normal School, at Platteville, for the term of two years ending August 31, 1894:

Enrollment.

	1892-3.	1893-4.
Normal Department.....	205	278
Training Department.....	139	152
Total.....	404	430
Classified by sex as follows:		
Gentlemen, Normal.....	86	101
Ladies, Normal.....	179	177
Boys, Training Department.....	64	68
Girls, Training Department.....	75	84
By Classes—		
Fourth year.....	33	41
Third year.....	42	42
Second year.....	53	50
First year.....	139	139
Preparatory.....	6	1
Graduates and specials.....	3	5

It will be observed that the enrollment shows a slight increase in the Normal Department, with a corresponding shrinkage in the Preparatory. It may further be observed that for a Normal School, the proportion of gentlemen enrolled is noticeably large and still increasing. The results thus shown are in no sense to be considered accidental, but purposed. For many years it has been the unvarying policy of the school to build up the Normal Department with as large a proportion as possible of advanced stu-

Platteville Normal School.

dents, and to persuade students of preparatory grade either to enter the Grammar department or to seek better preparation in the home school. The year just closed has yielded the most satisfactory results in this direction. The High Schools are beginning to send their graduates in considerable numbers to the school, thus materially increasing the enrollment in upper classes. In 1892-3 only nine persons entered upon High School diplomas; in 1893-4 twenty persons, fifteen of them graduates of High Schools having four year courses, were enrolled as members of the school. This is the largest accession from High Schools, since the rule for the admission of such applicants was adopted.

We account for the large proportion of young men in attendance by the fact that it has always been the policy of the school to employ a proportionately large number of gentlemen as instructors. During the year 1893-4, preparatory pupils did not exceed six in number for any one term, and at the close of the school year, only one person was classed as preparatory. The normal department has already reached the limit of the seating capacity of the assembly room and should no shrinkage occur, it will be impossible to accommodate preparatory pupils hereafter. That they should be excluded I consider to the advantage of both the country schools and the normal. Every town should support one school or more of a grade sufficiently advanced to fit pupils to enter the normal department. The attempt to do this work would be a wholesome and much needed incentive to the country school. If the normal school should refuse to accept this grade of material the work of preparation would be forced upon the country school and scholarship and ideals in that class of schools would be thereby advanced. I am strongly of the opinion that our preparatory department tends to make communities to whom the school is easily accessible, content with

Platteville Normal School.

cheap teachers and inferior schools. The conditions existing in the Platteville school seem to compel the abolition of the preparatory grade however desirable its maintenance elsewhere, might be considered.

Graduates.

	1893.	1894.
Advance course	26	28
Elementary course	3	8

Last year, the members of the class of 1893, Advance Course, were employed as follows:

High school principals	4
High school assistants	6
Graded and ward school principals	4
Graded school assistant	1
Grade teachers, ward schools	8
Students Univ. Wis	2
Not engaged in school work	1
	<u>26</u>

The members of the class of 1892, were, last year, engaged as follows:

High school principals	4
High school assistants	2
Graded school principals	2
Grade school assistants	1
Grade teachers	3
Teacher in orphan asylum	1
Student, University	1

Total in class 14, all of them actively engaged in school work. It will be seen that graduates of the school, with rare exceptions, engage in teaching immediately after graduation. The school has graduated twenty-six classes making a total of 342 persons. The Platteville School is the oldest Normal School in the State by two years and has graduated one more class than the next school organized. Seven classes were graduated from a Three

Platteville Normal School.

Year Course while the next school in the order of time graduated six in the same course. Inasmuch as the last bi-ennial report issuing from the Department of Public Instruction, in the effort to show that the Normal Schools do not advance a sufficient number to graduation, ignores the record of the Platteville school, assigning as a reason the large number of classes graduated in the Three Year Course it is but fair that the following exhibit should be made. —

Number Completing Three Year Course.—7 classes—88 persons. Average $12\frac{4}{5}$.

Number completing Four Year Course to 1893—17 classes—200 persons. Average $11\frac{1}{2}$.

Number completing Four Year Course to 1894—19 classes—254 persons. Average $13\frac{7}{19}$.

Number completing only Elementary Course to 1894—19 classes—90 persons. Average $4\frac{1}{3}$.

These figures point to a different conclusion than that reached by the argument from which they were excluded.

EXTENSION WORK.

At the beginning of the year 1893-4, the school proffered the services of members of the faculty in addressing evening meetings that might be held in connection with district associations or local institutes. It so happened that the railroad service of nearly all cities and villages of LaFayette county made it possible to meet evening appointment without encroaching upon school time. Points in other counties could be reached only by using time to which the school was entitled or by making the journey over roads not well adapted to driving in the night. Supt. Natrass of LaFayette county quickly availed himself of the favorable conditions, organized his county into institute districts and drew upon the faculty of the school for three evening addresses at each center. Twenty-seven

Platteville Normal School.

lectures in all were delivered, teachers having been invited and having responded as follows: D. McGregor, 13 lectures; A. J. Hutton, 7 lectures; J. W. Perrin, 3 lectures; Chas. Walker, 2 lectures; N. H. Burnham, 2 lectures.

From one to three meetings were held at each of the following named places: Arygle, Belmont, Benton, Blanchardville, Darlington, Fayette, Gratiot, New Diggings, Shullsburg, and South Wayne in La Fayette, Mt. Hope in Grant, and Mineral Point in Iowa county. In no instance was there a failure to meet a fair audience, and in many instances the seating capacity of the hall was fully reached. They were audiences, too, that would delight any speaker. Teachers, school officers, fathers and mothers,—the people most directly interested in school matters constituted almost the entire audience at each meeting. That the interest was genuine was evident from the fact that the attendance increased as the course advanced. Throughout the entire territory reached, there was no lack of appreciation of the importance of well equipped and well managed schools, nor of a desire to co-operate with all agencies that might promise greater efficiency or more satisfactory results in teaching. No topic but education could have elicited such general and deep interest. In many of the places visited no public presentation of what constitutes excellence in a school had ever been made and efforts in that direction were hailed as both timely and instructive. I am confident that the school has never done any experimental work more satisfactory than this. It was carried on without any expense to the state and at the bare cost of transportation and entertainment to the local centers.

Great credit for the success of the experiment is due to the county superintendent for the admirable organization effected. Then, too, by circular, written correspondence, personal solicitation, and presence at a large number of

Platteville Normal School.

the meetings, he kept every locality throughout the entire county in constant anticipation of the next approaching institute and lecture. Nor were the leaders of the local institutes a whit behind their chief in their activity in making every preparation for a successful and profitable session. Acknowledgments are also due to the members of the faculty who heartily approved the project and responded promptly to every call for their services. When we remember that the addresses were delivered on Friday evening, at the close of a week of hard work, and that the return home consumed the best part of Saturday, it is much to the credit of these teachers that this service, undertaken gratuitously was performed heartily and uncomplainingly. With all this work our resident regent, Hon. D. J. Gardner, was in full sympathy and took frequent occasion to commend our efforts and in many ways to encourage the enterprise.

Some of the objects in view in attempting this work have been accomplished. The territory thus covered last winter has been brought in closer relation to the normal school and normal school ideas than could be done in any other way. We hope that these results may follow:—that their will be a demand for better schools, that teachers will have higher ideals of their calling, and that young people in increasing numbers will avail themselves of the opportunities now so freely offered for advanced training. At the date of this report there is an unusually large delegation from La Fayette Co. in attendance. We believe that a normal school can not engage in more fitting or more profitable work. Altogether the experiment proved successful beyond our most sanguine expectations. What the future policy of the school and its management may be in this matter, we know not, our present purpose is merely to show progress in a work in which we have been intensely interested and in which we have taken a pardonable pride.

Platteville Normal School.

TRAINING DEPARTMENT.

The special feature of the Training Department is the systematic study by the student teacher of the individual child. The growth and development of each child is made the objective point in all practice work as it is the essential aim in all teaching. The needs of the child are considered in order that these needs may be supplied most effectively and economically. Gradually the problem has been enlarging and the point of view of the teacher shifting. From looking at the work of education as involving only the imparting of knowledge it has changed to a consideration of the means by which the mind may be made to apply itself to the acquisition of knowledge and to a study of the effects of different kinds of knowledge upon the mind. In short it has been the purpose to place teaching upon a psychological basis. We believe that some progress has been made in this direction, yet we are well aware that very much yet remains to be done.

GYMNASIUM.

Within the last year the gymnasium has been equipped with necessary apparatus and has proved a most valuable aid in the physical development of the students. The exercises in this department serve a double purpose — while they yield recreation and contribute to physical improvement, they are also planned with reference to the future work of the teacher.

Thanking yourself and your committees for many personal favors, I remain,

Respectfully yours,

D. MCGREGOR.

Platteville, Wis., Aug. 31, 1894.

River Falls Normal School.

RIVER FALLS NORMAL SCHOOL.

No official report for the River Falls school is at hand covering the year 1892-3, but the following report of President Hull covers the year 1893-4.

It is believed that definite success, in the ways that a normal school asserts itself, has attended the administration at River Falls, during the two years, and materials used by good schools, such as books, apparatus of varied kinds for illustrative purposes, the building itself and the grounds, have been maintained in fair condition.

The communities that have received teachers from the school have testified in many ways to the service which the River Falls students have afforded in making country schools more effective, and placing them in harmony with the interest that the public has in local schools.

The following statistics for the two years covering important items, are gathered from permanent records, in the archives of the school:

Enrollment.	1892-3.	1893-4.
NORMAL SCHOOL:		
Normal grade.....	252	248
Preparatory grade.....	51	38
MODEL SCHOOL:		
Grammar grade.....	60	44
Intermediate grade.....	35	41
Primary grade.....	59	45
NUMBER OF NORMAL GRADUATES:		
Elementary course (certificates).....	19	12
Higher course (diplomas).....	9	6
Total number holders of certificates.....		210
Total number holders of diplomas.....		65
Total number of normal students enrolled 1875-1894.....		1,434

River Falls Normal School.

REPORT OF PRESIDENT OF RIVER FALLS SCHOOL.

(FOR ONE YEAR.)

To the Board of Regents of Normal Schools.

GENTLEMEN:—During the year 1893-94 the normal school at River Falls has been in apparently prosperous condition. Except for many cases of "the grip" during the winter, and the sickness resulting from a general vaccination of the students this spring, the health of the school has been good. That of the teachers also has been generally good.

The attendance has been somewhat less, probably, than it would have been but for the very serious business depression; but on the whole it has been satisfactorily large. One fault of the attendance has been its fragmentary character, many students not remaining long enough at one time to secure the greatest good from the school.

More satisfactory results than are now possible would be obtained, were the students, at their entrance, better prepared for work than existing standards have required them to be.

Some changes in administration have been made in departments of the school. Definite courses have been planned for the music and the physical training, and a syllabus of each has been placed in the hands of your committee on course of study. The time assigned to the study of music remains unchanged, but the daily chorus practice will not be required beyond one year, except perhaps one practice period each week, after the first year.

The course of physical training requires definite work of such variety as to prepare the pupils with simple exer-

River Falls Normal School.

cises to be given in their schools. One period of exercise weekly will be required of such students to complete the course, that they may maintain their power.

Heretofore the work in observation has been limited to one class each year, organized at the beginning of the year. This class has been altogether too large for most profitable results.

The organization of but one class each year has made it necessary for pupils who did not attend at the beginning of the year, or who lost place in the class for any reason, to wait one year before entering the work again. This makes the observation a source of hinderance to regularity of students in the courses, and often prevents experimental teaching by students who have but a year or two in the school. To remedy this, present plans include the organization of two classes, one at the beginning and one in the middle of each year. These are to give three periods weekly to observation work proper for one yerr, and two periods for twenty weeks to elementary study of mind, the latter to furnish the basis for observation and practice work. This saves to the pupil two periods each week for twenty weeks for study.

These changes give to the pupil for purposes of study, an amount of time equivalent to one period a day for the entire four years of his course, one term of ten weeks excepted. This is a matter of importance to the pupil in that it materially adds to the time at his disposal for increase of his powers by his own efforts. To the student strength comes through what he does for himself, not through what others do for him. This gives sufficient reason for the change in the time set for the branches named above.

But the school still demands too large a part of the pupil's time in taking in material prepared for him. This is specially true of its requirements of pupils in the Junior and Senior

River Falls Normal School.

years, where eighteen and fifteen periods a week, respectively, should be the maximum of recitation time permitted. There is a profit in the mastery of large tasks that cannot be got from small ones, and the saving of time and strength to both pupils and teachers from the fewer tasks assigned is matter of no small importance. Justice to both parties demands the re-arrangement here pointed out should soon be made.

The ultimate aim of the school being the making of strong and worthy character, the discipline of the school demands early and thorough consideration. Here, as in the acquisition of knowledge, good to the pupil comes from his own self directed efforts. Compulsory obedience has in it at best only negative good, and not infrequently it leaves behind it weak judgment and feeble will. Repression is justifiable if it leaves the student to choose better lines of activity, and the teacher's efforts should help to wise choice by those given to him for training. Schools so disciplined often fail to impress the casual visitor favorably, but the consciousness of clear and strong purpose that becomes the possession of those so governed, is ample proof of the correctness of the method and sufficient warrant for its continuance. Discipline is, necessarily, a large factor in successful efforts by any school to achieve its purpose, namely, the making of complete men and women.

Some effort has been made in the current year to secure better co-ordination of the branches of instruction in the various departments of the school. This will be continued and the results presented in connection with the courses of study in the catalogue soon to be published. Such co-ordination of work for the normal and the model school is too large a task to warrant expectation of wholly satisfactory results, under existing conditions, but a fair beginning may be expected. To render co-ordination and con-

River Falls Normal School.

centration most complete, the instructors in the normal department should have actual working relations with the model school, each teacher being held in proper measure responsible for the plans and methods pursued in branches properly his own, in all departments of the school. Under this plan the supervisor of practice would work in connection with, not independent of, the heads of departments in the normal school. In this way the one aim of the school would stand out more prominently; and the workers, otherwise independent explorers, would be transformed into co-workers in the common cause.

In case pecuniary matters require reduction of amount paid to the teachers in your schools, I beg to say that it is my deliberate judgment that the school at River Falls would be less harmed by temporarily reducing the teaching force of the school than it would be by a general reduction of salaries. Should it be desired by you, a supplementary report will be made to cover this particular matter.

Respectfully submitted,

JOHN HULL,

President.

April 9, 1894.

Whitewater Normal School.

REPORT OF PRESIDENT OF WHITEWATER SCHOOL.

HON. IRA A. HILL,

President of the Board of Regents of Normal Schools:

DEAR SIR,—I have the honor to submit the following report of the condition and progress of the Whitewater normal school for the two years ending August 31, 1894.

ENROLLMENT.

The enrollment of pupils in the several departments has been as follows:

NORMAL DEPARTMENT.	1892-3.	1893-4.
Senior class.....	13	20
Junior class.....	40	46
Second year classes.....	71	55
First year classes.....	108	84
Special students.....	2	4
Preparatory class.....	62	37
Totals.....	296	246
Number of ladies.....	212	182
Number of gentlemen.....	84	64
MODEL DEPARTMENT.		
Grammar grades.....	27	30
Intermediate grades.....	39	35
Primary grades.....	47	40
Totals.....	113	105
Total in all departments.....	409	351

Whitewater Normal School.

The average daily attendance for some years past has been as follows:

FOR THE YEAR:	Normal Dept. proper.	Including Preparatory class.
1886-7.....	175	210
1887-8.....	173	210
1888-9.....	176	218
1889-90.....	197	235
1890-1.....	169	204
1891-2.....	177	218
1892-3.....	152	202
1893-4.....	141	169

The marked falling off in attendance for the last year and a half has, naturally, attracted attention; but no satisfactory reason for it has been found except in the effect of the great World's Fair, to which our tributary territory was so closely contiguous. Of the students in attendance the past year, nearly seven-eighths had attended the Fair, many for a period of several weeks, and still had money left with which to continue in school. But many had to choose between school and the Fair, and wisely chose the latter. This view of the case is confirmed, seemingly, by the fact that all the falling off in enrollment was in the lower part of the course, and almost wholly from the country membership. Moreover, the average attendance for the spring quarter of 1894 was greater than in any other quarter of the two years covered by this report.

ADMISSIONS.

The record of entrance examinations and admissions for the two years is as follows:

	1892-3.	1893-4.
No. of applicants examined.....	120	73
No. of these admitted to Normal Course.....	19	13
No. admitted on High School diploma.....	22	26
Promoted from Prep. class.....	26	22

Whitewater Normal School.

It will be observed that, in each of the two years, only *one-sixth* of those applying, exclusive of high school graduates, were found prepared to enter at once upon the work of the normal course. This fact alone would seem to furnish a convincing argument for the continuance of the preparatory department; though it may be thought also to argue a somewhat too exacting standard for admission to the normal course.

Age at Admission.

Average of those admitted in 1886-7	18.7 years.
in 1887-8	19.9 years.
in 1888-9	19.3 years.
in 1889-90	20.4 years.
in 1890-91	19.6 years.
in 1891-92	19.8 years.
in 1892-93	20.0 years.
in 1893-94	18.6 years.
Average for the eight years	19.5 years.

GRADUATION.

The sanction of the school has been granted as follows:

	1892-3.	1893-4.
Certificated (Elementary Course)	28	25
Graduated (Advanced Course)	12	19
	40	44

OCCUPATION OF GRADUATES.

(Classes from 1870 to 1894 inclusive.)

Graduated from Advanced Course (men, 78; women, 150)	228
Have not taught since graduation	8
Still in the teaching profession	110
Have completed college or professional courses	21
Now in college or university	9
Men who have entered other professions	10
Women who have married and left the profession	54
Deceased	19
Completed the Elementary Course only (men, 90; women, 257) ..	347
Have not taught since certification	20
Are pursuing the Advanced Course	8
Have completed college or other professional courses	13
Still in the teaching profession	155
Men who have entered other professions ..	14
Women who have left the profession by marriage	96
Deceased	19

Whitewater Normal School.

QUARTER CENTENNIAL.

Since my last report, the Whitewater Normal School has passed its quarter century mark. This happened, chronologically, in April, '93, and was celebrated with due formalities by the alumni and co-operating friends on the 22d of June following. A whole day was given to the exercises, including forenoon and afternoon sessions, with a banquet in the evening. The occasion was a memorable one to all concerned. The papers presented, together with other historical material, were organized into a book under the title, "The First Quarter Century of the State Normal School at Whitewater, Wis.," which was published in presentable form, and constitutes a valuable record of the life of the school thus far. A copy of this book will be sent to any public library making application for the same.

THE REVISED COURSES OF STUDY.

The new courses of study, involving a half year's reduction in time and introducing the principle of elective studies, have now been in use for two years. While it is perhaps still too early to pronounce final judgment upon them, it may not be amiss to say here that they do not yet commend themselves as a successful solution of the problem of the best curriculum for Wisconsin Normal Schools. The Latin course is very weak in Natural Science, while both courses are admittedly weak in Mathematics. But there seems no remedy short of again lengthening the course of study; and that, at present, would seem hardly the part of wisdom. The time, doubtless, is not yet ripe for further change; though the present courses can not be regarded as a finality.

THE LEGITIMATE WORK OF NORMAL SCHOOLS.

In the last biennial report of the state superintendent that official, at the close of an array of somewhat conflict-

Whitewater Normal School.

ing criticisms on the normal schools, after severely arraigning them for doing so much "academic work," and urging "the devotion of effort to legitimate normal school work," makes the following surprising declaration:

"The features chiefly to be deplored are misdirected work of the students, in the excessive devotion to practice-work, study of methods, theory and art of teaching, science and philosophy of education, history of education, and pedagogic psychology, which consume the time and energy of the student and prevent the attainment of real scholarship."

Although these criticisms are publicly promulgated by the highest educational officer of the state, and are entitled to consideration for that reason, I should feel myself derelict in duty if I failed to signify my earnest dissent. If the lines thus condemned are not the legitimate work of the normal schools, it is hard to see what a normal school is, or what reason it has for existence. That thorough and exact scholarship is an essential item in the teacher's equipment no one questions; but that it is the supreme and only essential, is a tradition which lingers, in some quarters out of due time. When school boards, anxious to improve the efficiency of their teaching corps, send to the normal school for teachers, they never ask for the highest degree of scholarship, but often say explicitly, "There is no trouble about scholarship; what we want is some one who has skill in teaching and *who can govern.*" Now what they desire when they ask for the teacher who can govern is not the tyrant with his rigid rule, but the teacher *who knows children* and child-nature, who knows how to arouse interest and touch the right springs of motive; one, in short, who has learned the art of teaching. And teaching is an art which needs to be studied, and is not at all involved in never so thorough a mastery of the sciences, geometry, chemistry, et al.

Whitewater Normal School.

If there is one thing more than another which differentiates the legitimate normal school from the academy it is, and should be, large and prolonged attention to the study of child-nature, the very "pedagogic psychology" condemned in the paragraph quoted. I therefore contend that if the normal schools of Wisconsin have vitally erred in any direction it has been, as a rule, in not paying sufficient attention to the science and philosophy of education and pedagogic psychology. And this attention should be of a thoroughly practical sort and not wholly theoretical. It should seek constant verification of principles by direct contact with the living child. We might as well upbraid the law school for spending so much time on the principles of the common law as condemn the normal school for much study of pedagogic psychology. And we might as well abolish clinics and hospital practice from the medical course as to eliminate practice teaching from the work of normal schools. The more scholarship we can have as a foundation for this professional training, the better, of course; but I am sure that normal schools do not suffer, at the present time, by comparison with schools of law or medicine. Because the scholastic requirements of law and medical schools are low, shall we therefore demand that they pay *less* attention to the distinctly professional and technical features of their work? Wisdom does not lie that way!

NORMAL SCHOOLS AND COMMON SCHOOLS.

I wish to express once more views already presented in my previous reports concerning the relation of the normal to the common schools. The present tendency is to create a great gap between them. The relations between the normal and high schools of the state are becoming more cordial and intimate; and a happy result of these new relations is seen in the accession of high school graduates to

Whitewater Normal School.

the higher classes of the normal schools, a result beneficial to both the normal and the high schools. But we shall do ill if we come to look to the high schools only for our source of supply. The normal school ought never to lift its requirements so high that the best product of the best country schools can not gain admission except by way of the high school. Space forbids to give the argument in detail; but I desire always to see a good stream of country blood running through the normal schools.

Furthermore, the increasing prosperity of the normal schools as respects number of graduates, is perhaps diverting their attention from the value and importance of the work done for and through their undergraduates, those who never graduate. It can not reasonably be expected that graduates, even from the Elementary Course, should often be found teaching in the country schools. They can not afford it; they have too much capital invested, in time and money. The statistics gathered by the State Superintendent's office from the institutes show what a great majority of the teachers of the state still get their highest training in the high schools. The high schools are more accessible and hence less expensive; but are the normal schools at present offering all the inducements that they safely can to stimulate the attendance of those who look forward to teaching only in the country schools, and for a limited term of years? Is not the suggestion of the course designed especially for the teachers of rural schools one which ought to receive careful attention, as furnishing one link by which to join the interests of the normal and the common schools.

CONCLUSION.

In conclusion, allow me to thank the members of the Board for the interest shown by them, officially and personally, in the welfare and progress of the schools under

Whitewater Normal School.

their care, under conditions often trying and perplexing. It is but natural, no doubt, that state institutions, as well as others, should sometimes find themselves pinched and harassed by inadequate means of support. Such stress is an almost inevitable result of life and development. Growing children need always new and larger clothes, to say nothing of additions to the family group.

But when an institution is *productive*, fruitful in benefit to the commonwealth, and not simply a necessary burden, like prisons and almshouses, there is always reason to trust that the people will come cheerfully to its relief, when the need is made sufficiently known. It would certainly seem that the time has come when the community at large should be made clearly aware of the financial limitations which depress and hamper the work of the normal schools.

Very respectfully,

ALBERT SALISBURY,

President.

Whitewater, Wis., Aug. 31, 1894.

BIENNIAL REPORT


OF THE

Commissioners of the Public Lands

OF THE

STATE OF WISCONSIN,

For the Fiscal Years ending September 30, 1893 and 1894.



MADISON, WISCONSIN:
DEMOCRAT PRINTING COMPANY, STATE PRINTER.
1894.



BIENNIAL REPORT

OF THE

Commissioners of the Public Lands

OF THE

STATE OF WISCONSIN,

For the Biennial Fiscal Term Ending September 30, 1894.

OFFICE OF THE COMMISSIONERS OF THE PUBLIC LANDS,
MADISON, WISCONSIN, October 10, 1894.

TO HIS EXCELLENCY, GEORGE W. PECK,
Governor of the State of Wisconsin:

As required by law we have the honor to submit the following report of the transactions of this office during the biennial fiscal term ending September 30, 1894. The reports of the secretary of state and state treasurer exhibit detailed statements of the receipts and disbursements on account of the several funds affected by our action and to them we respectfully refer.

The only funds those reports do not show are the Non-productive Trust Funds, which consist principally of unsold lands, and their estimated value will be found in Exhibit No. 1.

Sales of Public Lands.

SALES OF PUBLIC LANDS.

The sales during the fiscal term ending September 30, 1894, amounted to 76,281.03 acres.

The sales for the year ending September 30, 1893, amounted to 45,989.20 acres, and for the year ending September 30, 1894, amounted to 30,291.83 acres.

The classification of these lands and the revenue derived from sales thereof, will be found under their proper headings and exhibits.

SALES OF SCHOOL LANDS.

Exhibit "A" 1, shows that there have been sold during the year ending September 30, 1893, 7,879.39 acres of school lands, for the sum of \$10,267.75.

From these sales the state received \$5,001.51 as principal and other charges, \$118.40 interest charges, leaving a balance due of \$4,570.60, upon which the state receives 7 per centum interest.

Exhibit "A" 2, shows that there have been sold during the year ending September 30, 1894, 5,902.61 acres of school lands for the sum of \$6,523.10.

From these sales the state received \$2,943.10 as principal and other charges, \$105.01 interest charges, leaving a balance due of \$3,580.00, upon which the state receives 7 per centum interest.

SALES OF UNIVERSITY LANDS.

Exhibit "B" 1, shows that there have been sold during the year ending September 30, 1893, 80 acres of University lands for \$231.70. Of this sum the state receives as principal and other charges \$59.70, interest charges \$5.92, leaving a balance due the state of \$172.00, upon which the state receives 7 per centum interest.

Exhibit "B" 2, shows that there have been sold during the

Sales of Public Lands.

year ending September 30, 1894, 120 acres of University lands for \$306.49. Of this sum the state received as principal and other charges \$158.49, interest charges \$4.04, leaving a balance due the state of \$148.00, upon which the state receives 7 per centum interest.

SALES OF AGRICULTURAL COLLEGE LANDS.

Exhibit "C" 1, shows that there have been sold during the year ending September 30, 1893, 240.00 acres of Agricultural College lands for \$387.20, of which the state received as principal and other charges \$200.20, and interest charges \$1.80, leaving a balance due the state of \$187.00, upon which the state receives 7 per centum interest.

Exhibit "C" 2, shows sales during the year ending September 30, 1894, to be 440 acres, sold for \$516.55, of which the state received as principal and other charges \$100.55, and interest charges 88 cents, leaving a balance due the state of \$416.00, upon which the state receives 7 per centum interest.

SALE OF MARATHON COUNTY LANDS.

Exhibit "D" 1, shows that there have been sold during the year ending September 30, 1893, 80 acres of Marathon county lands for \$60.00.

Exhibit "D" 2, shows sales during the year ending September 30, 1894, to be 76.20 acres, for which the state received \$57.15.

SALES OF NORMAL SCHOOL LANDS.

Exhibit "F" 1, shows that there have been sold during the year ending September 30, 1893, 15,968.24 acres of Normal school lands for the sum of \$21,907.28. Of this amount the state received as principal and other charges \$21,907.28.

Exhibit "F" 2, shows sales during the year ending September 30, 1894, to be 10,124.52 acres for \$13,797.40. Of this amount the state received as principal and other charges

Sales of Public Lands.

\$13,103.36, interest charges \$7.73, leaving a balance due of \$694.00, upon which the state receives 7 per centum interest.

SALES OF DRAINAGE LANDS.

Exhibit "G" 1, shows that there have been sold during the year ending September 30, 1893, 16,635.28 acres of drainage lands for the sum of \$22,396.94, and sold during the year ending September 30, 1894, as shown by Exhibit "G" 2, 11,159.73 acres for the sum of \$14,782.02. The proceeds from the sale of these lands have been apportioned in accordance with law to the several counties wherein the lands so sold lie, and as shown in Exhibits "H" "1" and "2."

SALES OF INDEMNITY LANDS.

The lands known as Indemnity lands are the lands which the state received as indemnity and selected in lieu of Swamp lands, located by United States land warrants. Exhibit "E" 1, shows that there have been sold during the year ending September 30, 1893, 5,106.29 acres for the sum of \$15,318.87, and sold during the year ending September 30, 1894, as shown by Exhibit "E" 2, 2,468.77 acres for the sum of \$7,405.21.

The proceeds from all sales of these lands have been apportioned in accordance with chapter 340, laws 1889. Exhibit "I" 1, shows the apportionment of \$7,659.43, being 50 per cent. of the amount received for the year ending September 30, 1893. Exhibit "I" 2, shows \$3,702.60, the amount for the year ending September 30, 1894.

Prices and Terms of Sale.

SUMMARY.

The following table shows the aggregate sales of lands during the fiscal term ending September 30, 1894:

CLASS OF LANDS.	No. of acres sold.	Amount sold for.
School	13,782.00	\$16,790 85
University	200.00	538 19
Agricultural College.....	680.00	903 75
Marathon County.....	156.20	117 15
Normal School.....	26,092.76	35,704 68
Drainage.....	27,795.01	37,178 96
Indemnity.....	7,575.06	22,724 08
Total	76,281.03	\$113,957 66

PRICES AND TERMS OF SALE OF STATE LANDS.

Lands held by the state are subject to sale at private entry, after having been offered at public auction, on the following terms: The School, University and Agricultural College lands are sold on ten year's time; 25 per cent. of the purchase money, interest on the 75 per cent. remaining unpaid, at the rate of 7 per cent. per annum, from the date of purchase to the first of January following, and the certificate fee of fifty cents for each forty acre tract, being required in cash; interest thereafter at 7 per cent. per annum, payable annually in advance. The Normal School and Drainage (Swamp), and Marathon county lands are sold for cash. The prices range as follows:

School lands from	\$1 00 to \$1 25 per acre.
University lands from.....	2 00 to 3 00 per acre.
Agricultural College lands.....	1 25 per acre.
Normal School lands (swamp) from.....	50 to 3 00 per acre.
Drainage lands (swamp) from.....	50 to 3 00 per acre.
Marathon county lands.....	75 per acre.

Lands Held by the State.

Section 3, chapter 332, laws of 1883, provides that any lands the state owns may be entered by actual settlers at \$1.25 per acre, in quantities not exceeding two hundred acres, under such rules, requirements, restrictions, conditions and provisions as the commissioners of public lands may establish, to be approved by the governor.

THE LANDS HELD BY THE STATE.

Exhibit "M" shows the number of acres of land in the several counties held in trust by the state and subject to sale.

There are also included in Exhibit "M," 55,932.75 acres reserved, under chapter 324 of the laws of 1878, for a state park in Oneida county, and are therefore not subject to entry.

The following table shows the number acres of land held by the state, and the classification thereof, on the 30th day of September, 1894:

CLASS OF LANDS	Acres.
School.....	47,831.47
University	939.40
Agricultural College	243.07
Normal School.....	212,911.91
Drainage.....	230,438.52
Marathon County.....	1,036.88
Indemnity	37,890.16
Total.....	531,291.41

Due on Certificates.

FORFEITURES OF STATE LANDS.

Exhibit "J" 1-2, shows the number of acres of lands held on certificates in the several counties, and the amounts due that were forfeited for the non-payment of interest during the fiscal years, and in Exhibit "J" 2, will be found the forfeiture of individual loans in Crawford, Jackson and Waupaca counties amounting to \$1,200.00, which is also included in the following summary statement:

FUNDS.	Acres.	Amounts.
School.....	7,379.76	\$7,090 94
Agricultural College.....	1,398 20	1,336 00
Normal School.....	660.00	2,741 00
Drainage	471.72	589 00
University	120.00	229 00
Total.....	10,029.68	\$11,985 94

DUE ON CERTIFICATES.

The following table shows the amounts due the several funds upon lands held on certificates:

FUNDS.	Due September 30, 1894.
School.....	\$104,988 34
University	10,813 00
Agricultural College.....	61,336 00
Normal School.....	12,680 50
Drainage.....	2,075 00
Total.....	\$191,892 84

Loans.

This statement, compared with same in former reports, shows a large and continuous decrease of principal and income from this source, which is accounted for by the increase of full payments on outstanding certificates and fewer purchases of lands on contract.

LOANS TO SCHOOL DISTRICTS.

Exhibit "K" shows the amount of new loans made to school districts during the fiscal term amounting to \$226,720.00.

The following summary shows the changes in each fund:

FUNDS.	Outstandi'g September 30, 1892.	Increased by new loans.	Decreased by pay- ments.	Outstandi'g September 30, 1894.
School	\$224,285 76	\$221,720 00	\$93,599 52	\$352,406.24
University	316 58	316 58
Normal School.....	2,324 97	5,000 00	817 50	6,507 47
Total	\$226,927 31	\$226,720 00	\$94,733 60	\$358,913 71

LOANS TO INDIVIDUALS.

Exhibit "L" shows the amount due the trust funds September 30, 1894, on account of loans to individuals to be \$19,686.44, and showing a decrease by payments during the fiscal term of \$3,127.00, and by forfeitures, \$1,200.00.

No loans to individuals have been made since 1865, and the amount is gradually diminishing by payments and forfeitures, as shown in the exhibit.

Investments.

NEW INVESTMENT OF TRUST FUNDS.

The following statement shows the investments of Trust Funds during the fiscal term ending September 30, 1894, to be \$558,520.00:

SCHOOL FUND.		
Loans to school districts.....	\$226,720 00
Loan to City of Neenah.....	3,000 00
Loan to City of Green Bay.....	35,000 00
Loan to Winnebago county.....	4,000 00
Loan to City of Menasha.....	12,000 00
Loan to Oneida county.....	30,000 00
Loan to City of Oconto.....	35,000 00
Loan to City of Chippewa Falls.....	15,000 00
Total.....		\$360,720 00
AGRICULTURAL COLLEGE FUND.		
Loan to Manitowoc county.....	\$19,000 00
Loan to Winnebago county.....	4,000 00
Loan to Town of Colburn, Chippewa county..	2,000 00
Loan to City of Waupaca.....	7,000 00
Loan to Town of Minong, Washburn county..	2,000 00
Loan to Town of Day, Marathon county.....	1,400 00
Total.....		\$35,400 00
UNIVERSITY FUND.		
Loan to Winnebago county.....	\$8,000 00
Loan to Village of Thorp, Clark county.....	4,000 00
Loan to town of Florence, Florence county...	2,000 00
Loan to Board of Education, Town and City of Ripon.....	2,500 00
Total.....		\$16,500 00
NORMAL SCHOOL FUND.		
Loan to Winnebago county.....	\$44,000 00
Loan to Village of Boyd, Chippewo county....	3,000 00
Loan to Town of Pine River, Lincoln county..	1,500 00
Loan to Board of Education, City of Madison.	4,000 00
Loan to Washburn county.....	10,000 00
Loan to Lincoln county.....	10,000 00
Loan to Board of Education, City of White-water.....	10,000 00
Loan to Chippewa county.....	17,000 00
Loan to Village of Bloomer, Chippewa county.	4,500 00
Loan to City of Cumberland.....	5,900 00
Total.....		\$145,900 00

Non-Productive Trust Funds.

THE NON-PRODUCTIVE TRUST FUNDS.

The non-productive capital of the several funds consists of the lands which have been offered for sale and are unsold, and cash in the treasury. School lands are estimated at the average price of \$1.10 per acre; University lands, \$2.50; Agricultural College, \$1.25; Normal School, at \$1.40; Drainage lands, at \$1.30, and Indemnity, at \$3.00.

The following is an exhibit of the Non-productive Trust Funds, September 30, 1894, compared with the figures for September 30, 1892:

EXHIBIT No. 1.

FUNDS.	Estimated value of lands Sept. 30, 1894.	Estimated value of lands Sept. 30, 1892.	Cash in state treasury Sept. 30, 1894.	Cash in state treasury Sept. 30, 1892.	Aggregate, 1892.	Aggregate, 1894.
School	\$59,789 34	\$67,774 81	\$1,712 63	\$1,811 08	\$69,585 89	\$61,502 02
Normal School....	298,076 67	334,606 53	8,551 80	11,887 50	346,494 03	306,628 47
Agr. College.....	203 84	1,153 83	11,264 49	12,418 32	203 84
University.....	2,348 50	2,848 50	1,361 42	4,209 92	2,348 50
Drainage.....	299,570 07	335,035 58	8,921 35	86,845 37	422,548 95	308,490 42
Indemnity.....	113,670 48	136,395 66	7,405 20	6,262 48	142,658 14	121,075 68
Total	\$733,658 90	\$978,482 91	\$23,590 0	\$119,432 34	\$997,915 25	\$800,248 93

The foregoing estimate of the value of lands held by the state takes into account the same lands taken into this account in the former reports, which also includes 55,932.75 acres reserved under chapter 324, laws of 1878, for a state park in the county of Oneida.

Respectfully submitted,

T. J. CUNNINGHAM, Secretary of State,

JOHN HUNNER, State Treasurer,

JAMES L. O'CONNER, Attorney General,

Commissioners of the Public Lands.

Official:

W. H. CANON,

Chief Clerk of the Department of the Public Lands.

*Sales of School Lands, 1893.*EXHIBIT A 1—*Sales of School Lands for the year ending September 30th, 1893.*

COUNTIES.	No. of acres.	Amount sold for	Princip'l paid.	Int. paid.	Other ch'rges paid.	D'pos't paid.	Balance due.
Adams	373.14	\$365 94	\$131 07	\$6 13	\$39 87	\$195 00
Ashland ..	120.00	169 58	7 77	21	50 81	111 00
Barron....	400.00	761 22	28 35	2 20	29 15	\$328 72	315 00
Bayfield ..	320.00	284 48	124 48	11 05	160 00
Buffalo ...	80.00	158 29	144 80	13 49
Burnett...	400.00	475 05	44 34	45	83 13	112 58	235 00
Chippewa..	40.00	73 00	3 15	09	10 75	14 10	115 00
Clark	240.00	260 70	194 40	1 98	10 30	56 00
Columbia..	16.84	94 34	10 32	3 73	13 02	71 00
Douglas...	320.00	278 81	16 03	45	33 78	229 00
Dunn	120.00	137 20	10 38	3 10	26 82	100 00
Eau Claire	240.00	254 94	50 07	27	51 87	153 00
Forest	840.00	1,041 06	511 18	15 38	11 88	518 00
Gr'n Lake..	80.00	589 60	119 00	27 58	28 60	442 00
Jackson ...	541.88	713 69	413 97	4 19	68 72	231 00
Juneau	200.00	223 33	89 50	58	29 83	104 00
Jefferson..	40.00	66 60	3 64	10	10 96	52 00
Lincoln ...	80.00	127 00	5 18	14	11 60	36 22	74 00
Marinette..	549.88	697 69	622 24	96	11 45	64 00
Monroe	40.00	39 38	7 80	1 17	2 58	29 00
Oconto	80.00	100 00	100 00
Oneida	382.70	478 37	295 77	5 74	183 00
Pierce	40.00	85 00	3 52	10	4 45	6 73	50 30
Price	400.00	500 00	500 00
Polk	80.00	89 36	25 54	1 28	9 82	54 00
Richland ..	40.00	45 70	2 31	06	10 39	33 00
St. Croix...	40.00	100 00	3 52	10	10 91	35 27	50 30
Shawano ...	120.00	114 76	5 60	16	10 24	18 92	80 00
Vernon	80.00	120 98	61 32	57	13 66	46 00
Washburn..	1,094.95	1,177 52	348 45	26 73	52 57	113 50	663 00
Waupaca ...	40.00	49 10	11 87	05	10 21	27 00
Waushara..	120.00	157 60	33 65	3 73	16 95	107 00
Wood	280.00	382 46	382 46
Total ...	7,879.39	\$10,267 75	\$4,313 40	\$118 40	\$688 11	\$758 64	\$4,507 60

Sales of School Lands, 1894.

EXHIBIT A 2—*Sales of School Lands for the year ending September 30th, 1894.*

COUNTIES	No. of acres.	Amount sold for.	Princip'l paid.	Int. paid.	Other ch'rges paid.	D'pos't paid.	Balance due.
Adams	520.00	\$654 12	\$91 94	\$19 51	\$79 18	\$483 00
Ashland...	40.00	35 56	9 56	02	26 00
Bayfield...	972.60	866 15	333 15	5 51	533 00
Burnett...	196.68	212 95	99 32	1 11	14 63	99 00
Buffalo ...	40.00	61 43	3 29	10	11 14	47 00
Clark	80.00	82 91	14 20	1 04	7 71	61 00
Douglas...	160.00	140 96	7 70	24	23 26	110 00
Dunn	120.00	120 98	14 09	1 28	16 89	90 00
Eau Claire.	40.00	65 80	53 50	12 30
Forest	40.00	45 18	2 59	08	5 59	37 00
Jackson ...	240.00	243 24	33 20	3 42	18 04	182 00
Juneau....	436.95	445 53	54 36	14 85	64 17	327 00
Langlade .	80.00	100 00	100 00
La Crosse.	80.00	99 08	82 37	16 71
Marinette.	360.00	494 28	87 60	23 99	40 68	366 00
Monroe....	320.00	376 02	52 54	12 97	46 48	277 00
Marathon .	191.00	226 40	88 93	4 26	17 47	120 00
Oconto....	545.38	554 24	340 85	2 91	99 39	114 00
Oneida....	40.00	50 00	50 00
Outagamie	40.00	65 27	3 57	11	10 70	51 00
Portage ...	360.00	358 32	95 36	6 33	33 96	229 00
Price.....	240.00	291 20	216 20	2 03	75 00
Sawyer....	80.00	73 56	3 64	12	17 92	52 00
Vernon ...	80.00	28 43	9 63	18 80
Vilas.....	160.00	200 00	200 00
Washburn.	200.00	217 40	192 00	25 40
Waupaca..	40.00	40 20	7 60	91	2 60	30 00
Wash'gton.	Vil. lots	125 00	34 00	4 02	91 00
Wood	200.00	258 89	55 05	26	23 84	180 00
Total ...	5,902.61	\$6,523 10	\$2,336 24	\$105 01	\$606 86	\$3,580 00

*Sales of University Lands.*EXHIBIT B 1 — *Sales of University Lands for the year ending September 30th, 1893.*

COUNTIES.	No. of acres.	Amount sold for.	Princip'l paid.	Int. paid.	Other ch'rges paid.	D'pos't paid.	Balance due.
Eau Claire	40.00	\$117 70	\$29 70	\$5 13	\$82 00
Tr'mpeal'u	40.00	120 00	30 00	79	90 00
Total ...	80.00	\$231 70	\$59 70	\$5 92	\$172 00

EXHIBIT B 2 — *Sales of University Lands for the year ending September 30th, 1894.*

COUNTY.	No. of acres.	Amount sold for.	Princip'l paid.	Int. paid.	Other ch'rges paid.	D'pos't paid.	Balance due.
Pierce	120.00	\$306 49	\$139 95	\$4 04	\$18 54	\$148 00
Total ...	120.00	\$306 49	\$139 95	\$4 04	\$18 54	\$148 00

Sales of Agricultural College Lands.

EXHIBIT C 1 — *Sales of Agricultural College Lands for the year ending September 30th, 1893.*

COUNTIES.	No. of acres.	Amount sold for.	Princip'l paid.	Int. paid.	Other ch'rges paid.	D'pos't paid.	Balance due.
Polk	120.00	\$217 20	\$7 29	\$1 66	\$32 05	\$64 86	\$113 00
Shawano...	120.00	170 00	55 18	14	5 98	34 84	74 00
Total ...	240.00	\$387 20	\$62 47	\$1 80	\$38 03	\$99 70	\$187 00

EXHIBIT C 2 — *Sales of Agricultural College Lands for the year ending September 30th, 1894.*

COUNTIES.	No. of acres.	Amount sold for.	Princip'l paid.	Int. paid.	Other ch'rges paid.	D'pos't paid.	Balance due.
Oconto....	40.00	\$42 33	\$2 59	\$ 08	\$2 74	\$37 00
Polk	40.00	45 03	2 59	08	5 44	36 00
Shawano...	360.00	429 19	23 94	72	63 25	342 00
Total ...	440.00	\$516 55	\$29 12	\$ 88	\$71 43	\$416 00

*Sales of Marathon County Lands.*EXHIBIT D 1 — *Sales of Marathon County Lands for the year ending September 30th, 1893.*

COUNTY.	No. of acres.	Amount sold for.	Principal paid.
Marathon	80.00	\$60 00	\$60 00
Total	80.00	\$60 00	\$60 00

EXHIBIT D 2 — *Sales of Marathon County Lands for the year ending September 30th, 1894.*

COUNTY.	No. of acres.	Amount sold for.	Principal paid.
Marathon	76.20	\$57 15	\$57 15
Total	76.20	\$57 15	\$57 15

Sales of Indemnity Lands.

EXHIBIT E 1 — *Sales of Indemnity Lands for the year ending September 30th, 1893.*

COUNTIES.	No. of acres.	Amount sold for.	Principal paid.
Chippewa	4,696.39	\$12,289 17	\$12,289 17
Forest	80.00	240 00	240 00
Marinette	329.90	989 70	989 70
Oconto	80.00	240 00	240 00
Oneida	280.00	840 00	840 00
Taylor	240.00	720 00	720 00
Total	5,106.29	\$15,318 87	\$15,318 87

EXHIBIT E 2 — *Sales of Indemnity Lands for the year ending September 30th, 1894.*

COUNTIES.	No. of acres.	Amount sold for.	Principal paid.
Chippewa	356.29	\$1,068 77	\$1,068 77
Forest	178.00	534 00	534 00
Lincoln	429.30	1,287 90	1,287 90
Marinette	119.50	358 50	358 50
Oneida	92.75	277 25	277 25
Sawyer	1,092.93	3,278 79	3,278 79
Taylor	200.00	600 00	600 00
Total	2,468.77	\$7,405 21	\$7,405 21

*Sales of Normal School Lands, 1893.*EXHIBIT F 1—*Sales of Normal School Lands for the year ending September 30, 1893.*

COUNTIES.	No. of acres.	Amount sold for.	Princip'l paid.	Int. paid.	Other ch'rges paid.	D'pos't paid.	Balance due.
Ashland ..	160.00	\$270 00	\$270 00				
Barron	40.00	30 00	30 00				
Bayfield ...	560.00	840 00	840 00				
Burnett ...	80.00	150 00	150 00				
Chippewa ..	870.32	1,060 09	1,060 09				
Clark	676.49	509 13	509 13				
Crawford ..	54.35	81 32	81 32				
Dodge	40.00	48 15	48 15				
Door	57.10	61 45	46 01		\$15 44		
Douglas ...	602.49	964 48	964 48				
Florence ...	398.00	497 50	497 50				
Forest	2,233.44	2,861 52	2,861 52				
Iron	95.00	214 70	214 70				
Jackson ...	80.00	140 00	140 00				
Juneau	40.00	50 00	50 00				
Langlade ..	3,201.24	4,357 24	4,357 24				
Lincoln ...	720.00	1,020 00	1,020 00				
Marathon ..	160.00	260 28	260 28				
Marinette ..	201.05	425 72	425 72				
Marquette ..							
Monroe ...	120.00	154 02	114 12				
Oconto	280.00	420 00	420 00		9 90		
Oneida	1,889.68	2,502 11	2,502 11				
Polk	80.00	150 00	150 00				
Portage	182.55	160 33	156 91		3 42		
Price	1,546.88	2,073 60	2,073 60				
Sawyer	156.18	265 23	265 23				
Shawano ...	396.28	778 54	758 84		19 70		
Taylor	235.93	427 79	427 79				
Vernon ...	42.14	61 54	60 65		89		
Vilas	160.00	200 00	200 00				
Washburn ..	520.00	720 00	720 00				
Waupaca ..	42.79	128 37	128 37				
Wood	48.33	24 17	24 17				
Total ...	15,968.24	\$21,907 28	\$21,878 52		\$28 76		

Sales of Normal School Lands, 1994.

EXHIBIT F 2—*Sales of Normal School Lands for the year ending September 30th, 1894.*

COUNTIES.	No. of acres.	Amount sold for.	Princip'l paid.	Int. paid.	Other ch'rges paid.	D'pos't paid.	Balance due.
Adams	40.00	\$50 00	\$50 00
Ashland ..	117.06	146 33	146 33
Barron	160.00	210 00	210 00
Bayfield ...	164.54	205 08	205 08
Burnett	120.00	290 00	290 00
Chippewa ...	120.00	200 00	200 00
Crawford ...	531.10	929 92	929 92
Douglas ...	117.21	146 51	146 51
Florence ...	76.92	96 15	96 15
Forest	704.43	1,020 54	1,020 54
Grant	6.38	19 14	19 14
Jackson ...	184.58	135 76	57 49	\$ 12	\$18 27	\$60 00
Juneau	80.00	114 40	103 50	10 90
La Crosse ..	40.00	120 00	120 00
Langlade ...	404.76	653 72	653 72
Lincoln ...	1,142.90	1,598 63	1,598 63
Marathon ...	95.89	161 92	161 92
Marinette ..	559.97	506 18	459 97	46 21
Monroe	80.00	90 82	86 90	3 92
Marquette ..	40.00	50 00	50 00
Oconto	722.59	994 09	548 27	2 52	44 82	401 00
Oneida	480.00	670 00	670 00
Polk	511.72	501 76	478 78	22 98
Portage	822.43	736 84	699 58	37 26
Price	1,525.57	1,976 97	1,976 97
Sawyer	236.83	436 04	436 04
Shawano ...	320.00	522 67	280 16	3 59	34 51	208 00
Taylor	238.99	436 97	436 97
Vernon	83.17	159 52	155 91	3 61
Vilas	160.00	200 00	200 00
Washburn ..	157.48	262 44	262 44
Waushara ..	40.00	120 00	120 00
Washington	40.00	35 00	10 00	1 50	25 00
Total ...	10,124.52	\$13,797 40	\$1,288 92	\$7 73	\$222 48	\$694 00

Sales of Drainage Lands, 1893.

EXHIBIT G 1 — Sales of Drainage Lands for the year ending September 30th, 1893.

COUNTIES.	No. of acres.	Amount sold for.	Principal paid.	Other charges paid.
Ashland.....	356.89	\$656 11	\$656 11
Bayfield.....	969.90	1,492 39	1,492 29
Buffalo.....	80.00	66 53	60 00	\$6 53
Burnett.....	328.80	358 88	358 88
Chippewa.....	650.91	618 18	618 18
Douglas.....	680 00	1,060 00	1,060 00
Florence.....	268.00	405 00	405 00
Forest.....	2,526.67	3,158 33	3,158 33
Iron.....	40.00	50 00	50 00
Jefferson.....	37.20	111 60	116 60
La Crosse.....	282.07	282 37	272 98	9 39
Langlade.....	3,159.09	4,158 87	4,158 87
Lincoln.....	1,045.76	1,788 98	1,788 98
Marinette.....	543.15	461 27	427 36	33 91
Oconto.....	160.00	340 00	340 00
Oneida.....	2,551.52	3,472 20	3,472 20
Pepin.....
Polk.....	40.00	50 00	50 00
Portage.....	240.87	372 68	360 66	12 02
Price.....	1,507.28	2,053 26	2,053 26
Sawyer.....
Shawano.....	40.00	120 00	120 00
Taylor.....	280.00	350 00	350 00
Trempealeau.....	51.45	38 59	38 59
Vernon.....	40.00	30 00	30 00
Vilas.....	120.00	150 00	150 00
Washburn.....	440.00	550 00	550 00
Waushara.....	40.00	93 36	48 15	45 21
Winnebago.....	75.72	56 79	56 79
Wood.....	80.00	51 55	43 09	8 46
Total.....	16,635.28	\$22,396 94	\$22,281 42	\$115 52

Sales of Drainage Lands for 1894.

EXHIBIT G 2 — *Sales of Drainage Lands for the year ending September 30th, 1894.*

COUNTIES.	No. of acres.	Amount sold for.	Principal paid.	Other charges paid.
Adams	40.00	\$50 00	\$50 00
Ashland	248.20	380 25	380 25
Barron	280.00	230 00	230 00
Bayfield	40.00	50 00	50 00
Burnett	320.00	522 58	522 58
Buffalo	56.10	42 08	42 08
Chippewa	40.00	120 00	120 00
Crawford	471.04	720 08	720 08
Douglas	40.00	50 00	50 00
Florence	77.08	96 35	96 35
Forest	1,004.19	1,375 23	1,375 23
Grant87	2 61	2 61
Green Lake	40.00	120 00	120 00
Iron	40.00	50 00	50 00
Jackson	80.00	140 00	140 00
Juneau	120.00	150 63	150 63
LaCrosse	320.75	462 25	462 26
Langlade	443.51	770 53	770 53
Lincoln	1,100.36	1,582 65	1,582 65
Marinette	1,064.38	1,152 45	1,075 01	\$77 44
Monroe	200.00	218 89	200 00	18 89
Oconto	40.00	120 00	120 00
Oneida	520.00	650 00	650 00
Polk	80.00	82 03	80 00	2 03
Portage	1,644.61	1,282 00	1,254 40	27 60
Price	1,684.79	2,105 99	2,105 99
Pepin	94.37	141 87	118 94	22 93
Sauk	40.00	35 67	30 00	5 67
Sawyer	240.00	350 00	350 00
Shawano	80.00	240 00	240 00
Taylor	203.33	254 15	254 15
Trempealeau	28.28	38 97	34 24	4 73
Vernon	357.95	307 58	297 20	10 38
Vilas	120.00	220 00	220 00
Washburn	320.00	470 00	470 00
Waupaca	87.75	61 56	43 88	17 68
Waushara	91.31	115 62	89 92	25 70
Wood	40.00	20 00	20 00
Total	11,159.73	\$14,782 02	\$14,568 97	\$213 05

Drainage Moneys, 1893.

EXHIBIT H 1—Statement of Drainage Moneys received for the year ending September 30th, 1893.

COUNTIES.	Amount of sales.	Total dues p'd	Interest	Tax penalty.	Am't due counties.
Ashland	\$656 11	\$656 11
Bayfield	1,492 39	1,492 39
Buffalo	60 00	\$6 58	66 58
Burnett	358 88	358 88
Chippewa	618 18	618 18
Dane	39 34	39 34
Douglas	1,060 00	1,060 00
Eau Claire	3 15	3 15
Florence	405 00	405 00
Forest	3,158 36	3,158 36
Green Lake	4 41	4 41
Iron	50 00	50 00
Jefferson	111 60	111 60
LaCrosse	272 98	272 98
Langlade	4,158 87	4,158 87
Lincoln	1,788 98	1,788 98
Manitowoc	2 52	2 52
Marinette	427 36	427 36
Marquette	\$90 00	34 16	124 16
Oconto	340 00	340 00
Oneida	3,472 20	3,472 20
Polk	50 00	50 00
Portage	360 66	360 66
Price	2,053 26	2,053 26
Shawano	120 00	120 00
Taylor	350 00	350 00
Trempealeau	38 59	18 00	3 45	60 04
Vernon	30 00	30 00
Vilas	150 00	150 00
Washburn	550 00	550 00
Waukesha	12 60	12 60
Waupaca	6 58	6 58
Waushara	48 15	6 30	54 45
Winnebago	56 79	23 10	79 89
Wood	43 09	43 09
Total	\$22,281 42	\$108 00	\$142 19	\$22,531 64

*Drainage Moneys, 1894.***EXHIBIT H 2 — Statement of Drainage Moneys received for the year ending September 30th, 1894.**

COUNTIES.	Sales.	Dues.	Interest.	Am't due counties.
Adams.....	\$50 00	\$50 00
Ashland.....	380 25	380 25
Barron.....	230 00	230 00
Bayfield.....	50 00	50 00
Buffalo.....	42 08	\$6 58	48 66
Burnett.....	522 58	522 58
Crawford.....	720 08	720 08
Chippewa.....	120 00	120 00
Dane.....	\$115 00	68 51	180 81
Douglas.....	50 00	50 00
Eau Claire.....	3 15	3 15
Florence.....	96 35	96 35
Forest.....	1,375 23	1,375 23
Grant.....	2 61	2 61
Green Lake.....	120 00	4 41	124 41
Iron.....	50 00	50 00
Jackson.....	140 00	140 00
Juneau.....	150 63	150 63
LaCrosse.....	462 25	462 25
Langlade.....	770 53	770 53
Lincoln.....	1,582 65	1,582 65
Manitowoc.....	2 52	2 52
Marinette.....	1,075 01	1,075 01
Marquette.....	39 41	39 41
Monroe.....	200 00	200 00
Oconto.....	120 00	120 00
Oneida.....	650 00	650 00
Pepin.....	118 94	118 94
Polk.....	80 00	80 00
Portage.....	1,254 40	140 00	1,255 80
Price.....	2,105 99	2,105 99
Sawyer.....	350 00	350 00
Shawano.....	240 00	240 00
Sauk.....	30 00	30 00
Taylor.....	254 15	254 15
Trempealeau.....	34 24	2 94	37 18
Vernon.....	297 20	297 20
Vilas.....	220 00	220 00
Washburn.....	470 00	470 00
Waukesha.....	12 60	12 60
Waupaca.....	43 88	6 30	50 18
Waushara.....	89 92	3 15	93 07
Winnebago.....	23 10	23 10
Wood.....	20 00	20 00
Total.....	\$14,568 37	\$115 00	\$171 37	\$14,855 34

Apportionment of Drainage Moneys, 1893.

EXHIBIT I 1— *Apportionment of Drainage Moneys in accordance with Chapter 340, Laws of 1889, showing the amount due the several counties for the fiscal year ending September 30th, 1893.*

COUNTIES.	No. of acres selected.	Am't due counties.
Adams.....	1,707.23	\$186 12
Ashland.....	181.24	19 74
Barron.....	160.00	17 42
Bayfield.....	67.70	7 36
Brown.....	720.00	78 48
Buffalo.....	3,105.26	388 54
Burnett.....	360.00	40 32
Calumet.....	177.57	19 34
Chippewa.....	1,424.76	155 32
Clark.....	1,280.00	139 54
Columbia.....	2,248.70	245 13
Crawford.....	1,620.54	176 67
Dane.....	1,796.66	195 87
Dodge.....	2,133.87	232 63
Door.....	1,133.73	123 59
Douglas.....	339.96	37 04
Dunn.....	6,145.66	670 04
Eau Claire.....	1,282.02	139 76
Fond du Lac.....	760.00	82 84
Grant.....	37.30	4 06
Green.....	360.00	39 23
Green Lake.....	453.75	49 45
Jackson.....	1,050.79	114 55
Jefferson.....	1,360.00	148 28
Juneau.....	1,247.33	135 97
Kenosha.....	80.00	8 70
Kewaunee.....	515.02	56 13
La Crosse.....	4,035.42	431 96
Lincoln.....	121.38	13 21
Manitowoc.....	1,825.91	199 06
Marathon.....	1,679.71	183 12
Marinette.....	1,583.37	172 61
Marquette.....	1,642.32	179 04
Monroe.....	1,950.89	212 68
Oconto.....	2,069.70	225 64
Oneida.....	1,626.11	177 27
Pepin.....	1,775.20	193 53
Polk.....	360.18	39 25
Portage.....	1,067.60	116 38
Racine.....	40.00	4 35
Richland.....	1,261.29	137 50
Rock.....	756.22	82 43
Sauk.....	1,879.26	204 97
Shawano.....	1,242.10	135 40
Sheboygan.....	359.99	39 23

Apportionment of Drainage Moneys, 1893.

 EXHIBIT I 1 — *Apportionment of Drainage Moneys* — Continued.

COUNTIES.	No. of acres selected.	Am't due counties.
Trempealeau	861.56	\$93 91
Vernon	1,534.22	167 25
Walworth	1,315.08	143 36
Washington	680.88	74 20
Waukesha	80.00	8 70
Waupaca	4,722.50	514 87
Waushara	1,490.70	162 51
Winnebago	8 9.33	88 22
Wood	1,730.83	188 69
Total	70,250.84	\$7,659 43

Apportionment of Drainage Moneys, 1894.

EXHIBIT I 2— *Apportionment of Drainage Moneys in accordance with chapter 340, laws of 1889, showing the amounts due the several counties for the fiscal year ending September 30th, 1894.*

COUNTIES.	No. of acres selected.	Am't due counties.
Adams	1,707.23	\$89 97
Ashland	181.24	9 55
Barron	160.00	6 42
Bayfield	69.70	3 56
Brown	720.00	37 94
Buffalo	3,105.26	164 64
Burnett	360.00	18 97
Calumet	177.57	9 35
Chippewa	1,424.76	75 18
Clark	1,280.00	67 45
Columbia	2,248.70	118 50
Crawford	1,620.54	85 40
Dane	1,796.66	94 68
Dodge	2,133.87	112 45
Door	1,133.73	59 74
Douglas	339.96	17 91
Dunn	6,145.66	325 87
Eau Claire	1,282.02	68 56
Fond du Lac	760.00	40 05
Grant	37.30	2 56
Green	360.00	18 97
Green Lake	453.75	23 91
Jackson	1,050.79	55 37
Jefferson	1,360.00	71 67
Juneau	1,247.33	65 73
Kenosha	80.00	4 21
Kewaunee	515.02	27 14
La Crosse	4,035.42	212 66
Lincoln	121.38	6 40
Manitowoc	1,825.91	96 22
Marathon	1,679.71	88 52
Marinette	1,583.37	83 44
Marquette	1,642.32	85 54
Monroe	1,950.89	102 81
Oconto	2,069.70	109 19
Outagamie	1,626.11	85 79
Pepin	1,775.20	93 55
Polk	360.18	16 65
Portage	1,067.60	56 26
Racine	40.00	2 11
Richland	1,261.29	66 47
Rock	756.22	39 84

Apportionment of Drainage Moneys, 1894.

EXHIBIT I 2 — *Apportionment of Drainage Moneys* — Continued.

COUNTIES.	No. of acres selected.	Am't due counties.
Sauk.....	1,879.26	99 04
Shawano.....	1,242.10	65 46
Sheboygan.....	359.99	18 97
Trempealeau.....	861.56	45 40
Vernon.....	1,535.22	80 85
Walworth.....	1,315.08	69 30
Washington.....	680.88	35 88
Waukesha.....	80.00	4 21
Waupaca.....	4,722.50	249 87
Waushara.....	1,490.70	78 56
Winnebago.....	809.33	42 65
Wood.....	1,731.83	91 21
Total.....	70,250.84	\$3,702 60

EXHIBIT J 1 — Forfeitures for the year ending September 30th, 1893.

COUNTIES.	SCHOOL FUND.		UNIVERSITY FUND.		COLLEGE FUND.		NORMAL FUND.		DRAINAGE FUND.	
	Acres.	Dues.	Acres.	Dues.	Acres.	Dues.	Acres.	Dues.	Acres.	Dues.
Adams.....	40.00	\$45 00								
Ashland.....										
Buffalo.....	40.00	47 00								
Burnett.....	120.00	119 00								
Crawford, individual loan..								\$500 00		
Douglas.....	160.00	110 00								
Forest.....	40.00	37 00								
Jackson.....	80.00	60 00					80.00	60 00		
Jackson, individual loan..								200 00		
Juneau.....									40.00	\$50 00
Langlade.....	160.00	104 00								
Manitowoc.....									80.00	126 00
Oconto.....					40.00	\$37 00	240.00	301 00		
Outagamie.....	40.00	51 00								
Pierce.....	40.00	1 00	40.00	\$65 00						
Polk.....					40.00	37 00	40.00	76 00	192.72	278 00
Shawano.....					369.57	342 00	80.00	88 00		
Sawyer.....	80.00	52 00								
Vernon.....	80.00	9 00								
Waupaca.....								500 00		
Wood.....	400.00	471 00								
Total.....	1,240.00	\$1,135 00	40.00	\$65 00	409.57	\$416 00	420.00	\$1,725 00	311.72	\$454 00

Forfeitures, 1893.

EXHIBIT J 2 — *Forfeitures for the year ending September 30th, 1894.*

COUNTIES.	SCHOOL FUND.		UNIVERSITY FUND.		COLLEGE FUND.		NORMAL SCHOOL		DRAINAGE FUND.	
	Acres.	Dues.	Acres.	Dues.	Acres.	Dues.	Acres.	Dues.	Acres.	Dues.
Adams.....	40.00	\$29 00								
Barron.....	40.00	30 00								
Bayfield.....	160.00	104 00								
Buffalo.....	40.00	44 00								
Burnett.....	200.00	156 00								
Chippewa.....	120.00	84 00								
Columbia.....	41.90	116 00								
Crawford, individual loan.....		500 00								
Dane.....	80.00	382 34								
Door.....	40.00	27 00								
Douglas.....	1,000.00	741 00								
Dunn.....	400.00	269 00								
Eau Claire.....	40.00	27 00								
Forest.....	317.55	287 00								
Jackson.....	364.75	299 00				Individ	ual Pan	\$200 00		
Juneau.....	171.62	143 00								
Langlade.....					80.00	\$74 00				
Lincoln.....	320.00	219 00								
Monroe.....	80.00	77 00								
Oconto.....					40.00	30 00	120.00	170 00		
Pierce.....	40.00	30 00	80.00	\$164 00						
Polk.....	40.00	30 00			548.63	515 00				
Portage.....	34.75	57 00							40.00	\$20 00
Richland.....	40.00	33 00								
St. Croix.....	440.00	512 70								
Shawano.....	160.00	175 00					120.00	146 00		

Forfeitures, 1894.

EXHIBIT J 2 — *Forfeitures for the year ending September 30th, 1894* — Continued.

COUNTIES.	SCHOOL FUND.		UNIVERSITY FUND.		COLLEGE FUND.		NORMAL SCHOOL.		DRAINAGE FUND.	
	Acres.	Dues.	Acres.	Dues.	Acres.	Dues.	Acres.	Dues.	Acres.	Dues.
Taylor					320.00	\$301 00				
Vernon	400.00	\$379 90								
Washburn	689.19	513 00								
Waupaca						Individ	ual l'an	\$500 00	120.00	\$115 00
Wood	840.00	721 00								
Total	6,139.76	\$5,985 94	80.00	\$164 00	988.63	\$920 00	240.00	\$1,016 00	160.00	\$135 00

Forfeitures, 1894.

Loans.

EXHIBIT K.—*Loans made to School Districts for the fiscal term ending September 30th, 1894.*

No. District.	Name of Town.	County.	Amount Loaned.	Fund.
1	Turtle Lake	Barron	\$425 00	School.
	Washburn	Bayfield	35,000 00	School.
	Iron River	Bayfield	30,000 00	School.
	Town of Bayfield	Bayfield	20,000 00	School.
	Town of Bayfield	Bayfield	5,000 00	Norm'l
5	Big Bend	Chippewa	400 00	School.
15	Big Bend	Chippewa	400 00	School.
10	Edeson	Chippewa	850 00	School.
6	Arthur	Chippewa	400 00	School.
3	Mayville	Clark	300 00	School.
Joint 5	Brighton (Marathon Co.) and Unity	Clark	250 00	School.
2	Pine Valley	Clark	500 00	School.
2	Loyal	Clark	1,500 00	School.
4	Unity	Clark	300 00	School.
Joint 1	Eaton, Warner and City on Greenwood	Clark	1,500 00	School.
2	Withee	Clark	500 00	School.
2	Hewitt	Clark	500 00	School.
5	Haney	Crawford	150 00	School.
11	Madison	Dane	2,300 00	School.
12	Middleton	Dane	2,000 00	School.
4	Springdale	Dane	800 00	School.
7	Oak Grove	Dodge	2,500 00	School.
2	Egg Harbor	Door	500 00	School.
	Bruel	Douglas	1,200 00	School.
	Nebagamain	Douglas	1,495 00	School.
Joint 8	Stanton and Tiffany	Dunn	450 00	School.
5	Sherman	Dunn	600 00	School.
4	Elk Mound	Dunn	500 00	School.
2	Colfax	Dunn	200 00	School.
Joint 4	Colfax, Grant, Otter Creek and Taintor	Dunn	300 00	School.
4	Colfax	Dunn	300 00	School.
5	Stanton	Dunn	400 00	School.
5	Pleasant Valley	Eau Claire	400 00	School.
4	Union	Eau Claire	900 00	School.
Joint 11	Perry (Dane Co.), York (Green co.), and Moscow	Iowa	500 00	School.
7	Alma	Jackson	650 00	School.
1	Northfield	Jackson	250 00	School.
Joint 4	Sullivan and Concord	Jefferson	1,000 00	School.
4	Armenia	Juneau	574 00	School.
2	Rolling	Langlade	300 00	School.
5	Norwood	Langlade	500 00	School.
Joint 1	Mason (Iowa Co.), and Blanchard	La Fayette	700 00	School.
3	Farrison	Lincoln	383 00	School.
5	Russell	Lincoln	500 00	School.
	City of Merrill	Lincoln	1,500 00	School.
1	Amberg	Marinette	750 00	School.
13	Mossinee	Marathon	250 00	School.
5	Cleveland	Marathon	480 00	School.

Loans.

EXHIBIT K.—*Loans made to School Districts for the fiscal term ending September 30th, 1894.*—Continued.

No. District.	Name of Town.	County.	Amount Loaned.	Fupd.
1	Kronenwetter	Marathon.....	\$500 00	School.
4	Eau Plaine	Marathon.....	450 00	School.
Joint 6	Wein and Cassel.....	Marathon.....	545 00	School.
Joint 3	Harrison and Plover....	Marathon.....	400 00	School.
2	Eau Plaine.....	Marathon.....	350 00	School.
3	Granville.....	Milwaukee.....	400	School.
5	Wawatosa.....	Milwaukee.....	8,000	School.
2	Byron.....	Monroe.....	150	School.
Joint 8	Byron and Lincoln.....	Monroe.....	75	School.
6	Maple Valley.....	Oconto.....	1,000	School.
7	Little River.....	Oconto.....	400	School.
8	Oconto.....	Oconto.....	300	School.
1	Spruce.....	Oconto.....	400	School.
2	Pensaukee.....	Oconto.....	1,200	School.
2	City of Appleton.....	Outagamie.....	25,000	School.
1	Spring Lake.....	Pierce.....	600	School.
7	Trim Belle.....	Pierce.....	1,200	School.
3	Union.....	Pierce.....	1,300	School.
2	Georgetown.....	Polk.....	400	School.
Joint 5	Lincoln and village of Amery.....	Polk.....	2,350	School.
4	Alden.....	Polk.....	550	School.
2	Johnston.....	Polk.....	700	School.
Joint 1	Almond, Oasis, Painfield and Pine Grove.....	Portage.....	700	School.
3	Carson.....	Portage.....	500	School.
11	Stockton.....	Portage.....	100	School.
6	Carson.....	Portage.....	400	School.
9	Ogema.....	Price.....	300	School.
Joint 10	Woodland (Sauk Co.), and Westford.....	Richland.....	250	School.
Joint 9	Liberty (Vernon Co.), and Forest.....	Richland.....	2,345	School.
Jt. 1 & 2	Springfield and Cady ..	St. Croix.....	500	School.
2	Spring Green.....	Sauk.....	1,500	School.
7	Wittenberg.....	Shawano.....	350	School.
3	Aniwa.....	Shawano.....	300	School.
5	Hutchins.....	Shawano.....	380	School.
2	Fairbanks.....	Shawano.....	4,000	School.
2	Wittenberg.....	Shawano.....	250	School.
5	Washington.....	Shawano.....	500	School.
1	Richmond.....	Shawano.....	475	School.
3	Green Valley.....	Shawano.....	700	School.
8	Medford.....	Taylor.....	250	School.
Joint 1	Grover and Molitor ..	Taylor.....	400	School.
2	Pine Cree.....	Taylor.....	700	School.
Joint 1	Medford and city of Med- ford.....	Taylor.....	4,500	School.
3	Grover.....	Taylor.....	400	School.
1	Lincoln.....	Trempealeau.....	4,000	School.
1	Sumner.....	Trempealeau.....	1,100	School.
Joint 8	Glencoe (Buffalo Co.), and Arcadia	Trempealeau.....	450	School.

Loans.

EXHIBIT K — *Loans made to School Districts for the fiscal term ending September 30th, 1894.*— Continued.

No. District.	Name of Town.	County.	Amount Loaned.	Fund.
Joint 8	Sterling, Harmony and Jefferson.....	Vernon.....	\$325 00	School.
Joint 1	Jefferson and Viroqua...	Vernon.....	400 00	School.
7	Christiana	Vernon	1,800 00	School.
Joint 9	Forest, Union and Whites- town	Vernon.....	800 00	School.
3	Walworth.....	Walworth....	2,000 00	School.
	Veazie	Washburn....	1,650 00	School.
1	Shell Lake and Bashaw..	Washburn....	2,500 00	School.
	Minong	Washburn....	500 00	School.
3	Matteson.....	Waupaca.....	200 00	School.
Joint 8	Royalton, Mukwa and Weyauwega.....	Waupaca.....	180 00	School.
4	Harrison	Waupaca.....	350 00	School.
5	Omro	Winnebago...	2,000 00	School.
	Eagle River.....	Vilas	15,500 00	School.
	Minoqua	Vilas	3,600 00	School.
5	Sigel	Wood.....	488 00	School.
Joint 1	Wood and City of Pitts- ville.....	Wood.....	500 00	School.
1	Village of Keenoosa.....	Wood.....	1,200 00	School.
			<u>\$226,720 00</u>	

Loans.

EXHIBIT L.— *Statement of the Trust Funds on account of loans made to individuals in the several counties, September 30th, 1894, compared with the amounts due September 30, 1892.*

COUNTIES.	Outstanding Sept. 30, 1892	Paid during two years.	Forfeitures.	Outstanding Sept. 30, 1894
Adams.....	\$1,687 00	\$802 00		\$885 00
Brown.....	250 00			250 00
Chippewa.....	300 00			300 00
Columbia.....	2,450 00			2,450 00
Crawford.....	500 00		\$500 00	
Dane.....	1,950 00	300 00		1,650 00
Dodge.....	940 00			940 00
Fond du Lac.....	300 00			300 00
Grant.....	395 00			395 00
Green.....	300 00			300 00
Green Lake.....	1,000 00			1,000 00
Iowa.....	3,849 24	300 00		3,049 24
Jackson.....	200 00		200 00	
Jefferson.....	500 00			500 00
Juneau.....	550 00			550 00
La Fayette.....	250 00			250 00
Manitowoc.....	1,250 00			1,250 00
Marquette.....	661 50			661 50
Monroe.....	720 00			720 00
Outagamie.....	300 00	300 00		
Pepin.....	143 00			143 00
Pierce.....	133 00			133 00
Portage.....	650 00	200 00		450 00
Racine City.....	602 70			602 70
Racine.....	600 00			600 00
Richland.....	590 00			590 00
Sauk.....	200 00			200 00
Sheboygan.....	150 00			150 00
Trempealeau.....	450 00			450 00
Vernon.....	267 00			267 00
Walworth.....	225 00	225 00		
Waupaca.....	1,100 00	600 00	500 00	
Waushara.....	750 00	100 00		650 00
Winnebago.....	300 00	300 00		
Total.....	\$24,018 44	\$3,127 00	\$1,200 00	\$19,686 44

EXHIBIT M.—*Statement of Lands held by the State September 30th, 1894.*

Counties.	School lands	University lands.	Agricultural college lands.	Normal School lands.	Drainage lands.	Marathon County lands.	Indemnity lands.	Total number acres.
Adams.	2,826.86			833.55	924.43			4,584.84
Ashland	128.87			4,322.05	10,494.60		167.65	15,113.17
Barron.				169.54	182.00			351.54
Bayfield.	814.06			3,308.44	3,578.34			7,700.84
Brown.					68.70			68.70
Buffalo.	200.00			369.30	1,840.53			2,409.83
Burnett	7,878.79			14,156.26	16,464.28			38,463.91
Calumet.					244.80			244.80
Chippewa.	417.70			4,918.47	2,593.10		3,106.27	11,035.54
Clark.	280.00	40.28		1,920.10	504.36			2,744.74
Columbia.	2.86			47.39	.68			50.93
Crawford		157.42		4,058.65	4,869.44			9,085.51
Dane.				40.00	122.11			162.11
Dodge.				812.60	3,501.06			4,313.66
Door	200.00			577.73	624.08			1,401.81
Douglas.				9,786.03	6,751.18			16,537.21
Dunn	600.00			139.00	340.73			1,079.73
Eau Claire.	400.00	329.28		82.35	414.83			1,226.46
Florence	160.00			4,178.07	4,425.93			8,764.00
Fond du Lac					40.00			40.00
Forest.	1,690.97			28,018.28	26,465.01		5,157.12	60,231.38
Grant.				182.84	301.92			484.76
Green Lake.					80.00			80.00
Iron.	80.00			3,000.00	3,000.00		2,912.99	8,992.99
Iowa.	40.00				21.72			61.72
Jackson.	2,015.42			2,087.06	3,201.15			7,303.63
Jefferson.				41.33	138.75			180.08
Juneau.	2,577.40			5,865.98	5,815.34			14,158.72

Lands Held by the State.

EXHIBIT M.—Statement of Lands held by the State September 30th, 1894.—Continued.

Counties.	Schoollands	University lands.	Agricultural college lands.	Normal School lands.	Drainage lands.	Marathon county lands.	Indemnity lands.	Total number acres
Kewaunee.....					43.02			43.02
La Crosse.....	43.25			243.38	758.03			1,044.66
La Fayette.....	10.00							10.00
Langlade.....	240.00		40.00	7,230.13	6,565.28			14,075.41
Lincoln.....	872.95		117.64	11,672.37	12,172.26		6,191.78	31,027.00
Manitowoc.....					279.98			279.98
Marathon.....	280.00	40.00		3,950.44	609.64	1,036.88		5,916.96
Marinette.....	930.00			2,171.70	4,349.91		9,334.80	16,686.41
Marquette.....	40.00			28.35	176.59			244.94
Monroe.....	1,441.96			1,442.90	1,541.30			4,126.16
Oconto.....	940.22			6,957.52	2,204.78		440.00	10,542.52
Oneida.....	12,404.27			43,537.86	38,945.66		734.64	95,622.43
Outagamie.....				626.88	9,527.31			10,154.19
Pepin.....		76.90		70.40	112.00			269.30
Pierce.....				37.17	65.60			102.77
Polk.....	1,000.00			818.43	1,345.87			3,164.30
Portage.....	680.00	268.27		4,254.84	9,549.41			14,752.52
Price.....	841.78			16,503.50	17,688.77			35,034.05
Richland.....				41.44	39.44			80.88
Sauk.....					32.00			32.00
Sawyer.....	1,040.00			4,556.91	5,563.28		5,276.64	16,441.83
Shawano.....	1,557.30			2,988.76	1,047.73			5,593.79
Sheboygan.....				40.00				40.00
Taylor.....	360.00		85.43	4,170.91	4,930.60		3,942.80	13,489.74
Trempealeau.....					914.36			914.36
Vernon.....	1,807.78			1,364.30	2,282.25			4,654.33


Lands Held by the State.

EXHIBIT M.—*Statement of Lands held by the State September 30th, 1894*—Continued.

Counties.	School lands	University lands.	Agricultural college lands.	Normal school lands.	Drainage lands.	Marathon county lands.	Indemnity lands.	Total number acres.
Vilas	40.00	3,521.00	3,509.00	625.47	7,695.47
Washburn	5,096.03	27.25	6,264.96	6,823.75	18,211.99
Waupaca	200.00	344.38	1,289.16	1,832.54
Waushara	280.00	120.00	100.00	500.00
Winnebago	191.18	191.18
Wood	40.00	736.78	766.29	1,543.07
Total	47,831.47	939.40	243.07	212,911.91	230,438.52	,036.88	37,890.16	531,291.41

Lands Held by the State.





Wisconsin Fish Car "Badger."

FIFTEENTH (SIXTH BIENNIAL) REPORT

OF THE

Commissioners of Fisheries

AND

State Fish and Game Warden

OF THE

STATE OF WISCONSIN.

1893-1894.



MADISON, WISCONSIN:
DEMOCRAT PRINTING COMPANY, STATE PRINTER.
1895.

COMMISSIONERS.

EDWIN E. BRYANT, <i>President</i> ,	MADISON.
CALVERT SPENSLEY, <i>Secretary and Treasurer</i> ,	MINERAL POINT.
A. V. H. CARPENTER,	MILWAUKEE.
JAMES J. HOGAN	LA CROSSE.
GEORGE F. PEABODY,	APPLETON.
RICHARD VALENTINE,	JANESVILLE.

SUPERINTENDENT OF HATCHERIES.

JAMES NEVIN,	MADISON.
--------------	----------

LETTER OF TRANSMITTAL.

To the Honorable, the Legislature of the State of Wisconsin:

We have the honor to transmit herewith as required by law the report to the legislature of the transactions of the commissioners of fisheries for the fiscal years 1893 and 1894, an account in detail of their receipts and expenditures for that period and of the spawn and fish received and distributed, with time and place thereof, and such other matters as we have deemed proper.

Very respectfully,

EDWIN E. BRYANT,
CALVERT SPENSLEY,
A. V. H. CARPENTER,
JAMES J. HOGAN,
GEORGE F. PEABODY,
RICHARD VALENTINE.

TABLE OF CONTENTS.

	<i>Page.</i>
Commissioner's report.....	1
Treasurer's report	18
Superintendent's report	20
Report of Dr. W. W. Daniells on analysis of water taken from flowing springs at the fish hatchery.....	27
Number of fish in ponds at the Madison hatchery.....	28
State fish and game warden's report	29
APPENDIX—	
Carp distribution, 1894.....	36
Carp distribution, 1893,	38
Wall-eyed pike distribution, 1894.....	40
Wall-eyed pike distribution, 1893.....	41
Rainbow trout distribution, 1894	42
Rainbow trout distribution, 1893	45
Brook trout distribution, 1894...	48
Brook trout distribution, 1893.....	57
Summary of trout distribution by counties, 1893, 1894	63
Distribution of impregnated lake trout eggs.....	64
Distribution of full grown brook trout	64
Black bass distribution, 1893	65
Black bass distribution, 1894.....	65
White bass distribution, 1893, 1894	66
Whitefish distribution	66
Statistics of lake fisheries.....	67, 68
Statistics of fisheries of United States.....	69, 70

COMMISSIONER'S REPORT.

To the Honorable, the Legislature:

The commissioners of fisheries of the state of Wisconsin, complying with the law, present here following a report of their transactions for the two years ending September 30, 1894. The report contains:

First:—A general statement of transactions.

Second:—A report of the World's Fair exhibit and the operations in preparing and maintaining it.

Third:—A statement of the distribution of fish from the hatcheries and the waters of the state.

Fourth:—A statement of appropriations and expenses of the several states permanently engaged in fish propagation and distribution.

Fifth:—Distribution of black bass and other bass, collected in the Mississippi river and elsewhere and planted in the inland lakes.

Sixth:—Statements as to miscellaneous matters.

Seventh:—Recommendations and suggestions as to the increase of the usefulness of the work of the commission.

Eighth:—Recommendations as to legislation to secure the better protection and preservation of fish.

Ninth:—An appendix of statistics relating to the fish products of the state and other cognate matters.

GENERAL STATEMENTS OF TRANSACTIONS.

The two years covered by this report have been years of increasing activity in the interest committed to the charge of the commissioners. As the beneficial results of stocking the waters of the state with fish artificially propagated become more apparent, the applications to the commission for distribution rapidly increase, taxing the capacity of production to its utmost. To

Commissioners' Report.

meet the demand no pains have been spared; and the utmost that could be accomplished with the means at hand has been done.

The commissioners feel justified in the statement that in no years of its existence have more results been accomplished for the lasting benefit of the state, by its labors, than in the period covered by this report. This is due to the fact that the facilities and skill in propagation and distribution have been increased. The fish car has proved of great value in the work, enabling the commission to inaugurate the work of transplanting live wild fish. This is due also to the further fact that the utmost economy and frugality have been exercised in the effort to accomplish the largest results attainable with the fund placed in charge of the commission.

THE WORLD'S FAIR EXHIBIT.

The legislature in 1891 created a commission designated as the state board of world's fair managers of Wisconsin, whose duties were fully set forth in the act creating the commission. The sum of \$65,000 was appropriated to carry out the purposes of the act (chapter 433, laws of 1891). Of this sum, \$3,000 were by the commission set apart to enable the commissioners of fisheries to make an exhibit of the fish products of the state. Upon the assurance of this appropriation arrangements were made for an exhibit. Contracts for aquariums were entered into; and other needful preparations, so far as could be anticipated were made. The legislature in 1893 (chapter 140), increased the appropriation to the state board of the world's fair managers to \$100,000 additional, of which sum \$13,967 were primarily donated to the fisheries exhibit. The moneys were not placed in the hands of the commission, but their accounts for expenditures chargeable to this fund were first audited by the president of this commission and then presented to and audited and paid by the state board of world's fair managers. The expenses of the commissioners of fisheries, including the procurement of aquaria, the preparation of the exhibit, its superin-

Commissioners' Report.

tendence and maintenance from the opening to the close of the great exposition amounted to the sum of \$12,262.67, leaving a balance of \$1,704.33 to be applied by the managers in other directions. A considerable part of this amount was expended in the laborious work of keeping the aquaria supplied with specimens of the indigenous fish of Wisconsin waters. The water in the aquaria was of a higher temperature during the warmer months than the average temperature of our streams and lakes; and the fish on exhibition died rapidly, requiring constant effort, constant movement of the fish car, and the employment of skilled fishermen in various parts of the state during the months of the exposition to keep the supply adequate to a respectable exhibit.

While our exhibit, compared with that of the United States in the same building, evidenced the frugality which our appropriation imposed, our display of fish was a very attractive feature of the exposition. The constant throngs that crowded into the limited space (one thousand seven hundred and fifty-three square feet) set apart for the exhibit, gave abundant proof that it was not wanting in popular interest. The exhibit attracted profound interest in the circles of aquatic sportsmen, and those conversant with the artificial propagation of fish. The following correspondence is given as testimonial of the success of our exhibit:

HON. JAMES NEVIN, Madison, Wis.

Dear Sir:—I improve the first opportunity after the close of the exposition to express to you, and through you to the fish commission and the people of the state of Wisconsin the appreciation I feel for the very excellent and instructive exhibit made by your state in my department.

Only those who have had to do with aquarial exhibits understand the difficulties which have to be surmounted in order to achieve anything like success. I deem it, therefore, very creditable to those who have been responsible for the installation and conduct of the Wisconsin exhibit, that it has merited and received commendation in all quarters, both as relates to method of installation and variety of specimens exhibited, and the remarkable fine quality of fish, many of which are worthy of special mention for their size and condition.

While I regret that the fishery exhibit of Wisconsin was not unified (the pearls having been very much misplaced by being installed in the department of Mines and Mining, to which they have no relation) nevertheless, I feel that no collection exhibited by the state

REPORT OF THE

Commissioners' Report.

at the Columbian exposition has attracted so much attention as the live fish display, or has better shown to the American public the attractions which Wisconsin offers to every one who enters her borders.

In conclusion I beg to express to you personally, as well as to the various members of your commission whom I have had the honor and pleasure to meet, my deep appreciation of the uniform courtesy which I have always received from you and them. I also feel especially grateful for the zealous efforts which you have made to maintain an exhibit in my department, which reflects honor alike upon yourself, your state, and the department over which I have had the honor to preside.

Yours very truly,

J. W. COLLINS,

Chief Department of Fish and Fisheries.

HON. EDWIN E. BRYANT, President Wisconsin Fish Commission, Madison, Wis.

My Dear Sir:—I have the honor to acknowledge receipt of your esteemed favor of November 10th, and beg you will accept my sincere thanks for your courtesy in sending me the information contained therein, and also for the kind words which you have written.

Accept the assurance that I appreciate most highly the magnificent work done by your commission for my department; and it is a gratification to me to feel that the effort put forth by Wisconsin in making its fish exhibit has not only demonstrated to the people of your own state, more forcibly than otherwise could have been possible, the magnitude and importance of the work you are doing, but it has also shown to the great public of the United States the immense resources for commerce or pleasure possessed by Wisconsin, and which must result to its material advantage.

If the fisheries department over which I have had the honor to preside has gained distinction and the appreciation of the public the result is due to the unselfish devotion of those exhibitors who, like Wisconsin, have come forward to show to the world what they could of the fishing interests in which they are most concerned. I feel that I have a greater reason than can well be expressed in words for gratitude to those who have assisted in making the fisheries exhibit a success, for if I have achieved results in any way satisfactory, it is due to the support I have received from the exhibitors.

Yours very truly,

J. W. COLLINS,

Chief, Department of Fish and Fisheries.

The award of the committee whose field embraced the fisheries exhibit is as follows:

UNITED STATES.

DEPARTMENT D.—FISH AND FISHERIES.

Exhibitor—Wisconsin Fish Commission. Address, Madison, Wis. Group 37-41.
Exhibit—Live Fish in Aquaria; Reptiles in Abuarria; Photos of Fish Hatcheries and Fish Car.

AWARD.

This collective exhibit is worthy of special mention, particularly now that so much attention and interest is given to the artificial propagation of fish. It shows a good collection of fish artificially propagated in Wisconsin state commission hatchery and ponds, and

Commissioners' Report.

the excellent result of the work done by the commission in the hatching and propagating of trout and carp. The propagation of the rainbow trout, which has been a failure in many cases, is carried on by the Wisconsin state fish commission with great success, as shown by the specimens of this fish exhibited in their aquaria.

The live fish they exhibited were kept in excellent condition and the collection as a whole was of great interest and an important feature of the exposition.

(Signed) N. BORODINE,
Individual Judge.

Approved:

L. Z. JONCAS,
President Departmental Committee.

Approved:

JOHN BOYD THATCHER,
Chairman Executive Committee on Awards.

Date, February 28, 1894.

The following from William P. Seal, at one time in charge of the aquarial exhibit, published in the *Forest and Stream*, of December 2, 1893, while criticising some management of the aquaria elsewhere, bears testimony to Wisconsin's part in the great display. He says:

"The Wisconsin fish commission made a vastly better exhibit of valuable food fishes (than the United States commission) under nothing like so favorable conditions — even to carrying and keeping white fish in splendid condition."

The exhibit consisted of the following species of live fish:

Brook trout, six months old.	Bull catfish.
Brook trout, one year old.	Wall-eyed pike.
Brook trout, two years old.	Pickarel.
Brook trout, four years old.	Black bass.
Rainbow trout, six months old.	White bass.
Rainbow trout, one year old.	Yellow perch.
Rainbow trout, two years old.	Sun fish.
Rainbow trout, four years old.	Gar fish.
German carp, one year old.	Rock bass.
German carp, three years old.	Small black bass.
European brown trout, three years old.	Strawberry bass.
Lake trout.	Suckers.
Whitefish.	Sheeps' head.
Sturgeon.	Eel pouts.
Bullheads.	Dog fish.
Blue catfish.	Eels.
Shovelnose sturgeon.	Gold fish.
Muskallonge.	Turtles.
Buffalo fish.	

The number of specimens ranged from twenty to forty of each kind; and the stock was replenished every few days, as it died out in consequence of the confinement and unfavorable waters.

Commissioners' Report.

THE DISTRIBUTION OF FISH.

The constantly increasing demand for the product of the fish hatcheries has rendered it impossible to furnish to all or to any in the quantities applied for. An apportionment among all applicants in the order of their application is all, that can be accomplished. The distribution in the years 1893 and 1894 is reported in detail in the appendix to this report, showing the following results:

DISTRIBUTION OF 1893.

Brook trout.....	1,615,000
Rainbow trout.....	1,675,000
Wall-eyed pike.....	5,500,000
Carp.....	8,050
Black bass.....	29,000
Whitefish.....	35,000,000
Impregnated eggs.....	14,249,000
Total	<u>58,326,050</u>

DISTRIBUTION OF 1894.

Brook trout	3,755,000
Rainbow trout.....	2,555,000
Impregnated lake trout eggs.....	10,777,000
Wall-eyed pike (pike-perch).....	9,600,000
Black bass	73,000
Full grown white bass.....	4,964
German carp	8,125
Full grown male brook trout.....	6,447
Whitefish.....	36,000,000
Total.....	<u>62,789,536</u>

The significance of these statements, as showing large results for the sums expended by the state in stocking waters with food fishes will, it is believed, be manifest by comparison with some of the states engaged in similar enterprises.

COMPARATIVE APPROPRIATIONS.

Wisconsin, with 56,040 square miles, appropriates \$12,000 to the fisheries commission, with \$1,800 for game warden and \$1,500 for his deputies.

Michigan, with an area of 58,915 square miles, spends for

Commissioners' Report.

propagation of fish \$27,483. A salaried game warden is employed with ten deputies. The counties also pay several thousand dollars annually to county deputy game wardens.

Maine, with 33,040 square miles, appropriates \$16,500 per year, which her commission finds "inadequate for efficient service and the demands of the best interests of the state," and they recommend that the sum be doubled.

Massachusetts, area 8,315 square miles, appropriates \$15,700 per annum. Her coasts are largely cared for by the United States Fish Commission.

New Hampshire, area 9,305 miles, spends \$10,000 on hatcheries to stock inland waters.

Connecticut, area 4,990 square miles (less than one-eleventh that of Wisconsin), appropriates \$9,000 for the propagation of fish, and gives her counties power to appoint and pay game wardens.

New York, area 49,170 square miles (6,870 less than Wisconsin), gives to her commission of fisheries \$66,050, of which \$44,000 is for the maintenance of the several hatcheries. The balance is applied to pay the salaries and disbursements of twenty fish and game protectors.

Minnesota, our sister state, with an area of 83,365 square miles, appropriates \$15,000 yearly. This state is much like Wisconsin in the almost innumerable multitude of her lakes.

Pennsylvania, area 45,212 square miles, appropriated in 1893 to her commission \$30,000 for the biennial period, and \$10,000 for water bailiffs to enforce the fish laws.

Other states than those mentioned are making liberal appropriations for the propagation and distribution of fish and the protection of fish and game.

From these comparisons it will be seen that other states are making larger appropriations, in view of area, than Wisconsin. When it is remembered that our state has an unusually large extent of coast, thousands of streams and several thousand inland lakes, giving an unusually large proportion of water area, the natural habitat of food fishes, the wisdom and policy of liberal

Commissioners' Report.

support of pisciculture in this state need, at this day, no arguments or appeals in their behalf. These comparisons are not made in any spirit of complaint. The legislature has responded liberally to all requests made by this commission. In 1891, the commission asked for \$5,000 for a new building at the Madison hatchery, and only seven votes were cast against it. In 1893, the vote was unanimous appropriating \$5,000 for a fish car. It is merely suggested that the states are coming very generally to realize the fact that moneys expended in the augmentation of the supply of food fishes is profitably invested. It is, indeed, "bread cast upon the waters," abundantly returning after many days. By comparing the output of our hatcheries with those of other states it will be seen that we have been able to produce larger results relatively than others. During the last year the distribution in Wisconsin was 62,706,000 of fry and impregnated spawn. New York, with her several hatcheries and her appropriation of \$44,000 for their support, put out in the year ending September 30, 1893, 80,404,467 fish, fry and eggs. California reports a distribution last year from her two hatcheries of 2,665,940 at a cost of 7,500 for expenses of hatcheries alone, \$10,000 per annum being expended in restoring and preserving the fish in the waters of the state. In the two years, 1893 and 1894, the distribution was about 16,000,000 at a cost of \$15,000; besides \$8,130.83 commissioners' fund for general expenses and salaries.

DISTRIBUTION OF BLACK BASS.

The commissioners became satisfied in the summer of 1893 that great benefit would result to the state by the saving of the bass fry in the sloughs of the Mississippi river. That river overflows its banks in times of floods, forming shallow lakes and sloughs along the banks and on the islands. Into this shallow water the bass go to deposit their eggs. On the subsidence of the waters the parent fish return to the channel waters. The eggs hatch by the millions and the young fish

Commissioners' Report.

are left to perish, either by the sloughs drying up in summer or freezing in winter. Mr. Nevin made careful examination, and after correspondence with Hon. Marshall McDonald, the United States commissioner, the work of rescuing these young fish, depositing the common varieties in the nearest channel waters and saving the bass and pike for distribution to other portions of the state, was begun in the month of September, 1893. The work was new to Mr. Nevin and his assistants when commenced, and experiments in methods were necessary. But it is believed that excellent results will follow this work. Superintendent Nevin, in his report, says: "I regard the rescuing and distribution of fish from these low places along the river, where they would otherwise inevitably perish, as one of the most economical and practical methods of re-stocking our inland lakes. All the fish so planted are adapted to any of the waters of the state; and the cost of taking and planting them is very small compared with the cost of the artificial propagation of the same species, since we now have a fish car for transporting the live fish." Hon. Marshall McDonald, the United States commissioner of fisheries, writes that "in no other way can so valuable results be accomplished from so small an expenditure." The work will be vigorously pushed during the coming summer, so far as the means provided will permit.

MUSCALLONGE.

The commissioners believe that the propagation of muscallonge can be profitably undertaken with a small addition to our fund for the purpose. It is a valuable food fish and its game qualities commend it to sportsmen. The New York commission has met with marked success in propagating this fish; and Superintendent Nevin is confident that enough parent fish can be secured in the proper season to begin this work. If adequate means are provided, the commission will act upon the superintendent's recommendation.

Commissioners' Report.

IMPREGNATED LAKE TROUT EGGS.

The method adopted and pursued by this commission in the propagation of lake trout for the past eight years is as follows: Men are placed on the fishing tugs during the spawning season to strip the female fish and impregnate the eggs, which are then carefully measured and planted on the natural spawning grounds as the fishermen return their nets into the water. This commission is the only one to adopt this practice. The fishermen were skeptical at first, and even objected to having the commission's men on the tugs. But the demonstrated success of the experiment has made the fishermen our best friends. At every point on the lake where this work has been done the fishermen find abundance of small trout where never observed or caught before. If the fishermen would, one and all, adopt this plan of preserving and perpetuating the fish on the beds from which their own livelihood is gained, there would be little need of a close season.

THE STOCK OF BREEDING TROUT.

The stock of breeding trout at the hatchery is now, as per recent count, 47,173. They are all fish that have been bred at the hatchery, and, of late, it appears that the virility of the eggs has somewhat deteriorated. It is deemed desirable that, as far as practicable, the stock be freshened by an annual collection of wild trout eggs, which are far more vigorous than those in a sense confined and fed daily on a uniform kind of food. It is intended to improve our stock as much as possible in this way hereafter. The commissioners join with the superintendent in recommending the collection of five thousand wild trout to be placed in the breeding ponds with the native fish.

FISH CAR.

The necessity for a fish car for use in the distribution of fish in a proper manner became so evident that the legislature of 1893 provided funds therefor. A contract was entered into

Commissioners' Report.

with the Litchfield Car and Machine Company, of Litchfield, Illinois, for the building of a car carefully planned for such uses, to be furnished fully equipped for \$5,000, the sum appropriated for its purchase. It is fifty-five feet in length, divided into sections, with passage way in the center. At one end is a kitchen with stove and kitchen utensils, adequate for cooking the food of the men employed on the car. The other end contains a Pullman section with upper and lower berths on one side; on the other a lavatory, clothes room and closet. In the main body of the car are twelve fish tanks, each three feet square and eighteen inches deep, lined with thick galvanized iron, with drain pipes. Underneath the center of the car is a reservoir of eight barrels capacity for water and an ice tank holding two tons. In the end of the main room of the car is a six-horsepower engine and boiler connected with the reservoir. Iron pipes connected with pump give a circulation and aeration of water in the twelve tanks. In these pipes there are connections made with coupling and rubber hose attached, with glass nozzles, that come within one inch of the surface water in the tank. When the pump is in operation the water is forced into the tank with such force as to drive the air and water to the bottom of the tank. Six of these jets can be used in one tank, if desirable. The water wastes back through a stand-pipe into the reservoir, and in constant circulation is repumped into the tanks. The ice keeps the water at an even temperature. The car has been found to be admirably adapted to the uses for which it is designed. Attention is invited to the remarks in Superintendent Nevin's report as to its efficiency and practicability in our work.

AID FROM THE RAILWAY COMPANIES.

The efficiency of the work of the commission in the maintenance of the exhibit at the world's fair and in the distribution and transplanting of fish, has been greatly increased by the liberality of the railway companies in furnishing free trans-

Commissioners' Report.

portation to the fish car and the employes thereon. Fully appreciating the value to the state and to the railway interests as well, the railway officials have generously aided us, not only in affording transportation, but in their courteous efforts to facilitate and expedite the operations of the commission—all giving a practical godspeed to the work. This is evidenced by the following statement of the number of miles traveled by the fish car, "Badger," collecting and distributing fish in 1893 and 1894.

	1893.	1894.
Over C., M. & St. P. Ry.....	3,341	11,292
Over C. & N. W. Ry.....	4,116	6,908
Over C., St. P., M. & O. Ry.....	1,087	2,742
Over C., B. & N. Ry.....	700	1,245
Over Wis. Central Ry.....	2,762	1,027
Over Illinois Central Ry.....	894	Nil.
Over G., B., W. & St. P. Ry.....	Nil.	210
Over M., St. P. & S. Ste. M. Ry.....	Nil.	194
Totals ..	12,840	23,618

For this kind and cheerfully rendered assistance the commissioners desire to make grateful acknowledgments.

FINANCIAL ESTIMATES.

The commissioners respectfully show that they have not been able to carry on the work of the commission as it should be on the present annual appropriation of \$12,000. Repairs are actually needed on the buildings and the ponds at the Nine Springs Hatchery, which will require the outlay of at least \$2,000.

At least \$2,000 annually will be needed to carry on the work of collecting and distributing the Mississippi bass in inland waters.

At least \$1,000 is needed for the purpose of renewing our stock of breeding fish, by obtaining a stock of wild trout and their eggs to prevent deterioration of the breeders.

Commissioners' Report.

ANOTHER FISH HATCHERY.

The demand upon the hatcheries for trout is so great and steadily increasing, and the suitable waters of the state for stocking so abundant as to justify the establishment of another hatchery, to be located at some point where desirable water and facilities for distribution are favorable. It is believed that in this way, propagation can be largely increased without relative increase in expense.

For these purposes, and in order to enable the commission to carry on its work properly, we are of the opinion that there should be appropriated annually in addition to the present annual appropriation, the sum of \$8,000.

VALUE OF THE FISHERIES OF WISCONSIN.

The statistics hereto appended, collected from the most authentic sources within reach of the commissioners, exhibit the extent and value of our lake fisheries:

Fish caught in 1893, pounds.....	40,113,025
Fish caught in 1894, pounds ...	28,998,942
Value of fish caught in 1893.....	\$1,203,395
Value of fish caught in 1894.....	869,737

The calm weather and extreme heat of the last season made it unfavorable for fishing operations; hence the shrinkage in results.

A very important item to be taken into account in this connection is the vast amount of fish caught in the Wisconsin waters of the Mississippi and St. Louis rivers, Lake Pepin, lake and river St. Croix. Without adequate data to form an estimate, it can safely be assumed that many millions of pounds of food fish are annually caught and hundreds of men are employed. The state fish and game warden's department force destroyed \$4,000 worth of nets seized in Lake Pepin alone. The fishing in the Mississippi river is nearly all done with seines, bait lines and set-lines, and in the lakes with fyke and gill nets.

The game and trout fishing of our inland streams and lakes

Commissioners' Report.

brings thousands of sportsmen from other states yearly, hardly less in number than those who visit Maine and Vermont during the fishing season in those states. Judging from the statistics of those and other states much resorted to by sportsmen, it is safe to assume that such tourists bring to and spend in the state hundreds of thousands of dollars annually.

When to these sources of revenue are added the millions of dollars in yearly value of fish caught from our waters and served as food on the tables of the households within the state, the immense value and importance of our fish products are impressed upon the attention. To aid in the propagation and multiplication of this wealth of our waters is certainly economy. To give such protection under wise and stringent laws as will tend to preservation and increase for all of the benefits thus yielded is certainly the dictate of justice and economic policy.

BETTER PROTECTION TO FISH AND GAME.

The commission is strongly impressed that more efficient and more effectually executed fish and game laws are necessary. The artificial propagation of fish is no longer an experiment. It can largely increase the production under normal conditions. It can people any stream with fish adapted to its waters and maintain a strong supply; but its capacities are over-taxed and its results largely thwarted by the lawlessness and short-sightedness of the element in every community, who for present gain or pleasure will "kill the goose that lays the golden egg," and proceed to exterminate faster than propagation can supply. Science teaches that the balance between life and death is so adjusted in the animal world that a slight increase in the abnormal destruction of life over reproduction soon results in extermination. When to the myriads of natural enemies of fish life, man comes with his skill, his nets and improved tackle to engage in wholesale destruction, the species soon become rare if not extinct. Propagation may plant and generous nature may water, but a reasonable protection must be added to give permanent increase.

Commissioners' Report.

Appended to this report is the report of the state fish and game warden, who by law is required to make report to this commission, although not under its direction. It states generally the prosecutions and fines collected, showing that the fines adjudged against offenders exceeds the expenses of employing deputies in the various parts of the state. The report contains many suggestions worthy the consideration of your honorable body.

The commissioners are of the opinion that several practical and beneficial changes should be made in our present laws; and they present the following

RECOMMENDATIONS.

1. The entire subject of fish propagation, their protection and preservation in the waters of the state, should be committed to a single commission or board of officers, with power conferred upon them to appoint and remove fish and game wardens and deputies, and assign their field and scope of duties.

2. The penal laws should be so changed as to be more effective, and to remove all technicalities from prosecution.

3. The whole mass of legislation, both general and local, should be revised and consolidated into one act, and specially separately published with suitable forms for prosecution of cases appended.

4. The power now nominally given to the commissioners of fisheries (by section 13, chapter 307, laws of 1893) for the closing of streams recently planted should be made practical by providing a method by which such closing can be promulgated and made operative.

5. County boards should be given the power to appoint fish and game wardens in their respective counties, to protect the waters thereof, in coöperation with state authorities.

6. More effective provision should be made to secure the stripping and milting and planting of fish spawn caught by fishermen in nets, during the spawning season, under the supervision of deputy wardens.

Commissioners' Report.

CONCLUSION.

In conclusion the commissioners bear testimony to the zeal and efficiency of Mr. James Nevin, superintendent of fisheries. His labors during the past two years have been specially onerous and exacting. The work of preparing, maintaining and securing renewal specimens for the fish exhibit at the World's Fair, greatly added to his labors. The work of collecting and distributing wild fish also imposed upon him much travel and supervision and sharing of the work in the field. His energy and good management and efforts to accomplish the utmost possible with the resources placed in our hands have enabled the commission to make this favorable report of our operations, and to him the credit is largely due.

Hon. Philo Dunning, of Madison, voluntarily retired from this commission in April, 1893, after fourteen years of zealous, faithful service as its president. The success of the work so especially placed under his constant supervision attests to the fidelity and excellent judgment which he brought to the discharge of his duties. He carries into his retirement the warm personal regard of every member of the commission; and his long service so fruitful of good results to the state entitles him to grateful remembrance.

The commission feel justified in anticipating a successful future. The past work of the commission with the means placed in its hands has yielded ample returns. Thousands of streams in the state have been stocked, and where the brook trout was formerly unknown millions are now caught yearly. The rainbow trout, large, gamy, quick in growth and excellent food, has been extensively introduced into our waters, greatly enriching them. Streams and inland lakes are fast being replenished with bass and wall-eyed pike, and thus much is added yearly to the food supply and resources of the state; and its fame is extending wide, affording the sportsman and summer tourist tempting allurements to out-door enjoyment. With moderate outlay and an active

Commissioners' Report.

public sentiment to uphold the hands of the commission, and to enforce the laws, an abundance of excellent food fish can soon be afforded for all, in all parts of the state.

All of which is respectfully submitted January 10, 1895.

EDWIN E. BRYANT,
CALVERT SPENSELEY,
A. V. H. CARPENTER,
JAMES J. HOGAN,
GEORGE F. PEABODY,
RICHARD VALENTINE.

Treasurer's Report.

TREASURER'S REPORT.

Statement for 1893.

<i>Dr.</i>			
1893.		\$759 24	
Jan. 1.	To balance on hand	12,000 00	
	Annual appropriation	5,000 00	
	Appropriation for fish car	918 62	
	State board, world's fair commissioners	63 98	
	M. L. Nelson (for whitefish sold)		\$18,741 84
<i>Cr.</i>			
	By salary, Supt. Jas. Nevin, 12 mos	\$1,800 00	
	Salary, clerk, Arthur Sykes, 12 mos	660 00	\$2,460 00
MANISON HATCHERY ACCOUNT.			
	By Salary, Asst. Supt. V. Maag, 12 mos	\$900 00	
	Henry Sykes 11 months	590 00	
	Jas. Foy 12 months	524 50	
	Sundry employment	780 84	
	Disbursements for fish food	1,374 47	
	Disbursements for distributing fry	372 18	
	Disbursements, collecting and distributing black bass	87 27	
	Disbursements, collecting and distributing black bass	409 48	
	Permanent improvements	118 25	
	Telephone rent	149 50	
	Postage and stationery	1,294 10	
	Miscellaneous expenditures		6,550 59
	Litchfield Car and Machine Co. (for building fish car, "Badger")		5,000 00
MILWAUKEE HATCHERY ACCOUNT.			
	By salary John Maag, officer in charge, 8 months	\$617 00	
	Sundry employment	34 00	
	Disbursements, distributing fry	200 00	
	Disbursements, collecting whitefish eggs	814 77	
	Disbursements, collecting whitefish eggs	453 75	
	Disbursements, collecting pike eggs	276 54	
	Disbursements, taking lake trout eggs	300 00	
	Rent of hatching room	360 00	
	Milwaukee city, rent of water	186 12	
	Permanent improvements	212 78	
	Miscellaneous expenditures		8,414 15
COMMISSIONERS' EXPENSES.			
	A. V. H. Carpenter	\$7 00	
	Philo Dunning	4 25	
	C. L. Valentine	6 85	
			18 10
			\$17,442 84
	Balance on hand Dec. 31, 1893		1,299 00
			\$18,741 84

Treasurer's Report.

TREASURER'S REPORT.

Statement for 1894.

Dr.			
1894.			
Jan. 1. To balance on hand		\$1,299 00	
appropriation for 1894		12,000 00	
amount received for whitefish sold		60 51	
			\$13,359 51
Cr.			
By salary, Supt James Nevm, 12 months		\$1,800 00	
salary, clerk, Arthur Sykes, 12 months		720 00	
			\$2,520 00
MADISON HATCHERY ACCOUNT.			
By salary, Ass't. Supt. V. Maag, 5 months		\$376 60	
Henry Sykes, 10 months		600 00	
O. D. Marks, 5 months		300 00	
James Foy, 12 months		585 00	
James Brisse, 8 months		386 70	
sundry employment		71 25	
disbursements for fish food		960 76	
disbursements for distributing fry		426 00	
permanent improvements		240 83	
telephone rent		73 20	
postage and stationery		106 15	
miscellaneous expenditures		1,181 86	
			\$5,308 85
MILWAUKEE HATCHERY ACCOUNT.			
By salary, John Maag, officer in charge, 7 months		\$520 00	
disbursements, distributing fry		289 10	
disbursements, collecting whitefish eggs		732 36	
disbursements, collecting pike eggs		367 84	
disbursements, planting lake trout eggs		229 88	
rent of hatching rooms		300 00	
Milwaukee city, rent of water		300 00	
gathering statistics of lake fisheries		100 00	
Miscellaneous expenditures		183 18	
			\$3,032 36
COLLECTING AND DISTRIBUTING BASS.			
By disbursements, distributing white bass		\$250 80	
disbursements, distributing black bass		765 09	
			\$1,015 89
By disbursements, repairing and maintaining fish car			\$299 75
COMMISSIONERS' EXPENSES.			
Calvert Spensley (expenses for 1893)		\$36 25	
Richard Valentine		26 35	
Calvert Spensley		7 25	
			\$69 85
Balance on hand Dec. 31, 1894			\$12,246 20
Total			1,113 31
			\$13,359 51

Superintendent's Report.

SUPERINTENDENT'S REPORT.

To the Honorable Board of Fish Commissioners:

GENTLEMEN:—Appended hereto you will find tabular statements of the various kinds of fish that have been hatched and distributed during the years 1893 and 1894.

During the seasons of distribution of trout and other fish, our mail matter will reach from twenty-five to fifty letters per day. In consequence of this large amount of correspondence, it became necessary for us to move our office to Madison in order that we might be more convenient to the postoffice. A room in the capitol was provided us for this purpose, and we are thereby enabled to answer all letters and telegrams promptly. The clerical work of the office has become of considerable importance, and requires prompt attention.

Very few people have the remotest idea of the amount of labor to be performed in connection with an institution of this kind.

Attached hereto you will find an analysis of water taken from the springs at the hatchery, which was made by Prof. Daniells of the state university. You will notice from his statement that the water does not contain the amount of oxygen usually found in spring water.

The demand for fish is constantly on the increase, and it is impossible for us to keep pace with the requisition for brook trout, bass and pike. Judging from the number of applications for fish that we are receiving at the present time, this year will break all records. The Madison hatchery is now run to its full capacity in hatching and distributing trout; and it is to be hoped that the commission will make an effort to obtain the necessary funds to locate another trout hatchery. There is no

Superintendent's Report.

other work that the commission can do in the propagation of fish that will return as much to the general public for the money expended as the stocking of our streams with trout, and our inland lakes and rivers with native fish such as pike, bass and muskellunge.

LAKE FISHERIES.

The lives of the lake fishermen are not easy ones, though the hardships grow less as the steam tugs supersede the old sail boats for visiting the nets. In all kinds of weather the nets must be looked after, and usually the catch is largest when the great gales sweep the lakes. In November the best run of fish occurs, as the herring, whitefish, lake trout, and blue fins leave deep water and seek the shallow spawning grounds. Oil-skins sheeted with ice, numb fingers cut and bleeding from drawing in freezing nets, and faces frost bitten by icy spray are common experiences, while often the gales drive the nets far out of position, and not infrequently tangle them with others almost inextricably. It is at this season of the year that the fish culturist, seeking for spawn, comes in contact with the fishermen; and his duties in this connection, being similar to those of the fishermen, are far from being pleasant.

A few years ago sail boats were employed almost exclusively, but steam tugs of from ten to twenty-five tons burden are becoming more common every year, and with them the risks and hardships of the business decrease.

A gill net is about six feet wide and stands on the bottom of the lake, often in sixty or seventy-five feet of water. The only sign that marks its existence at the surface is a two-foot cedar buoy with cane and pennant fastened to it, which is anchored at each end of a gang of nets. In this respect it differs radically from a pound net. There are usually sixty, and rarely less than forty, gill nets in a gang, and as each net is 300 feet long, the average gang of nets is from three and a half to four miles in length; and I have seen as high as six miles set from one tug.

Superintendent's Report.

If all the gill nets as given in by the fishermen of this state were tied end to end, there would be over fourteen hundred miles of gill nets alone, to say nothing of the thousands of other nets. The eleven fish tugs fishing out of Milwaukee have from sixteen to twenty miles of net in the water at one time while they are fishing. During the summer months the nets were lifted every third day, and in the spring and fall every fifth day.

There were some fifty-four miles of gill nets used in Lake Winnebago the past season.

There never was a time in the history of our state when there were so many fish taken from its waters as during the season of 1893. The fishermen are constantly increasing the number of nets and apparatus for catching fish. The 1894 season shows a decided falling off because of the warmth of the water and the fact that there was but little wind to stir up the lake and start the fish moving. As a consequence the fishing beds, where many were taken last year, gave a decreased yield. Winter fishing is carried on extensively on Lake Michigan. Owners of steam tugs who do towing and other work during the summer months, many of them either buy a gang of nets and fish during the winter months, or lease their tugs to fishermen who have nets and fish on shares. Winter fishing is also carried on quite extensively under the ice at Green Bay, and gives employment to hundreds of people during those months. There is hardly a day in the year that there are not four hundred miles of nets in Lake Michigan and Green Bay. As one gang is taken up another is lowered in its place. The value of the fish taken during the year 1893 was \$1,230,144. The value of boats and fishing tackle was \$522,703, which shows that the fishing industries of this state are of great importance and require wise legislation to foster and protect them.

WHITEFISH.

A successful plant of whitefish in one of our inland lakes has recently been brought to my notice. A few days ago I received

Superintendent's Report.

a letter from ex-Senator Reynolds of Lake Geneva, together with a bottle of fish eggs. Mr. Reynolds requested that I advise him as to what species of fish the eggs belonged, as he was not aware that their lake contained any fish which spawned in the fall of the year. He stated that the eggs were taken from the stomach of perch caught in Lake Geneva, and that for three weeks past the perch caught in the lake, when opened, were found to contain these eggs. The eggs proved to be whitefish eggs; and on looking over the records, I find that half a million of whitefish were planted in the lake in 1880, which accounts for the eggs being found in the stomach of the perch. As the water in Lake Geneva is very deep, and it is fed by springs, I think there is no question that the lake abounds in whitefish, and that a great many could be caught if the proper method of fishing for them was employed at the right season of the year.

In my last annual report I made mention of the increase of whitefish in Green Bay. It affords me no little satisfaction to be able to state that the catch of this year and last show a steady increase over the catch of 1892. This increase is most perceptible on the grounds on which we have been planting steadily for the past eight years.

I regret very much that, in our efforts to propagate whitefish in the great lakes, the co-operation of the fishermen as a whole is not forthcoming. I deprecate exceedingly the enormous destruction by the fishermen of the small whitefish and other species; for there is no question in my mind that the fishermen would be well repaid for their forbearance if they would return all small whitefish they catch to the lake, instead of selling them for "No. 3 Family Whitefish." I believe there are several dealers in the state who will not buy the small whitefish; but there are others who advise the fishermen how to dispose of them to the dealer's advantage.

Messrs. Godfried Leviolett, Jerry Leviolett, John Pelkey, and Olsen and Newman of Little Sturgeon, all tell me that they have thrown overboard many tons of small whitefish, both last season

Superintendent's Report.

and this. During the past fall I have seen them throw overboard, at a single lift of their nets, a thousand pounds of small whitefish, weighing from one-fourth to one-third of a pound each. However, where there is one fisherman who will return the small fish to the water, there are twenty fishermen who put them into their boats with the herring and other fish and bring them ashore, and they are salted as herring or "Family Whitefish." If the fisherman keeps them separate, the dealer will pay him two cents per pound for them. If they are sold with the herring, they will average him about one cent per pound. If these same fish were allowed to come to maturity, they would bring from four to six cents per pound. The same is true of small wall-eyed pike. Fish culture and fish protection should go hand in hand.

The state of Wisconsin was the first state in the union to appropriate money for the protection of fish; and there is no question in my mind that the legislature would enact any laws asked for, if the fish commission would formulate some practical plan for having the laws enforced, by the authority of the commission. Unless they do get such authority and exercise it, it is useless to appropriate money for hatching whitefish for the great lakes.

RESCUING BLACK BASS FROM THE MISSISSIPPI RIVER.

This work was new to us when we commenced it. There is no doubt that by commencing the work two weeks earlier than we did last season, with improved appliances and the experience we have had during the past two seasons, we can do a great work next year, and in the years to come. In this connection, I would recommend that the commission have a cabin boat built with cabin and kitchen, in order that the men working on the river may have a place to eat and sleep.

IMPREGNATED LAKE TROUT EGGS.

The method adopted and pursued by this commission in the propagation of lake trout for the past eight years is as follows:

Superintendent's Report.

Men are placed on fishing tugs during the spawning season to spawn the female fish and impregnate the eggs. The eggs are then carefully measured and planted on the natural spawning grounds as the fishermen return their nets to the water. This commission is the only one in the United States or in America that has made a practice of doing this work in this manner. The fishermen who were skeptical at first, and had so little faith in the work that they did not want us on their tugs, are our best friends to-day. That the work has been a success is proven by the results. At every point on the lake where this work has been done, the fishermen have caught quantities of small trout the second year after planting, where they had never caught them until we commenced planting the impregnated eggs back on the spawning grounds. If the fishermen, one and all, would adopt this method of maintaining the fish supply, there would be no need of a close season.

WORLD'S FAIR.

The fish exhibit made by our state at the world's fair, which was under my supervision, caused a great deal of hard work during the summer of 1893.

During the months of July and August the temperature of the water in the aquaria ranged from seventy to seventy-four degrees Fahrenheit, and it was next to impossible to keep the exhibit up to a creditable standard. However, basing my statement on the verdict rendered by fish culturists in general and the mass of people who inspected the fish exhibits, and whose knowledge of fish and fish culture qualified them to pass judgment, I believe I may safely say that at no time during the exposition did any of our competitors excel us in quality, quantity or variety of native live fish exhibited.

FISH CAR.

During the past two years we have found the fish car a great convenience in the distribution of fish and fry. Heretofore we

Superintendent's Report.

had to send men in the baggage cars with from twenty to twenty-five cans of fish. Now we make at a shipment from 100 to 125 cans, which enables us to much more quickly distribute the fry with all the conveniences for caring for them en route. We can safely carry at a load from 5,000 to 10,000 black bass from two to four inches in length, and from 400 to 800 full-grown white bass.

During this season there were served on the car 1,123 meals at an average cost of eleven cents per meal.

I wish to return thanks for the courteous treatment we have received from the various employes of the railroad companies over which the car has been drawn.

The past two years have been very busy ones both for the employes and myself, although very few improvements or repairs have been made at the Madison hatchery. Our time has been entirely taken up with the regular work and the collection and distribution of fish and fry. The fact that we have been unable to make many needed repairs and improvements has been a constant reminder to us that the time has come when, if the commission is to keep abreast of the times in fish culture, there must be a considerable additional expenditure of money for their purposes.

JAS. NEVIN,
Superintendent.

*Analysis of Water from Hatchery Springs.*REPORT OF PROF W. W. DANIELLS ON ANALYSIS OF
SPRING WATER TAKEN FROM FLOWING SPRINGS
AT THE FISH HATCHERY.

MR. JAMES NEVIN, Superintendent State Fish Hatchery, Madison, Wis.:

Dear Sir: The sample of water from the hatchery springs contains the following inorganic constituents, expressed in grains, per U. S. standard gallon of 231 cubic inches:

Sodium chloride.....	0.2354
Potassium sulphate.....	0.1183
Sodium sulphate.....	0.0569
Sodium nitrate.....	0.1767
Sodium bicarbonate.....	0.1120
Calcium bicarbonate.....	13.9603
Magnesium bicarbonate.....	10.8494
Iron bicarbonate.....	0.0108
Oxide of aluminum.....	0.0303
Silica and insoluble residue.....	1.0225
Total mineral constituents per gallon.....	<u>26.4736</u>

The examination for organic constituents gave the following results expressed in parts per million of the water:

Chlorine.....	2.45
Free ammonia.....	0.123
Albumenoid ammonia.....	0.203
Nitrogen as nitrates.....	0.500
Nitrogen as nitrites.....	0.025

One million parts of the water consume in $\frac{1}{2}$ hour 0.5 parts of oxygen.
 One million parts of the water consume in $2\frac{1}{2}$ hours 0.75 parts of oxygen.
 One million parts of the water consume in $8\frac{1}{2}$ hours 1.00 parts of oxygen.
 One million parts of the water consume in 24 hours 1.5 parts of oxygen.

This water is contaminated, either by surface water flowing over organic matter, or by soil water flowing from soil containing a considerable amount of decomposing organic matter. The quantity of ammonia, both free and albumenoid, is very much greater than ought to be present in a spring water, and the nitrates are also much more abundant than is usual. No nitrates should be present.

The chlorine and mineral constituents are present in about two thirds the quantity commonly found in spring water of this region, showing great dilution by surface water or water from other sources than those of ordinary spring water.

That this water is surface water is indicated by the small amount of oxygen consumed by the organic matter present.

Respectfully, etc.,

W. W. DANIELLS,

Analytical Chemist.

Fish for Breeding Purposes.

Number of fish in the ponds at the Madison hatchery, retained for breeding purposes.

Brook trout, this year's hatch.....	5,000	
Brook trout, two years old.....	7,500	
Brook trout, various ages, breeding fish.....	12,243	
Total brook trout in ponds.....		22,743
Rainbow trout, this year's hatch.....	8,500	
Rainbow trout, two years old.....	4,800	
Rainbow trout, breeding fish, various ages.....	5,000	
Total rainbow trout in ponds.....		19,800
Black spotted trout, of Colorado, two years old.....	1,500	
Black spotted trout, four years old.....	200	
Total black spotted trout.....		1,700
European trout, this year's hatch.....	1,800	
European trout, two years old.....	850	
European trout, breeding fish, various ages.....	300	
Total European trout in ponds.....		2,950
German carp.....		288
Whole number of fish in ponds, at the Madison hatchery.....		<u>47,481</u>

Fish and Game Warden's Report.

STATE FISH AND GAME WARDEN'S REPORT.

To the Honorable, The Wisconsin Fish Commission:

GENTLEMEN:—In accordance with the provisions of chapter 308, of the laws of Wisconsin for the year 1893, I herewith submit my report. I have preferred to do the work of the office without parade or the continual calling of public attention thereto; and as a consequence I think the results accomplished will be a surprise to many people of the state. The figures relating to the prosecutions and convictions, property confiscated and destroyed, are necessarily incomplete, because convictions have been had in many instances which were not reported to this office.

Actual experience, I feel confident, has demonstrated that the present system of wardenship is preferable to the old plan of having a number of wardens, who divided the responsibility, and were enabled to successfully dodge any considerable portion thereof if it was sought to hold them accountable for the work undone in the state. With one warden, who is not only accountable for the management of his department with care and prudence, but is in a measure, responsible for the deeds of the men whom he names as subordinates, I firmly believe more work can be accomplished and with less friction than with a number of wardens having equal authority.

There is one great difficulty in connection with the enforcement of fish and game laws, and that is, that in many localities the sentiment is so manifestly against them that it is exceedingly difficult to secure a conviction on the strongest of evidence.

Fish and Game Warden's Report.

In several instances I have found district attorneys who refused to do their duty, throwing in the way of the performance of duty by warden and deputies every obstacle that they could.

Several justices of the peace usurped the prerogative of the supreme court, by declaring the fish and game laws unconstitutional and refused to hear the cases brought before them.

In many instances, parties have been found guilty and the justice, before whom they were tried, suspended judgment and allowed the offenders to go free.

Inasmuch as the deputies depend upon convictions for their pay, such conduct discourages them and makes ineffective, in many parts of the state, the laws upon the statute books. With this in view it may be possible that some who have criticised the work either of the warden or his deputies in not suppressing illegal shooting or fishing, in some locality, can find in this an explanation. To devise some means of remedying this, I leave to the ingenuity of the legislature of 1895. I have often thought that if the state game warden and state dairy and food commissioner, who occupy the same offices at the capitol, could be provided with an attorney, whose duty it should be to assist in the work of these two departments, much good would be accomplished thereby, especially if this attorney was authorized to prosecute, where district attorneys refused, and the attorney general's judgment should be that the case ought to be prosecuted. This, with a change of venue law which would enable the state to remove cases to unprejudiced localities for trial, might go a long way toward obviating the difficulty.

The following abstract from the reports made to this office by deputies, will serve to give you some idea of the work accomplished during the past two years, or since April 1, 1893, at which time the laws as now constituted went into force, and there is no doubt in my mind that if a full report could be obtained from all the counties, the figures would be increased at least one-third. No record has been kept of arrests, where convictions have not been secured.

Fish and Game Warden's Report.

Amount of fines paid into courts as reported.....	\$3,699.89
Gill nets destroyed	827
Hoop nets destroyed	49
Seines destroyed	3
Traps destroyed	5
Pound net destroyed	1
Spears destroyed	70
Set lines destroyed	220
Persons sent to jail on failure to pay fines.....	7

Experience has led me to advise the amendment of the fish laws:

First, I suggest that there be no closed season for bass or pike of any variety, but that permission be given to take them at any time of the year by angling or trolling. I do not believe that with such a law the number of fish would be materially decreased, whether they are fished for in or out of the spawning season. In making this suggestion I realize that I am calling down upon my head the wrath of many amateur sportsmen, but observation and close study of the habits of these varieties of fish leads me to this conclusion. In my opinion, if stringent laws were enacted prohibiting the shipment of fish out of the state, the whole problem would be solved.

Second, if the fish is caught now during the prohibited season, it must be thrown back into the water. If blood in any considerable quantity flows from the fish, by reason of the injuries it has received from the hook, the fish will certainly die in a few hours and pollute the waters. To simplify matters, I suggest that a law be enacted providing a closed season for trout, prohibiting the use of spears, set lines, explosives, snatch hooks, chemicals and nets, and I believe the waters of the state would swarm with fish in a short time. As the law now stands, the angler may take any kind of fish except trout, bass and pike at any time of the year. It seems to me that this is absurd, because it is well known that bass and pike spawn at the same time with pickerel, and frequent the same waters with the last mentioned fish.

He must be a wise angler indeed, who can prevent a bass or

Fish and Game Warden's Report.

pike from taking his hook during the closed season while he is fishing for pickerel or other fish. He is liable to commit a double crime. If he hooks the fish in the closed season, he is liable to punishment for violation of the law, and if, after discovering the variety of fish he has on his hook, he casts it back into the water and it dies, he is liable for polluting the stream.

This department has had some strange experiences, but the strangest suggestion which has reached me was a proposition submitted by McDonald & Barnard, lawyers at St. Paul, Minn. They proposed that this department suspend the enforcement of the law regarding the catching of fish out of season, so far as the frequenters of Lake Pepin were concerned. The letter was an ingenious one, but its bold proposal stared the reader in the face at every line. They demanded that this department extend to the people of the vicinity of Lake Pepin immunity from the laws which people in other parts of the state were bound to obey, and which the head of the department and his assistants had sworn to enforce. The coolness of the proposal was only equaled by the insulting nature of the reply made by the attorneys to the letter written by the warden refusing to suspend the operation of laws which he was sworn to enforce.

What promised to be a serious question concerning the game laws arose during the past year. The law provides that the clear proceeds of all fines be turned into the general fund of the state treasury, whereas the constitution says that they should go into the school fund. An attack was made upon the law on the ground that it was unconstitutional, but on the advice of the attorney general that this invalid clause did not invalidate the entire law, it was enforced just the same; but the legislature should amend the law so as to make this part of it conform to the constitution.

Regarding the game laws, I have two suggestions to make:

First, that the open season for deer be changed from the month of October to the month of November. The reason of

Fish and Game Warden's Report.

this is: In the first place, the venison can not be kept any length of time in October, and it spoils in vast quantities. The game is killed without benefit to the hunter or his friends, and great waste results. But this is not all nor the worst. When the deer are hunted in October, fawns and does are the principal subjects of the gun. November is the running season of the bucks, and they become bold and fearless, while the fawns are older and more able to take care of themselves, and the does are not impeded by their attention to the fawns.

Second, I earnestly recommend the prohibition of spring shooting of ducks and geese.

I desire at this time to acknowledge the many courtesies and kindnesses shown this department by the members of the state fish commission, and the ability and good judgment which I have always discovered is possessed by the superintendent of the hatcheries, James Nevin, whose untiring energy and intelligent, capable conduct of the affairs under the control of the commission have made Wisconsin stand in the very front rank among the propagators of the piscatorial tribe.

Respectfully submitted,

D. W. FERNANDEZ,

State Fish and Game Warden.



APPENDIX.

Carp Distribution, 1894.

CARP DISTRIBUTION, 1894.

Name and postoffice address of applicant.	No. of fish.	Name and postoffice address of applicant.	No. of fish.
BROWN COUNTY—		JUNEAU COUNTY—	
Arthur Belle, Duck Creek.....	50	James Lynn, Camp Douglas....	50
Henry Sykes, Madison.....	800	Jas. H. Rhodes, Mauston.....	50
Planted in Green Bay.....			100
	850	LA CROSSE COUNTY—	
CALUMET COUNTY—		E. Hemstock, Burns.....	50
Henry Kuehl, New Holstein....	100	Thomas Barclay, Stevenstown..	100
CLARK COUNTY—			150
A. Glub, Granton.....	50	LA FAYETTE COUNTY—	
Wm. Fischer, Granton.....	50	C. Hutchinson, Shullsburg.....	100
Chas. Sternitzky, Lynn.....	50	LINCOLN COUNTY—	
	150	W. H. Bradley, Tomahawk.....	100
COLUMBIA COUNTY—		Carl A. Rusch, Merrill.....	50
L. L. Barney, Portage.....	100	Elmer E. Slater, Tomahawk....	50
Robert Bruce, Portage.....	100		200
A. A. Worden, Portage.....	50	MANITOWOC COUNTY—	
O. C. Williams, Cambria.....	50	Fred Kopping, Meggers.....	50
	300	L. T. Kepplar, Steinthal.....	50
DANE COUNTY—			100
E. P. May, Cambridge.....	50	MARATHON COUNTY—	
Jas. Foy, Madison.....	100	B. F. McMillan & Bro., McMillan	50
A. Sykes, Madison.....	125	Fred Dumdei, Nutterville.....	50
	3.5	Paul G. Dundy, Nutterville....	50
DOUGLAS COUNTY—		Chas. G. Shuster, Nutterville....	50
P. J. Raiton, Superior.....	50	William Ventzke, Wausau.....	50
J. A. Bardon, Superior.....	50	Walter Reinhart, Wausau.....	50
A. G. Alscamp, Superior.....	50		300
A. W. Kupert, Superior.....	50	MARQUETTE COUNTY—	
N. Lucius, Jr., White Birch.....	50	A. Walter, Almond.....	50
	250	William N. Glover, Montello...	50
DUNN COUNTY—			100
L. E. Toyce, Sand Creek.....	50	MILWAUKEE COUNTY—	
EAU CLAIRE COUNTY—		Max. Rosenthal, Wauwatosa....	50
Henry Miller, Eau Claire.....	50	John Maag, Milwaukee.....	1,900
Bubser & Girnan, Eau Claire....	100	Planted in Milwaukee river.....	
A. M. Sherman, Eau Claire.....	100		1,950
	250	MONROE COUNTY—	
FOND DU LAC COUNTY—		Ed. Arians, Tomah.....	50
John Laper, Fairwater.....	100	OZAUKEE COUNTY—	
GRANT COUNTY—		J. W. Luffring, Saukville.....	50
A. R. Case, Lancaster.....	50	PIERCE COUNTY—	
Thomas G. Treilvar, Lancaster..	50	J. M. Graham, Spring Valley....	50
W. J. Bailie, Lancaster.....	50	PORTAGE COUNTY—	
	150	Thomas Riley, La Nark.....	50
GREEN LAKE COUNTY—		RACINE COUNTY—	
Fred Kluck, Germania.....	50	C. K. Stearns, Racine.....	50
IOWA COUNTY—		ROCK COUNTY—	
E. J. Perkins, Dodgeville.....	100	Jas. Nevin, Madison, planted in	200
JACKSON COUNTY—		Rock river.....	50
H. O. Helle, Taylor.....	50	E. H. Fielder, Evansville.....	
Alex. Bock, Black River Falls...	50		250
	100		

Carp Distribution, 1894.

CARP DISTRIBUTION.—Continued.

Name and postoffice address of applicant.	No. of fish.	Name and postoffice address of applicant.	No. of fish.
SAUK COUNTY—		WAUPACA COUNTY—	
G. A. Martin, Merrimack.....	50	B. N. Roberts, Waupaca.....	50
C. Scholtz, Reedsburg.....	50	W. H. Stow, Sheridan.....	50
Wm. C. Schultz, Reedsburg.....	50	Geo. N. Jeffers, Sheridan.....	50
	150	W. B. Jeffers, Sheridan.....	50
SHEBOYGAN COUNTY—			200
Michael Riley, Parnell.....	50	WAUSHARA COUNTY—	
John Masterson, Hoard.....	50	J. G. Pomrenke, West Bloomfield	50
R. G. Arnold, Glenbeulah.....	50	Louis Tinn, West Bloomfield ..	50
	150	C. A. Kimball, Pine River.....	50
TREMPEALEAU COUNTY—			150
W. P. De Bow, Blair.....	50	WINNEBAGO COUNTY—	
H. L. De Bow, Blair.....	50	Jas. Nevin, Madison, planted in	
	100	Wolf river.....	400
WASHBURNE COUNTY—		Planted in Fox river.	400
Jacob Burke, Spooner.....	50	Geo. Hanson, Crete.....	50
WASHINGTON COUNTY—			850
Jos. Elsinger, St. Lawrence.....	100	WAUKESHA COUNTY—	
WAUKESHA COUNTY—		C. W. Fraser, Menomonie Falls.	50
C. W. Fraser, Menomonie Falls.	50	Total for 1894.....	8,125

Carp Distribution, 1893.

CARP DISTRIBUTION, 1893.

Name and postoffice address of applicant.	No. of fish.	Name and postoffice address of applicant.	No. of fish.
ASHLAND COUNTY—		JUNEAU COUNTY—	
Nohl & Carkee, Butternut.....	100	Charles Grotre, Mauston.....	100
BAYFIELD COUNTY—		J. E. Smith, Mauston.....	100
Wm. C. Coburn, Washburn.....	100	F. M. Canfield, Necedah.....	100
Joseph Ozier, Iron River.....	100	S. L. Kennedy, New Lisbon.....	100
	200		400
CALUMET COUNTY—		LA CROSSE COUNTY—	
J. Schildhauer, New Holstein....	100	H. Waddell, Burns.....	100
CHIPPEWA COUNTY—		Jas. Wanlass, Jr., Burns.....	100
H. Beyer, Bloomer.....	100	Jas. Wanlass, Sr., Burns.....	100
		Jas. Barclay, West Salem.....	100
CLARK COUNTY—			400
M. Moldenhauer, Maple Works..	100	LANGLADE COUNTY—	
G. Fischer, Neillsville.....	100	C. L. Leykon, Antigo.....	100
	200	Philip Ryan, Summit Lake.....	100
COLUMBIA COUNTY—			200
J. McKenzie, Poynette.....	100	MANITOWOC COUNTY—	
E. Hinkson, Poynette.....	100	Joseph Klien, Kiel.....	100
	200	MARATHON COUNTY—	
CRAWFORD COUNTY—		Chris Weitzenicker, Knowlton ..	100
Geo. Wachter, Prairie du Chien..	100	Chas. Koenig, Wausau.....	100
DANE COUNTY—		Herman Dahnel, Wausau.....	100
John Cusick, Oregon.....	100	Wm. Weinke, Wausau.....	100
H. H. Willard, Mazomanie.....	100	William Buttke, Wausau.....	100
L. O. Jordan, Dayton.....	100	William Venzke, Wausau.....	100
B. M. Minch, Madison.....	100	John Loy, Stettin.....	100
	400	Carl Hoeft, Stettin.....	100
DODGE COUNTY—			800
Philip Kiefer, Richwood.....	100	MARQUETTE COUNTY—	
G. Stoltz, Beaver Dam.....	100	Fred Bonhor, Westfield.....	100
G. Schneider, Theresa.....	100	MILWAUKEE COUNTY—	
A. Dornfeld, Lebanon.....	100	Geo. Trimberger, St. Martins ...	100
	400	Emil Sohendorf, Milwaukee ...	50
DOUGLAS COUNTY—			150
N. Lucius, Jr., Gordon.....	100	MONROE COUNTY—	
EAU CLAIRE COUNTY—		Homer L. West, Sparta.....	100
Samuel Welke, Fall Creek.....	100	T. L. Martin, Wilton.....	100
Henry Russell, Augusta.....	100		200
	200	ONEIDA COUNTY—	
FOND DU LAC COUNTY—		Carr & Eby, Rhinelander.....	100
F. D. Leonard, Fond du Lac....	100	PORTAGE COUNTY—	
J. M. Sattler, Calumet Harbor...	100	W. H. Plank, Almond.....	100
Louie Northrup, Waupun.....	100	RACINE COUNTY—	
	300	James Yates, Sylvania.....	100
GREEN COUNTY—		ROCK COUNTY—	
W. R. Webb, Albany.....	100	J. W. Austin, Lima.....	100
JACKSON COUNTY—		ST. CROIX COUNTY—	
J. B. Miller, Alma Center.....	100	J. E. Jones, Hudson.....	100
JEFFERSON COUNTY—		H. Schroeder, Stillwater.....	100
A. Sollday, Watertown.....	100	M. Steckmeyer, Roberts.....	100
R. Hooper, Lake Mills.....	50	E. P. Burkhardts, Burkhardts...	100
	150	Sivert Olson, Deer Park.....	100
			500

Carp Distribution, 1893.

CARP DISTRIBUTION—Continued.

Name and postoffice address of applicant.	No. of fish.	Name and postoffice address of applicant.	No. of fish.
SAUK COUNTY—		WASHINGTON COUNTY—	
H. C. Hunt, Reedsburg	100	J. Schlaggenhaft, Nenno	100
		Henry Volesky, Allenton	100
			200
SHAWANO COUNTY—		WAUPACA COUNTY—	
John Way, Split Rock	100	Chas. H. Anderson, Scandinavia	100
		Ole C. Sether, Scandinavia	100
SHEBOYGAN COUNTY—		M. S. Stroud, Manawa	100
Fred Backhouse, Beechwood	100	P. A. Ham, Crystal Lake	100
Charles Koch, Beechwood	100	John Bartram, Waupaca	100
C. H. Haslee, Green Bush	100	Liough Phen, Waupaca	100
Geo. L. Tupper, Sheboygan Falls	100		600
	400	WAUKESHA COUNTY—	
TREMPEALEAU COUNTY—		David Sheehan, Colgate	100
Ben Dale, Galvesville	100		
L. L. O'Dell, Galesville	100	WINNEBAGO COUNTY—	
	200	A. Anderson, Neenah	100
WASHBURN COUNTY—		Horn & Swan, Oshkosh	100
Ira Holmes, Spooner	100		200
Henry Peck, Spring Brook	100		
	200	Total for 1893	8,050

Wall-Eyed Pike Distribution, 1894.

WALL-EYED PIKE DISTRIBUTION, 1894.

Name and postoffice address of applicant.	No. of fish.	Name and postoffice address of applicant.	No. of fish.
ADAMS COUNTY—		OZAUKEE COUNTY—	
Louis Cooper, Lake Side.....	300,000	P. J. Krohenke, Thinesville.....	300,000
COLUMBIA COUNTY—		Wm. M. Foster, Pt Washington..	300,000
O. C. Williams, Cambria.....	300,000		600,000
R. C. Falconer, Portage.....	300,000	PORTAGE COUNTY—	
Thomas Powers, Wyocena.....	300,000	F. B. Lamoreaux, Stevens Point	300,000
	900,000	RACINE COUNTY—	
DANE COUNTY—		T. F. Shepard, Yorkville.....	300,000
E. P. May, Cambridge.....	300,000	SAUK COUNTY—	
DODGE COUNTY—		J. T. Huntington, Delton....	300,000
James M. Cole, Waupun.....	300,000		
G. J. Clark, Mayville.....	300,000	SHEBOYGAN COUNTY—	
G. L. Megis, Fox Lake.....	300,000	M. J. Burke, Waldo.....	300,000
	900,000	WAUKESHA COUNTY—	
FOND DU LAC COUNTY—		J. S. Stickney, Wauwatosa.....	300,000
J. V. Northrup, Waupun.....	300,000	J. W. Henning, Milwaukee....	300,000
GREEN LAKE COUNTY—		J. G. J. Campbell, Nashotah....	300,000
C. H. Britton, Berlin.....	300,000	H. H. Clark, Genesee.....	300,000
IOWA COUNTY—		G. A. Gropp, Dousman.....	300,000
D. L. Wiren, Mineral Point....	300,000		1,500,000
JEFFERSON COUNTY—		WAUPACA COUNTY—	
David E. Bradley, Chicago.....	300,000	W. B. Jeffers, Sheridan.....	300,000
LA CROSSE COUNTY—		Geo. N. Jeffers, Sheridan.....	300,000
W. S. fish and game club, West	300,000	W. H. Sheridan, Sheridan.....	300,000
Salem.....	300,000	James Button, Spring Water....	300,000
Thomas Barclay, Mindora.....	300,000	Chas. R. Brainard, Waupaca....	300,000
	600,000		1,500,000
LA FAYETTE COUNTY—		Total for 1894.....	9,600,000
E. P. Drake, South Wayne.....	300,000		
Samuel Briggs, South Wayne...	300,000		
	600,000		

Wall-Eyed Pike Distribution, 1893.

WALL-EYED PIKE DISTRIBUTION, 1893.

Name and postoffice address of applicant.	No. of fish.	Name and postoffice address of applicant.	No. of fish.
ADAMS COUNTY— J. W. Wilson, Kilbourn City.....	100,000	MILWAUKEE COUNTY— Geo. F. Trimberger, St. Martins.....	100,000
COLUMBIA COUNTY— John Cuff, Portage.....	100,000	ONEIDA COUNTY— C. L. Ryder, Milwaukee.....	200,000
L. L. Barney, Portage.....	100,000	OZAUKEE COUNTY— John Pineborn, Saukville.....	100,000
	200,000	OCONTO COUNTY— Geo. Beyer, Oconto.....	100,000
DANE COUNTY— W. W. Warner, Madison.....	100,000	ROCK COUNTY— P. M. Green, Milton.....	100,000
T. C. Lund, Stoughton.....	100,000	SAUK COUNTY— Anson Priest, Reedsburg.....	100,000
	200,000	P. Lane, Reedsburg.....	100,000
DODGE COUNTY— Gustavus Stolz, Beaver Dam.....	100,000	J. T. Huntington, Delton.....	100,000
August Sterr, Knowles.....	100,000		300,000
M. E. Burke, Beaver Dam.....	100,000	WALWORTH COUNTY— Sage & Co., Delavan.....	100,000
John Stoddart, Fox Lake.....	100,000	James P. Smith, Chicago.....	100,000
R. C. Williams, Fox Lake.....	100,000		200,000
G. Weber, Theresa.....	100,000	WASHINGTON COUNTY— A. G. Koen, Kewaskum.....	100,000
G. Schneider, Theresa.....	100,000	WAUKESHA COUNTY— Herman Fehr, Milwaukee.....	100,000
	700,000	P. A. Stamm, Milwaukee.....	100,000
FOND DU LAC COUNTY— Andrew Hill, Ripon.....	100,000	F. P. Hartwell, Dousman.....	100,000
F. Hamilton, Ripon.....	100,000	Henry Bow, Hartland.....	100,000
	200,000	C. W. Mihrath, Milwaukee.....	100,000
GREEN COUNTY— H. C. Putnam, Brodhead.....	100,000	P. J. Runwill, Milwaukee.....	100,000
E. T. Warren, Albany.....	100,000	Louis Auer, Milwaukee.....	200,000
	200,000		800,000
JEFFERSON COUNTY— David E. Bradley, Lake Mills.....	100,000	WAUPACA COUNTY— W. W. Brunner, Sheridan.....	200,000
JUNEAU COUNTY— C. A. Leicht, New Lisbon.....	100,000	C. A. Spicer, Clintonville.....	200,000
LA CROSSE COUNTY— Alex Johnson, West Salem.....	100,000		400,000
LA FAYETTE COUNTY— Jas. Morgan, Darlington.....	100,000	WAUSHARA COUNTY— C. A. Davenport, Auroraville.....	100,000
W. R. Law, Darlington.....	100,000	R. L. D. Potter, Berlin.....	100,000
Jos. H. Clary, Darlington.....	100,000		200,000
Jas. Tierany, Calamine.....	100,000	WINNEBAGO COUNTY— S. A. Cook, Neenah.....	100,000
	400,000	Geo. Danielson, Neenah.....	100,000
MARINETTE COUNTY— L. E. Katzenstein, Milwaukee.....	100,000		200,000
J. V. Stevens, Amberg.....	100,000		5,500,000
C. E. Rollins, Chicago.....	200,000		
	400,000	Total for 1893.....	

Rainbow Trout Distribution, 1894.

RAINBOW TROUT DISTRIBUTION, 1894.

Name and postoffice address of applicant.	No. of fish.	Name and postoffice address of applicant.	No. of fish.
ADAMS COUNTY—		Atley Peterson, Soldiers Grove..	5,000
Wm. Fiegl, Strongs Prairie	10,000	J. O. Davidson, Soldiers Grove..	5,000
Jon Seeverson	10,000	Ole Knutson, Soldiers Grove....	5,000
	20,000		65,000
ASHLAND COUNTY—		DOOR COUNTY—	
Nohl & Yarkee, Butternut.....	10,000	C. M. Whiteside, Sawyer	10,000
BARRON COUNTY—		DOUGLAS COUNTY—	
I. Sprague, Prairie Farm.....	10,000	N. Lucius, Jr., White Birch.....	15,000
G. E. Scott, Prairie Farm	10,000	August W. Kunert, Superior.....	10,000
H. S. Comstock, Cumberland	20,000	Jos. Roper, Superior	10,000
F. A. McDougald, Clear Lake....	10,000	William Wegner, Superior.....	10,000
S. J. Packard, Canton.....	10,000	A. G. Alscamp, Superior	10,000
	60,000	John A. Bardou, Superior	10,000
BROWN COUNTY—		P. E. Waterbury, White Birch....	10,000
Conrad Beth, Green Bay	10,000	Charles Lord, White Birch	10,000
Victor Bader, Green Bay	10,000	W. E. Lowell, White Birch.....	10,000
I. G. Beaumorst, Green Bay	10,000		95,000
Louis Schaller, Green Bay	10,000	DUNN COUNTY—	
E. L. Tyrell, Green Bay	10,000	O. G. Kinney, Colfax.....	10,000
Val. Klesges, Green Bay	10,000	F. J. Basner, Wheeler	10,000
A. G. E. Holmes, Green Bay.....	10,000	A. Brickley, Boyceville	10,000
Jerry Coleman, Henrysville.	10,000	O. J. Oleson, Colfax	10,000
Constaine Huns, Green Bay	10,000	A. H. McCabe, Downing	10,000
E. Boland, Green Bay	10,000	F. S. Sherwood, Wheeler....	10,000
Val. Klesges, Green Bay	10,000		60,000
C. F. Kimball, Green Bay.....	10,000	FOND DU LAC COUNTY—	
	120,000	E. J. Burnside, Ripon.....	10,000
BUFFALO COUNTY—		H. R. Hill, Ripon	10,000
John D. McKenzie, Alma	20,000	F. Hamilton, Ripon	10,000
L. P. Hunner, Alma	10,000	Geo. Loyd, Eden	10,000
Andrew Miller, Alma	10,000	Oscar Berry, Eden	10,000
Erik Alme, Nelson	10,000	John Hill, Ripon	10,000
	50,000	Fred Schroeder, Eldorado	10,000
CALUMET COUNTY—		W. C. Hamilton, Fond du Lac....	10,000
J. Schildhauer, New Holstein....	10,000	H. P. Cody, Ripon	10,000
			90,000
CHIPPEWA COUNTY—		GRANT COUNTY—	
M. J. Humphrey, Stanley.....	10,000	Nels Ellingson, Boscobel.....	10,000
Stephen Abrams, Stanley	10,000	John Smalley, Muscoda.....	10,000
R. D. Whittemore, Chippewa Falls...	15,000	J. P. Esch, Muscoda.....	10,000
Frank Hunter, Chippewa Falls....	10,000	Geo. Henkel, Boscobel.....	10,000
	45,000	L. P. Henkel, Boscobel.....	10,000
CLARK COUNTY—		O. J. Bay, Millville	5,000
Chas. A. VanDusen, Thorp.....	10,000	Jos. Horsfall, Millville.....	10,000
Peter Cattanaach, Snow	10,000		65,000
	20,000	IOWA COUNTY—	
COLUMBIA COUNTY—		Jos. Frost, Avoca.....	10,000
B. C. Meacham, Portage.....	10,000		
CRAWFORD COUNTY—		JUNEAU COUNTY—	
W. A. Chatterton, Wauzeka....	5,000	Henry Shall, Mauston.....	10,000
J. N. Kast, Belle Center	5,000	Chas. M. Grothe, Mauston....	10,000
Wilson Shockley, Belle Center ..	5,000	Fred Ely, Mauston	15,000
Dr. A. B. Farrington, Belle C't'r	5,000	Wade Clark, New Lisbon	10,000
J. H. Clark, Belle Center.....	5,000	Jas. Lynn, Camp Douglas	10,000
Jas. Ratan, Belle Center.....	5,000	G. J. Hayes, Lyndon Station....	10,000
J. J. Hurlbut, Stuben	5,000		65,000
Mathias Chapek, Wauzeka.....	5,000		
W. S. Manning, Soldiers Grove..	10,000		

Rainbow Trout Distribution 1894.

RAINBOW TROUT DISTRIBUTION, 1894—Continued.

Name and postoffice address of applicant.	No. of fish.	Name and postoffice address of applicant.	No. of fish.
Kewaunee County—		MARINETTE COUNTY—Continued.	
Fred W. Fellows, Tuscaro.....	10,000	W. B. Stanton, Marinette.....	10,000
D. W. Stebbins, Ahnapee.....	15,000	Geo. Schlick, Crivitz.....	20,000
John Fetzter, Ahnapee.....	10,000	David Wall, Marinette.....	10,000
	35,000	C. E. Rollins, Chicago.....	15,000
LA CROSSE COUNTY—		J. V. Stevens, Wausaukee.....	15,000
R. A. Lodd, La Crosse.....	10,000	A. Baker, Wausaukee.....	20,000
W. L. Osborne, La Crosse.....	10,000	R. C. Meryman, Marinette.....	25,000
W. J. Scott, La Crosse.....	10,000		350,000
A. Hirschheimer, La Crosse.....	10,000	MARQUETTE COUNTY—	
West Salem Fish and Game Club,		C. E. Peirce, Germania.....	10,000
West Salem.....	25,000		
	65,000	MONROE COUNTY—	
LANGLADE COUNTY—		Chas. Todd, Wilton.....	10,000
Val. Sigot, Antigo.....	10,000	D. W. Cheeney, Sparta.....	15,000
S. E. Leslie, Antigo.....	10,000	Edmund Trimm, Sparta.....	15,000
Phillip Ryan, Summit Lake.....	10,000	Frank L. French, Sparta.....	10,000
Jas. McHale, Antigo.....	10,000	Fred Gross, Sparta.....	10,000
John Veidt, Summit Lake.....	10,000	Samuel Sloggy, Norwalk.....	19,000
Geo. M. Paine, Oshkosh.....	10,000	Edward Sloggy, Norwalk.....	10,000
	60,000		80,000
LINCOLN COUNTY—		OCONTO COUNTY—	
H. A. Atcherson, Tomahawk.....	10,000	A. C. Frost, Mountaint.....	10,000
MANITOWOC COUNTY—		A. E. Edmunds, Oconto Falls.....	25,000
Fred Kopping, Meggers.....	10,000	N. W. Johnson, Farrell.....	10,000
		Geo. Beyer, Oconto.....	10,000
MARATHON COUNTY—		J. J. Hoff, Milwaukee.....	15,000
C. L. Wyatt, Hatley.....	10,000	L. C. DeLanc, Abrams.....	10,000
J. C. Smith, Hatley.....	10,000	J. B. Wensing, Pensaukee.....	10,000
R. E. Parcher, Hatley.....	10,000	J. J. Hof, Milwaukee.....	10,000
F. C. Hulce, Unity.....	10,000	Wm. Underhill, Underhill.....	15,000
Louis Ecke, Dancy.....	10,000	Thos. Savage, Underhill.....	15,000
Neal Brown, Wausau.....	20,000		130,000
Ed. Parker, Mosinee.....	10,000	ONEIDA COUNTY—	
Geo. W. Parker, Mosinee.....	10,000	C. W. Fuldager, Rhinelander.....	10,000
Robt Freeman, Mosinee.....	10,000	J. O. Moen, Waudena.....	5,000
Frank Fellows, Mosinee.....	10,000	Frank Jilson, Pennington.....	5,000
C. S. Blair, Mosinee.....	10,000	Paul Browne, Rhinelander.....	5,000
R. E. Parcher, Wausau.....	10,000	J. J. Reardon, Rhinelander.....	5,000
F. Jaeger, Wausau.....	10,000		30,000
C. W. Tisdale, Wausau.....	10,000	OUTAGAMIE COUNTY—	
	150,000	J. H. McMurdo, Hortonville.....	10,000
MARINETTE COUNTY—		PIERCE COUNTY—	
Louis Auer, Milwaukee.....	10,000	Wm. S. Eagle, Spring Valley.....	10,000
L. E. Katzenstein, Milwaukee.....	20,000	POLK COUNTY—	
R. C. Meryman, Marinette.....	10,000	Thos. Thoen, Graytown.....	10,000
E. W. DeBower, Crivitz.....	10,000	PORTAGE COUNTY—	
P. A. Badour, Marinette.....	10,000	L. C. Hoeffel, Stevens Point.....	10,000
C. E. Rollins, Chicago.....	20,000	PRICE COUNTY—	
J. W. Monroe, Wausaukee.....	10,000	Geo. Bennett, Worcester.....	10,000
Jas. Carlin, Wausaukee.....	20,000	Chas. M. Durkee, Phillips.....	15,000
E. C. Rollins, Wausaukee.....	15,000	C. S. Webster, Phillips.....	15,000
F. H. Rollins, Wausaukee.....	10,000	J. Cammell, Phillips.....	10,000
C. F. Dutton, Milwaukee.....	10,000	E. D. Sperry, Phillips.....	10,000
Geo. H. Heafford, Chicago.....	15,000	J. E. Feeley, Fifield.....	10,000
E. B. Lewis, Marinette.....	10,000	W. F. Hinz, Fifield.....	15,000
W. B. Stanton, Marinette.....	10,000	Wm. Turner, Fifield.....	15,000
David Wall, Marinette.....	10,000		
J. A. Badour, Marinette.....	20,000		
A. C. Meryman, Marinette.....	25,000		

Rainbow Trout Distribution, 1894.

RAINBOW TROUT DISTRIBUTION, 1894—Continued.

Name and postoffice address of applicant.	No. of fish.	Name and postoffice address of applicant.	No. of fish.
PRICE COUNTY—Continued.		SHAWANO COUNTY—Continued.	
J. Hammell, Fifield	10,000	H. Meisner, Wittenberg	10,000
R. L. Hurd, Fifield	10,000	D. E. Wescott, Shawano	25,000
	120,000		155,000
RICHLAND COUNTY—		SHEBOYGAN COUNTY—	
A. M. Bliss, Richland Center	5,000	Jacob Hausen, Random Lake	10,000
J. W. Ferguson, Woodstock	10,000	W. W. Jewett, Winoski	10,000
Abraham Lincoln, Neptune	5,000	F. Underhill, Winoski	10,000
A. Beckwith, Dixon	10,000	S. Aiken, Winoski	10,000
R. D. Meeker, Woodstock	5,000	G. A. LaBudde, Elkhart	35,000
Geo. Mehaffey, Richland Center	5,000	F. S. Sharp, Elkhart	35,000
E. H. Parfrey, Richland Center	10,000	C. V. Pettibone, Elkhart	30,000
F. W. Burnham, Rich'd Center	5,000	H. H. Huson, Plymouth	10,000
H. W. Haskell, Lone Rock	20,000	J. A. Barber, Glenbeulah	10,000
A. J. Cunningham, Rich. Center	5,000		160,000
A. E. Parfrey, Twin Bluffs	10,000		
	85,000	VILAS COUNTY—	
ST. CROIX COUNTY—		H. W. Bent, State Line	10,000
Charles Jones, Cylon	10,000	Chas. A. Bent, State Line	10,000
J. T. McNamara, Cylon	10,000	O. L. Thomas, State Line	10,000
T. J. Lee, Cylon	10,000	N. L. Kinney, Eagle River	10,000
Ed. Goodrich, Cylon	10,000	Gerry Lumber Co	10,000
F. F. Gray, Hudson	10,000		50,000
M. Goldeburg, Hudson	10,000	WASHBURN COUNTY—	
	60,000	K. W. Lewis, Minong	10,000
SAUK COUNTY—		WASHINGTON COUNTY—	
J. T. Huntington, Delton	10,000	S. S. Barney, West Bend	10,000
P. J. Muhlbauer, LaValle	10,000	John Witterman, West Bend	10,000
Frank Herfort, Baraboo	10,000		20,000
	30,000	WAUPACA COUNTY—	
SHAWANO COUNTY—		C. E. Johnson, Marble	10,000
August Guhr, Whitcomb	10,000	T. H. Brady, Clintonville	10,000
Theo. Buettner, Caroline	10,000	G. W. Jones, Clintonville	10,000
D. C. Buckstaff, Whitcomb	10,000	J. H. Coffman, Marion	10,000
Whitcomb Lumber Co., Whiteb	10,000	James Churchill, Marion	10,000
J. Swenholt, Wittenberg	10,000	Mark L. Palmer, Embarrass	10,000
Jos. Roemer, Tigerton	10,000	G. E. Beedle, Embarrass	10,000
A. E. Dedolph, Tigerton	10,000	Frank P. Jones, Clintonville	10,000
G. H. Goldrick, Aniwa	10,000		90,000
John Way, Tigerton	10,000		
J. M. Robinson, Shawano	10,000		
Wall & Bennett, Split Rock	10,000		
W. A. Cottle, Mattoon	10,000		
		Total for 1894	2,555,000

Rainbow Trout Distribution, 1893.

RAINBOW TROUT DISTRIBUTION, 1893.

Name and postoffice address of applicant.	No. of fish.	Name and postoffice address of applicant.	No. of fish.
ADAMS COUNTY—		CRAWFORD COUNTY—Continued.	
Hill & Sue, Necedah.....	5,000	Geo. N. Alderman, Barnum.....	5,000
ASHLAND COUNTY—		C. W. Lathrop, Barnum.....	5,000
George Sell, Glidden.....	5,000		25,000
BARRON COUNTY—		DANE COUNTY—	
H. Brown, Cumberland.....	5,000	I. G. Brader, Mt. Vernon.....	10,000
J. E. Horsman, Rice Lake.....	5,000	C. J. K. Weltzen, Mt. Vernon.....	10,000
H. S. Comstock, Cumberland.....	20,000		20,000
F. A. McDougald, Clear Lake.....	5,000	DODGE COUNTY—	
Sewell A. Peterson, Rice Lake.....	5,000	August Sterr. Knowles.....	10,000
P. E. Olson, Rice Lake.....	5,000	John Stoddard, Fox Lake.....	5,000
	45,000		15,000
BROWN COUNTY—		DOUGLAS COUNTY—	
Geo. Hampt, Green Bay.....	5,000	John Bergin, Gordon.....	5,000
Valentine Klesgos, Green Bay.....	5,000		
A. G. E. Holmes, Green Bay.....	5,000	DUNN COUNTY—	
R. J. Black, Fort Howard.....	5,000	H. O. Grob, Menomonee.....	5,000
E. L. Tyrell, Green Bay.....	5,000	William H. Smith, Eau Claire.....	10,000
	25,000	Daniel P. Chamberlin, Rock Falls.....	5,000
BAYFILD COUNTY—		F. S. Sherwood, Wheeler.....	5,000
C. W. Haskins, Cable.....	5,000	A. A. Cutter, Eau Claire.....	10,000
BUFFALO COUNTY—		F. J. Basner, Wheeler.....	5,000
Christ. Serum, Nelson.....	5,000	O. G. Kinney, Colfax.....	5,000
L. P. Hunner, Alma.....	15,000	J. E. Dennis, Downing.....	5,000
John Leonhardy, Alma.....	5,000	D. D. McPherson, Lochiell.....	5,000
	25,000	A. H. McCabe, Downing.....	5,000
CHIPPEWA COUNTY—			60,000
Chas. Revoir, Eggleton.....	5,000	EAU CLAIRE COUNTY—	
R. D. Whitmore, Chippewa Falls.....	5,000	B. S. Phillips, Eau Claire.....	10,000
L. K. Knox, Chippewa Falls.....	10,000	Henry Russell, Augusta.....	5,000
Daniel Clark, Cadott.....	5,000		15,000
D. L. Mohr, Edson.....	5,000	FLORENCE COUNTY—	
E. L. Tiffany, Cadott.....	5,000	W. W. Noyes, Florence.....	20,000
	35,000	H. D. Fisher, Florence.....	20,000
CLARK COUNTY—			40,000
Byron Pickering, Nevins.....	5,000	FOND DU LAC COUNTY—	
COLUMBIA COUNTY—		Geo. Abel, Eden.....	20,000
J. C. Brail, Columbus.....	5,000	N. C. Kellor, Eden.....	5,000
Wm. Selk, Columbus.....	5,000	Jessie Northrup, Waupun.....	5,000
J. H. Dooley, Portage.....	5,000	H. P. Cody, Ripon.....	5,000
Geo. Younglove, Cambria.....	5,000	J. H. Brinkerhoff, Waupun.....	5,000
G. A. Leffingwell, Rio.....	10,000	Louie Northrup, Waupun.....	5,000
F. Bradley, Fall River.....	5,000	F. F. Parsons, South Byron.....	5,000
Thos. Hackle, Lodi.....	20,000		50,000
E. T. Russell, Poynette.....	5,000	GRANT COUNTY—	
E. E. Hinkson, Poynette.....	5,000	Joseph Horsfall, Millville.....	5,000
James Wilson, Poynette.....	5,000	John I. Jenkins, Bloomington.....	5,000
A. J. Turner, Portage.....	10,000	J. S. McKinney, Muscoda.....	5,000
F. H. Hasbrook, Portage.....	5,000	S. J. Fisher, Muscoda.....	5,000
William Annacker, Portage.....	5,000	G. W. Fessell, Muscoda.....	5,000
Meachers & Ketchan, Portage.....	5,000	O. J. Bay, Millville.....	5,000
	25,000	F. W. Schnitt, Boscobel.....	5,000
CRAWFORD COUNTY—			35,000
Geo. Wachter, Prairie du Chien.....	5,000	GREEN LAKE COUNTY—	
J. P. Sarnum, Prairie du Chien.....	5,000	G. W. Morton, Berlin.....	5,000
W. H. Thompson, Wauzeka.....	5,000	H. H. Hamilton, Berlin.....	5,000
			10,000

Rainbow Trout Distribution, 1893.

RAINBOW TROUT DISTRIBUTION, 1893—Continued.

Name and post-office address of applicant.	No. of fish.	Name and postoffice address of applicant.	No. of fish.
IOWA COUNTY—		MARINETTE COUNTY—Continued.	
Herman Roth, Avoca.....	5,000	H. C. Bell, Milwaukee.....	20,000
IRON COUNTY—		Geo. H. Heafford, Chicago.....	40,000
M. S. McGehan, Hurley.....	10,000	Geo. Schlick, Ellis Junction.....	20,000
JACKSON COUNTY—			125,000
L. W. Drew, Trout.....	5,000	MILWAUKEE COUNTY—	
J. T. Simpson, Black River Falls.....	10,000	Michael O'Connell, Granville...	5,000
E. E. Moore, Merrillan.....	5,000	OCONTO COUNTY—	
Moses Bone, Merrillan.....	5,000	L. C. De Lano, Abrams.....	5,000
Geo. W. Purnell, Merrillan.....	5,000	Anson Eldred & Sons, Stiles.....	5,000
	30,000	J. J. Hof, Milwaukee.....	15,000
JUNEAU COUNTY—		Thomas Coffin, Abrams.....	5,000
Henry Shall, Mauston.....	10,000		30,000
Chas. A. Leihct, New Lisbon.....	20,000	ONEIDA COUNTY—	
J. W. Puffer, Lyndon Station.....	10,000	Geo. F. Bidwell, Milwaukee.....	20,000
J. J. Seaverson, Strong's Prairie.....	5,000	N. M. Brezee, Milwaukee.....	20,000
G. J. Hayes, Lyndon Station.....	10,300	H. G. Flieth, Milwaukee.....	20,000
	55,000	H. C. Buhse, Minocqua.....	10,000
LA CROSSE COUNTY—		Yawkey & Lee Lumber Co., Hazlehurst.....	10,000
Alex. Johnson, West Salem.....	5,000		80,000
Evan Torgeson, West Salem.....	5,000	OUTAGAMIE COUNTY—	
Thos. McEldowney, West Salem.....	5,000	Samuel J. Ryan, Appleton.....	50,000
John Ruland, West Salem.....	5,000	Geo. Larkin, Seymour.....	5,000
D. R. Lewis, West Salem.....	5,000		55,000
August Luce, West Salem.....	5,000	PEPIN COUNTY—	
Christian Larson, West Salem.....	5,000	W. H. Huntington, Durand.....	10,000
Mat. Thronson, West Salem.....	5,000	Geo. Tarrant, Durand.....	10,000
John Mikkelsen, West Salem.....	5,000	W. B. Dyer, Durand.....	10,000
J. L. Van Wormer, West Salem.....	5,000	V. W. Dorwin, Durand.....	10,000
	50,000		40,000
LINCOLN COUNTY—		PIERCE COUNTY—	
Frank Smith, Merrill.....	5,000	Leach & Langer, Trimble.....	5,000
Ira Whitehouse, Irma.....	5,000	A. Combacher, Ellsworth.....	5,000
H. A. Atcherson, Tomahawk.....	5,000	William Barnard, Lost Creek.....	5,000
W. H. Bradley, Tomahawk.....	10,000	H. C. Stark, Martell.....	5,000
Geo. B. Crapsey, Irma.....	5,000	Spring Valley Land Co., Spring Valley.....	10,000
W. H. Cannon, Merrill.....	10,000	Daniel J. Dill, Prescott.....	10,000
	40,000	J. B. Carson, Maiden Rock.....	5,000
MANITOWOC COUNTY—		John F. Davis, Maiden Rock.....	5,000
Charles Roethel, Ada.....	5,000	W. W. Walsingham, Maiden Rock.....	5,000
MARATHON COUNTY—		J. L. Hawn, Rock Elm.....	5,000
Henry Seim, Wausau.....	10,000	W. C. Condit, Rock Elm.....	5,000
Frank Fellows, Mosinee.....	5,000		65,000
Geo. B. Bugbee, Wausau.....	10,000	PORTAGE COUNTY—	
H. C. Dern, Wausau.....	10,000	Simon Stenerson, Alban.....	5,000
P. J. Reis, Wausau.....	10,000	P. H. Wolden, Alban.....	5,000
F. P. Cornwith, Wausau.....	10,000	John Een, Ambert.....	5,000
Geo. B. Marshall, Wausau.....	10,000	Geo. H. Patch, Stevens Point...	5,000
Edward C. Hall, Jr., Wausau.....	10,000		20,000
C. E. Gunther, Knowlton.....	5,000	PRICE COUNTY—	
D. W. Parcher, Wausau.....	10,000	John J. Lansworth, Ogema.....	5,000
Neal Brown, Wausau.....	15,000	Chas. M. Durkee, Phillips.....	10,000
	105,000	C. S. Webster, Phillips.....	10,000
MARINETTE COUNTY—			
A. C. Meryman, Marinette.....	5,000		
C. E. Rollins, Chicago.....	20,000		
J. V. Stevens, Amberg.....	20,000		

Rainbow Trout Distribution, 1893.

RAINBOW TROUT DISTRIBUTION, 1893—Continued.

Name and postoffice address of applicant.	No. of fish.	Name and postoffice address of applicant.	No. of fish.
PRICE COUNTY—Continued.		WAUPACA COUNTY—	
M. Barry, Phillips	10,000	E. W. Brown, Weyauwega	5,000
E. D. Sperry, Phillips	10,000	Oliver Olfsen, Sheridan	5,000
J. Cammell, Phillips	10,000	W. W. Brunner, Stetman	5,000
	55,000	A. R. Lea, Waupaca	5,000
RACINE COUNTY—		W. J. Chamberlin, Waupaca	5,000
W. R. Vance, Racine	15,000	A. J. Poll, Waupaca	5,000
G. L. Raymond, Racine	15,000	Wm. R. Parks, Iola	5,000
	30,000	Charles J. Wallace, Iola	5,000
RICHLAND COUNTY—		M. S. Stroud, Symco	5,000
E. H. Parfrey, Richland Center.	25,000	Arthur Lindsay, Manawa	10,000
		Ole Sether, Scandinavia	5,000
ST. CROIX COUNTY—		Chas. H. Anderson, Scanainavia	10,000
F. P. Wilson, Boardman	5,000	W. R. Craig, Royalton	5,000
C. A. Greene, Hudson	5,000		75,000
D. H. Syme, Glenwood	5,000	WAUSHARA COUNTY—	
H. C. Constance, New Richmond	5,000	Jas. H. Sherlock, Pine River	5,000
R. S. Beebe, Cylon	5,000	A. M. Kimball, Pine River	5,000
J. D. Kinney, New Richmond	5,000	C. H. Britton, Berlin	5,000
F. C. King, Glenwood	5,000	Geo. Fitch, Berlin	5,000
	35,000	John Moffet, Poy Sippi	5,000
SHAWANO COUNTY—		Charles Tice, Berlin	5,000
D. M. Wescott, Shawano	50,000	R. L. D. Potter, Berlin	10,000
		C. B. Skinner, Berlin	5,000
SHEBOYGAN COUNTY—			45,000
Cari Vater, Plymouth	5,000	WINNEBAGO COUNTY—	
Peter Vanderhoof, Plymouth	5,000	J. S. Hunter, Picketts	5,000
Wm. Trowbridge, Plymouth	5,000		
Wm. Stalge, Scott	5,000	WOOD COUNTY—	
Peter Martch, Cascade	5,000	L. S. Cohn, Wausau	5,000
	25,000	W. W. Meade, Centralia	5,000
VILAS COUNTY—		D. M. Huntington, Grand Rapids	5,000
C. L. Ryder, Milwaukee	20,000	A. J. Hasbronck, Grand Rapids	5,000
H. F. Whitcomb, Milwaukee	20,000	Rube Lyon, Centralia	5,000
	40,000	B. F. Haskins, Centralia	5,000
WASHBURN COUNTY—		Theron Lyon, Centralia	5,000
Henry Peck, Namekagon	5,000		35,000
WAUKESHA COUNTY—		Total for 1893	
B. F. Goss, Pewaukee	10,000		1,675,000

Brook Trout Distribution, 1894.

BROOK TROUT DISTRIBUTION, 1894.

Name of applicant.	Postoffice.	Where planted.	No. of fish.
ADAMS COUNTY—			
L. M. Rene.....	Friendship	Moorehouse creek.....	10,000
BARRON COUNTY—			
D. Post.....	Barron	Red Eye creek.....	5,000
D. Post.....	do	Lightning creek.....	5,000
C. C. Coe.....	do	Brown's creek.....	10,000
S. Christianson.....	do	Quader's creek.....	10,000
Lincoln Johnson.....	do	Four Mile creek.....	10,000
S. S. Morrison.....	Rice Lake	Phegema creek.....	5,000
S. S. Morrison.....	do	Rock creek.....	5,000
J. E. Horsman.....	do	Tainter creek.....	5,000
J. E. Horsman.....	do	Hickey creek.....	5,000
Sewell A. Petterson.....	do	Miller creek.....	10,000
P. E. Oleson.....	do	E. Brch., Miller creek.....	10,000
E. K. Broyton.....	do	Cobb creek.....	10,000
C. D. Kipp.....	do	Rock creek.....	10,000
W. H. Luce.....	do	Little Bear creek.....	10,000
N. W. Heintz.....	do	Silver creek.....	10,000
H. S. Comstock.....	Cumberland.....	Hay river.....	10,000
F. M. Purtell.....	do	Miller creek.....	10,000
S. W. Hines.....	do	Vermillion river.....	10,000
F. F. Morgan.....	do	Sand creek.....	10,000
W. N. Fuller.....	do	Big Spring brook.....	10,000
W. S. Foster.....	Dallas.....	Upper Pine creek.....	10,000
F. W. Borum.....	Barron.....	Johnson & Barker creeks.....	10,000
			190,000
BAYFIELD COUNTY—			
John S. Owen.....	Drummond.....	W. Brch., Eighteen Mile creek.....	10,000
A. Douglas.....	Cable.....	Slaughter House creek.....	5,000
A. Douglas.....	do	Twin brook.....	5,000
			20,000
BUFFALO COUNTY—			
Michael Carroll.....	Mondovi.....	Carroll creek.....	10,000
S. D. Hubbard.....	do	Armour creek.....	5,000
S. D. Hubbard.....	do	Amdon's creek.....	5,000
S. D. Hubbard.....	do	Hadley's creek.....	5,000
S. D. Hubbard.....	do	Harvey creek.....	5,000
S. D. Hubbard.....	do	Ford creek.....	5,000
S. D. Hubbard.....	do	Whelan creek.....	5,000
S. D. Hubbard.....	do	Rosman creek.....	5,000
L. D. Nogle.....	Eleva.....	Hays Valley creek.....	5,000
L. D. Nogle.....	do		
			50,000
CHIPPEWA COUNTY—			
A. Jackson.....	Bloomer.....	Duncan creek.....	10,000
P. Bowler.....	Chippewa Falls.....	Bowler brook.....	10,000
W. F. Ferguson.....	do	Trout brook.....	10,000
J. F. Cergviff.....	do	N. Fork, Hay creek.....	10,000
C. B. Baker.....	do	Brch., Trout creek.....	10,000
Leo Hatemer.....	Bloomer.....	W. Fork, O'Neil creek.....	10,000
			60,000
CLARK COUNTY—			
Peter Cattanach.....	Snow.....	W. Branch, Yellow river.....	10,000
COLUMBIA COUNTY—			
O. C. Williams.....	Cambria.....	Deer creek.....	10,000
G. Leffingwell.....	Rio.....	Jones brook.....	10,000
			20,000
CRAWFORD COUNTY—			
Mathias Chapek.....	Wauzeka.....	Plumb creek.....	10,000

Brook Trout Distribution, 1894.

BROOK TROUT DISTRIBUTION, 1894. - Continued.

Name of applicant.	Postoffice.	Where planted.	No. of fish.
CLARK COUNTY—Contin'd.			
J. P. Barnum	Prairie du Chien	Dousman cooley	10,000
W. S. Manning	Soldiers Grove	Trout creek	10,000
John C. Bosch	do	Nap's creek	10,000
Atley Peterson	do	Soldiers Grove creek	10,000
J. O. Davidson	do	Johnson creek	10,000
Ole Knutson	do	Bear creek	10,000
			70,000
DANE COUNTY—			
Christian O. Ruste	Blue Mounds	Brch., Pecatonica	10,000
John Lohrs	Black Earth	Lohr's creek	10,000
D. A. Barber	do	Man creek	10,000
Geo. Thatcher	do	Lynch creek	10,000
T. J. Hughes	do	Garfoot's creek	5,000
T. J. Hughes	do	Blue Mound creek	5,000
E. E. Lawrence	Token	Token creek	10,000
C. J. K. Weltzen	Mt. Vernon	W. Brch., Sugar river	10,000
			70,00
DODGE COUNTY—			
O. H. Antwell	Waupun	Sanborn creek	10,000
W. N. Hamilton	Fox Lake	Stoddart brook	5,000
W. N. Hamilton	do	Spring brook	5,000
W. H. Thorpe	Beaver Dam	Fardell brook	15,000
W. H. Thorpe	do	Shaw creek	15,000
			50,000
DOUGLAS COUNTY—			
N. Lucius, Jr.	White Birch	Brule river	10,000
DUNN COUNTY—			
A. R. Hall	Knapp	N Brch., Wilson creek	10,000
H. H. Brown	Menomonie	Little Elk creek	10,000
Chas. H. Ingraham	do	Irvine creek	5,000
Chas. H. Ingraham	do	Knight's creek	5,000
Lett Ingraham	do	Lambs creek	10,000
W. H. Bailey	do	Annis creek	10,000
Wm. Follett	do	Hay creek	5,000
Wm. Follett	do	Brush creek	5,000
C. A. Leonard	do	Mud creek	10,000
A. H. Peck	Knapp	Annis creek	5,000
A. H. Peck	do	Bull Run creek	5,000
F. S. Sherwood	Wheeler	Beaver creek	10,000
Samuel Loftlins	Sand Creek	Hay creek	10,000
			100,000
Eau Claire County—			
Darius Bresee	Eau Claire	Six Mile creek	10,000
Darius Bresee	do	Rock creek	10,000
Henry Russell	Augusta	Bridge creek	10,000
A. A. Cutter	do	Elk creek	10,000
A. A. Cutter	do	Beaver creek	25,000
B. S. Phillips	do	Cranberry creek	10,000
B. S. Phillips	do	Nine Mile creek	10,000
B. S. Phillips	do	Lowe's creek	15,000
Thomas Kemp	Eau Claire	Little Beaver creek	10,000
Thomas Kemp	do	Clear creek	10,000
Thomas Kemp	do	Otter creek	10,000
John Ure, Jr.	Badger Mills	Ure creek	10,000
			120,000
FOND DU LAC COUNTY—			
John Hill	Ripon	Silver creek	10,000
J. V. Northrup	Waupun	Spring creek	10,000

Brook Trout Distribution, 1894.

BROOK TROUT DISTRIBUTION, 1894.—Continued.

Name of applicant.	Postoffice.	Where planted.	No. of fish.
FOND DU LAC COUNTY—Con.			
John Lonergan.....	Fond du Lac.....	Stanton creek.....	10,000
Geo. E. Tardice.....	West Rosendale.....	Covil trook.....	10,000
C. E. Updike.....	Fond du Lac.....	Robert's creek.....	5,000
C. E. Updike.....	do.....	Coleman's creek.....	5,000
C. E. Updike.....	do.....	Phillip's brook.....	5,000
C. E. Updike.....	do.....	Roses creek.....	5,000
Joseph Biesbier.....	Ashford.....	Biesbier stream.....	10,000
G. Vondegrinten.....	Cambellsport.....	McCullough creek.....	10,000
Christ Gieger.....	Fond du Lac.....	Selter creek.....	10,000
Wm. Clumb.....	Elmore.....	Trib. W. Brch. Mil. river	10,000
Chas. F. Geise.....	Fond du Lac.....	Branch Sheboygan river.	5,000
Chas. F. Geise.....	do.....	Branch DeNeven creek...	5,000
Chas. F. Geise.....	do.....	Pike creek.....	5,000
Chas. F. Geise.....	do.....	Parson's steam.....	5,000
			120,000
GRANT COUNTY—			
T. R. Cheesebro.....	Muscoda.....	Indian creek.....	10,000
A. Kaltenbach.....	Potosi.....	Potosi Branch.....	10,000
Peter Gierews.....	British Hollow.....	British Hollow creek.....	10,000
J. P. Walker.....	Boscobel.....	Trib., Show Hollow creek	10,000
F. L. Henrichs.....	do.....	Trib., Show Hollow creek	10,000
A. Shumacher.....	Potosi.....	Spring branch.....	10,000
J. B. Horsfall.....	Millville.....	Mill branch.....	10,000
A. B. Lynn.....	Mt. Hope.....	Little Green creek.....	10,000
Calvin Jones.....	Woodman.....	Little Green creek.....	10,000
F. W. Schmitt.....	Boscobel.....	Mertz branch.....	10,000
L. M. Oakley.....	Cassville.....	Mill branch.....	5,000
L. M. Oakley.....	do.....	Furnace branch.....	5,000
H. W. Brown.....	Lancaster.....	Marsden creek.....	10,000
Thomas F. Orton.....	do.....	Austin creek.....	10,000
Fred P. Meyer.....	do.....	Borah branch.....	10,000
H. A. Davis.....	Montfort.....	Badger creek.....	10,000
Daniel Adams.....	do.....	Numan's branch.....	10,000
Robt. Numan.....	do.....	Numan branch.....	10,000
F. B. Callis.....	Lancaster.....	Walker Branch.....	10,000
F. B. Callis.....	do.....	Grant river.....	10,000
Nels Nelson.....	Castle Rock.....	Blue River.....	10,000
			200,000
GREEN COUNTY—			
Edwin Ludlow.....	Monroe.....	Skinner's creek.....	5,000
Edwin Ludlow.....	do.....	Richland creek.....	5,000
John C. Beeker.....	Monticello.....	Little Sugar creek.....	10,000
			20,000
GREEN LAKE COUNTY—			
Geo. W. Morton.....	Berlin.....	Warren creek.....	10,000
C. H. Britton.....	do.....	Sucker creek.....	10,000
C. B. Skinner.....	do.....	Brush creek.....	10,000
H. K. Priest.....	Princeton.....	Black creek.....	5,000
H. K. Priest.....	do.....	Whitemore creek.....	5,000
Frank Wilde.....	do.....	Trib. to Green Lake.....	10,000
			50,000
IOWA COUNTY—			
Albert M. Grinder.....	Perry.....	Branch Pecatonica.....	10,000
D. W. Jones.....	Jonesdale.....	Jones brook.....	10,000
J. W. Starry.....	Dodgeville.....	Peter Mendt's creek.....	10,000
John I. Morris.....	Ridgeway.....	Morris creek.....	10,000
A. Apple.....	Mineral Point.....	Terrier creek.....	10,000
D. L. Wren.....	do.....	Dog creek.....	10,000
James Kickpatrick.....	Rewey.....	Rewey creek.....	10,000
M. J. Tappins.....	Dodgeville.....	Merediths creek.....	10,000

Brook Trout Distribution, 1894.

BROOK TROUT DISTRIBUTION, 1894—Continued.

Name of applicant.	Postoffice.	Where planted.	No. of fish.
IOWA COUNTY—Cont'd.			
John Billings	Cobb	Blue river	10,000
Samuel W. Reese	Dodgeville	Blanchard creek	5,000
Samuel W. Reese	do	Coon branch	5,000
Samuel W. Reese	do	Dodge branch	5,000
Samuel W. Reese	do	Snead creek	5,000
Samuel W. Reese	do	Regan creek	5,000
Samuel W. Reese	do	Col. Hollow creek	5,000
Isaac Harris	Barneveld	Harris branch	10,000
F. F. Starry	do	Walnut Hollow creek	5,000
F. F. Starry	do	Mill creek	5,000
			140,000
JACKSON COUNTY—			
E. B. Sanders	Merillan	Hall creek	10,000
C. W. Elmore	Black River Falls	French creek	10,000
Geo. W. Purnell	do	E. branch Hall's creek	5,000
W. Purnell	do	W. branch Hall's creek	5,000
L. I. Holcomb	do	Dumas creek	10,000
E. Quackenbush	Shamrock	Trout run	10,000
E. Quackenbush	do	Stoney creek	10,000
E. Quackenbush	do	Trib. Robinson creek	5,000
E. E. Moore	Merrillan	Hall's creek	5,000
E. E. Moore	do	Van Herzet's creek	5,000
R. D. Squires	Black River Falls	Squaw creek	10,000
R. D. Squires	do	Papoose creek	10,000
R. D. Squires	do	Allen's creek	10,000
R. D. Squires	do	Snow and Twin creeks	10,000
J. B. Miller	Alma Center	Hale's creek	10,000
L. T. Branch	Sechlerville	Lowe's creek	10,000
			135,000
JEFFERSON COUNTY—			
G. C. Madsfield	Johnson's Creek	Johnson's creek	10,000
J. D. Bullock	do	Bullock's creek	5,000
J. D. Bullock	do	Johnson's creek	5,000
H. T. Ames	Waterloo	Waterloo creek	10,000
W. W. Ingraham	Lake Mills	Rock creek	10,000
			40,000
JUNEAU COUNTY—			
James H. Rhodes	Mauston	S. Branch, Big creek	5,000
James H. Rhodes	do	N. Branch, Big creek	5,000
Wade Clark	New Lisbon	McComber creek	10,000
A. D. Gill	do	McComber creek	5,000
A. D. Gill	do	Fountain creek	5,000
W. L. Morrison	Mauston	Peck's creek	5,000
W. L. Morrison	do	Brewer's creek	5,000
Henry Shall	do	Brewer's creek	10,000
James Lynn	do	Trib. Lemonweir river	10,000
E. B. Sturdevant	Camp Douglas	Headwaters, Baraboo	10,000
	Elroy		
			70,000
LA CROSSE COUNTY—			
West Salem Fish and Game Club	West Salem	McEldomey creek	10,000
West Salem Fish and Game Club	do	Larson creek	5,000
West Salem Fish and Game Club	do	Gills cooley	5,000
West Salem Fish and Game Club	do	McKinley creek	5,000
West Salem Fish and Game Club	do	Adams valley creek	5,000
A. Hirshheimer	La Crosse	N. branch, Coon river	10,000


Brook Trout Distribution, 1894.

BROOK TROUT DISTRIBUTION, 1894--Continued.

Name of applicant.	Postoffice.	Where planted.	No. of fish.
LA CROSSE COUNTY--Con.			
A. Hirschheimer.....	La Crosse.....	Bohemian valley creek...	10,000
Buttles & Price.....	Onalaska.....	Sand creek.....	10,000
Buttles & Price.....	do.....	Half-way creek.....	10,000
M. Tourtalotte.....	La Crosse.....	Arutz creek.....	10,000
M. Tourtalotte.....	do.....	Morrison creek.....	10,000
Nathan Clark.....	Onalaska.....	Half-way creek.....	10,000
Nathan Clark.....	do.....	Sand Lake creek.....	10,000
M. P. Wing.....	La Crosse.....	State road Cooley creek..	15,000
M. P. Wing.....	do.....	Chipmunk Cooley creek..	15,000
Thomas Barclay.....	Mindora.....	Flemming's creek.....	20,000
August Craig.....	Burr Oak.....	Sand creek.....	20,000
Jos. Wanlass, Sr.....	Burns.....	Brown's creek.....	10,000
			190,000
LA FAYETTE COUNTY--			
K. Knudson.....	Blanchardville.....	Knudson creek.....	10,000
E. I. Morrison.....	do.....	Yarkee Hollow creek.....	10,000
Gust Johnson.....	South Wayne.....	Johnson creek.....	10,000
E. T. W. Barnes.....	Darlington.....	Whiteside branch.....	5,000
E. T. W. Barnes.....	do.....	Scott branch.....	5,000
E. T. W. Barnes.....	do.....	Miller creek.....	5,000
H. W. Barnes.....	do.....	Burke's creek.....	5,000
H. W. Barnes.....	do.....	Mayne's branch.....	5,000
H. W. Barnes.....	do.....	Hawley's branch.....	5,000
W. R. Law.....	do.....	King's branch.....	5,000
W. R. Law.....	do.....	Levitt's branch.....	5,000
			70,000
LINCOLN COUNTY--			
August Rex.....	Merrill.....	Tribs. Copper river.....	10,000
W. H. Bradley.....	Tomahawk.....	Railway creek.....	15,000
W. H. Bradley.....	Tomahawk.....	Little Somo.....	5,000
Ira Whitehouse.....	Irma.....	Little Pine creek.....	10,000
			40,000
MARATHON COUNTY--			
Louis Ecke.....	Dancy.....	Big Eau Plaine.....	10,000
Neal Brown.....	Wausau.....	Plover river.....	20,000
R. E. Parcher.....	do.....	Plover river.....	15,000
F. Jaeger.....	do.....	Sandy river.....	15,000
C. W. Tisdale.....	do.....	Sandy river.....	15,000
H. Rheitz.....	do.....	Big Rib river.....	10,000
H. Kunze.....	do.....	Big Rib river.....	10,000
H. Sternberg.....	do.....	Bull Junior.....	15,000
Edward C. Hall, Jr.....	do.....	Little Rib river.....	10,000
Geo. B. Marshall.....	do.....	Scott creek.....	10,000
F. P. Corwith.....	do.....	Kennedy creek.....	10,000
Chris. Weitzenicker.....	Knowlton.....	Hawk creek.....	10,000
			150,000
MARQUETTE COUNTY--			
E. H. Ingraham.....	Packwaukee.....	Goodhue stream.....	5,000
William B. Graham.....	Montello.....	Graham's creek.....	5,000
Paul Welke.....	do.....	Trib. Mecan river.....	5,000
P. T. O'Connell.....	do.....	Vreeland Creek.....	5,000
Eugene Solomon.....	Packwaukee.....	Hot Springs.....	5,000
Aug. Wehrman.....	Westfield.....	Brauch Montello river.....	5,000
Gottlieb Drewitz.....	do.....	Montello river.....	5,000
C. E. Pond.....	do.....	Montello river.....	5,000
Samuel Stowe.....	Oxford.....	Keach creek.....	5,000
			45,000
MONROE COUNTY--			
D. W. Cheney.....	Sparta.....	Barley's creek.....	10,000
Edmund Trimm.....	do.....	Squaw creek.....	10,000
Frank L. French.....	do.....	Sargents creek.....	10,000

Brook Trout Distribution, 1894.

BROOK TROUT DISTRIBUTION, 1894—Continued.

Name of applicant.	Postoffice.	Where planted, 	No. of fish.
MONROE COUNTY—Con.			
Fred Gross	Sparta	Walrath Creek	10,000
J. W. Monroe	do	Beaver Creek	10,000
J. Morrow	do	Silver Creek	10,000
W. H. Blytton	do	Little Silver Creek	10,000
J. W. Curran	do	Clear Creek	10,000
W. Y. Williams	do	Big Creek	10,000
O. F. Lias	do	Ayers Creek	5,000
O. F. Lias	do	Ash Run	5,000
Michael Fincain	Camp Douglas	Brch. Baraboo River	10,000
L. Buffmire	do	Elm Creek	10,000
Samuel Sloggy	Ontario	Brush Creek	5,000
Samuel Sloggy	do	Cook Creek	5,000
Edward Sloggy	do	Billings Creek	5,000
Edward Sloggy	do	Hay Creek	5,000
Chas. Todd	Wilton	Staten Creek	10,000
John Kenney	Homewood	Kenney's Creek	10,000
C. H. Campbell	Cashton	Taylor Creek	5,000
C. H. Campbell	do	Brush Creek	5,000
C. K. Erwin	Tomah	Slaton Creek	5,000
C. K. Erwin	do	Clifton Creek	5,000
Louis Schaller	do	Kickapoo	10,000
J. O. Eaton	do	Canaut Creek	10,000
J. A. Wells	do	Flora Creek	10,000
H. C. Calkins	do	Squaw Creek	5,000
H. C. Calkins	do	Cole Creek	5,000
E. M. Hamilton	do	Hills Creek	5,000
E. M. Hamilton	do	Deer Creek	5,000
M. L. Hinsman	do	Deer Creek	10,000
C. A. Thayer	do	Mill Creek	10,000
Thomas McCane	do	Farr's Creek	10,000
J. H. Smith	do	Connell Creek	10,000
			270,000
PEPIN COUNTY—			
August Thies	Pepin	S. branch of Little Plum Creek	10,000
Bert Newcomb	Pepin	Lost Creek	10,000
J. Schneckloth	Pepin	W. Brch. Roaring River	10,000
			30,000
PIERCE COUNTY—			
Martin Olson	River Falls	Kinnickinnic	5,000
Martin Olson	do	South Forks	5,000
A. Combacher	Ellsworth	Rush River	10,000
J. L. Moody	do	Trimble Creek	10,000
Spring Valley Land Co.	Spring Valley	Eau Galle River	10,000
W. E. Warren	Ellsworth	Cave Creek	10,000
C. E. Meacham	Prescott	Big River	10,000
W. C. Condit	Rock Elm	Cave Creek	10,000
J. H. Brassington	Brassington	Rush River	10,000
C. E. Fox	Rock Elm	Cave Creek	10,000
			90,000
POLK COUNTY—			
J. W. Dean	Clear Lake	Bull Brook	10,000
PORTAGE COUNTY—			
A. J. Anderson	Amherst	Tomorrow River	10,000
G. J. Powell	Lone Pine	Four Mile Creek	5,000
G. J. Powell	do	Five Mile Creek	5,000
A. E. Mathewson	Keene	Moore Creek	10,000
John C. Frost	Stevens Point	Little Plover River	5,000
John C. Frost	do	Big Plover River	5,000
E. B. Bentley	Shanty Town	Shanty Town Creek	10,000
J. H. Campbell	do	Big Plover River	10,000
			60,000

Brook Trout Distribution, 1894.

BROOK TROUT DISTRIBUTION, 1894—Continued.

Name of applicant.	Postoffice.	Where planted.	No. of fish.
RICHLAND COUNTY—			
M. J. Welch.....	Richland Center.....	Horse creek.....	10,000
M. D. Rizer.....	Boaz.....	W. branch Mill creek.....	10,000
H. G. Sherman.....	Richland Center.....	Trib., E. branch Mill cr'k.....	10,000
Geo. Milem.....	do.....	Camp creek.....	10,000
Gus. Mehaffey.....	do.....	S. branch W. Pine river..	10,000
S. G. Curtis.....	do.....	Ash creek.....	10,000
H. W. Haskell.....	Lone Rock.....	Weitzel creek.....	10,000
A. Beckwith.....	Dixon.....	Bear creek.....	10,000
Abraham Lincoln.....	Neptune.....	Big Willow creek.....	10,000
H. B. Allen.....	Richland Center.....	Hawkin's creek.....	10,000
N. L. James.....	do.....	Martin creek.....	5,000
N. L. James.....	do.....	Mill creek.....	5,000
N. L. James.....	do.....	Cook creek.....	5,000
D. G. James.....	do.....	Pier creek.....	5,000
D. G. James.....	do.....	Haseltine creek.....	5,000
D. G. James.....	do.....	Shambaugh cre k.....	5,000
E. H. Parfrey.....	do.....	E. branch Elk creek.....	10,000
			140,000
ROCK COUNTY—			
J. E. Coleman.....	Evansville.....	W. branch Allen's creek..	10,000
Arthur Spencer.....	do.....	Spring brook.....	10,000
E. B. Hubbard.....	do.....	Lin creek.....	10,000
Frank Vaupatten.....	do.....	Tributary to Athens crk..	10,000
Richard Valentine.....	Janesville.....	Tributaries of Rock river	20,000
			60,000
ST. CROIX COUNTY—			
Wm. A. Kay.....	Baldwin.....	Spring brook.....	10,000
H. B. Crane.....	Wilson.....	Wilson creek.....	10,000
			20,000
SAUK COUNTY—			
J. H. Carpenter.....	White Mound.....	W. branch Honey creek..	10,000
S. E. Knickerbocker.....	Wyoming.....	Wyoming creek.....	5,000
Brown & Davis.....	Spring Green.....	Jones Valley creek.....	5,000
Robert Bruce.....	Wyoming.....	Arrid creek.....	5,000
Erastus Mercer.....	Spring Green.....	Wilson creek.....	5,000
John W. Proctor.....	do.....	Bowers creek.....	5,000
W. M. Hathaway.....	do.....	Cole brook.....	5,000
B. D. Sherwood.....	do.....	Bear creek.....	5,000
O. L. Brown.....	do.....	Jones creek.....	5,000
Wm. Howlett.....	Leland.....	W. branch Honey creek..	5,000
W. E. Gosch.....	Reedsburg.....	Darrow creek.....	5,000
W. E. Gosch.....	do.....	Dell creek.....	5,000
S. Leffingwell.....	Wonewoc.....	Caswell creek.....	10,000
Frank Herfort.....	Ba aboo.....	Leach creek.....	10,000
E. G. Stolte.....	Reedsburg.....	Dell creek.....	10,000
F. A. Foss.....	do.....	Hay creek.....	10,000
R. M. Matthews.....	Ironton.....	Carr Valley creek.....	10,000
H. W. Konkell, Jr.....	Baraboo.....	Liberty creek.....	5,000
H. W. Konkell, Jr.....	do.....	Su-ider creek.....	5,000
W. O. Cannon.....	Valton.....	Little Baraboo.....	10,000
J. W. Fancher.....	Prairie du Sac.....	Branch of Honey creek..	10,000
F. Buehler.....	do.....	Branch of Honey creek..	10,000
James M. Johnson.....	do.....	Otter creek.....	10,000
J. T. Huntington.....	Delton.....	Spring brook.....	10,000
			175,000
TREMPEALEAU COUNTY.			
L. L. O'Dell.....	Galesville.....	North and south branch- es, Beaver creek.....	10,000
L. L. O'Dell.....	do.....	French creek.....	5,000
L. L. O'Dell.....	do.....	Crystal Valley creek.....	5,000
A. Myhre.....	do.....	French creek.....	20,000
Henry Field.....	Centerville.....	Big Tamarack creek.....	10,000

Brook Trout Distribution, 1894.

BROOK TROUT DISTRIBUTION, 1894.—Continued.

Name of applicant.	Postoffice.	Where planted.	No. of fish.
TREMPEALEAU Co.—Cont'd			
L. E. Oleson	Galesville	Hardie's and Parsonage creeks	10,000
F. G. Davis	do	North and south branches, Beaver creek	10,000
F. G. Davis	do	French creek	5,000
F. G. Davis	do	Marr's creek	5,000
M. C. Johnson	Osseo	North branch	10,000
C. G. Johnson	Hale	Elk creek	5,000
Henry Kried	Arcadia	Gangbs creek	5,000
Henry Kried	do	Myers' creek	5,000
M. English	do	Kelley creek	10,000
C. H. Cook	Independence	Cook creek	20,000
Chas. B. Miller	Arcadia	Mill creek	5,000
H. A. Freemstad	Pigeon Falls	Fuller Cooley creek	5,000
David Maloney	Elk creek	Bruce Valley creek	5,000
Andrew Stelmach	Arcadia	Corporal's creek	5,000
M. T. Stelmach	do	Thompson Valley creek	5,000
Peter Thompson	Whitehall	Johnson Cooley creek	5,000
F. E. Shapee	Independence	Travis creek	5,000
W. H. Carpenter	Blair	Carpenter creek	10,000
Martin Mattison	do	Soly Creek	5,000
Andrew H. Messingstad	do	Lake Cooley	5,000
J. G. Han-on	do	Wassie Cooley	5,000
T. G. Thurston	do	Tennison's creek	5,000
W. P. De Bow	do	Taintor's creek	10,000
N. Herrick	do	Bear creek	5,000
Ole Larson	Whitehall	Fly creek	5,000
Ole E. Myhre	Arcadia	Norway Cooley creek	5,000
Joseph Fernholz	do	Cowie's creek	5,000
Herman Kried	do	Muir Valley creek	5,000
			235,000
VERNON COUNTY—			
M. B. Davidson	Westby	Sveen creek	10,000
C. T. Shannon	do	Spring creek	10,000
S. B. Reque	do	Upper Spring creek	10,000
Olaf Noer	do	Timber creek	10,000
S. H. Dahl	do	Bagley creek	10,000
C. W. Graves	Viroqua	Harrison branch	20,000
F. M. Minshall	do	Bishop branch	10,000
August Smith	do	Sidge creek	10,000
			90,000
WALWORTH COUNTY—			
H. L. Halverson	Whitewater	Territorial creek	10,000
Ward Bloodgood	do	Bloodgood's creek	10,000
H. M. Trippe	do	Whitewater lake springs	10,000
T. D. Weeks	do	Bluff stream	10,000
Chas. Weeks	do	Territorial creek	10,000
B. Bulkley	do	Otter creek	10,000
			60,000
WASHBURN COUNTY—			
M. L. Cary	Shell Lake	South fork Sawyer brook	10,000
Erik Dalstrom	do	Dalstrom's brook	10,000
W. B. Curtiss	do	Spring brook	10,000
A. H. Earle	do	Carey's brook	10,000
James Fogle, Jr.	do	Bashaw brook	10,000
L. H. Meade	do	Sawyer's brook	10,000
Frank G. Scribner	Spooner	Beaver brook	10,000
			70,000
WASHINGTON COUNTY—			
John Fries	Richfield	Trib. Oconomowoc river	10,000
Ernest F. Hasse	do	Hasse branch	10,000
S. S. Barney	West Bend	Streams in vicinity of West Bend	20,000
			40,000

Brook Trout Distribution, 1894.

BROOK TROUT DISTRIBUTION, 1894—Continued.

Name of applicant.	Postoffice.	Where planted.	No. of fish.
WAUKESHA COUNTY.—			
F. H. Gault.....	Waukesha	Spring brook	10,000
Henry Bowman.....	Genesee	Spring lake brook	10,000
J. A. Lins.....	Eagle.....	Scupernong creek	10,000
W. L. Stone	Summit Center.....	Battle creek	10,000
			40,000
WAUPACA COUNTY.—			
Ole Sether.....	Scandinavia.....	Ripley creek.....	5,000
Ole Sether.....	do	Poll creek.....	5,000
M. S. Stroud.....	Manawa.....	Lowell creek.....	5,000
M. S. Stroud.....	do	Blake creek.....	5,000
Arthur Lindsay.....	do	Blake creek.....	5,000
Arthur Lindsay.....	do	Whitcomb creek.....	5,000
James Nykass.....	Surat.....	Spring creek.....	10,000
M. Ravn.....	Scandinavia.....	North and south branches Little Wolf river.....	10,000
M. A. Paulson.....	Scandinavia.....	North branch Little Wolf river.....	10,000
A. R. Lea	Waupaca.....	South branch of To-mor- row creek.....	10,000
J. H. Smith.....	Waupaca.....	Lumber creek.....	10,000
W. H. Stow.....	Sheridan.....	Peterson creek.....	5,000
W. B. Jeffers.....	Sheridan.....	Steadman creek.....	5,000
Andrew Erickson.....	Sheridan.....	Stoney creek.....	5,000
Oliver Olsson.....	Sheridan.....	Brick Dust creek.....	5,000
C. L. Reben.....	Sheridan.....	Silver creek.....	5,000
William Pipe.....	Sheridan.....	Deadman's creek.....	5,000
Geo. N. Jeffers.....	Sheridan.....	Gunderson creek.....	5,000
E. W. Brown.....	Weyauwega.....	Branch Waupaca River..	10,000
			125,000
WAUSHARA COUNTY.—			
Truman Sears.....	Berlin	Mosquito creek.....	10,000
O. B. Marr.....	Berlin	Marr creek.....	10,000
Geo. H. Fuller.....	Spring Lake.....	Spring creek.....	10,000
H. Bushweiler.....	Spring Lake.....	Meadow creek.....	10,000
John Sherlock.....	Colebrook.....	Willow creek.....	10,000
J. W. Hollenbeck.....	Aurora ville.....	Willow creek.....	10,000
John Gordon.....	Wild Rose	Davies creek.....	5,000
F. M. Clark.....	Wild Rose	Willow creek.....	5,000
P. B. Munbrue.....	Cedar Lake.....	Cedar Lake creek.....	5,000
C. A. Swart.....	Wild Rose	Clayton creek.....	5,000
D. W. Jones.....	Wild Rose	Pine river.....	5,000
W. B. LaSalle.....	Plainfield.....	Rochacre creek.....	10,000
F. M. Smith.....	Coloma Station.....	Cowlan creek.....	5,000
W. A. Roblier.....	Coloma	Peetwood creek.....	5,000
G. W. Twist.....	Coloma	Rochacre creek.....	5,000
Geo. N. Spaulding.....	Coloma Station.....	Little Mecan river.....	5,000
W. A. Bugh.....	Wautoma.....	White river and branches	10,000
W. Belter.....	Wautoma.....	White river and branches	10,000
G. Stratton.....	Wautoma.....	White river.....	5,000
Thomas Curran.....	Wautoma.....	Secker's creek.....	5,000
J. S. Bugh.....	Wautoma.....	White river and branches	25,000
Will Berry.....	Wautoma.....	Pine creek.....	5,000
J. T. Ellison.....	Wautoma.....	Decker creek.....	5,000
			180,000
WOOD COUNTY.—			
T. S. Tyler.....	Centralia.....	Seven mile creek.....	10,000
B. F. Haskins.....	Centralia.....	Ten mile creek.....	10,000
			20,000
Total for 1894.....			3,785,000

Brook Trout Distribution, 1893.

BROOK TROUT DISTRIBUTION, 1893.

Name of applicant.	Postoffice.	Where planted.	No. of fish.
BARRON COUNTY—			
S. S. Morrison.....	Rice Lake.....	Silver creek.....	5,000
J. E. Horsman.....	do.....	Rice Lake creek.....	5,000
Geo. McCluskey.....	do.....	Rice creek.....	5,000
Wm. H. Luce.....	do.....	Englert creek.....	5,000
P. E. Olsen.....	do.....	E. branch Miller creek.....	5,000
D. L. Sainter.....	do.....	Rice Lake creek.....	5,000
N. W. Heintz.....	do.....	Barker creek.....	5,000
J. L. Ankley.....	do.....	Tuscobia creek.....	5,000
Sewell A. Peterson.....	do.....	E. branch Pekagaman.....	5,000
			45,000
BUFFALO COUNTY—			
S. D. Hubbard.....	Mondovi.....	Harvey creek.....	5,000
S. D. Hubbard.....	do.....	Ford creek.....	5,000
S. D. Hubbard.....	do.....	Devil's run.....	5,000
			15,000
COLUMBIA COUNTY—			
W. E. Annacker.....	Portage.....	Branch Neenah creek.....	5,000
CRAWFORD COUNTY—			
Wm. Langdon.....	Seneca.....	Thompson's creek.....	5,000
Wm. Erdenberger.....	Prairie du Chien.....	Creek in town of Prairie du Chien.....	5,000
Samuel Mattie.....	Eastman.....	Large Spring stream.....	5,000
J. O. Davidson.....	Soldiers' Grove.....	Trout creek.....	5,000
J. O. Davidson.....	do.....	Soldiers' Grove creek.....	5,000
Tim Garity.....	do.....	Johnson creek.....	10,000
W. S. Manning.....	do.....	Bear creek.....	10,000
M. B. Seward.....	do.....	Knapp's creek.....	10,000
F. W. Lewis.....	Bell Center.....	Lewis branch.....	5,000
A. L. Stowell.....	do.....	Trahey creek.....	5,000
H. H. Lewis.....	do.....	Williams creek.....	5,000
C. A. Hofman.....	do.....	Hall's branch.....	5,000
W. W. Tate & Co.....	do.....	Sand creek.....	5,000
Frank A. Oerstein.....	do.....	Cow creek.....	5,000
John Lewis.....	do.....	Bacon creek.....	5,000
			90,000
DANE COUNTY—			
J. W. Kester.....	Black Earth.....	Handle creek.....	5,000
Chas. E. Baer.....	do.....	Hanson stream.....	5,000
Gilbert Holistine.....	do.....	Holistine creek.....	5,000
William Runge.....	do.....	Barnes creek.....	5,000
H. G. Goodlad.....	do.....	Otto Kert creek.....	5,000
R. A. Hibbert.....	do.....	Head Black Earth creek.....	5,000
J. R. Henderson.....	Riley.....	Conor's creek.....	5,000
A. O. Anderson.....	Blue Mounds.....	Anderson creek.....	5,000
			40,000
DODGE COUNTY—			
Peter Netzingier.....	Brownsville.....	Big creek.....	10,000
Christ Erhart.....	Knowles.....	do.....	10,000
John Deering.....	do.....	Branch Rock river.....	10,000
B. W. Sampson.....	do.....	Star Springs.....	10,000
			40,000
DOOR COUNTY—			
John Adamson.....	Voseville.....	Clark's lake creek.....	15,000
James Maples.....	Voseville.....	do.....	10,000
James Field.....	Forestville.....	Forest creek.....	10,000
John Fetzer.....	do.....	do.....	15,000
			50,000

Brook Trout Distribution, 1893.

BROOK TROUT DISTRIBUTION, 1893—Continued.

Name of applicant.	Postoffice.	Where planted.	No. of fish.
DUNN COUNTY—			
W. Schutte, Jr.	Menomonie	Varney creek	5,000
Lett Ingraham	do	Gilbert creek	5,000
O. G. Anderson	do	Annis creek	5,000
J. M. Ingraham	do	Gilbert creek	5,000
A. Bonstad	do	Varney creek	5,000
Joseph Josephson	do	Irvine creek	5,000
George Hatter	do	Hay creek	5,000
A. H. Peck	Knapp	Annis creek	5,000
H. H. Brown	Menomonie	Gilbert creek	5,000
			45,000
Eau Claire County—			
E. R. Shutto	Altoona	Six mile creek	5,000
L. P. Hotchkiss	Eau Claire	Rock creek	5,000
Eugene Britton	do	Hale creek	5,000
Eugene Britton	do	Elk creek	5,000
John Hunner	do	Cranberry creek	5,000
John Hunner	do	Rock creek	10,000
Thomas Ken/p	do	Bear and Clear creeks	10,000
A. A. Cutter	do	Eighteen mile creek	5,000
A. A. Cutter	do	Elk creek	5,000
George F. Winslow	do	Lorres creek	10,000
William Owens	do	Clear creek	10,000
B. S. Phillips	do	Twelve mile creek	5,000
B. S. Phillips	do	Seven mile creek	5,000
Ralph Rust	do	Five mile creek	5,000
Ralph Rust	do	Twelve mile creek	10,000
W. W. Straight	Fairchild	Brenner creek	5,000
Sylvester Lynch	do	Schufer creek	5,000
R. M. McLaren	do	Scott creek	5,000
E. J. Foster	do	Bove creek	5,000
			120,000
FOND DU LAC COUNTY—			
George H. Miller	Fond du Lac	E. branch Fond du Lac river	10,000
A. A. Green	do	E. branch Fond du Lac river	5,000
L. T. Treliven	do	E. branch Fond du Lac river	5,000
Jas. T. Green	do	E. branch Fond du Lac river	5,000
S. Brutus Amory	do	Parson's stream	5,000
H. S. Miller	do	Parson's stream	5,000
S. D. Wyatt	do	Parson's stream	5,000
E. C. Martin	do	Parson's stream	5,000
L. T. McLeon	do	Parson's stream	5,000
A. C. Wagner	do	De Nevan creek	5,000
A. B. Dye	do	De Nevan creek	5,000
H. C. Moore	do	Woolen mill stream	5,000
P. N. Owentin	do	Woolen mill stream	5,000
L. C. Brewer	do	Trib. Milwaukee river	5,000
F. E. Stocks	do	Trib. Milwaukee river	5,000
H. W. Wilkener	do	Trib. Milwaukee river	5,000
Chas. F. Geise	do	Trib. Sheboygan river	5,000
A. C. Blankenberg	do	Trib. Sheboygan river	5,000
A. R. Keating	do	Trib. Sheboygan river	5,000
			100,000
GRANT COUNTY—			
Fred Postel	Muscoda	Wall branch	5,000
John Campbell	Byrds Creek	Byrds creek	5,000
Joseph Frost	Avoca	Morey's branch	5,000
Herbert Dexter	Preston	Thompson creek	5,000
W. J. Bailie	Lancaster	Bradbury stream	5,000
C. Tschudi	do	Korber stream	5,000

Brook Trout Distribution, 1893.

BROOK TROUT DISTRIBUTION, 1893—Continued.

Name of applicant.	Postoffice.	Where planted.	No. of fish.
GRANT COUNTY—Con.			
Everet A. Utt.	Lancaster.	Harrison creek.	5,000
W. J. Heathcote.	Preston.	Liggett creek.	5,000
Ole J. Seim.	Castle Rock.	South Coon branch.	5,000
Nels Ellingson.	Boscobel.	Bird creek.	5,000
W. S. Manning.	Muscoda.	Manning's stream.	5,000
			55,000
GREEN COUNTY—			
Nic. C. Durst.	New Glarus.	Trib. Little Green river.	5,000
IOWA COUNTY—			
E. J. Bennett.	Dodgeville.	Brinker's creek.	5,000
Ole Edmonds.	do.	Trib. E. Brch. Pecatonica.	5,000
Richard Kennedy.	Highland.	Big Spring branch.	5,000
Ricahrd Kennedy.	do.	Big Rock branch.	5,000
John Rowe, Jr.	Dodgeville.	Rowe's branch.	5,000
Edward Cullen.	Mineral Point.	Carpenter branch.	5,000
T. H. Sexton.	Cobb.	Cobb branch.	5,000
J. M. Mulhain.	Mineral Point.	Tery branch.	5,000
T. H. Sexton.	Cobb.	Billings branch.	5,000
T. H. McMurrugh.	Mineral Point.	Phillip's creek.	5,000
Samuel W. Reese.	Dodgeville.	Blanchard creek.	5,000
Samuel W. Reese.	do.	Col. Hollow creek.	5,000
Samuel W. Reese.	do.	Wickham creek.	5,000
Samuel W. Reese.	do.	Strud creek.	5,000
W. C. McManus.	Mineral Point.	Tonkin creek.	5,000
Henry Carpenter.	do.	Carpenter creek.	5,000
Hugh McDermott.	do.	Cond creek.	5,000
Wm. C. Neffert.	Arena.	No Name.	5,000
Solon Knickerbocker.	Wyoming.	Wyoming creek.	5,000
C. H. Christopher.	Blue Mounds.	Erickson creek.	5,000
Geo. Fessenfeld.	do.	Velminstin creek.	5,000
Frank Brunner.	Barneveld.	Walcut Hollow creek.	5,000
C. W. Scheiler.	do.	Walcut Hollow creek.	5,000
A. E. Arnesen.	Barber.	Brch. Pecatonica river.	5,000
			125,000
JACKSON COUNTY—			
Charles Sechler.	Sechlerville.	Sly creek.	5,000
Charles Sechler.	do.	Withee's branch.	5,000
L. T. Branch.	Hixton.	Lanes creek.	5,000
Gay R. Sechler.	Sechlerville.	Sly creek.	5,000
J. T. Simpson.	Black River Falls.	Main Squaw creek.	5,000
J. T. Simpson.	do.	French creek.	5,000
R. D. Squires.	do.	Squaw creek.	5,000
R. D. Squires.	do.	Pappoose creek.	5,000
L. W. Drew.	Trout.	Trout run.	5,000
			45,000
JEFFERSON COUNTY—			
C. H. Powers.	Palmyra.	Thos. Maw's creek.	5,000
LA CROSSE COUNTY—			
Geo. H. Pooler.	Onalaska.	Halfway creek.	5,000
Onas. Barber.	do.	Sand Lake creek.	5,000
John R. Jones.	Rockland.	E. fork, Fish creek.	5,000
A. Hishheimer.	La Crosse.	N. branch, Coon river.	5,000
A. Hishheimer.	do.	Bozwick Valley creek.	5,000
Butters & Price.	Onalaska.	Cooley creek.	5,000
John Erickson.	Rockland.	Fish creek.	5,000
Geo. L. Kingsley.	La Crosse.	Sand creek.	5,000
W. L. Osborne.	do.	Bowers creek.	10,000
W. J. Scott.	do.	Ahrens creek.	10,000
R. A. Lord.	do.	Sweeden Cooley creek.	10,000
M. P. Wing.	do.	Halfway creek.	5,000

Brook Trout Distribution, 1893.

BROOK TROUT DISTRIBUTION, 1893—Continued.

Name of applicant.	Postoffice.	Where planted.	No. of fish.
LA CROSSE COUNTY—Con.			
M. P. Wing	La Crosse	Mormon Coolie creek. . .	5,000
August Craig	Burr Oak	Jackson creek	5,000
Mat. Thornson.	West Salem	Gill's creek	5,000
Wenzel Korn.	Middle Ridge	Brch., Coon creek	5,000
John Dawson	La Crosse	Trib. to Mormon creek ..	10,000
A. C. Hanson	Mindora	Flemming's creek	5,000
Thomas Barclay	do	do	5,000
William Smith	Bangor	Dutch creek	5,000
Peter Areutz.	Middle Ridge	Areutz creek	5,000
			125,000
LA FAYETTE COUNTY—			
David Slothower	Warren	Middle br'nc'h, Wolf creek	5,000
Wm. A. Garden.	Belmont	Burris branch	5,000
Wm. A. Garden.	do	Harris branch	5,000
Wm. A. Garden.	do	Jones branch	5,000
			20,000
LINCOLN COUNTY—			
W. H. Cannon	Merrill	Devil creek and trib. . .	10,000
Frank Smith	Merrill	Little Hay Meadow creek.	5,000
			15,000
MARATHON COUNTY—			
John Gan	Powitowski	Scratch creek	10,000
Henry French	Wausau	Cold brook	10,000
H. B. Huntington.	do	Huntington creek	10,000
E. P. Corwith	do	Snow creek	10,000
J. T. Winkley	do	Clear creek	10,000
Neal Brown	do	Big Sandy creek	5,000
Neal Brown	do	Little Rib river	10,000
Neal Brown	do	Bull Junior creek	5,000
Neal Brown	do	Little Rib river	10,000
P. J. Reis	do	Little Rib river and tribs.	10,000
H. J. Dern	do	Little Eau Plaine river ..	5,000
Henry Wegel	Dancy	Robert's creek	5,000
J. O. Pamp	Mosinee		
			100,000
MONROE COUNTY—			
L. F. Wirth	Tomah	Head-waters Lemonweir	10,000
H. A. Noth	do	Trout creek	10,000
C. K. Erwin	do	Mill creek	10,000
H. C. Calkins	do	Vandervoort creek	10,000
E. M. Hamilton.	do	Mud creek	10,000
M. E. Hinsman	do	Council creek	10,000
C. A. Thayer	Sparta	Sparta creek	10,000
O. J. Eaton	Tomah	Flora creek	10,000
Thomas McCane	do	deer creek	10,000
J. H. Smith	do	Tributary of Lemonweir.	5,000
J. H. Smith	do	Tarr creek	5,000
E. Davenport	Tunnel City	Head-waters Tan creek ..	5,000
S. Sloggy	Ontario	Brush creek	10,000
Edward Sloggy	do	Billing's creek	5,000
Frank Herfort	Baraboo	Palmer's creek	5,000
C. H. Campbell	Cashton	Head of Brush creek	5,000
John J. French	Sparta	Jewell creek	10,000
D. W. Cheeney	do	Silver creek	10,000
Fred Gross	do	Big creek	5,000
Fred Gross	do	Beaver creek	5,000
William A. Thayer	do	Squaw creek	10,000
J. Morrow	do	Bailey creek	10,000
			185,000
ONEIDA COUNTY—			
Yawkey & Lee Lumber Co.	Hazlehurst	Clear creek	10,000

Brook Trout Distribution, 1893.

BROOK TROUT DISTRIBUTION, 1893—Continued.

Name of applicant.	Postoffice.	Where planted.	No. of Fish.
PIERCE COUNTY—			
W. E. Warren	Ellsworth	Cave creek	5,000
J. T. Bowers	do	Trimbelle creek	5,000
A. Combacher	do	Lost creek	5,000
J. B. Jenson	do	Isabel creek	5,000
J. L. Moody	do	Rush river	5,000
William Bernard	Lost Creek	Lost Creek	5,000
Leach & Langer	Trimbelle	Trimbelle river	5,000
F. J. Burhyte	River Falls	Foster's spring	5,000
J. W. Bradshaw	do	Kinickinick, S. branch	5,000
Martin Olson	do	Rocky branch	5,000
			50,000
RICHLAND COUNTY—			
Mrs. F. M. Stevenson	Buck Creek	Little Willow creek	5,000
N. L. James	Richland Center	Hazeltine creek	5,000
N. L. James	do	Piers creek	5,000
A. Beckwith	Dixon	Little Bear creek	5,000
E. H. Farfrey	Richland Center	Willow creek	10,000
W. H. Pier	do	Trib. west branch Pine river	5,000
J. E. Coffland	do	Babbs branch	5,000
R. C. Smith	do	Little Willow creek	5,000
G. H. Strong	do	Tributary, Willow creek	5,000
E. W. Elliott	Byrds Creek	Byrds creek	5,000
L. S. Chitwood	Excelsior	Tributary, Knapps creek	5,000
M. J. McDermott	do	Branch of Knapps creek	5,000
J. A. Collins	do	English creek	5,000
			70,000
ROCK COUNTY—			
B. W. Hubbard	Evansville	Allen's creek	10,000
ST. CROIX COUNTY—			
C. A. Greene	Hudson	Willow river (above falls)	5,000
Geo. A. Williams	River Falls	Ney's creek	5,000
			10,000
SAUK COUNTY—			
Peter Wilkinson	Baraboo	Leech creek	5,000
Adlebert Fish	Reedsburg	Dell creek	5,000
F. M. Baker	do	Babb's creek	5,000
David Rowe, Jr.	Lime Ridge	Willow creek	5,000
F. F. Kitson	Cazenovia	Tributary, Little Baraboo	5,000
R. Greenwood	Reedsburg	Twin creek	5,000
Anson Priest	do	Babb's creek	5,000
S. Mackey	do	Dell creek	5,000
Brown & Davis	Spring Green	Wyoming creek	5,000
			45,000
TREMPEALEAU COUNTY—			
D. L. Holcomb	Arcadia	Newcomb creek	5,000
Virgil Borst	Independence	Borst creek	5,000
Foster O. Halstad	Chimney Rock	E. branch, Chimney Rock creek	5,000
J. D. Olds	Pigeon Falls	Oids creek	5,000
F. E. Shappee	Independence	Elk creek	5,000
Christian Amundson	do	Travers valley creek	5,000
Iver Nelson Kalve	do	Borst valley creek	5,000
H. E. Hotchkiss	Osseo	King's creek	5,000
C. E. Yeomans	do	Trout creek	5,000
C. E. Yeomans	do	Big creek	5,000
J. D. Cooper	Eleva	Cooper creek	5,000
L. D. Nogle	do	Rossman creek	5,000
			60,000

Brook Trout Distribution, 1893.

BROOK TROUT DISTRIBUTION, 1893—Continued.

Name of applicant.	Postoffice.	Where planted.	No. of fish.
VERNON COUNTY—			
Ole N. Lien	Westby	Upper Stream creek.....	5,000
Brown Olson	do	West Kickapoo	5,000
Gus Morterud	Bloomingtondale	Gillette brch., Kickapoo ..	5,000
John A. Neparud	Coon Valley	Coon creek	5,000
Louis Tontio	Westby	Upper Spring creek.....	5,000
C. T. Shannon	do	Spring creek	5,000
J. K. Shines	do	Timber creek	5,000
Alex Kolling	do	Boglin creek	5,000
S. B. Reque	do	Alum creek	5,000
Shomas Sandbokken	Lovass	Lower Coon creek.....	5,000
J. Melgoord	do	West branch	5,000
Hans Simenson	do	Coon creek.....	5,000
John C. Baglin	do	Upper Coon creek	5,000
M. A. Ueland	Westoy	Spring creek	5,000
			70,000
WALWORTH COUNTY—			
B. Bulkley	Whitewater	Gould's Stream	5,000
Chas. S. Weeks	do	Territorial creek	5,000
Chas. S. Weeks	do	Bradway's creek	5,000
Henry M. Trippe	do	Lima stream	5,000
Edward Engebrensen	do	Conlin's stream	10,000
Geo. V. Phillips	do	Territorial creek	5,000
			35,000
WAUKESHA COUNTY—			
Ernest Boettcher	Prospect	Blessinger's creek.....	5,000
E. T. Taylor	Mukwonago	Spring brook	5,000
Wallace Goff	Vernon	Stewart's creek	5,000
Geo. Henderson	Eagle	Jericho creek	5,000
John J. Ryan	Genessee	Willow creek	5,000
			25,000
Total for 1893			1,615,000

*Summary of Trout Distribution.*SUMMARY BY COUNTIES OF TROUT DISTRIBUTION,
1893 AND 1894.

COUNTIES.	BROOK TROUT.		RAINBOW TROUT.	
	1893.	1894.	1893.	1894.
Adams.....	Nil.	10,000	5,000	20,000
Ashland.....	Nil.	Nil.	5,000	10,000
Barron.....	45,000	190,000	45,000	60,000
Bayfield.....	Nil.	20,000	5,000	Nil.
Brown.....	Nil.	Nil.	25,000	120,000
Buffalo.....	15,000	50,000	25,000	50,000
Burnett.....	Nil.	Nil.	Nil.	Nil.
Calumet.....	Nil.	Nil.	Nil.	10,000
Chippewa.....	Nil.	60,000	35,000	45,000
Clark.....	Nil.	10,000	5,000	20,000
Columbia.....	5,000	20,000	95,000	10,000
Crawford.....	90,000	70,000	25,000	65,000
Dane.....	40,000	70,000	20,000	Nil.
Dodge.....	40,000	50,000	15,000	Nil.
Door.....	50,000	Nil.	Nil.	10,000
Douglas.....	Nil.	10,000	5,000	95,000
Dunn.....	45,000	100,000	60,000	60,000
Eau Claire.....	120,000	120,000	15,000	Nil.
Florence.....	Nil.	Nil.	40,000	Nil.
Fond du Lac.....	100,000	120,000	50,000	90,000
Forest.....	Nil.	Nil.	Nil.	Nil.
Grant.....	55,000	200,000	35,000	65,000
Green.....	5,000	20,000	Nil.	Nil.
Green Lake.....	Nil.	50,000	10,000	Nil.
Iowa.....	125,000	140,000	5,000	10,000
Jackson.....	45,000	135,000	30,000	Nil.
Iron.....	Nil.	Nil.	10,000	Nil.
Jefferson.....	5,000	40,000	Nil.	Nil.
Juneau.....	Nil.	70,000	55,000	65,000
Kenosha.....	Nil.	Nil.	Nil.	Nil.
Kewaunee.....	Nil.	Nil.	Nil.	Nil.
La Crosse.....	125,000	195,000	50,000	65,000
La Fayette.....	20,000	70,000	Nil.	Nil.
Langlade.....	15,000	Nil.	Nil.	60,000
Lincoln.....	15,000	40,000	40,000	10,000
Manitowoc.....	Nil.	Nil.	5,000	10,000
Marathon.....	100,000	150,000	105,000	150,000
Marinette.....	Nil.	Nil.	125,000	550,000
Marquette.....	Nil.	45,000	Nil.	20,000
Milwaukee.....	Nil.	Nil.	5,000	Nil.
Monroe.....	185,000	270,000	Nil.	80,000
Oconto.....	Nil.	Nil.	30,000	130,000
Oneida.....	10,000	Nil.	80,000	130,000
Outagamie.....	Nil.	Nil.	55,000	10,000
Ozaukee.....	Nil.	Nil.	Nil.	Nil.
Pepin.....	Nil.	30,000	Nil.	40,000
Pierce.....	50,000	90,000	65,000	10,000
Polk.....	Nil.	10,000	Nil.	10,000
Portage.....	Nil.	60,000	20,000	10,000
Price.....	Nil.	Nil.	55,000	120,000
Racine.....	Nil.	Nil.	30,000	Nil.
Richland.....	70,000	140,000	25,000	85,000
Rock.....	10,000	60,000	Nil.	Nil.
St. Croix.....	10,000	20,000	35,000	60,000
Sauk.....	45,000	175,000	Nil.	39,000
Sawyer.....	Nil.	Nil.	Nil.	Nil.
Shawano.....	40,000	25,000	50,000	155,000
Sheboygan.....	Nil.	Nil.	25,000	160,000

Summary of Trout Distribution.

**SUMMARY BY COUNTIES OF TROUT DISTRIBUTION,
1893 AND 1894—Continued.**

COUNTIES.	BROOK TROUT.		RAINBOW TROUT.	
	1893.	1894.	1893.	1894.
Taylor.....	Nil	Nil.	Nil.	Nil.
Trempealeau.....	60,000	235,000	Nil.	Nil.
Vernon.....	70,000	90,000	Nil.	Nil.
Vilas.....	Nil.	Nil.	40,000	50,000
Walworth.....	35,000	60,000	Nil.	Nil.
Washington.....	Nil.	40,000	5,000	10,000
Washburn.....	Nil.	70,000	Nil.	20,000
Waukesha.....	25,000	40,000	10,000	Nil.
Waupaca.....	Nil.	125,000	75,000	80,000
Wausara.....	Nil.	180,000	45,000	Nil.
Winnebago.....	Nil.	Nil.	5,000	Nil.
Wood.....	Nil.	20,000	35,000	Nil.
Totals.....	1,615,000	3,665,000	1,675,000	2,555,000

DISTRIBUTION OF IMPREGNATED LAKE TROUT EGGS.

Planted from boats fishing off from—	1893.	1894.
Sturgeon Bay.....	5,040,000	4,102,000
Milwaukee.....	6,300,000	4,132,000
Kenosha.....	1,890,000	1,987,500
Detroit Harbor.....	862,500	Nil.
Manistique.....	187,500	Nil.
Fish creek.....	Nil.	555,000
Totals.....	14,249,000	10,977,000

DISTRIBUTION OF FULL-GROWN BROOK TROUT.

Planted in Nine spring creek (Dane county).....	3,947
Planted in streams in the vicinity of Wausaukee (Marquette county).....	1,350
Planted in streams in the vicinity of Bangor (La Crosse county).....	1,000
Planted in Dousman creek (Crawford county).....	550
Total.....	6,447

The fish planted as shown in above table were full-grown male trout, which had accrued in the ponds in excess of the number required to impregnate the eggs of the stock of females on hand.

Black Bass Distribution.

BLACK BASS DISTRIBUTION, 1893.

Where planted.	No. of fish.
Lake Geneva, Walworth county.....	10,000
LaBelle lake, Waukesha county.....	3,000
Oconomowoc lake, Waukesha county.....	3,000
Rock river (at Watertown).....	5,000
Okauchee lake, Waukesha county.....	4,000
Nashotah lake, Waukesha county.....	4,000
Total for 1893.....	29,000

BLACK BASS DISTRIBUTION, 1894.

Where planted.	No. of fish.
Devil's lake, Sauk county.....	2,500
Rock river (at Mayville).....	5,000
Clear lake, Lincoln county.....	2,000
Tomahawk lake, Lincoln county.....	1,000
Rib lake, Lincoln county.....	1,000
Moose lake, Lincoln county.....	1,000
Silver lake, Lincoln county.....	1,000
Rock river (at Janesville).....	2,000
Pecatonica river (at Darlington).....	2,000
Mineral Point branch, Iowa county.....	2,000
Chain o'lakes, vicinity of Waupaca.....	8,000
Lake DeNevan, Fond du Lac county.....	2,500
Green lake, Green Lake county.....	4,000
Newton lake, Marinette county.....	2,000
Bass lake, Marinette county.....	2,000
Deer Lake, Marinette county.....	2,000
Popple lake, Chippewa county.....	3,000
Bardon lake, Douglas county.....	1,000
Bond lake, Douglas county.....	1,000
Round lake, Douglas county.....	1,000
Pewaukee lake, Waukesha county.....	6,000
Stockman lake, Waukesha county.....	3,000
Brown's lake, Racine county.....	4,000
Rock lake, Jefferson county.....	4,000
Kurtz lake, Milwaukee county.....	1,000
Root lake, Milwaukee county.....	1,000
Lake Mendota, Dane county.....	8,000
Total for 1894.....	73,000

Whitefish Distribution.

WHITE BASS DISTRIBUTION, 1894.

Where planted.	No. of fish.
Delavan lake, Walworth county	300
Green lake, Green Lake county	600
Pike lake, Washington county	800
Nagawicka Lake, Waukesha county	800
Pardeeville lake, Columbia county	300
Mission lake, Waukesha county	500
Elkhart lake, Sheboygan county	400
Rock river (at Fort Atkinson)	400
Lake Como, Walworth county	460
Lake LaBelle, Waukesha county	200
Oconomowoc lake, Waukesha county	200
Total for 1894	4,960

The white bass distributed as per above table, were mature or full grown fish, full of spawn.

WHITEFISH DISTRIBUTION.

Name of place where planted.	1893.	1894.
Off from Port Washington harbor	5,000,000
Off from Two Rivers	3,000,000	6,000,000
Off from Sheboygan harbor	2,000,000	3,000,000
Off from Kenosha	2,000,000	Nil.
Off from Racine	2,000,000	Nil.
Off from Little Sturgeon	4,000,000	1,000,000
Off from Oconto harbor	2,000,000	1,000,000
Off from Peshtigo	2,000,000	1,000,000
At the mouth of Big Sturgeon	4,000,000	Nil.
Off from Green Island	2,000,000	3,000,000
Off from Chambers Island	2,000,000	3,000,000
Off from Shoemakers Point (on reef)	Nil.	3,000,000
Off from Long Point	Nil.	3,000,000
Off from Squaw Island	Nil.	3,000,000
Off from Round Island	Nil.	3,000,000
Off from Bayfield	3,000,000	Nil.
Off from Madeline Island	Nil.	3,000,000
In Chequamegon Bay	2,000,000	Nil.
In Pikes Bay	Nil.	3,000,000
Totals	35,000,000	36,000,000

Statistics of Lake Fisheries.

STATISTICS OF LAKE FISHERIES, 1893 AND 1894.

VARIETY.	NUMBER OF POUNDS CAUGHT, 1894.				
	Lake Michigan.	Lake Superior.	Green Bay.	Lake Winnebago	Mississippi River.
Whitefish.....	20,325	250,600	450,000		
Lake trout.....	2,454,000	1,100,125	2,950,025		
Herring.....	2,800,200	1,065,000	10,100,322		
Blue fins.....	1,475,895		60,000		
Perch.....			500,075		
Black bass.....			4,000		
Other kinds.....	350,000	45,200	1,200,175		
All kinds.....				1,748,000	*2,225,000
Totals.....	7,300,430	2,460,925	15,264,597	1,748,000	2,225,000

Grand total, 28,998,942.

*Estimated catch.

STATISTICS OF LAKE FISHERIES, 1893 AND 1894.

VARIETY.	NUMBER OF POUNDS CAUGHT, 1893.				
	Lake Michigan.	Lake Superior.	Green Bay.	Lake Winnebago	Mississippi river.
Whitefish.....	25,000	300,611	392,100		
Lake trout.....	2,604,000	1,102,000	3,261,000		
Herring.....	3,305,125	1,525,222	11,892,180		
Blue fins.....	2,500,300		63,000		
Perch.....			6,208,075		
Black bass.....			4,000		
Other kinds.....	419,000	150,412	2,425,025		
All kinds.....				1,936,025	*2,000,000
Totals.....	8,858,425	3,078,245	24,245,330	1,936,025	2,000,000

Grand total, 40,113,025.

*Estimated catch.

Summary of Fish Statistics.

PROPERTY AND MEN, 1894.

	LAKE MICHIGAN.		LAKE SUPERIOR.		GREEN BAY.		LAKE WINNEBAGO.	
	No.	Value.	No.	Value.	No.	Value.	No.	Value.
Gill nets.....	24,242	\$116,448	1,720	\$6,240	3,700	\$14,800	965	\$5,325
Pound nets.....	400	88,920	97	9,540	280	56,000
Hoop nets.....	950	1,500	2,000	30,000	410	2,225
Seines.....	15	1,412	15	1,800
Men employed.....	600	200	430	240
Docks and build- ings.....	140,758	9,000	200,500	3,000
Other property.....	30,460	2,500	15,000
Boats used.....	375	140,640	40	27,500	200	6,000	118	6,710

SUMMARY OF FISH STATISTICS, 1893 AND 1894.

In Wisconsin waters, in Lakes Superior, Michigan and Green Bay.

Year.	No. of pounds.	Value.	No. nets.	Value.	Persons em- ployed.	No. of boats.	Value.	Total value of all property.
1893	40,113,025	\$1,203,395	33,327	\$326,960	1,185	590	\$195,713	\$918,363
1894	38,998,942	869,737	35,014	334,210	1,440	733	280,850	1,016,278

STATISTICS PERTAINING TO THE FISHERIES OF THE UNITED STATES.

Showing Value of Products, Land and Water Areas, Amount of State Appropriations, and Amount Appropriated per Square Mile of Land and Water Areas.—Compiled by A. G. Fletcher.

STATES.	Value of fishery products.	Square miles of area.	Miles of coast line.	Square miles of coast waters (bays, gulfs, etc.)	Square miles of rivers and streams.	Square miles of lakes and ponds.	Square miles of water area.	Amount appropriated.	Amount per square mile total area	Amount per square mile coast waters and line.	Amount per square mile fresh water.	Amount per square mile total water area and coast line.
Massachusetts	\$7,531,194	8,315	760	125	60	90	275	\$15,700	\$1 89	\$17 74	\$104 67	\$15 17
Maryland	6,460,759	12,210	706	1,850	500	2,350	10,000	*5 73	*27 39	20 00	*22 91
New York	5,041,259	49,170	544	450	300	900	1,150	66,050	1 34	66 45	55 04	31 54
Virginia	3,641,282	42,450	766	1,780	520	25	2,345	3,000	07	1 18	5 50	97
New Jersey	3,625,890	7,815	715	515	120	35	670	12,000	1 54	9 76	77 42	8 66
California	3,044,731	153,360	1,097	540	240	1,600	2,380	17,500	+13	+12 75	+11 34	+6 00
Maine	2,225,806	33,040	1,463	545	300	2,300	3,115	16,500	50	8 22	6 35	3 58
Connecticut	1,871,413	4,999	152	25	80	40	145	9,000	1 80	50 85	75 00	30 30
Washington	934,910	69,180	1,738	1,380	560	360	2,300	8,000	+26	+5 77	+19 57	+4 46
Michigan	934,005	58,915	260	1,225	1,485	31,983	54	21 54	21 54
Oregon	868,406	96,030	285	50	500	920	1,470	4,500	05	13 43	3 17	2 56
Ohio	618,683	41,060	140	160	300	3,679	09	12 26	12 26
Pennsylvania	495, 53	45,215	200	30	220	22,500	50	97 82	97 82
Wisconsin	399,685	46,040	420	1,170	1,590	20,300	36	12 77	12 77
Delaware	250,865	2,050	104	340	60	400	500	24	1 13	8 33	99
South Carolina	202,602	30,470	947	215	180	5	400	1,025	03	88	5 54	76
Georgia	123,563	59,475	444	150	300	45	495	500	01	84	1 45	53
New Hampshire	91,481	9,305	19½	80	220	300	4,000	43	205 13	13 33	12 52
Illinois	28,896	56,650	515	135	650	10,000	18	15 38	15 38
Indiana	21,693	36,360	330	110	440	800	02	1 82	1 82
Minnesota	6,238	83,365	360	3,800	4,160	15,000	18	3 61	3 61
Vermont	9,565	50	380	430	7,000	73	16 28	16 28
Colorado	103,925	270	10	280	15,400	15	55 00	55 00
Nebraska	76,855	680	40	670	7,700	10	11 49	11 49
Iowa	56,025	450	100	550	3,000	05	5 45	5 45
Missouri	69,415	630	50	680	4,500	06	6 62	6 62
Wyoming	97,890	85	230	315	5,200	05	15 61	16 51

Statistics of Fisheries of the U. S.

COMMISSIONERS OF FISHERIES.

STATISTICS PERTAINING TO THE FISHERIES OF THE UNITED STATES—Continued.

STATES.	Value of fishery products.	Square miles of area.	Miles of coast line.	Square miles of coast waters (bays, gulfs, etc.)	Square miles of rivers and streams.	Square miles of lakes and ponds.	Square miles of water area.	Amount appropriated.	Amount per square mile total area.	Amount per square mile coast waters and line.	Amount per square mile fresh water.	Amount per square mile total water area and coast line.
Kansas	82,080	380	380	\$500	\$01	\$1 32	\$1 32
West Virginia	24,780	135	135	500	02	3 70	3 70
Nevada	110,700	35	925	960	1,500	01	1 56	1 56

* In figuring, \$60,000 is added. This is revenue received from oysterman, and is used in protecting the oyster industry.

† In figuring, \$10,000 is added. This is revenue received from permanent contrivances for catching salmon.

‡ In figuring, \$3,500 is added. This is revenue received from net fishermen.


EXPLANATORY.

The amounts shown by this table are, with few exceptions, the appropriations for 1893. To these amounts should be added the sum derived from fines in almost every state—not large amounts, but still a source of revenue.

The figures of the coast waters include the sinuosities only, although each state has jurisdiction three miles from shore. For convenience the length of coast-line is added to the square miles of coast water area, in estimating amount allowed per square mile of same, instead of multiplying that length by three before adding. This is, perhaps, a better method, because of the fact that the protection given to coast waters is, with few exceptions, along the shore.

The value of products given are for 1892, and taken from "Statistics of the Fisheries of the United States," by Dr. H. M. Smith, of the U. S. Commission of Fish and Fisheries. The coast-line figures were furnished by the U. S. Coast and Geodetic Survey.

The areas of land and water are taken from L. P. McCarty's "Annual Statistician," and are approximate areas made from careful estimates at the Bureau of Statistics, Washington, D. C.



BIENNIAL REPORT

OF THE

BOARD OF TRUSTEES

OF

Milwaukee Hospital for Insane

FOR THE

Two Years Ending September 30, 1894.



MADISON, WISCONSIN:
DEMOCRAT PRINTING COMPANY, STATE PRINTER.
1894.

MILWAUKEE HOSPITAL FOR INSANE.

Board of Trustees.

PAUL BECHTNER,	-	-	-	Term expires first Monday in May, 1901
G. E. GUSTAV KUECHLE,	-	-	-	Term expires first Monday in May, 1900
ALFRED L. CARY,	-	-	-	Term expires first Monday in May, 1899
CHRISTIAN WAHL,	-	-	-	Term expires first Monday in May, 1898
H. H. CAMP,	-	-	-	Term expires first Monday in May, 1897
B. B. HOPKINS,	-	-	-	Term expires first Monday in May, 1896
S. H. SEAMANS,	-	-	-	Term expires first Monday in May, 1895

Officers of the Board.

PAUL BECHTNER, President.	A. F. WALLSCHLAEGER, Secretary
CHRISTIAN WAHL, Vice President.	County Treasurer, Ex-officio Treasurer

Executive Committee.

H. H. CAMP,	S. H. SEAMANS,	B. B. HOPKINS.
-------------	----------------	----------------

Visiting Committee.

ALFRED L. CARY,	G. E. GUSTAV KUECHLE.
-----------------	-----------------------

Present Officers of the Hospital.

M. J. WHITE, M. D.,	-	-	-	-	-	Medical Superintendent
WILLIAM BEUTLER, M. D.,	-	-	-	-	-	First Assistant Physician
F. P. CARTER, M. D.,	-	-	-	-	-	Second Assistant Physician
E. L. KENYON,	-	-	-	-	-	Steward
MISS ADA MAXON.	-	-	-	-	-	Matron

Consulting Staff.

S. MARKS, M. D.	JACOB MENDEL, M. D.
WILLIAM MACKIE, M. D.	M. H. FISK, M. D.
ERNEST KRAMER, M. D.	G. D. JADD, M. D.
WILLIAM FOX, M. D.	JACOB LANGE, M. D.

WAUWATOSA, Wis., Feb. 19, 1895.


To His Excellency, W. H. UPHAM, Governor:

We have the honor to submit herewith a complete statement of all facts relating to the government of the Milwaukee Hospital for Insane during the two fiscal years ending September 30, 1894.

Very respectfully yours,

B. B. HOPKINS, *President.*

A. F. WALLSCHLAEGER, *Secretary.*



SUPERINTENDENT'S REPORT.

To the Honorable Board of Trustees:

Gentlemen:—I have the honor to transmit herewith my fourth biennial report of the operations of the Hospital for the two fiscal years ending September 30th, 1894; the statistical tables hereto annexed, will serve to show the movement of the population during that period.

The general health of the inmates has been remarkably good and the morale of the entire household all that could be desired. We have the good fortune to record the absence of epidemics, casualties and other untoward events.

A reference to the proper tables will exhibit the following facts:

There remained under treatment Sept. 30, 1892, males, 156; females, 148; making a total of 304 patients. The number of new admissions during the year was, males, 83; females, 74; total, 157. The re-admissions during the same period were, males, 27; females, 16; total, 43; making the total number under treatment 504, and the average number 321 168-365.

The discharges were as follows: recovered, males, 31; females, 21; total, 52. Improved, males, 28; females, 9; total, 37. Unimproved, males, 16; females, 9; total, 25. Not insane, males, 3; females, 2; total, 5. Transferred to County Asylum for Chronic Insane, males, 3; females, 1; total, 4. Discharged by death, males, 28; females, 22; total, 50. Making the total number discharged during the year 173, and leaving under treatment September 30th 1893, 331 patients.

The ensuing year the new admissions numbered, males, 80; females, 67; total, 147. Re-admissions, male, 35; females, 13; total, 48; thus making the whole number under treatment 526 and the average number 354 209-365.

Superintendent's Report.

The discharges during this period were: recovered, male, 30; females, 23; total, 53. Improved, males, 23; females, 12; total, 35. Unimproved, males, 16; females, 7; total, 23. Not insane, males, 3. Transferred to County Asylum for Chronic Insane, males, 4; females, 4; total, 8. Died, males, 17; females, 22; total, 39. Remaining under treatment September 30, 1894, 365 patients.

Commenting on the statistical tables I note the proportionately increased number of cases suffering from Acute Mania as compared with former years and would remark that much more favorable and permanent results are to be attained, as a rule, in the treatment of these cases than in other forms of mental disease. This is readily conceivable from the fact that cases of this type are brought to a Hospital in the strictly acute period when the malady is essentially a disorder of the functioning processes of the brain and before it has passed into a structurally damaged condition from altered nutrition, as is so frequently the case with those suffering from so-called "acute" melancholia. In the latter types to a very considerable extent, we find on admission evidences of organic changes and on further investigation we learn that peculiarities of temper and disposition, as evidenced by periods of depression and actual mental suffering, alternating with indifference and apathy, had existed for months prior to admission to the Hospital. The disease had been allowed to run on unchecked and no means taken to insure suitable treatment, medical and moral, until the condition of resistance and obstinacy to be contended against on the part of family and friends and possibly the danger incurred in the care of the person affected, either to those attending him or to himself, finally rendered a deprivation of personal liberty necessary.

In cases of acute mania, on the other hand, the disease is usually so sudden in its accession and the manifestations so terrifying to family and friends that immediate action is generally taken to place the sufferer under custodial care and treatment, thus operating to the advantage of the patient and

Superintendent's Report.

to the statistics of hospitals in the way of an increased recovery rate. It will be observed that our statistics of discharges and deaths are very gratifying, viz., a recovery rate of 35 per cent. on the number admitted and a death rate of 8 per cent. on the total number treated. I would add that of the total number of deaths, a very large proportion were beyond fifty-five years of age and many suffered from the infirmities of extreme old age; a considerable number also were victims of essentially progressive and incurable types of disease.

Considerable has been said and written on the subject of the permanency of recovery from mental disease and it has, from time to time, been a matter for adverse and discouraging criticism on the part of superficial observers. I would say that after an experience of almost eleven years in the treatment of the disease, while possibly not so sanguine, as to results, as in the earlier period of my experience, yet when the character of the affection together with the lessened power of resistance to adverse conditions induced by one attack, the hereditary instability operating in many cases and the unfavorable conditions to be contended against in the daily life of the average patient in the outside world are taken into account, I am constrained to believe that the results are extremely gratifying and sufficient to warrant our belief.

The constant acquisition to the population of Hospitals of this character, of cases essentially chronic, though necessarily classed as new admissions, also tends in great measure to militate against a favorable showing in the way of recoveries.

The recent outbreak of small pox in the city occasioned us considerable uneasiness but with precautionary measures instituted as soon as the disease was declared to be epidemic in one section of the city and enforced up to the present time, we have thus far fortunately escaped the infection.

On August 14th the cottage in the rear of the Hospital building was opened for the reception of new patients and since that date none have been admitted directly to the wards. The new admissions are vaccinated and given an antiseptic bath,

Superintendent's Report.

their clothing being also fumigated; after two weeks' residence in the cottage they are admitted to the wards of the Hospital. Visitors are refused admission to the building and attendants stationed at Kenyon station and near the front gate to prevent strangers from coming into contact with patients who enjoy the liberty of the grounds unattended. All clothing sent to patients and all mail matter received has been fumigated before being distributed. The attendants have been forbidden to visit the city or to hold intercourse with any one from the city. In addition attendants and patients uniformly have been vaccinated.

By the adoption of these measures it is confidently hoped that the risk of infection will be effectually avoided.

The Turkish bath is still employed in the treatment of our patients and with the effect of contributing very materially to the general healthfulness and sanitary condition of the household; also as an undoubted palliative and an essentially curative measure in no inconsiderable number of cases of acute disease.

The mat and basket industry has been maintained in the Hospital and much good has been found to accrue to the patients from this regular and systematic means of occupation for mind and body; I regard this method of treatment for a large proportion of the insane in public institutions, who are without resource in the way of diversion for the mind, as being the most rational and humane capable of being pursued. Many recovered patients cheerfully testify to the benefits derived by them from the system and readily attribute their recovery, in large part, to its instrumentality. It is only necessary to observe the difference in demeanor; the general restlessness and irritability prevalent on the halls when, for any reason, work in the shop is temporarily suspended, to be convinced of the potency of this plan.

Two looms for the manufacture of rugs have been in operation for a number of months and have proven a valuable acquisition to our resources for occupation and diversion. More re-

Superintendent's Report.

cently two knitting machines have been added to our facilities and encouraging progress is being made in operating them. The percentage of those employed a whole or part each day is 82 per cent.; a most satisfactory showing. Reference to the proper table will show the amount of work done in this department.

The Sun room continues to afford an exceedingly useful as well as beautiful resort for the more feeble class of patients who were formerly unable to enjoy a change from their halls during the cold and inclement season; it is in use for eight months out of twelve and is greatly appreciated by all of the household, particularly during the dark wearisome days of spring.

Our service of night nursing, together with the use of the sanitary mattresses introduced from time to time during the past four years, has contributed to the comfort of our inmates in an immeasurable degree by the better atmosphere on the halls and the constant attention received by them during the night.

The past summer the practice of taking patients out regularly in the evening after supper and allowing them full use of the lawns until dark, was inaugurated. During the heated term this privilege was most thoroughly appreciated and served most effectually to dispel the tendency to restlessness and irritability formerly prevalent on the wards in such weather and to greatly promote quietude and refreshing sleep.

The following improvements have been instituted during the past biennial period: The congregate dining hall, of which mention was made in my last biennial report as having been established a short time prior to the issuance of the same. This system has fulfilled all that was predicted for it in the way of benefit to this afflicted class as well as in the matter of increased economy of food. The change thrice daily from the wards and the meeting together socially to partake of their food has been most grateful to them and has had the effect of stimulating to good behavior a great many who, under former

Superintendent's Report.

conditions were most mischievous and turbulent. To a casual observer the hall during meal time would present the appearance of an ordinary hotel dining room, so quiet and orderly are its occupants. Increased capacity for about one hundred patients has been obtained by this change, the ward dining rooms having been converted into dormitories. I estimate that the room thus provided will, on a basis of the average increase for the past five years, render it unnecessary to make any provision for four years at least. I would simply state that this additional capacity was provided at a cost of about fifteen hundred dollars, a very trifling sum as compared with the expense of building a separate wing or a distinct institution at the ordinary rate of six hundred dollars per capita.

A wagonette with a seating capacity of twenty persons was purchased a year ago last summer and it has proven a most valuable acquisition to our means of promoting the healthfulness and enjoyment of our people. Frequent trips in the surrounding country have been made with pleasure and profit to many; thrice during the month the patients of the Catholic faith have been enabled to enjoy the services of their church at Elm Grove and at Holy Name church; when good sleighing prevailed the vehicle was mounted on runners and enjoyable rides through the country were frequently taken.

The past biennial period has witnessed the introduction on the wards of the electric door opening system devised by your superintendent. The work of equipping nine of the thirteen wards of the Hospital, which was authorized by your Honorable Board, was completed in the early part of July, 1893, and after a daily test from switches located in the attendants' rooms and a tri-weekly test from a switch board in the main hall of the administration building we feel assured of the thorough practicability and efficiency of the system. The patients are released daily by this means, on the ringing of the rising bell on each ward, operated from the same switch board, and to many of the more appreciative class the feeling of security engendered, in the event of fire or panic, is ample recompense

Superintendent's Report.

for the labor and expense incurred in the equipment. I would say that in the matter of life-saving appliances we have placed our Hospital far in advance of any institution, so far as I am informed, in this or any other country. With the conjoined operation of the automatic fire alarm system in use and the electric system of opening the doors, together with our ability to light the wards instantaneously from switches located in the attendants' rooms—which change has been recently instituted—I can conceive of nothing remaining to insure perfect immunity from loss of life in the event of emergency. We are much indebted to Mr. Herman Andrae, of Milwaukee, who superintended the work of construction, for the thorough interest evinced by him and for valuable suggestions and aid rendered in making the system a success as well as for the thorough and workman-like character of construction.

In this connection I would add that the outside fire escape doors have been changed to open outward on the landing which is more in conformity with the ordinance relating to public buildings in cities.

The Turkish bath rooms have been thoroughly renovated; the wooden flooring has been replaced by granitic and all wood work, where it would come into contact with moisture, removed and cement substituted; the floors all pitched to a drain outlet so that the rooms can be irrigated thoroughly by means of hose connected for this purpose, the fresh air flues have been changed, from their location in the floor, to the walls and covered with a netting, thus rendering it impossible to contaminate the fresh air supply as was formerly the case. Two bath tubs have been installed for the use of those who prefer this manner of bath and with our showers, sprays and plunge, the rooms are most complete in their appointments and beyond all in a state of sanitary perfection. The bathing of practically the entire household is done in the rooms and far more satisfactorily than in tubs on the wards as formerly; the danger in the case of refractory patients being reduced to a minimum and the objections on the part of patients to using the tubs

Superintendent's Report.

after others removed entirely. During the months of July and August the male patients engaged in farm work and unloading coal are allowed the use of the plunge bath or shower, as they prefer, every evening, and the women occupied in the laundry, ironing room or other laborious work are allowed the same privilege late in the afternoon. In this connection I would make mention of the introduction of our new water heater with automatic regulating device; this has proven a most valuable safeguard against scalding as well as against the discomfort and annoyance formerly experienced with our old defective boilers, incapable of being regulated with any degree of nicety.

During the past summer fans, propelled by steam, were placed in the ironing room over the tables, with the effect of reducing the temperature very materially and assisting the ventilation of the room which in the sultry July days is exceedingly trying to the sensibilities of our female patients engaged in their work. A screen around the flat iron heater and awnings—made by our own labor—on the windows with western exposure have added to the effect of rendering the room still more comfortable.

Sliding doors, shutting off the lower end of the hall, have been placed in the Hospital wards and have proven in every way advantageous, particularly enabling us to separate the noisy and turbulent, who of necessity must remain on this ward at times by reason of their physical condition from those who are in need of quiet and rest.

The Morgue has been removed from its location in the rear of the south wing, where it was in full view of the female patients and formed a decidedly unpleasant feature in that it furnished food for reflection of anything but a healthful nature. It is now located in the glen north of the building, in a most desirable position inasmuch as it is not obtruding itself on the vision of our morbidly sensitive people. The road lights to the barn, which followed the old road through the grove, have been placed along the new road constructed at the end of the north wing, thus effecting a considerable saving in dis-

Superintendent's Report.

tance and a consequent saving in energy required. Switches cutting off the lights in the wings have been placed in the engine room so that light can be supplied to the administration building, where it is needed earlier, by means of the small dynamo, instead of turning on lights generally as formerly and which required the use of both machines. In this connection would add that the work of re-wiring the electric light system, as recommended by your superintendent and readily confirmed and authorized by your Honorable Board, is now in progress and when done in accordance with the requirements of the expert engaged for the purpose will, I feel assured, render us secure from the danger so frequently experienced with the old style defective wiring, conforming as it will to all the rules laid down by the board of fire underwriters.

Seventy-five additional iron bedsteads of a tasty pattern will soon be placed in use and will enable us to continue the work of displacing a considerable number of the old bug-infected wooden bedsteads in use since the opening of the Hospital. During the coming year it is much to be desired that we can complete the work of refurnishing with the iron article and hair mattress. Mattresses to the number of 153 have been made by our patients in the mat shop and 108 made over as the necessity required during the past two years.

Under the direction of the steward, much valuable work in grading in the rear and at the south end of the building has been accomplished in addition to the work of farming and gardening. The results attained in our garden are particularly gratifying, considering the drought experienced the past summer; we have done more in the way of canning and pickling than any season heretofore; tomatoes and string beans together with cucumbers pickled and sauer kraut in sufficient quantity to furnish the patients during the entire winter and spring have been provided.

The abolition of the unsightly and prison-like screen room in the violent wards is an object I have long sought to accom-

Superintendent's Report.

plish and after considerable experimenting I have devised a plan which fulfils the end desired.

In three rooms the inside wire screens have been removed and plate glass of the heavier grade set in the window sash, firmly secured by narrow strips of galvanized iron screwed to the outside. A pair of ordinary shutter blinds on the outside enables us to darken the room to any degree and a sash bolt in the lower part of the window sash, operated by a detachable key prevents the patient from raising the window and thus suffering exposure to the cold or disabling or destroying the outside blinds. Incidentally I would add that many windows have been furnished with a bolt of the kind described in rooms occupied by patients who are inclined to keep their window open and thus contract severe colds during the night. The new or transformed screen room differs in no wise in appearance from the ordinary sleeping room and after a trial of three months it has been found to answer the purpose in every particular; resisting any force applied by hand or foot on the part of some of our most violent and destructive patients. I would add that the cost of equipping a room in the manner described is comparatively trifling as the panes are so small, viz., 6 inches by 19 inches, that we utilize scrap glass for this purpose. This plan is novel and original, so far as I am aware, and I feel sure that when its advantages are understood and a comparison in appearance made with the old cell-like room it will be generally adopted. It certainly tends to dispel the idea of imprisonment so natural to a distorted mind as well as to prevent injuries self inflicted by means of broken glass which are of such frequent occurrence in Hospitals of this kind.

A simple device has been placed on the windows in the wards uniformly by which the rattling of the sash during windy weather is absolutely prevented; this constitutes a source of very material comfort to this class of people who require every condition favoring repose. An interior telephone service, connecting the wards with the medical office as a central point is

Superintendent's Report.

about to be established and it will undoubtedly prove most advantageous in facilitating the smooth running of the Hospital as well as indispensable in the many emergencies arising from time to time in the management of this misguided and irresponsible class. It is proposed to install one phone on each flat of two wards with extension bell on the front ward to insure perfect service. The central office will be located in the small room opening off the assistant physician's office and will be provided with a system of drops indicating the point from which the message is sent and a plug system enabling communication to be set up between any two points in the building. The magneto phone such as has been in use between this building and the pumping station for a period of a year will be used and as the labor of wiring and connecting will be done by our engineer, the cost of this improvement is comparatively slight.

Under the head of improvements necessary during the coming year may be mentioned the following:

The entire basement floor is in such a condition as to demand renewal and this work cannot be longer deferred with a due regard for cleanliness and proper ventilation. As suggested in my last report the car tracks might be removed and granitic substituted, laying Milwaukee cement in the larger portion not used as a thoroughfare.

The floor in the bakery should be replaced with artificial stone to render it possible of being kept in a proper sanitary condition.

I have for some time been impressed with the necessity of providing something in the shape of lodges or pavillions in the grove which would furnish temporary shelter during the sudden showers incident to the summer season. Cheap and tasty structures of suitable dimensions, formed of posts with the bark on and the roof of slabs with bark not removed would answer the purpose perfectly and they could be constructed by our own labor and with very little expense for material.

The completion of the hennery adjacent to our barns is a

Superintendent's Report.

much desired improvement which I trust may be carried out the coming year; also the construction of lofts over this to be used for the storage of excess straw which at present has to be stacked in the field for lack of room.

With the increase of population during the past biennial period the present herd of cows is insufficient to provide an adequate amount of milk for our household; the herd should be gradually increased to thirty and to provide room for this increase I would recommend the erection of a modest and suitable stable adjacent to the Hospital building for the use of the driving horses, utilizing the space now occupied by them for the farm horses which are at present quartered with the cows in the basement of our barn. With our own labor and with stone collected from the farm and sand already at hand, the expense of this improvement would be extremely moderate.

Among our more remote needs may be mentioned the construction of detached pavilions with a capacity of fifty patients each, to be used as strictly Hospital wards; the wards set apart for this purpose at present are disproportionate in capacity and with the additional room provided in the manner previously described, they will sooner or later be absolutely inadequate for the purpose. I would recommend the erection of substantial and attractive pavilions at a moderate cost per capita in the rear of the Hospital and connected with the main building by underground corridors; these wards to be provided with all the facilities for the care of those suffering from purely physical ailments. These pavilions could be supplied with heat and light without any or at all events but slight addition to our present plant.

I would advise that at some time in the early future a cheap and tasty building, to be devoted to the use of the patients as a gymnasium and bowling alley, be erected in the grove, on the high bluff overlooking the river; such a building could be made to serve a variety of purposes, viz., as a resort for physical culture, as an assembly room in which to give our dancing parties during the summer season as well as for holding religious

Superintendent's Report.

services and providing altogether a pleasant and healthful resort for our people.

A home for attendants, located on the grounds adjacent to the Hospital building, is an improvement which it is hoped we can institute at some time in the future. I am convinced, from long personal association with the insane, that the benefits derived by the nurses and indirectly by the inmates would warrant a reasonable outlay for this purpose.

I cannot refrain from again touching upon the most pressing need of provision, on the part of the state, for the defective classes, including epileptics. Brief reference to this matter was made in my last biennial report with the hope that something material might be accomplished in this direction. The necessity and I may add the imperative duty of the state in this matter has been most forcibly impressed upon me by the recent commitment of a child of the tender age of ten years; the boy while technically insane is in my opinion a most unsuitable case for detention in a Hospital of this kind; however, owing to his infirmity, viz., a lack of moral sense and a consequent tendency to the commission of unlawful acts, a condition constituting an essential disease, no alternative remained to the examining physicians but to recommend his incarceration among the insane. The child is bright, at least superficially so, and sufficiently imitative—so characteristic of his class—to enable him to profit to a very considerable degree by training in an institution adapted to cases of this nature. It is most earnestly to be hoped that legislation looking to the establishment of a school, educational and custodial, will be effected at the coming session of our law makers.

Commenting on the financial showing for the past biennial period I would state that the weekly per capita cost of maintenance for the year 1893 was \$3.24; for that of 1894, \$3.16; making an average per capita cost of \$3.20 for the two years past.

The usual dances on Tuesday and Friday evenings, varied by an occasional phantom or donkey party and other enter-

Superintendent's Report.

tainments of an unique kind, together with the annual fourth of July picnic and Christmas tree festivities have been furnished the inmates and have contributed in a great measure toward relieving the monotony of their lives. The open door system in operation on two wards with extension of parole of the grounds enjoyed by patients to the number of seventy-five has had a correspondingly beneficial influence.

We are under renewed obligations to the Mission Band of Wauwatosa under the direction of Mr. D. G. Hawley, for their continued interest in our household. Since July last the weekly service was discontinued, owing to the quarantine established over the Hospital by reason of the presence of small pox in the city. A resumption of these services is anxiously looked forward to by our patients on the raising of the quarantine restrictions which it is hoped can be effected at an early day. In no less degree are we indebted to the clergymen of the Holy Name and Elm Grove parishes for their kindly and courteous reception of our patients at their services.

On behalf of the patients I desire to render grateful acknowledgment to the entire daily press of Milwaukee for copies of their issue gratuitously furnished.

Our sincere thanks are due Mr. C. P. Button, of Milwaukee, for the generous gift of a knitting machine for the use of the patients; likewise to Mr. Herman Gardner for a similar gift and for his kindly interest manifested in instructing our patients in the use of them.

Trustee B. B. Hopkins is entitled to our grateful acknowledgments for his kindly efforts in securing the admission of the patients to the last annual exhibit at State Fair grounds. This privilege was most thoroughly enjoyed by a large number of our people, ten bus loads availing themselves of the pleasure.

Trustee S. H. Seamans very thoughtfully contributed much interesting matter in the shape of magazines and periodicals for the use of the patients; likewise Mr. E. R. Paine, of Milwaukee. Mr. Anthony Dahlman, of Milwaukee, very kindly re-

Superintendent's Report.

membered our patients on fourth of July in the gift of cigars for general distribution among them.

We have been favored by visits, periodically, of the ladies of the flower mission and their presence and the reading matter and eatables furnished by them has had its usual cheering effect on the minds of the patients.

Doctors Fisk and Mackie, whose services have been called into requisition during the past biennial period, are entitled to our sincere thanks for valuable counsel and aid furnished. I would also make grateful acknowledgment to the remaining members of the consulting staff who are ever ready to render service when required.

Among the changes in our official staff may be mentioned the withdrawal of our faithful and highly efficient first assistant, Dr. Meisburger; the doctor resigned to enter upon the private practice of his profession and he carries with him the best wishes of the entire household for his future happiness and success. The vacancy was filled by the promotion of Dr. W. F. Beutler who has discharged the duties of the position in a most conscientious and painstaking manner. Dr. F. P. Carter, of Keokuk, Iowa, was chosen to fill the position of second assistant and he has shown himself to be earnest and zealous in the discharge of the duties assigned to him.

I desire to thank the officers, attendants and employes for their fidelity to the trusts imposed on them and their ready and cheerful support almost uniformly accorded me.

My sincere and heartfelt thanks are due your Honorable Board for wise counsel, uniform courtesy and ready support accorded me in the discharge of my official duties.

Respectfully submitted,

M. J. WHITE, M. D.,

Medical Superintendent.

Itemized Statement of Cost.

ITEMIZED STATEMENT OF COST

Of all articles purchased for Milwaukee Hospital for Insane during the fiscal year ending September 30, 1893.

Articles.	Quantity.	Average price.	Amount.
Alcohol	9 gals.	\$2 41	\$21 68
Axes	$\frac{1}{2}$ doz.	10 00	5 00
Apples, green	25 bbls.	3 25	81 25
Apples, dried	3,764 lbs.	07 $\frac{2}{10}$	274 08
Asparagus	51 $\frac{1}{2}$ doz.	65	3 85
Apron check	169 $\frac{1}{2}$ yds	09 $\frac{2}{30}$	16 87
Billiard table covering			12 50
Billiard cues	6	41 $\frac{3}{8}$	2 50
Brushes, paint	1 $\frac{1}{2}$ doz.	6 08 $\frac{3}{8}$	6 59
Bolts	11 $\frac{1}{2}$ doz.	13 $\frac{1}{2}$	1 56
Brackets	13 pair	33	4 30
Butts	2 $\frac{1}{2}$ doz.	1 10	2 29
Blank books	63	66	41 60
Beer	2 cases	2 00	4 00
Beer	1 keg		1 00
Bandages	10 yds.	5	50
Boiler repairing			80 79
Boiler insurance			30 00
Belt rivets and burrs	5 $\frac{1}{2}$ lbs.	24 $\frac{1}{2}$	1 35
Belt lacing	300 feet	01 $\frac{2}{11}$	3 55
Belting	28 feet	22 $\frac{1}{2}$	6 30
Baskets	2	75	1 50
Barn repairs			32 13
Burlaps	30 yds.	06	1 80
Binding twine	70 lbs.	09	6 30
Blankets	12 $\frac{1}{2}$	1 58 $\frac{3}{8}$	202 62
Bed covers, waterproof	54	1 47 $\frac{2}{5}$	79 50
Batts, cotton	52	14 $\frac{7}{8}$	7 74
Bed spread	1		3 22
Brooms	44 doz.	2 31 $\frac{1}{2}$	101 80
Brushes, hair	3 doz.	5 33 $\frac{3}{8}$	16 00
Brushes, tooth	$\frac{7}{2}$ doz.	1 55	90
Brushes, shaving	1 doz.		3 20
Brushes, counter	2 $\frac{1}{2}$ doz.	4 00	10 00
Brushes, scrub	17 $\frac{1}{2}$ doz.	1 80	31 20
Brushes, shoe	2 $\frac{1}{2}$ doz.	2 50	6 25
Bluing	6 pkgs.	05	30
Bananas	5 bunches	1 45	7 25
Blueberries	30 baskets	87	26 10
Blueberries	11 cases	1 43 $\frac{1}{8}$	15 75
Blackberries	8 cases	1 48	11 85
Baking powder	175 lbs.	39 $\frac{1}{2}$	68 62
Butter, creamery	1,946 lbs.	26 $\frac{6}{11}$	516 41
Butter, dairy	11,440 lbs.	16 $\frac{1}{2}$	1,858 40
Beef	75,202 lbs.	06 $\frac{7}{8}$	4,722 34
Beef tongues	130	31 $\frac{1}{5}$	40 45
Beef, dried	30 lbs.	10 $\frac{1}{2}$	3 15

Itemized Statement of Cost.

Articles.	Quantity.	Average price.	Amount.
Beans, navy	87 $\frac{23}{100}$ bush.	\$2 14 $\frac{1}{2}$	\$187 37
Beans, canned	10 doz.	1 33	13 30
Beans, wax	1 box		2 75
Bread	24 loaves	05	1 20
Bacon	1,351 lbs.	13 $\frac{5}{7}$	187 03
Buttons	39 gross	38	14 85
Boots, men's	30 pairs	1 87 $\frac{1}{2}$	56 25
Boots, women's rubber	2 pairs	1 20	2 40
Braid	13 doz.	61 $\frac{1}{2}$	7 99
Christmas tree	1		3 00
Christmas tree ornaments			5 05
Cement	13 bbls.	3 02	39 25
Crayons	$\frac{1}{2}$ doz.	75	38
Cut of building	1		10 00
Corks	3 $\frac{5}{8}$ gross	33 $\frac{1}{2}$	1 28
Coal, soft	3,386 $\frac{335}{1000}$ tons	3 09 $\frac{3}{4}$	10,489 32
Coal, hard	98 $\frac{112}{1000}$ tons	6 29 $\frac{1}{2}$	617 09
Cows	4	39 25	157 00
Cows, dehorning			5 00
Chain	15 feet	20	3 00
Chamois skins	2	50	1 00
Carpeting			146 01
Crockery			237 64
Clocks, repairing			1 50
Combs	13 doz.	1 70	22 08
Chambers	18 doz.	6 16 $\frac{3}{4}$	111 00
Cots	18	2 80	50 40
Chairs	12 $\frac{1}{4}$ doz.	9 35	114 50
Card tables	2	3 88	7 75
Couch	1		15 00
Curtain scrim	670 yds.	12 $\frac{1}{2}$	82 53
Curtain rollers	1 gross		25 63
Curtains and fixtures			108 18
Caustic soda	1,402 lbs.	04 $\frac{1}{2}$	58 38
Candles	40 lbs.	09 $\frac{1}{4}$	3 90
Car fares			32 96
Cigars	50	05	2 50
Cranberries	2 bu.	2 87 $\frac{1}{2}$	5 75
Cheese	324 $\frac{1}{2}$ lbs.	11 $\frac{1}{4}$	36 06
Crackers	441 lbs.	07 $\frac{1}{4}$	31 87
Cakes and ginger snaps	180 lbs.	10 $\frac{1}{4}$	18 39
Cakes	13 doz.	10	1 30
Coffee, Java	730 lbs.	39 $\frac{5}{8}$	290 45
Coffee, ground Rio	3,337 lbs.	18 $\frac{7}{10}$	615 94
Cornmeal	4,147 lbs.	02 $\frac{1}{10}$	83 93
Citron	11 lbs.	18 $\frac{1}{2}$	2 03
Cider	$\frac{1}{2}$ bbl.	6 00	3 00
Currants	351 lbs.	04 $\frac{1}{2}$	15 80
Cauliflower	3 heads	25	75
Cucumbers	20 $\frac{1}{2}$ doz.	52 $\frac{1}{2}$	10 60
Cucumbers	1 bas.		1 50

Itemized Statement of Cost.

Articles.	Quantity.	Average price.	Amount.
Celery.....	9 doz.	\$0 20	\$1 80
Chocolate.....	24 lbs.	29 $\frac{1}{2}$	7 08
Corn, canned.....	18 doz.	1 45	26 10
Corn, popped.....	132 lbs.	03 $\frac{1}{4}$	4 98
Cornstarch.....	200 lbs.	06 $\frac{1}{8}$	12 60
Candy.....	150 lbs.	06 $\frac{1}{4}$	10 13
Cracked wheat.....	100 lbs.	03 $\frac{1}{4}$	3 25
Chickens.....	1,126 lbs.	14 $\frac{3}{8}$	165 25
Cheviot.....	534 $\frac{1}{4}$ yds.	10 $\frac{3}{8}$	55 62
Cambric.....	45 yds.	08 $\frac{1}{2}$	3 81
Corset.....	1	1 25
Corset steels.....	2	10	20
Collars.....	4 C.	90 $\frac{1}{4}$	3 61
Coats.....	9	4 50	40 50
Coir yarn.....	300 lbs.	06	18 00
Carpet-scrap.....	300 lbs.	07	21 00
Carpet-loom and fixtures.....	1	50 00
Drain pipe.....	133 pcs.	21 $\frac{1}{2}$	28 57
Door springs.....	4	66 $\frac{1}{8}$	2 65
Door hangers.....	1 set	5 00
Door hangers.....	2	37 $\frac{1}{2}$	75
Doors.....	10	8 59 $\frac{1}{2}$	85 95
Drugs and medicines.....	430 20
Dusters.....	1 $\frac{1}{2}$ doz.	5 86	6 35
Doylies.....	1 doz.	1 08
Ducks.....	9 lbs.	25	2 25
Denim.....	345 yds.	11 $\frac{1}{4}$	40 45
Duck.....	10 yds.	16	1 60
Electric bells.....	7	2 93	20 50
Electric bells, repairing.....	32 00
Elevator, repairing.....	18 12
Escutcheon plates.....	25 doz.	1 30	32 50
Envelopes.....	6 M	1 25	7 50
Engine, repairing.....	44 01
Ensilage, cutting and filling.....	6 days	5 00	30 00
Electric light supplies.....	91 69
Electric engine, repairing.....	4 00
Express charges.....	51 60
Extracts, vanilla.....	2 gals.	9 75	19 50
Extracts, lemon.....	2 $\frac{1}{2}$ gals.	4 22	9 50
Eggs.....	3,840 doz.	18 $\frac{1}{8}$	719 33
Elastic.....	1 piece	50
Fly sheets.....	6	1 44	8 60
Fly nets, repairing.....	1 50
Farm machinery and tools, re- pairing.....	19 95
Forks.....	$\frac{1}{2}$ doz.	6 00	3 00
Fern bowls.....	2 doz.	84	1 68
Floor rubbers.....	6	1 50	9 00
Furniture tips.....	2 gross	7 95	15 90

Itemized Statement of Cost.

Articles.	Quantity.	Average price.	Amount.
Furniture, repairing.....			\$27 71
Fork, kitchen.....	1		85
Fish, fresh.....	3,870 lbs.	\$0 07 $\frac{1}{2}$ $\frac{3}{8}$	290 80
Fish, cod.....	2,550 lbs.	06 $\frac{1}{4}$	159 45
Fish, salt white.....	25 hlf. bbls.	6 25	162 50
Flour, patent.....	61 $\frac{1}{2}$ bbls.	4 06 $\frac{1}{2}$	250 00
Flour, spring wheat.....	498 bbls.	3 44 $\frac{5}{8}$	1,716 33
Flour, graham.....	7 bbls.	3 76 $\frac{1}{2}$	26 35
Flour, rye.....	2 $\frac{1}{2}$ bbls.	3 20	8 00
Flour, buckwheat.....	1 bbl.		5 50
Figs.....	12 $\frac{1}{2}$ lbs.	17	2 14
Flannel, cotton unbleached.....	1,171 yds.	09 $\frac{1}{9}$	106 61
Fans, palm leaf.....	$\frac{1}{4}$ c.	1 44	36
Glue.....	10 lbs.	19	1 90
Glue, liquid.....	1 bottle		40
Graduates.....	1		20
Ground feed.....	57 $\frac{9}{10}$ $\frac{1}{10}$ tons	13 41	777 05
Glassware.....			27 43
Grapes.....	47 baskets	26 $\frac{1}{8}$	12 30
Gelatine.....	11 doz.	1 58 $\frac{1}{2}$	17 40
Geese.....	56 lbs.	12 $\frac{1}{2}$	7 00
Gingham.....	584 $\frac{1}{2}$ yds.	09 $\frac{1}{2}$ $\frac{3}{8}$	56 38
Gloves, ladies'.....	1 pr.		1 50
Hooks and staples.....	19 $\frac{1}{2}$ doz.	15 $\frac{1}{2}$	2 98
Hinges.....	23 prs.	89 $\frac{1}{8}$	20 55
Hose pipe.....	210 ft.	19 $\frac{1}{8}$	41 24
Hose couplings.....	2 $\frac{1}{2}$ prs.	22	55
Harness punches.....	2	1 75	3 50
Hoes.....	3 doz.	3 50	10 50
Hay.....	23 $\frac{8}{10}$ $\frac{1}{10}$ tons	7 55	214 50
Hay.....	1 lot		35 00
Horse shoeing.....			164 75
Horses.....	3	150 00	450 00
Horses, medical services.....			13 00
Horse medicine.....			5 90
Harnesses.....	1 pr.		48 72
Harness, repairing.....			96 20
Harness oil.....	4 gals.	99	3 95
Holland.....	390 yds.	08 $\frac{1}{2}$	32 04
Hardware.....			22 94
Hair clipper.....	1		4 00
Ham.....	1,860 lbs.	13 $\frac{3}{8}$	252 79
Hominy.....	1 bbl.		3 75
Hair pins.....	5 pkgs.	16 $\frac{1}{2}$	81
Hooks and eyes.....	3 gross	46	1 37
Hoop.....	1		13
Hoods, ladies'.....	$\frac{5}{8}$ doz.	7 56	6 30
Hats, ladies'.....	10 doz.	2 10	21 00
Hats, felt.....	30	50	15 00
Handkerchiefs.....	1 $\frac{1}{2}$ doz.	69	1 03

Itemized Statement of Cost.

Articles.	Quantity.	Average price.	Amount.
Hose, ladies'	21 $\frac{1}{2}$ doz.	\$1 34	\$28 27
Hand palms	3	35	1 05
Iron	236 lbs.	02 $\frac{3}{8}$	5 61
Ink	16 $\frac{1}{2}$ quarts	65 $\frac{1}{4}$	10 85
Ink stands	2	1 75	3 50
Jumpers	1 doz.	7 50
Jackets	13	1 25	16 25
Keys	142	24 $\frac{3}{8}$	34 60
Kettles	6	1 38	8 25
Kitchen utensils, miscellaneous	22 45
Knives	2 $\frac{1}{2}$ doz.	2 46	6 15
Knives, carving	2 pr	3 12 $\frac{1}{2}$	6 25
Kerosene	115 gals.	10 $\frac{3}{8}$	11 85
Knitting cotton	26 $\frac{1}{2}$ lbs.	36 $\frac{3}{8}$	9 74
Linseed oil	50 $\frac{7}{8}$ gals.	52 $\frac{1}{10}$	26 29
Lumber	13,363 ft.	435 50
Lime	23 bbls.	75	17 25
Locks	37 doz.	4 51 $\frac{1}{4}$	166 96
Locks, repairing	38 85
Lead pencils	1 $\frac{1}{2}$ gross	4 70	5 10
Library	115 vols.	49 $\frac{1}{2}$	56 90
Letter files	8	50	4 00
Lubricating oils	265 $\frac{1}{2}$ gals.	29 $\frac{3}{8}$ $\frac{9}{10}$	78 20
Lap robes	3	7 12	21 35
Lawn sprinkler	1	2 75
Laundry baskets	1 $\frac{1}{2}$ doz.	7 95	13 90
Laundry stoves, repairing	8 25
Lantern globes	3 doz.	1 05	3 15
Lamps, electric	256	47 $\frac{3}{8}$	120 62
Lanterns	2	55	1 10
Lantern burners	1 doz.	1 50
Lamp wicks	2 doz.	05	10
Lemons	13 boxes	4 88 $\frac{1}{2}$	63 50
Lemons	1 $\frac{1}{2}$ doz.	33	38
Lard	4,143 lbs.	11 $\frac{4}{17}$	465 29
Lamb	899 lbs.	12 $\frac{3}{8}$	111 67
Lambs, spring	12	3 75	45 00
Lawn	31 yds.	16 $\frac{3}{8}$	5 20
Music and entertainments	88 85
Masks	5 doz.	37	1 85
Moulding	650 ft.	01 $\frac{2}{10}$ $\frac{7}{10}$	8 25
Mucilage	4 qts.	74	2 95
Mucilage	1 bot.	15
Magazines and periodicals	45 50
Medicine glasses	1 $\frac{1}{2}$ doz.	40	60
Medicine cups	1 gross.	3 50
Mattock handles	$\frac{1}{2}$ doz.	1 60	80
Mosquito netting	3 pieces.	38 $\frac{3}{8}$	1 15

Itemized Statement of Cost.

Articles.	Quantity.	Average price.	Amount.
Mats, rubber nosing..	2	\$1 25	\$2 50
Mops	6 $\frac{7}{12}$ doz.	88	5 80
Marking ink.	2 lbs.	10 50	21 00
Marking pens.	7	20 $\frac{5}{8}$	1 45
Mirrors.	1 doz.	7 20	7 20
Matches.	7 $\frac{1}{12}$ gro.	1 10	7 80
Meals.			30
Macaroni.	86 lbs.	10 $\frac{1}{8}$	8 89
Melons	58	16	9 25
Melons	22 crates.	99 $\frac{1}{11}$	20 90
Melons	1 bbl.		1 20
Mutton.	20,422 lbs.	05 $\frac{1}{10}$	1,041 02
Molasses	10 gals.	35	3 50
Muslin, brown.	880 $\frac{1}{2}$ yds.	06 $\frac{1}{8}$	54 27
Mittens, ladies'	1 $\frac{1}{2}$ doz.	2 33	3 57
Mittens, men's.	7 doz.	4 50	31 50
Nails	6 kegs.	2 20	13 20
Nails	47 lbs.	05 $\frac{1}{8}$	2 76
Nails, brass head	3 $\frac{1}{2}$ doz.	21 $\frac{1}{2}$	75
Needles.			6 18
Napkins.	2 doz.	1 00	2 00
Nuts	87 lbs.	16	8 00
Oats.	961 bus.	38	364 93
Oil cloth.	17 $\frac{5}{12}$ yds.	45	7 84
Oil cloth.	5 pcs.	1 69	8 45
Omnibus hire	1 day.		3 00
Onions	1 bbl.		3 50
Oat meal.	160 lbs.	04 $\frac{1}{2}$	7 63
Oat meal	21 bbls.	4 80	100 80
Oranges	5 $\frac{1}{2}$ doz.	36 $\frac{1}{8}$	1 88
Oranges.	14 bxs.	3 11	43 50
Oysters.	81 $\frac{1}{2}$ gals.	1 74	141 68
Oysters.	55 cans.	42	22 96
Olives.	2 bots.	1 00	2 00
Olive oil.	5 gals.	2 75	13 75
Olive oil.	1 bot.		50
Overalls.	3 doz.	7 50	22 50
Overcoats.	25	6 56	162 50
Overshoes	14 prs.	1 00	14 00
Playing cards.	7 doz.	50	3 50
Pulleys	1 doz.		32
Planks, oak	2	1 50	3 00
Posts, cedar	6	35	2 10
Pipes and fittings.			429 27
Packing	48 lbs.	53	25 44
Paints.			74 80
Putty	108 lbs	02	2 18
Paper fasteners.	3 bxs.	17 $\frac{1}{8}$	52
Pocket stamps.	1		35
Postoffice box.	1		25

Itemized Statement of Cost.

Articles.	Quantity.	Average price.	Amount.
Pens	5 gro.	\$0 85	\$4 25
Printing.....			149 40
Penholders.....	2 doz.	40	80
Paper, note.....	4 reams.	1 31 $\frac{1}{2}$	5 25
Paper, blotting	24 sheets.	09 $\frac{7}{12}$	2 30
Paper, pads.....	24 pkges.	27	6 48
Paper, drawing.....	10 lbs.	10	1 00
Pumps, repairing.....			4 20
Plants.....			33 00
Paint, waterproof.....	1 gal.		1 75
Pillows.....	3	2 28	6 84
Pins.....	15 pkges.	23	3 43
Paper, toilet.....	9 cases.	5 39	48 50
Paper, shelf.....	5 gross.	15	75
Paper, pattern.....	30 lbs.	08	2 40
Paper, fly.....	1 case		3 75
Paper, fly.....	6 sheets	04 $\frac{1}{2}$	25
Paper, tissue.....	17 rolls	11 $\frac{1}{2}$	1 93
Postage			85 30
Photographic supplies.....			22
Patients' expenses.....			48 44
Pipes.....	5 boxes	1 60	8 00
Pine apples.....	2 crates	8 12 $\frac{1}{2}$	16 25
Pork, salt.....	7 bbls.	19 96	139 75
Pork, salt.....	315 lbs.	11 $\frac{3}{8}$	35 88
Potatoes.....	1,055 bush.	69 $\frac{5}{30}$	729 51
Potatoes.....	6 bbls.	2 50	15 00
Potatoes, sweet.....	3 bbls.	3 83 $\frac{1}{2}$	11 50
Peaches.....	149 baskets	42 $\frac{3}{8}$	63 40
Peaches.....	4 bush.	2 37 $\frac{1}{2}$	9 50
Peaches, dried.....	25 lbs.	13	3 25
Pears.....	1 bbl		6 00
Pears, dried.....	25 lbs.	13	3 25
Prunes.....	4,997 lbs.	07 $\frac{3}{4}$	387 31
Plums.....	4 baskets	1 00	4 00
Pickles.....	1 bbl.		6 50
Pickles, mixed.....	1 bottle		25
Prints.....	1,131 yds.	07 $\frac{3}{8}$	85 85
Pants, ladies'.....	2 pairs	50	1 00
Pants.....	33 pairs	2 86 $\frac{1}{2}$	94 50
Quilts.....	98	98 $\frac{1}{2}$	96 24
Quilting yarn.....	1 lb.		20
Quinces.....	1 bbl.		6 00
Register.....	1		1 70
Ranges, repairing.....			66 05
Repairs, miscellaneous.....			457 72
Rubber bands.....	1 lb.		85
Rope.....	39 $\frac{1}{2}$ lbs.	14	5 48
Rakes.....	1 doz.		2 75
Rockers.....	1 $\frac{1}{2}$ doz.	24 50	36 65

Itemized Statement of Cost.

Articles.	Quantity.	Average price.	Amount.
Refrigerator.....	1	\$15 20
Rugs.....	3	\$1 92	5 75
Razor strops.....	$\frac{1}{2}$ doz.	10 50	5 25
Razor blade.....	1	1 00
Razors.....	$\frac{1}{2}$ doz.	15 00	3 75
Raspberries.....	14 cases	1 66 $\frac{1}{2}$	23 30
Rice.....	1,261 lbs.	04 $\frac{3}{8}$	55 02
Raisins.....	403 lbs.	07 $\frac{3}{10}$	31 84
Raisins, layers.....	6 boxes	2 10	12 60
Radish.....	6 bunches	05	30
Strings, bass.....	4	81 $\frac{1}{2}$	3 25
Sand, white.....	50 lbs.	01	50
Swings.....	2	16 20	32 40
Stucco.....	4 bbls.	2 16	8 65
Sash.....	13	2 29 $\frac{1}{8}$	29 79
Screws.....	28 $\frac{1}{8}$ gross	42 $\frac{5}{8}$	12 02
Sand paper.....	10 $\frac{1}{2}$ quires	18 $\frac{1}{2}$	1 95
Spindel.....	1	05
Surgical instruments.....	10 60
Sprinkler.....	1	1 50
Soda ash.....	1,582 lbs.	02 $\frac{3}{10}$	36 43
Saws.....	2	75	1 50
Scoops.....	1 $\frac{1}{2}$ doz.	8 67	13 00
Shovels.....	1 doz.	8 00
Spades.....	$\frac{1}{2}$ doz.	16 00	8 00
Sod cutter.....	1	60
Scythes.....	$\frac{1}{2}$ doz.	7 50	3 75
Scythe stones.....	$\frac{1}{2}$ doz.	60	30
Sponges.....	2 $\frac{5}{16}$ lbs.	2 18	5 04
Stove.....	1	9 20
Stabling horses.....	24 25
Shavings.....	36 bund.	30	10 80
Seeds.....	224 74
Sleighs, repairing.....	11 35
Sheeting, bleached.....	940 yds.	12 $\frac{7}{10}$	116 06
Sheeting, brown.....	701 yds.	13 $\frac{1}{2}$	93 36
Stamping.....	90
Steam carving table.....	1	50 00
Settees.....	2	8 40	16 80
Shading.....	84 yds.	15	12 60
Shades.....	7	59	4 12
Sulphur.....	580 lbs.	02 $\frac{3}{10}$	13 29
Sanitas fluid.....	11 gals.	1 80	19 75
Scouring brick.....	4 doz.	75	3 00
Scales.....	1	2 25
Spittoons.....	3 doz.	5 40	16 20
Sieves.....	2	20	40
Spoons.....	1 set	3 00
Sewing machine, repairing.....	2 02
Sand soap.....	12 boxes	2 35	28 20
Shears.....	11 $\frac{1}{2}$ doz.	7 15	13 70
Shoe blacking.....	3 doz.	50	1 50

Itemized Statement of Cost.

Articles.	Quantity.	Average price.	Amount.
Splashers.....	$\frac{1}{2}$ doz.	\$5 25	\$0 87
Soap, toilet.....	5 boxes	4 03	20 12
Soap, toilet.....	22 $\frac{1}{2}$ lbs.	15	3 34
Soap, barbers'.....	10 lbs.	30	3 00
Soap, ivory.....	11 boxes	6 75	74 25
Stamped linen.....	4 $\frac{1}{2}$ doz.	70	3 44
Shoe buckles and straps.....	1 $\frac{1}{2}$ doz.	9 00	13 50
Starch.....	566 lbs.	03 $\frac{3}{4}$	22 46
Soap.....	6,362 lbs.	04 $\frac{1}{2}$	257 63
Salsoda.....	5,779 lbs.	01 $\frac{1}{2}$	72 45
Signal oil.....	40 gals	77 $\frac{1}{2}$	31 00
Spectacles.....	3 doz.	95	2 85
Strawberries.....	50 cases	1 56 $\frac{1}{2}$	78 06
Sausage meat.....	186 lbs.	13 $\frac{1}{4}$	24 64
Syrup.....	755 gals.	19 $\frac{1}{2}$	147 40
Syrup, maple.....	41 gals.	1 10	45 08
Sugar, granulated.....	13,249 lbs.	05 $\frac{3}{10}$	702 30
Sugar, C.....	5,098 lbs.	04	224 76
Sugar, powdered.....	690 lbs.	05	39 17
Sugar, cut-loaf.....	540 lbs.	05 $\frac{1}{2}$	31 26
Spices.....			24 56
Sago.....	25 lbs.	05 $\frac{1}{2}$	1 38
Salt.....	22 bbls	96 $\frac{1}{2}$	21 20
Salt.....	4 sacks	2 57 $\frac{1}{2}$	10 30
Salt peter.....	9 lbs.	12	1 08
Squash, canned.....	2 doz.	1 25	2 50
Saleratus.....	60 lbs.	05 $\frac{1}{2}$	3 30
Sauce.....	4 $\frac{1}{2}$ doz.	3 95	16 10
Satin.....	10 $\frac{1}{2}$ yds.	14 $\frac{3}{4}$	1 50
Stamping.....			2 00
Shoe laces.....	6 grs.	37 $\frac{1}{2}$	2 24
Selisia.....	10 yds.	17 $\frac{1}{10}$	1 71
Socks.....	12 $\frac{1}{2}$ doz.	98	12 26
Shirts.....	4 $\frac{3}{4}$ doz.		24 70
Shirt pattern.....	1		25
Sail needles.....	1 paper		40
Suspenders.....	5 $\frac{1}{2}$ doz.	1 76	8 92
Suits.....	43	6 72 $\frac{1}{10}$	289 00
Slippers, ladies'.....	4 pairs	59	2 35
Slippers, men's.....	69 pairs	99	68 30
Shoes, men's.....	38 pairs	1 29	49 05
Shoes, woman's.....	67 pairs	1 33 $\frac{1}{2}$	89 45
Shoes, repairing.....			29 40
Soles.....	6 pairs	20	1 20
Salaries and wages.....			23,542 67
Transom lifts.....	6	61	3 65
Track, iron.....	23 ft.	15	3 30
Turpentine.....	75 gal.	42 $\frac{3}{4}$	31 79
Tags.....	5 doz.	10	50
Typewriter copy ribbon.....	1		1 00
Typewriter, repairing.....			6 45

Itemized Statement of Cost.

Articles.	Quantity.	Average price.	Amount.
Tools, miscellaneous			\$58 87
Threshing	858 bu.	\$ 02	17 16
Ticking	162 yds.	12 $\frac{1}{4}$	19 80
Tinware			69 15
Thermometers	1 $\frac{1}{2}$ doz.	1 50	2 25
Thimbles	3 $\frac{1}{2}$ gross	59	2 06
Traps	1 $\frac{1}{2}$ doz.	2 07	2 25
Toweling	923 yds.	08 $\frac{5}{8}$	78 81
Towels	7 $\frac{1}{2}$ doz.	2 16	16 15
Twines	61 $\frac{1}{2}$ lbs.	37	22 92
Table covers	6 $\frac{1}{2}$ doz.	2 12	13 43
Table linen	110 yds.	29 $\frac{1}{4}$	32 06
Tray cloths	11 $\frac{1}{2}$ doz.	3 90	3 57
Table cloths	3	6 45	19 35
Tobacco, plug	619 $\frac{1}{2}$ lbs.		150 88
Tobacco, smoking	800 lbs.		112 00
Toll gate charges			3 65
Telegraphing			4 17
Telephone exchange			150 00
Traveling expenses			12 30
Transportation and freight			77 72
Turkeys	1,563 lbs.	15 $\frac{1}{2}$	237 44
Tapioca	67 $\frac{1}{2}$ lbs.	05 $\frac{1}{2}$	3 72
Tea, Japan	1,890 lbs.	15 $\frac{7}{8}$	298 08
Tea, black	111 $\frac{1}{2}$ lbs.	60 $\frac{1}{4}$	67 48
Tomatoes, canned	20 doz.	1 28 $\frac{1}{2}$	25 70
Tomatoes	6 crates	1 19	7 13
Ties	5	50	2 50
Thread	100 $\frac{7}{8}$ doz.	44 $\frac{3}{8}$	44 69
Vehicles, painting and repairing			297 90
Veal	7,806 lbs.	07 $\frac{21}{43}$	584 56
Veal, calves' livers	52	25	13 00
Veal, calves' plucks	51	15	7 65
Vinegar	286 gals	10 $\frac{9}{17}$	30 13
Vests, ladies'	6	31 $\frac{3}{8}$	1 90
Vest	1		2 50
Window fasts	1 $\frac{3}{8}$ gross	4 00	6 67
White lead	2,387 lbs.	06 $\frac{7}{8}$	164 25
Wire guards	6	3 59 $\frac{1}{2}$	21 57
Wire screen	400 $\frac{1}{2}$ ft.	02	8 01
Window screens	2	32 $\frac{1}{2}$	65
Wall paper and hanging			13 80
Whitening	390 lbs.		11 20
Window lights	3 boxes	2 46	7 38
Window lights	246	10 $\frac{1}{3}$	25 46
Wines	4 gals.	1 99	7 95
Watering pot	1		1 00
Whips	2	1 00	2 00
Wheelbarrows	3	2 67	8 00
Whisks	3 doz.	1 33 $\frac{1}{3}$	4 00
Wash rags	1 doz.		33

Itemized Statement of Cost.

Articles.	Quantity.	Average price.	Amount.
Wax, paraffine.....	268 $\frac{1}{4}$ lbs.	\$31 63
Wax, bees.....	6 lbs.	\$0 50	3 00
Wooden ware.....	23 90
Washing machines, repairing...	1 80
Washboards.....	$\frac{1}{2}$ doz.	2 10	1 05
Warp.....	15 00
Yeast.....	206 lbs.	16 $\frac{1}{2}$	33 05
Yarn.....	28 $\frac{3}{4}$ lbs.	53 $\frac{1}{2}$	15 41
Total.....	\$67,017 81

Itemized Statement of Cost.

ITEMIZED STATEMENT OF COST.

Of all articles purchased for Milwaukee Hospital for Insane during the fiscal year ending September 30, 1894.

Articles.	Quantity.	Average price.	Amount.
Adamant.....	2½ bbls.	\$1 60	\$4 00
Alcohol.....	11 gals.	2 33½	25 66
Axes, handled.....	4	87½	3 50
Awnings.....	19	3 23	61 33
Apples, dried.....	3,547 lbs.	09½	322 66
Apples, green.....	15 bbls.	4 00	60 00
Apples, green.....	12 bush.	89	10 63
Apples, canned.....	3 gals.	29½	88
Asparagus.....	4½ doz.	60½	2 92
Asparagus.....	1 box	90
Allspice.....	10 lbs.	09½	95
Apron check.....	113 yds.	17½	19 70
Billiard cue tips.....	3 boxes	1 17	3 50
Billiard chalk.....	1 grose	50
Brushes, paint.....	3 doz.	8 02	30 73
Brick, fire.....	½ M	38 00	19 00
Brick, common.....	1,350	9 00M	12 15
Bolts.....	16½ doz.	15½	2 54
Butts.....	50 pairs	09½	4 85
Blank books.....	29	75½	21 88
Brandy.....	1 gal.	3 00
Bandages.....	102 yds.	04	4 07
Bandages, plaster paris.....	4	20	80
Boilers, repairing.....	639 81
Boilers, insurance.....	20 00
Boiler lamps.....	2	50	1 00
Babbit metal.....	12½ lbs.	30	3 83
Belting.....	101 feet	61½	61 67
Belt rivets and burrs.....	1½ lbs.	35	53
Belt lacing.....	300 feet	01¼	3 80
Baskets.....	2	25	50
Bed spreads.....	66	98½	65 10
Blankets.....	50	1 62½	81 26
Batts, cotton.....	2 cases	5 35	10 70
Batts, cotton.....	1 doz	2 00
Bed covers, water-proof.....	6	1 36½	35 50
Brooms.....	50 doz	1 70½	85 20
Brushes, scrub.....	16 doz.	1 70½	27 30
Brushes, counter.....	9 doz.	3 19½	28 75
Brushes, tooth.....	4 doz.	87½	3 50
Brushes, shaving.....	2 doz.	2 00	4 00
Brushes, hair.....	1 doz.	4 50
Brushes, window.....	1	60
Bell, hand.....	1	65

Itemized Statement of Cost.

Articles.	Quantity.	Average price.	Amount.
Bunting.....	71½ yds.	\$.03½	\$2 68
Bread cutter.....	1	2 50
Barrels.....	41	68½	27 95
Beds, iron.....	3	5 50	16 50
Badges.....	21	65	13 65
Bananas.....	7 bunches	1 40½	9 85
Bananas.....	½ doz.	25	13
Blueberries.....	10 baskets	1 26	12 60
Blackberries.....	27 cases	1 46½	39 50
Baking powder.....	130½ lbs.	38½	49 92
Butter, creamery.....	2,561 lbs.	23½½	600 41
Butter, dairy.....	12,224 lbs.	15½½	1,888 36
Beef.....	70,744 lbs.	06½¼	4,431 76
Beef tongues.....	106	30	31 80
Beans.....	98½ bush.	1 87½	184 56
Bread.....	87 loaves	10	8 70
Bacon.....	1,132 lbs.	12½	142 93
Buttons.....	66½ gross	23½	15 59
Boots.....	47 pairs	1 75	82 23
Christmas tree.....	1	3 50
Christmas tree ornaments.....	12	5	60
Cement.....	13 bbls.	2 57	33 40
Carbon sheets.....	3 doz.	50	1 50
Cylinder oil.....	206 gals.	32½	67 51
Cotton waste.....	2½ lbs.	35	79
Ceiling fans, pulleys, shafts and beltings.....	5	13 00	65 00
Coal, soft.....	3,063½ tons	3 25½	9,965 02
Coal, hard.....	92½ tons	6 00	555 75
Curry combs.....	4	31½	1 25
Cows.....	9	42 00	378 00
Corn planter.....	1	75
Crow bar.....	1	80
Carrier chain.....	98 feet	17½	17 15
Carriage sponges.....	18	21½	3 85
Chamois skins.....	3	75	2 25
Carpet.....	100 yds.	1 07½	107 39
Carpet binding.....	7 rolls	15	1 05
Carpet stretcher.....	1	50
Clocks.....	2	1 30	2 60
Clocks, repairing.....	4 60
Combs.....	11½ doz.	1 41	15 84
Curtains and fixtures.....	146 64
Chambers.....	3½ doz.	6 25	19 28
Carving table.....	1	40 00
Chairs, wheel.....	2	20 00	40 00
Chairs, rockers.....	1 doz.	3 60
Chairs.....	8 doz.	3 60	28 80
Chairs, folding desk.....	1 doz	7 75
Couches.....	38	2 37	90 00

Itemized Statement of Cost.

Articles.	Quantity.	Average price.	Amount.
Cane	6 bunches	\$ 63	\$3 78
Chair tips, rubber	6 doz.	1 05	6 30
Crockery			399 17
Carving knives and forks	2 prs.	2 00	4 00
Crochet hooks	1 $\frac{1}{2}$ doz.	17 $\frac{1}{2}$	19
Clothes lines	4	17 $\frac{1}{2}$	70
Caustic soda	2,041 lbs.	03 $\frac{3}{8}$	71 74
Clothes pins	1 box.		55
Candles	118 lbs.	09 $\frac{1}{8}$	10 83
Car fares			38 64
Carriage hire			3 00
Cigars	50	04	2 00
Cranberries	1 bbl.		6 00
Cranberries	1 bu.		2 85
Cheese	233 lbs.	12 $\frac{1}{2}$	29 27
Crackers	302 $\frac{1}{2}$ lbs.	09	27 23
Cakes	197 lbs.	10 $\frac{1}{2}$	20 79
Coffee, Java	795 lbs.	39 $\frac{7}{8}$	314 60
Coffee, ground	3,696 lbs.	17 $\frac{1}{4}$	639 80
Corn meal	3,564 lbs.	01 $\frac{1}{2}$	55 15
Cider	1 bbl.		5 00
Currants	354 lbs.	02 $\frac{1}{2}$	8 85
Cabbage	308 hds	06	18 48
Cabbage	22 bbls.	2 23 $\frac{7}{8}$	49 20
Cucumbers	10 doz.	44	4 40
Cucumbers	1 box		2 24
Cherries	1 $\frac{1}{2}$ bu.	2 50	3 75
Celery	9 bunches	15 $\frac{1}{2}$	1 40
Chocolate	24 lbs.	38	9 12
Cocoa	12 lbs.	43 $\frac{1}{2}$	5 22
Corn, canned	32 doz.	1 35	43 20
Corn, pop	56 lbs.	03	1 68
Corn starch	160 lbs.	06 $\frac{1}{8}$	9 80
Candy, mixed	150 lbs.	06	9 00
Chickens	1,582 lbs.	14	220 97
Citron	50	30	15 00
Cloves	2 lbs.	30	60
Cream tartar	6 lbs.	11	66
Catsup	2 lbs.	37 $\frac{1}{2}$	75
Canvas	10 bottles	27 $\frac{1}{2}$	2 75
Cambric	15	15	1 50
Cheviot	16 yds.	09 $\frac{1}{4}$	1 55
Clothing, miscellaneous	311 yds.	10 $\frac{1}{2}$	31 24
Collars			69 41
Caps	4	12 $\frac{1}{2}$	50
Coats	3 $\frac{1}{2}$ doz.	5 52	18 40
Carpet scrap	25	2 40	60 00
Cotton warp	1,600 lbs.	07	112 00
Cotton line	35 lbs.	35	12 25
Drain pipe	3 $\frac{1}{2}$ lbs	30	1 05
	109 pieces.	15 $\frac{2}{3}$	16 74

Itemized Statement of Cost.

Articles.	Quantity.	Average price.	Amount.
Door springs	6	\$ 15	\$ 90
Door handles	4	10	40
Drawer pulls	$\frac{3}{8}$ doz.	1 50	1 00
Door knobs	2	10	20
Door	1	3 38
Drugs and medicine	516 47
Dope	60 lbs.	14 $\frac{1}{2}$	8 70
Drilling machine	1	9 00
Duck, water proof	219 yds.	43 $\frac{1}{8}$	94 85
Dusters	11	46	5 05
Doylies	4 $\frac{1}{2}$ doz.	97	4 21
Ducks	50 lbs.	12 $\frac{1}{2}$	6 25
Denim	424 $\frac{1}{2}$ yds.	11 $\frac{1}{2}$	49 90
Dress goods	80 yds.	21 $\frac{1}{10}$	17 52
Drawers	5 prs.	80	4 00
Electric bells and repairs	21 40
Elevator, repairing	8 40
Emery cloth	8 doz.	20 $\frac{1}{2}$	1 61
Envelopes	5M.	1 66 $\frac{1}{2}$	8 33
Engine, repairing	21 33
Extension ladders	5	7 20	36 00
Ensilage, cutting	14 days	5 00	70 00
Electric light supplies	137 82
Express charges	78 92
Extracts	12 qts.	1 83 $\frac{1}{2}$	22 00
Eggs	3,902 $\frac{1}{2}$ doz.	15 $\frac{1}{8}$	598 46
Fire clay	6 bbls.	2 25	13 50
Fly nets	3	2 58 $\frac{1}{2}$	7 75
Farm machinery and tools, re- pairing	41 64
Forks	1 $\frac{1}{2}$ doz.	5 53 $\frac{1}{8}$	8 30
Flax seed	100 lbs.	04 $\frac{1}{2}$	4 25
Fire pot	1	1 80
Flower pots	3,000	007 $\frac{7}{8}$	26 10
Furniture castors	17 set	31 $\frac{1}{2}$	5 35
Furniture, repairing	11 60
Fruit cans	1 gross	60 00
Felt	1 piece	2 82
Fire pails	1 doz.	4 05
Fish, fresh	3,758 lbs	07 $\frac{5}{16}$	283 11
Fish, cod	2,834 lbs.	05 $\frac{1}{8}$	161 29
Fish, mackerel	190 lbs.	13 $\frac{1}{20}$	25 75
Fish, salt white	6 half bbls.	6 00	36 00
Flour, spring wheat	573 $\frac{1}{2}$ bbls.	2 90 $\frac{1}{2}$	1,664 10
Flour, rye	6 bbls.	3 29 $\frac{1}{8}$	19 75
Flour, buckwheat	125 lbs.	03 $\frac{1}{2}$	4 06
Flour, graham	1 bbl.	3 25
Figs	18 lbs.	12 $\frac{1}{18}$	2 17
Flannel, canton	693 yds.	08 $\frac{1}{11}$	61 73
Flannel	1 piece	1 85

Itemized Statement of Cost.

Articles.	Quantity.	Average price.	Amount.
Glue.....	25 lbs.	\$ 18 $\frac{3}{8}$	\$4 60
Graduates.....	2	50
Ground feed.....	341 $\frac{355}{2000}$ tons	13 65	473 34
Garden trowels.....	2	09	18
Glassware.....	39 06
Grass seats.....	12	10	1 20
Grapes.....	65 lbs.	21 $\frac{6}{13}$	13 94
Gelatine.....	1 doz.	1 65
Ginger.....	51 lbs.	20	10 16
Gingham.....	1,090 yds.	08 $\frac{1}{10}$	87 74
Gloves.....	2 pairs	35	70
Hinges.....	14 pairs	40 $\frac{1}{2}$	5 71
Hose pipe.....	340 ft.	24 $\frac{1}{8}$	82 13
Hot water heater and regulator..	1	580 00
Horse blankets.....	8	2 27 $\frac{1}{2}$	18 20
Horse brushes.....	2	1 92 $\frac{1}{2}$	3 85
Harness punch.....	1	1 50
Hedge shears.....	1 pair	90
Hand cart.....	1	5 50
Harrow.....	1	6 00
Hoes.....	1 doz.	3 50
Hay.....	52 $\frac{505}{2000}$ tons	9 02	471 31
Hay.....	1 stack	55 00
Hay.....	2 lots	17 50	35 00
Horse shoeing.....	185 30
Horse collars.....	2	5 00	10 00
Harness repairing.....	146 40
Horses.....	2	181 25	362 50
Horses, medical service.....	52 50
Horse medicine.....	3 95
Horse boots.....	1 pair	3 85
Harness oil.....	1 gal.	75
Hub runners for omnibus.....	1 set	25 00
Hemp, dressed.....	93 lbs.	17	15 81
Holland.....	325 yds.	08 $\frac{1}{2}$	26 43
Hat rack.....	1	1	20 00
Hassock.....	1	90
Hardware.....	38 77
Hair clipper.....	3	3 03 $\frac{1}{2}$	9 10
Hair clippers, repairing.....	90
Ham.....	1,453 lbs.	11 $\frac{3}{8}$	162 37
Hoods, ladies'.....	2 $\frac{1}{2}$ doz.	5 92	14 80
Hats, ladies'.....	5 $\frac{1}{2}$ doz.	2 77	15 68
Hats, men's.....	61	50	30 50
Handkerchiefs.....	1 doz.	60
Hose, ladies'.....	24 doz.	1 26 $\frac{1}{2}$	30 31
Iron.....	191 lbs.	03	5 72
Iron hooks.....	22 $\frac{1}{2}$ doz.	10	2 24
Ink.....	15 $\frac{1}{2}$ qts.	62 $\frac{1}{2}$	9 65
Ice bar.....	1	1 50

Itemized Statement of Cost.

Articles.	Quantity.	Average price.	Amount.
Insect powder.....	1 lb.	\$ 40
India linen.....	24 yds.	\$ 11 $\frac{1}{2}$	2 85
Jews harp.....	1	20
Jumpers.....	2 doz.	7 50	15 00
Keys.....	14	23 $\frac{1}{2}$	3 30
Kettles.....	8	2 02	16 15
Kitchen utensils, miscellaneous.....			22 13
Knives and forks.....	14 doz.	3 25	45 50
Knives, butcher.....	1	1 06
Knives, kitchen.....	2 doz.	1 20	2 40
Kitchen forks.....	8	31 $\frac{1}{2}$	2 50
Kerosene.....	55 gals.	08	4 40
Knitting cotton.....	17 lbs.	39 $\frac{1}{2}$	6 75
Linseed oil.....	164 $\frac{7}{8}$ gals.	48 $\frac{1}{2}$	79 95
Lumber.....	36,535 ft.	27 67 M	734 15
Laths.....	13 bundles	13	2 60
Laths, metal.....	8 yds.	25	2 00
Lime.....	55 bbls.	70 $\frac{1}{2}$	38 60
Locks.....	9 $\frac{5}{12}$ doz.	3 52 $\frac{1}{2}$	33 20
Locks, repairing.....			5 20
Lead pencils.....	7 doz.	32 $\frac{1}{2}$	2 25
Library.....	3 vols	2 28	6 84
Letter file.....	1	40
Lard oil.....	6 gals.	80	4 80
Laundry tubs.....	1 doz.	6 66
Laundry baskets.....	1 $\frac{1}{2}$ doz	11 66 $\frac{2}{3}$	17 50
Lantern globes.....	3 doz	1 20	3 60
Lantern burners.....	1 doz.	1 00
Lamp, hanging.....	1	3 50
Lamps, wall.....	2	40	80
Lamps, electric.....	112	34 $\frac{2}{3}$	38 48
Lanterns.....	1 $\frac{1}{2}$ doz.	8 78	11 70
Lemons.....	13 boxes	4 34 $\frac{2}{3}$	56 50
Lemons.....	11 $\frac{1}{2}$ doz.	26 $\frac{1}{6}$	3 01
Lard.....	3,135 lbs.	09	282 08
Lettuce.....	1 bunch	05
Lamb.....	4,401 lbs.	10 $\frac{1}{12}$	443 74
Lambs, spring.....	7	3 50	24 50
Lemon peel.....	2 lbs.	30	60
Loom and attachments.....	1	37 00
Loom, frames.....	2	1 00	2 00
Loom, heddles.....	300	01	3 00
Loom, reel.....	1	3 50
Music and entertainments.....			127 29
Mouth organs.....	3	33 $\frac{1}{3}$	1 00
Masks.....	2 doz	1 00	2 00
Moulding.....	2,000 ft	10 52 $\frac{1}{2}$ m	21 05
Memorandum books.....	144	06 $\frac{1}{14}$	8 75
Mucilage.....	4 qts.	61 $\frac{1}{2}$	2 45
Magazines and periodicals.....	8	6 32 $\frac{1}{2}$	50 58

Itemized Statement of Cost.

Articles.	Quantity.	Average price.	Amount.
Medical battery.....	1	\$6 00
Medicine glasses.....	6 doz.	\$40	2 40
Mitre box.....	1	8 75
Mattocks.....	5	87	4 35
Musquito netting.....	13 pieces	46 $\frac{1}{2}$	6 05
Moss.....	421 lbs.	06 $\frac{1}{8}$	26 62
Mattress tufts.....	32 pkges.	30 $\frac{3}{8}$	9 82
Mats.....	2	4 55	9 09
Mat binding.....	1 piece	80
Mat cutter.....	1	1 25
Mops.....	8 doz.	94	7 50
Marking inks.....	2 lbs.	10 50	21 00
Mirrors.....	1 doz.	10 08
Mop pails.....	3	1 25	3 75
Mangle, repairing.....	24 75
Matches.....	10 gross	84 $\frac{1}{2}$	8 45
Meals.....	4	31 $\frac{1}{2}$	1 25
Macaroni.....	73 lbs.	08	5 87
Melons.....	85	15 $\frac{1}{2}$	12 94
Melons.....	16 bscts.	71 $\frac{9}{16}$	11 45
Mutton.....	19,094 lbs.	05	954 70
Molasses.....	15 gals.	41 $\frac{3}{8}$	6 25
Mint.....	6 bunches	04 $\frac{1}{2}$	25
Mustard.....	78 lbs.	17 $\frac{7}{8}$	13 97
Muslin, brown.....	1,477 yds.	05 $\frac{3}{8}$	78 56
Muslin, bleached.....	224 yds.	06 $\frac{1}{2}$	13 95
Mittens.....	18 $\frac{1}{2}$ doz.	3 34 $\frac{3}{8}$	61 84
Nails.....	6 kegs	2 01	12 05
Nails.....	19 lbs.	07 $\frac{1}{2}$	1 48
Needles, sewing.....	4 $\frac{1}{2}$ M.	1 31 $\frac{1}{2}$	5 59
Needles, knitting.....	1 $\frac{1}{2}$ gross.	89	96
Needles, sail.....	1 paper.	75
Napkins.....	9 doz.	1 42	12 78
Nuts.....	120 lbs.	10 $\frac{7}{12}$	12 70
Nutmegs ..	4 lbs	55	2 20
Office tape.....	1 spool	35
Oats.....	785 bush.	41 $\frac{4}{10}$	326 45
Oil cake.....	100 lbs.	01 $\frac{3}{10}$	1 30
Oil cloth.....	10 pieces	1 47 $\frac{3}{8}$	14 75
Onions.....	3 bbls	2 00	6 00
Oatmeal.....	22 $\frac{1}{2}$ bbls.	4 70 $\frac{1}{2}$	104 68
Oranges.....	13 boxes	2 74 $\frac{1}{2}$	35 65
Oranges.....	14 doz.	26 $\frac{3}{8}$	3 70
Oysters.....	114 cans	45	51 30
Oysters.....	94 gals.	1 10 $\frac{1}{2}$	103 95
Olives.....	1 $\frac{1}{8}$ doz.	3 92	4 25
Olive oil.....	4 $\frac{1}{2}$ gals.	2 88	12 25
Overalls.....	7 doz.	7 50	52 50
Overcoats.....	12	5 00	60 00

Itemized Statement of Cost.

Articles.	Quantity.	Average price.	Amount.
Piano tuning.....			\$10 25
Playing cards.....	1 doz.		45
Plastering hair.....	2 bush.	\$ 30	60
Pipe and fittings.....			397 10
Packing.....	22 lbs.	51 $\frac{3}{4}$	11 28
Paints.....			229 21
Putty.....	171 lbs.	01 $\frac{1}{2}$	3 31
Paper fasteners.....	6 boxes	25	1 50
Pens, writing.....	5 gross	88	4 40
Pens, stylographic.....	1		2 63
Printing.....			108 50
Penholders.....	3 doz.	31 $\frac{1}{2}$	95
Paper, writing.....	4 $\frac{2}{3}$ reams	1 67	7 05
Paper, pads.....	16 $\frac{2}{3}$ doz.	35 $\frac{2}{3}$	5 90
Paper, blotters.....	$\frac{1}{2}$ gross	75	57
Paper tissue.....	2 $\frac{3}{4}$ quires	40 $\frac{1}{4}$	1 11
Pulleys and shafts.....			154 93
Putzpomade.....	4 lbs.	50	2 00
Picks.....	$\frac{1}{2}$ doz.	7 80	1 95
Pick handles.....	1 $\frac{1}{2}$ doz.	1 83 $\frac{1}{2}$	2 75
Plow.....	1		13 65
Planting sticks.....	2	45	90
Paris green.....	120 lbs	25	30 00
Plants, strawberry.....	2,500	00 $\frac{2}{3}$	10 00
Plants, cobe scandens.....	2 $\frac{1}{2}$ doz.	1 00	2 50
Pillow.....	1		1 25
Powder guns.....	2	10	20
Pins.....	12 pack	26 $\frac{2}{3}$	3 20
Paper, toilet.....	10 $\frac{1}{2}$ cases		45 55
Paper, shelf.....	4 quires	09	45
Paper, fly.....	9 sheets	04 $\frac{1}{2}$	40
Pails.....	13 doz.	1 73 $\frac{1}{3}$	22 50
Postage.....			81 98
Photographic supplies.....			6 90
Patients' expenses.....			89 49
Pipes.....	4 boxes	1 52 $\frac{1}{2}$	6 10
Pine apples.....	2 crates	6 25	12 50
Pork.....	490 lbs.	10 $\frac{3}{4}$	51 12
Pork, salt.....	4 bls.	14 56 $\frac{1}{2}$	58 25
Pork sausage.....	92 lbs.	12 $\frac{1}{2}$	11 45
Potatoes.....	1,369 $\frac{3}{4}$ bush.	61 $\frac{3}{10}$	839 59
Potatoes.....	14 bbls.	1 85	25 90
Potatoes, sweet.....	4 bbls.	3 81 $\frac{1}{4}$	15 25
Potatoes, sweet.....	1 bush.		1 25
Pumpkins, canned.....	2 doz.	80	1 60
Peaches.....	171 baskets	35 $\frac{1}{2}$	60 15
Peaches, dried.....	215 lbs.	10	21 50
Peaches, canned.....	6 doz.	1 77	10 60
Pears.....	2 bbls.	4 00	8 00
Pears, dried.....	1,579 lbs.	08 $\frac{1}{2}$	135 56
Prunes.....	6,035 lbs.	06 $\frac{1}{2}$	388 00
Plums.....	6 baskets	65	3 90

Itemized Statement of Cost.

Articles.	Quantity.	Average price.	Amount.
Plums.....	2 crates	\$1 50	\$3 00
Plums, canned.....	2 doz.	1 60	3 20
Peas, split.....	6 bbls.	5 01 $\frac{3}{4}$	30 10
Peas, canned.....	2 cans	35	70
Pickles.....	3 bbls.	5 00	15 00
Pepper.....	90 lbs.	14 $\frac{4}{5}$	13 00
Peppers.....	3 doz.	13 $\frac{1}{3}$	40
Prints.....	656 yds.	07 $\frac{3}{8}$ $\frac{4}{5}$	52 21
Pants.....	49 pairs	2 64 $\frac{3}{4}$	129 25
Palms.....	2	35	70
Quadrupods.....	2	4 50
Quinces.....	1 bbl.	4 00
Ranges, repairing.....	109 39
Repairs, miscellaneous.....	965 87
Rubber stamps.....	2	92 $\frac{1}{2}$	1 85
Ribbons for typewriter.....	3	1 00	3 00
Ruler.....	1	35
Rubber bands.....	1 $\frac{1}{2}$ gross	84	1 26
Robes, lap.....	2	16 50	33 00
Robe lining.....	5 yds.	2 00	10 00
Rope.....	33 lbs.	11 $\frac{1}{2}$	3 77
Rakes.....	10	27 $\frac{1}{10}$	2 71
Rubber sheeting.....	7 yds.	51 $\frac{1}{2}$	3 60
Rugs.....	17	2 72	46 25
Razor.....	1	1 58
Razor strops.....	10	43	4 30
Rice.....	1,963 lbs.	05 $\frac{2}{3}$	103 67
Raisins.....	504 lbs.	05 $\frac{2}{3}$ $\frac{1}{3}$	28 71
Raisins.....	6 boxes	1 68	10 10
Rutabagos.....	5 bbls.	1 20	6 00
Rubbers, ladies'.....	42 pairs	36	15 12
Strings, violin.....	4	15	60
Stucco.....	6 bbls.	2 00	12 00
Sash.....	6	2 12 $\frac{1}{2}$	12 74
Screws.....	40 $\frac{1}{2}$ gross	33 $\frac{1}{2}$	13 43
Sand paper.....	2 reams	2 64	5 28
Slates.....	2 $\frac{1}{2}$ doz.	1 80	3 75
Surgical instruments.....	31 25
Soda ash.....	1,730 lbs.	02 $\frac{1}{2}$ $\frac{6}{5}$	45 52
Sole leather.....	1 piece	2 00
Scroll saw.....	1	12 00
Sand screen.....	1	3 00
Shovels.....	3 $\frac{1}{2}$ doz.	7 95	24 50
Sprinklers.....	2	63	1 26
Scythes.....	$\frac{1}{2}$ doz.	7 50	1 88
Snaths.....	$\frac{1}{2}$ doz.	5 50	1 38
Scythe stones.....	3	08	24
Stove pipe.....	12 joints	15	1 80
Stove castings.....	26 $\frac{1}{2}$ lbs.	10	2 65

Itemized Statement of Cost.

Articles.	Quantity.	Average price.	Amount.
Stone boat.....	1		\$3 50
Stabling horses.....			29 75
Shavings.....	2 bds.	\$0 25	50
Seeds.....			256 50
Sleighs, repairing.....			10 15
Sleigh bells.....	1 pr.		1 50
Sheeting, brown.....	1,110 yds.	11 ⁵ / ₁₃	126 21
Sheeting, bleached.....	478 ¹ / ₂ yds.	11 ³ / ₈	54 55
Shade fixtures.....	1 gross		22 25
Stool.....	1		5 00
Sulphur.....	375 lbs.	02 ³ / ₁₆	8 22
Sanitas fluid.....	10 gals.	1 70	17 00
Scouring brick.....	2 doz.	87 ¹ / ₂	1 75
Silver polish.....	1 doz.		1 50
Spittoons.....	1 doz.		6 50
Spoons, tea.....	8 doz.	1 92	15 35
Spoons, table.....	1 doz.		6 00
Spoons, mustard.....	2	11	22
Sewing machines, repairing.....			5 20
Sand soap.....	12 bxs.	2 36 ³ / ₈	28 40
Scissors.....	1 pr.		60
Shears, barbers.....	1 pr.		3 00
Shoe blacking.....	3 doz.	50	1 50
Shoe buckles.....	1 doz.		9 00
Starch.....	710 lbs.	03 ¹ / ₂	26 40
Soap.....	7,689 lbs.	03 ¹ / ₁₆	283 76
Sad irons.....	2	35	70
Sad irons.....	192 lbs.	03 ¹ / ₂	6 72
Sal soda.....	5,302 lbs.	01 ² / ₁₆	60 09
Signal oil.....	40 gals.	70	28 00
Strawberries.....	68 cases	2 05 ¹ / ₂	139 61
Sardines.....	67 cans	18 ³ / ₈	12 52
Syrup.....	1,066 ³ / ₄ gals.	18 ⁵ / ₇	199 27
Syrup, maple.....	28 ¹ / ₂ gals.	1 04 ¹ / ₂	29 77
Sugar, cut-loaf.....	477 lbs.	05 ³ / ₈	25 93
Sugar, powdered.....	589 lbs.	05 ³ / ₂₀	30 32
Sugar, granulated.....	13,885 lbs.	04 ³ / ₁₆	669 11
Sugar, C.....	4,855 lbs.	03 ¹ / ₁₆	190 86
Sage.....	1 lb		18
Sago.....	25 lbs.	04 ¹ / ₂	1 13
Salt.....	25 bbls.	95 ³ / ₈	23 90
Salt, Ashton.....	5 sacks	2 75	13 75
Salt-peter.....	30 lbs.	08 ³ / ₈	2 60
Squash, canned.....	2 doz.	1 00	2 00
Szeleratus.....	64 lbs.	05 ⁹ / ₁₆	3 56
Sauce, Worcester.....	¹ / ₂ doz.	8 25	4 13
Sateen.....	52 ¹ / ₂ yds.	11 ¹ / ₂	6 15
Socks.....	30 ¹ / ₈ doz.	82 ¹ / ₂	25 34
Slippers, men's.....	75 pairs	94 ¹ / ₂	70 66
Slippers, ladies.....	7 pairs	75 ¹ / ₂	5 28
Silk.....	2 ¹ / ₈ doz.	73 ¹ / ₂	1 59
Shoes, men's.....	87 pairs	1 27	110 49

Itemized Statement of Cost.

Articles.	Quantity.	Average price.	Amount.
Shoes, ladies'	107 pairs	\$1 31 $\frac{7}{8}$	\$141 00
Shoes, insoles	19 pairs	21 $\frac{1}{8}$	4 01
Shoes, repairing	20 30
Salaries and wages	23,815 06
Suspenders	8 $\frac{1}{2}$ doz.	2 02	16 34
Shirts	1 doz.	6 75
Suits	62	6 70 $\frac{1}{2}$	415 70
Tennis balls	4	25	1 00
Transom lifts	6	68 $\frac{1}{8}$	4 10
Turpentine	93 $\frac{3}{4}$ gals.	36 $\frac{1}{10}$	33 83
Tags	5 doz.	05	25
Tools, miscellaneous	69 85
Twine, binding	60 lbs.	07 $\frac{1}{2}$	4 50
Threshing	3,132 bu.	02 $\frac{1}{10}$	63 64
Ticking	165 yds.	12 $\frac{1}{8}$	20 31
Tinware, repairing	6 15
Tinware, miscellaneous	98 61
Thermometers	1 $\frac{3}{4}$ doz.	3 51
Thimbles	24 $\frac{3}{4}$ doz.	09 $\frac{2}{5}$	2 29
Traps, rat	1	1 20
Trays	1 $\frac{1}{8}$ doz.	4 50	1 50
Toweling	856 $\frac{1}{2}$ yds.	07 $\frac{7}{10}$	65 85
Towels	11 doz.	1 81 $\frac{1}{10}$	19 93
Twine	19 lbs.	41 $\frac{1}{8}$	7 86
Toilet soap	17 boxes	6 09 $\frac{1}{2}$	103 60
Toilet-soap	18 $\frac{1}{2}$ lbs.	15 $\frac{3}{4}$	2 90
Table covers	2	1 07	2 14
Table linens	289 $\frac{3}{4}$ yds.	106 72
Table cloths	5	7 70	38 50
Table cloth cleaning	1	1 00
Tape measures	2	05	10
Tooth picks	12 bnches	04 $\frac{1}{8}$	50
Tobacco, plug	756 lbs.	20 $\frac{1}{2}$	152 96
Tobacco, smoking	1,020 lbs.	12 $\frac{3}{7}$	131 00
Toll gate charges	40
Telegraphing	12 82
Telephone exchange	152 25
Traveling expenses	75 70
Transportation and freight	35 91
Turkeys	1,992 lbs.	11 $\frac{7}{11}$	231 70
Tea, Japan	1,894 lbs.	15 $\frac{3}{8}$	291 68
Tea, black	143 lbs.	48	68 63
Tomatoes, canned	36 doz.	1 21 $\frac{7}{8}$	43 70
Tomatoes	9 crates	1 34 $\frac{1}{4}$	12 08
Thread	107 doz.	43 $\frac{1}{2}$	46 53
Vehicles, painting and repairing	211 10
Veal	7,060 lbs.	07 $\frac{1}{10}$	558 14
Veal, calves' liver	253	24 $\frac{7}{8}$	62 95
Veal, plucks	49	15	7 35
Vinegar	523 gals.	08 $\frac{2}{7}$	43 29

Itemized Statement of Cost.

Articles.	Quantity.	Average price.	Amount.
Window blinds.....	10 pairs	\$1 15	\$11 50
White lead.....	3,487 lbs.	06 $\frac{4}{23}$	215 30
Wire door.....	1	18 00
Wire screen.....	399 $\frac{3}{4}$ ft.	01 $\frac{3}{8}$	6 33
Wire floor netting.....	114 sq. ft.	38 $\frac{5}{13}$	43 61
Wire poultry netting.....	1,140 ft.	00 $\frac{3}{4}$	8 55
Wire guard.....	21 sq. ft.	15	3 15
Window glass.....	7 boxes	2 07 $\frac{1}{2}$	14 52
Window glass.....	162 lights	19 $\frac{1}{5}$	31 10
Wall paper.....	26 rolls	43 $\frac{1}{13}$	11 20
Wall paper, border.....	357 yds.	12 $\frac{1}{9}$	43 23
Wall paper, ceilings.....	10	75	7 50
Wall paper, hanging.....	6 40
Whitening.....	902 lbs.	04 $\frac{2}{3}$	41 97
Wines.....	4 gals.	2 07 $\frac{1}{2}$	8 30
Whiskey.....	37 $\frac{1}{2}$ gals.	2 00	75 00
Wagon gear.....	1	39 90
Wagon box, bulk.....	1	36 00
Whip.....	1	3 50
Wheel barrows.....	2	6 37 $\frac{1}{2}$	12 75
Wheel barrows, repairing.....	20 00
Webbing.....	6 pieces	1 00	6 00
Water coolers.....	2	3 00	6 00
Wax, bees.....	15 lbs.	37 $\frac{1}{4}$	5 59
Wax, paraffine.....	330 $\frac{1}{2}$ lbs.	11 $\frac{1}{4}$	37 19
Washing machines, repairing.....	3 95
Wash boards.....	1 doz.	3 25
Yeast.....	340 lbs.	25	85 00
Yarn.....	26 lbs.	68 $\frac{1}{8}$	17 74
			\$70,127 80

Current Expenses, 1893.

STATEMENT

Showing receipts and disbursements and current cost of maintenance during the fiscal year ending September 30, 1893.

CURRENT EXPENSES.		
To balance in treasury October 1, 1892.....	\$87 88
To appropriation by county board.....	74,000 00
To board of private patients.....	11,529 57
To sales from farm.....	374 65
To sales of waste material.....	43 75
To interest received for money deposited for hospital use.....	459 42
Total.....		\$86,494 77
By amusements.....	\$153 40	
By alterations and repairs.....	2,468 60	
By books, stationery and printing.....	367 88	
By drugs and medical supplies.....	481 51	
By engines, boilers, machinery and tools.....	386 99	
By fuel and heating.....	11,106 41	
By farm, barn and garden.....	3,178 18	
By household supplies.....	2,713 87	
By laundry expenses.....	436 22	
By lights, including fixtures.....	276 71	
By miscellaneous items.....	745 59	
By provisions.....	19,393 14	
By patients' clothing.....	1,642 37	
By salaries and wages.....	23,542 67	
By mat and basket shop.....	124 27	
		\$87,017 81
Balance.....		\$19,476 96
Less receipts from private patients, sales, etc.....		11,947 97
Balance in treasury October 1, 1893.....		\$7,528 99

Expenditures and Improvements.

STATEMENT OF MONTHLY EXPENDITURES.

At Milwaukee Hospital for Insane for the fiscal year ending September 30, 1893.

Months.	Current expense.	Improve- ments.	Total.
1892.			
October.....	\$6,100 41	\$6,100 41
November.....	6,377 96	6,377 96
December.....	5,766 03	\$1,000 00	6,766 03
1893.			
January.....	5,807 62	5,807 62
February.....	5,878 70	5,878 70
March.....	6,980 20	6,980 20
April.....	6,228 84	6,228 84
May.....	5,106 33	152 06	5,258 39
June.....	4,997 08	988 34	5,985 42
July.....	4,580 46	44 51	4,624 97
August.....	4,715 78	928 00	5,643 78
September.....	4,478 40	4,478 40
	\$67,017 81	\$3,062 91	\$70,080 72

IMPROVEMENTS.

General improvement account.

DR.		
To appropriation by county board.....	\$5,000 00
CR.		
By bills payable on account:		
By kitchen area, wall and foundation wall to barn.....	\$148 41
By fever cottage.....	99 30
By ice lake.....	9 38
By beds.....	974 24
By general dining hall.....	626 58
By omnibus.....	325 00
By electric door openers.....	880 00
		3,062 91
Balance in treasury October 1, 1893.....	\$1,937 09

Farm and Garden Products.

CURRENT COST OF MAINTENANCE.

Supplies on hand October 1, 1892	\$1,633 44
Current expenditures as per invoices	67,017 86
Total	\$68,651 30
Less supplies on hand October 1, 1893	2,516 58
Actual consumption or current expenses	\$66,134 72
Less receipts from private patients, sales, etc	11,947 97
Cost of maintenance to Milwaukee county	<u>\$54,186 75</u>
Total number of day's board furnished	1,173.45
Weekly per capita cost on actual consumption	\$3 95
Weekly per capita cost to Milwaukee county	3 24

PRODUCTS OF FARM AND GARDEN

*Of Milwaukee Hospital for Insane during the fiscal year ending
September 30, 1893.*

Beets, 177 bushels at 40 cents	\$70 80
Beans, green, 42 bushels at 60 cents	25 20
Currants, 3 bushels at \$2.50	7 50
Cucumbers, 439 dozen at 10 cents	43 90
Corn, 680 dozen at 10 cents	68 00
Carrots, 210 bushels at 40 cents	84 00
Cabbage, 6,045 heads at 4 cents	241 80
Cauliflower, 50 heads at 15 cents	7 50
Celery, 260 dozen at 15 cents	39 00
Ensilage, 150 tons at \$3 00	450 00
Hay, 20 tons at \$10.50	210 00
Lettuce, 866 dozen at 10 cents	86 60
Milk, 11,655 gallons at 16 cents	1,864 80
Oats, 1,757 bushels at 30 cents	527 10
Onions, green, 317 bunches at 10 cents	31 70
Onions, 15 bushels at 70 cents	10 50
Potatoes, 1,333 at 57 cents	759 81
Pork, 8,412 pounds at 6 cents	504 72
Peas, green, 52 bushels at 75 cents	78 00
Parsnips, 75 bushels at 40 cents	30 00
Parsley, 98 bunches at 10 cents	9 80
Radish, 7½ bushels at \$2 50	18 75
Rhubarb, 1,100 pounds at 1 cent	11 09
Rye, 50 bushels at 45½ cents	22 75
Spinach, 9 bushels at 50 cents	4 50
Squash, 1,650 pounds at 1 cent	16 50
Straw, 25 tons at \$6 00	150 00
Turnips, 197 bushels at 35 cents	68 95
Tomatoes, 97 bushels at 75 cents	72 75
Vegetable oyster plants, 50 bushels at 60 cents	30 00
Total	<u>\$5,545 93</u>

Articles Manufactured.

Articles manufactured and work done in mat shop at Milwaukee Hospital for Insane for the fiscal year ending September 30, 1893.

Cocoa braided mats.....	10
Rush mats, braided.....	42
Shuttle mats (tufted).....	25
Woven mats.....	2
Hair mattresses for lounges.....	6
Hair mattresses for couches.....	3
Hair mattresses for beds.....	70
Pillows.....	8
Cocoa matting, 37 yards.....	1
Wood baskets.....	1
Cane and umbrella baskets.....	2
Waste baskets.....	2
Hammocks.....	5
Fringes, 8 yards.....	1
Mattresses covered.....	31
Mattresses made over.....	16
Chairs recaned.....	12
Cushions.....	4
Lounge repaired.....	1
Cots covered.....	2
Pillows made over.....	7
Lawn tennis net repaired.....	1
Total number of pieces.....	252

Articles Manufactured.

*Articles manufactured in sewing room for the fiscal year ending
September 30, 1893.*

Number.

Aprons	168
Attendants' caps	21
Airing court robes	6
Bed spreads	84
Bed ticks.....	73
Curtains	89
Comforters	5
Couch cover.....	1
Caps.....	8
Combination suits	2
Dish towels	10
Dresses	137
Drawers, women's, pairs.....	110
Drawers, men's, pairs.....	104
Horse blankets.....	3
Holders, sad irons.....	98
Jelly bags	6
Mittens, pairs	18
Men's aprons.....	18
Napkins	24
Night dresses	7
Neckties	118
Pillow slips	343
Pillow ticks	6
Quilts	3
Rugs	8
Sheets	404
Skirts	47
Strait suits	13
Saques.....	1
Skirts	128
Towels.....	474
Table cloths.....	22
Window shades ...	127
Wrappers	80
Total	<u>2,766</u>

Current Expenses, 1894.

STATEMENT

Showing receipts and disbursements and current cost of maintenance during the fiscal year ending September 30, 1894.

CURRENT EXPENSES.		
To balance in treasury October 1, 1893.....	\$7,528 99
To appropriation by county board.....	60,000 00
To board of private patients.....	12,655 56
To sales from farm	82 63
To sales of waste material	36 18
To interest received on money deposited for hospital use.....	243 58
Total		\$80,546 94
By amusements	\$150 89
By alterations and repairs.....	3,386 55
By books, stationery and printing.....	255 19
By drugs and medical supplies.....	673 45
By engine, boilers, machinery and tools.....	1,908 45
By fuel and heating.....	10,520 77
By farm, barn and garden.....	3,604 25
By household supplies.....	2,921 72
By laundry expenses	507 27
By lights, including fixtures.....	248 58
By miscellaneous items	881 72
By provisions	19,091 04
By patients' clothing.....	1,991 36
By salaries and wages.....	23,815 06
By mat and basket shop.....	171 50	70,127 80
Balance		\$10,419 14
Less receipts from private patients, sales, etc.....	\$12,774 37
Current expense account overdrawn.....		2,355 23
	\$12,774 37	\$12,774 37

Monthly Expenditures, 1894.

STATEMENT OF MONTHLY EXPENDITURES

At Milwaukee Hospital for Insane for the fiscal year ending September 30, 1894.

Months.	Current expense.	Improve- ments.	Total.
October, 1893.....	\$6,344 29	\$6,344 29
November, 1893.....	6,319 88	6,319 88
December, 1893.....	6,259 24	\$84 00	6,343 24
January, 1894.....	5,651 96	5,651 96
February, 1894.....	6,009 91	6,009 91
March, 1894.....	6,321 48	34 96	6,356 44
April, 1894.....	6,040 14	459 52	6,499 66
May, 1894.....	5,221 12	199 52	5,420 64
June, 1894.....	5,333 77	244 58	5,578 35
July, 1894.....	5,948 39	5,948 39
August, 1894.....	5,523 66	70 59	5,594 25
September, 1894.....	5,153 96	5,153 96
Totals.....	\$70,127 80	\$1,093 17	\$71,220 97

Improvements and Cost of Maintenance.

IMPROVEMENTS.

General improvement account.

DR.		
To balance in treasury October 1, 1893.....	\$1,937 09
To appropriation by county board.....	500 00
		\$2,437 09
CR.		
By bills paid on account—		
By beds.....	\$348 96
By Turkish bath.....	249 54
By gardener's house ..	429 02
By water works telephone.....	55 65
		\$1,093 17
Balance in treasury October 1, 1894.....		\$1,343 92

CURRENT COST OF MAINTENANCE.

Supplies on hand October 1, 1893.....	\$2,516 58
Current expense as per invoices.....	70,127 80
Total.....	\$72,644 38
Less supplies on hand October 1, 1894.....	1,447 41
Actual consumption or current expenses ..	\$71,196 97
Less receipts from private patients, sales, etc.....	12,774 37
Cost of maintenance to Milwaukee county.....	\$58,422 60
Total number of days' board furnished.....	129,419
Weekly, per capita cost on actual consumption... ..	\$3 85
Weekly, per capita cost to Milwaukee county.....	3 16

Farm and Garden Products.

PRODUCTS OF FARM AND GARDEN

*Of Milwaukee Hospital for Insane during the fiscal year ending
September 30, 1894.*

Beets, 192 dozen bunches, at 15c	\$28 80
Beets, 30 bushels, at 50c	15 00
Beans, 67 bushels, at \$1.25	83 75
Beef, 3,714 pounds, at 6½c	232 12
Currants, 9 bushels, at \$2.75	24 75
Carrots, 58 dozen bunches, at 12c	6 36
Carrots, 210 bushels, at 40c	84 00
Cucumbers, 370 dozen, at 12c	44 40
Cucumbers, 300 bushels, at 70c	210 00
Corn, 1,086 dozen, at 10c	108 60
Cabbage, 10,168 heads, at 2½c	254 20
Cauliflower, 1,700 heads, at 7½c	127 50
Ensilage, 150 tons, at \$3	450 00
Hay, 18 tons, at \$12	216 00
Kohlrabbi, 243 dozen bunches, at 12½c	42 88
Kale, 1,800 plants, at 2½c	45 00
Lettuce, 456 dozen, at 10c	45 60
Milk, 11,829 gallons, at 16c	1,892 64
Melons, 67 dozen, at 70c	46 90
Oats, 1,325 bushels, at 35c	463 75
Onions, green, 155 dozen bunches, at 15c	23 25
Onions, 150 bushels, at 60c	90 00
Potatoes, 1,200 bushels, at 65c	780 00
Pork, 3,714 pounds, at 6½c	241 41
Parsley, 161 bunches, at 10c	16 10
Peas, 80 bushels, at \$1.25	100 00
Parsnips, 100 bushels, at 40c	40 00
Radish, 311 dozen bunches, at 10c	31 10
Rhubarb, 266 dozen bunches, at 20c	53 20
Rutabagos, 247 bushels, at 40c	98 80
Spinach, 57 bushels, at 40c	22 80
Squash, 10 bushels, at \$1.00	10 00
Straw, 25 tons, at \$5.00	125 00
Tomatoes, 165 bushels, at 70c	115 50
Vegetable oyster plants, 50 bushels, at 60c	30 00
Turnips, 290 bushels, at 35c	101 50
Total	<u>\$6,300 91</u>

Articles Manufactured.

Articles manufactured and work done in mat shop at Milwaukee Hospital for Insane for the fiscal year ending September 30, 1894.

	Yards.	Pieces.
Cocoa braided mats.....		19
Shuttle mats.....		10
Woven mats.....		2
Fringes.....	43	11
Wood baskets.....		6
Waste baskets.....		6
Rugs, large.....		4
Rugs, small.....		19
Stockings, pairs.....		20
Chairs, recaned.....		13
Couches.....		15
Couches repaired.....		16
Cushions.....		17
Cushions repaired.....	35	2
Carpet.....		83
Carpets.....		7
Hair mattresses, single.....		77
Hair mattresses, double.....		18
Hair mattresses, covered and made over.....		140
Pillows.....		2
Pillows, made over.....		2
Baskets, repaired.....		2
Cocoa mattings, made over and repaired.....	9	
Cocoa matting.....	87	489

Articles Manufactured.

Articles manufactured in sewing room during the fiscal year ending September 30, 1894.

Aprons	279
Attendants' caps.....	16
Awnings.....	16
Bed ticks.....	45
Bed spreads.....	49
Bonnets.....	2
Curtains.....	152
Chemises	28
Comforters	6
Cooks' caps.....	25
Clothes bags.....	3
Coffee bags.....	11
Dresses	158
Drawers, women's, pairs.....	119
Drawers, men's, pairs.....	54
Dress waists	2
Horse blankets.....	2
Hoods canvas.....	49
Mattress covers.....	18
Mittens, canvas, pairs.....	17
Mens' aprons.....	10
Napkins.....	123
Night dresses	2
Neckties	50
Pillow ticks	10
Pillow slips.....	265
Pillow shams.....	3
Quilts, strong.....	4
Rugs	10
Sheets.....	319
Skirts	107
Straight suits.....	15
Straight dresses.....	21
Shirts	90
Sad iron holders.....	137
Table cloths.....	65
Towels	492
Wrappers, men's	58
Wrappers, women's.....	44
Total number of pieces.....	<u>2,881</u>

Fruit and Vegetables.

Fruit and vegetables put up at Milwaukee Hospital for Insane during the fiscal year ending September 30, 1894.

CANNED FRUIT.

Peaches.....	66 quarts
Blueberries.....	40 quarts
Pineapple...	23 quarts
Cherries..	17 quarts
Plums.....	26 quarts
Blackberries.....	20 quarts
Strawberries.....	14 quarts

JELLY.

Currant.....	16 dozen
Apple.....	15 dozen
Grape...	2 dozen

PICKLES.

Mixed pickles.....	35 gallons
Pickles, cucumber.....	2 gallons
Pickles, cucumber.....	28 barrels
Sourkraut.....	36 barrels
Tomatoes ...	188 gallons

Inventory of Property.

INVENTORY OF PROPERTY.

Kind and estimate value of property belonging to Milwaukee Hospital for Insane, September 30, 1894.

Coal house	\$1,108 13
Dry house	2,930 77
Drugs, medical supplies and fixtures	809 52
Engine, boiler and heating apparatus	38,262 96
Extension ladders.	182 50
Electric light plant	6,477 71
Farming implements, harnesses, etc.	2,637 00
Furniture and fixtures.	21,322 15
Fire hose and nozzles	1,302 25
Fire extinguishers	500 00
Fever cottage	445 67
Grading and improvements of ground	3,322 09
Granary	219 20
Hog house	988 07
Hot house	782 06
Ice house ..	697 34
Ice lake	193 62
Land	10,000 00
Live stock	3,125 00
Library	963 40
Main building, barn and farm houses	209,357 22
Passenger elevator. . .	1,456 15
Provisions and supplies	1,180 14
Patients' clothing	267 27
Plunge bath	178 52
Root cellar	2,354 70
Slaughter house	700 00
Silo	540 18
Sidewalks and depot	1,090 34
Sewers	4,006 36
Sun room	1,018 98
Turkish bath	1,019 07
Wood shed	189 03
Wagon shed	517 57
Water work telephone	55 65
Total	<u><u>\$320,200 62</u></u>

Statistics.

STATISTICS.

Table showing admissions and discharges during the year, and the number under treatment September 30th, 1893.

	Male.	Female	Total.
Remaining under treatment Sept. 30th, 1892.....	156	148	304
New admissions for the year.....	83	74	157
Re-admissions from parole, bond, etc.....	27	16	43
Whole number treated.....	266	238	504
Average number treated.....	321 ¹⁸⁰ ₃₆₈		
Discharged recovered.....	31	21	52
Discharged improved.....	28	9	37
Discharged unimproved.....	16	9	25
Discharged not insane.....	3	2	5
Trans. to county asylum for chronic insane.....	3	1	4
Died.....	28	22	50
Total discharged.....	109	64	178
Remaining under treatment Sep. 30th, 1893.....	157	174	331

Form of mental disorder on admission.

	Male.	Female.	Total.
Manie, acute.....	24	19	43
Manie, chronic.....	7	4	11
Manie, recurrent.....	6	8	14
Mania, puerperal.....	7	7
Melancholia, acute.....	20	24	44
Melancholia, chronic.....	16	7	23
Dementia, primary.....	3	4	7
Dementia, secondary.....	1	1	2
Dementia, senile.....	8	7	15
Dementia, organic.....	2	3	5
Epilepsy.....	3	1	9
General paresis.....	6	6
Locomotor ataxia.....	2	2
Imbecility.....	3	3	6
Paranoia.....	1	1
Not insane.....	3	2	5
Total.....	110	90	200

*Statistics.**Probable causes in those admitted.*

	Male.	Female.	Total.
Unknown.....	5	1	6
Intemperance.....	22	4	26
Imbeciles.....	3	3	6
Epilepsy.....	8	1	9
Heredity.....	7	8	15
Senility.....	9	5	14
Not insane.....	3	2	5
Domestic affliction.....	4	11	15
Parturition.....		11	11
Overwork.....	12	6	18
Masturbation.....	10	3	13
Insolation.....	6	1	7
Menopause.....		8	8
Fright.....	1		1
Influenza.....		4	4
Nostalgia.....	1	2	3
Syphilis.....	7		7
Ill health.....	8	6	14
Chronic brain disease.....	3	1	4
Paranoia.....	1		1
Amenorrhœa.....		6	6
Religion.....		7	7
Total.....	110	90	200

*Statistics.**Duration of insanity previous to admission.*

	Male.	Fe- male.	Total.
One week or less.....	5	6	11
Two weeks.....	5	7	12
Three weeks.....	2	1	3
One month.....	1	1
Six weeks.....	2	3	5
Two months.....	5	2	7
Three months.....	5	3	8
Four months.....	3	3	6
Five months.....	1	1
Six months.....	4	1	5
Seven months.....	1	1
Nine months.....	1	2	3
One year.....	4	5	9
Two years.....	22	12	34
Three years.....	10	8	18
Four years.....	6	3	9
Five years.....	6	8	14
Six years.....	2	3	5
Seven years.....	1	1
Eight years.....	2	1	3
Ten years.....	4	8	12
Fifteen years.....	4	4
Twenty years.....	1	1	2
Thirty years.....	1	1
Unknown.....	7	7	14
Congenital.....	3	3	6
Not insane.....	3	2	5
Total.....	110	90	200

*Statistics.**Nativity of those admitted.*

	Male.	Fe- male.	Total.
United States.....	42	44	86
Germany.....	38	31	69
Ireland.....	7	4	11
England.....	2	5	7
Poland.....	3	1	4
Canada.....	1	2	3
Wales.....	3	3
Holland.....	2	1	3
Ausrtia.....	3	3
Bohemia.....	4	4
New Brunswick.....	1	1
Italy.....	1	1
Switzerland.....	2	2
Norway.....	1	2	3
Total.....	110	90	200

Ages of those admitted.

	Male.	Fe- male.	Total.
Fifteen to twenty years.....	6	8	14
Twenty to twenty-five years.....	13	6	19
Twenty-five to thirty years.....	17	16	33
Thirty to thirty-five years.....	17	19	36
Thirty-five to forty years.....	14	8	22
Forty to forty-five years.....	6	4	10
Forty-five to fifty years.....	14	10	24
Fifty to fifty-five years.....	8	9	17
Fifty-five to sixty years.....	10	5	15
Sixty to sixty-five years.....	1	3	4
Sixty-five to seventy years.....	1	1
Seventy to seventy-five years.....	1	1
Seventy-five to eighty years.....	2	2	4
Total.....	110	90	200

*Statistics.**Occupation of those admitted.*

	Male.	Fe- male.	Total.
Bookkeeper.....	1	1
Cooper.....	1	1
Saloonkeeper.....	1	1
Laborer.....	26	26
None.....	6	6
Unknown.....	6	6
Painter.....	4	4
Letter carrier.....	2	2
Drummer.....	2	2
Tanner.....	2	2
Carpenter.....	10	10
Student.....	2	2
Clerk.....	3	3
Electrician.....	1	1
Glassblower.....	1	1
Jeweler.....	1	1
Farmer.....	7	7
Cabinetmaker.....	1	1
Driver.....	2	2
Machinist.....	4	4
Printer.....	1	1
Merchant.....	2	2
Blacksmith.....	1	1
Boxmaker.....	1	1
Sailor.....	1	1
Waiter.....	1	1
Cigarmaker.....	3	3
Mason.....	1	1
Boilermaker.....	2	2
Broommaker.....	1	1
Music teacher.....	2	2
Malster.....	2	2
Baker.....	1	1
Barber.....	2	2
Mattress maker.....	1	1
Physician.....	3	3
Florist.....	2	2
Laundress.....	1	1
Cook.....	1	1
Domestic.....	32	32
Housewife.....	50	50
Housekeeper.....	4	4
Dressmaker.....	2	2
Total.....	110	90	200

*Statistics.**Causes of death.*

	Male.	Female.	Total.
Exhaustion from acute mania.....	2	3	5
Exhaustion of acute melancholia.....	1	2	3
Exhaustion of chronic mania.....	1	1	2
Exhaustion of dementia.....	5	10	15
Exhaustion of general paresis.....	7	7
Exhaustion of chronic melancholia.....	2	1	3
Pneumonia.....	1	1
Cerebral effusion.....	1	1
Status epilepticus.....	5	5
Phthisis pulmonalis.....	1	2	3
Meningitis.....	1	1
Organic dementia.....	2	2
Recurrent mania.....	1	1	2
Total.....	28	22	50

Statistics.

STATISTICS.

Table showing admissions and discharges during the year, and the number under treatment September 30th, 1894.

	Male.	Fe-male.	Total.
Remaining under treatment Sept. 30th, 1893.....	157	174	331
New admission for the year.....	80	67	147
Re-admissions from parole, bond, etc.....	35	13	48
Whole number treated.....	272	254	526
Average number treated.....	354 ²²² ₈₈₈
Discharged recovered.....	30	23	53
Discharged improved.....	23	12	35
Discharged unimproved.....	16	7	23
Discharged not insane.....	3	3
Trans. to county asylum for chronic insane.....	4	4	8
Died.....	17	22	39
Total discharged.....	93	68	161
Remaining under treatment Sept. 30th, 1894.....	179	186	365

Form of mental disorder on admission.

	Male	Fe-male.	Total.
Mania, acute.....	27	22	49
Mania, chronic.....	6	1	7
Mania, recurrent.....	3	1	4
Mania, puerperal.....	5	5
Melancholia acute.....	29	18	47
Melancholia, chronic.....	9	10	19
Dementia, primary.....	5	1	6
Dementia, secondary.....	6	4	10
Dementia, senile.....	6	10	16
Epilepsy.....	7	2	9
General paresis.....	9	9
Imbecility.....	6	2	8
Not insane.....	2	2
Paranoia.....	2	2
Total.....	115	80	195

*Statistics.**Probable causes in those admitted.*

	Male.	Fe- male.	Total.
Unknown	38	28	66
Labor trouble.....	4	4
Congenital.....	5	1	6
Intemperance.....	31	31
Epilepsy.....	5	1	6
Senility.....	6	10	16
Not insane.....	2	2
Domestic affliction	1	9	10
Parturition.....	5	5
Overwork.....	7	1	8
Masturbation	4	2	6
Climacteric.....	1	1
Traumatism.....	4	4
Lactation	2	2
Syphilis.....	6	1	7
Ill health.....	2	1	3
Hysteria.....	2	2
Amenorrhœa.....	4	4
Religion.....	2	2
Mental worry.....	10	10
Total.....	115	80	195

*Statistics.**Duration of insanity previous to admission.*

	Male.	Fe- male.	Total.
One week or less.....	6	6	12
Two weeks.....	6	3	9
Three weeks.....	3	1	4
One month.....	2	2	4
Six weeks.....	2	3	5
Two months.....	5	3	8
Three months.....	2	1	3
Four months.....	3	3	6
Five months.....	2	2	4
Six months.....	7	5	12
Seven months.....	4	3	7
Nine months.....	4	1	5
One year.....	7	4	11
Two years.....	6	8	14
Three years.....	5	7	12
Four years.....	4	3	7
Five years.....	5	2	7
Six years.....	5	3	8
Seven years.....	2	2	4
Eight years.....	1	2	3
Ten years.....	4	2	6
Fifteen years.....	3	1	4
Twenty years.....	1	1
Unknown.....	20	12	32
Congenital.....	4	1	5
Not insane.....	2	2
Total.....	115	80	195

*Statistics.**Ages of those admitted.*

	Male.	Fe- male.	Total.
Under ten	1	1
Fifteen to twenty.....	5	5	10
Twenty to twenty-five.....	8	14	22
Twenty-five to thirty.....	17	7	24
Thirty to thirty-five.....	25	9	34
Thirty-five to forty.....	23	10	33
Forty to forty-five.....	12	5	17
Forty-five to fifty.....	10	4	14
Fifty to fifty-five.....	3	7	10
Fifty-five to sixty.....	1	6	7
Sixty to sixty-five.....	1	6	7
Sixty-five to seventy.....	5	1	6
Seventy to seventy-five.....	2	3	5
Seventy-five to eighty.....	1	2	3
Eighty to eighty-five.....	1	1	2
Total.....	115	80	195

*Statistics.**Occupation of those admitted.*

	Male.	Female.	Total.
Bookkeeper.....	2	2
Cooper	5	5
Saloonkeeper.....	2	2
Laborer.....	23	23
None	6	2	8
Unknown	1	1
Painter	4	4
Carpenter.....	2	2
Dentist.....	1	1
Rag peddler.....	2	2
Student.....	3	3
Clerk.....	2	2
Bookbinder.....	1	1
Jeweller.....	2	2
Butcher.....	1	1
Farmer.....	4	4
Cabinet maker.....	2	2
Driver.....	2	2
Engineer.....	4	4
Machinist.....	2	2
Tailor.....	2	2
Printer.....	1	1
Merchant.....	5	5
Blacksmith	1	1
Sailor.....	3	3
Cigarmaker.....	4	4
Mason.....	3	3
Barber.....	1	1
Music teacher.....	2	2
Baker.....	3	3
Florist	1	1
Soldier.....	3	3
Car inspector.....	2	2
Wool washer	1	1
Surveyor.....	2	2
Gambler.....	2	2
Canvasser.....	2	2
Knitter.....	1	1
Policeman.....	1	1
Telephone girl.....	1	1
Horse dealer.....	1	1
Tinsmith	1	1
Trunk maker.....	1	1
Druggist.....	1	1
Domestic.....	20	20
House wife.....	49	49
Sewing girl.....	3	3
Shoe stitcher.....	1	1
Housekeeper.....	3	3
Nurse.....	1	1
Total.....	115	80	195

*Statistics.**Nativity of those admitted.*

	Male.	Fe- male.	Total.
United States.....	47	41	88
Germany.....	41	26	67
Ireland.....	12	3	15
England.....	1	1	2
Poland.....	1	3	4
Canada.....	1	2	3
Holland.....	1	1
Austria.....	2	2
Russia.....	2	1	3
Bohemia.....	2	1	3
New Brunswick.....	1	1
Switzerland.....	1	1
Norway.....	2	1	3
Belgium.....	1	1
Denmark.....	1	1
Total.....	115	80	195

Statistics.

Causes of death.

	Male.	Fe- male.	Total.
Exhaustion from acute mania.....	3	4	7
Exhaustion from acute melancholia.....		2	2
Exhaustion from chronic mania.....		1	1
Exhaustion from secondary dementia.....	1	1	2
Exhaustion from senile dementia.....	4	8	12
Exhaustion from general paresis.....	3		3
Exhaustion from chronic melancholia.....	2		2
Exhaustion from recurrent mania.....	1	1	2
Cerebral effusion.....	1		1
Status epilepticus.....	1	2	3
Pulmonary phthisis.....		1	1
Acute pericarditis and melancholia.....	1	1	2
Exhaustion phlegmonous erysipilis in course of senile, dementia.....		1	1
Total.....	17	22	39

BIENNIAL REPORT

OF THE


ADJUTANT GENERAL

OF THE

STATE OF WISCONSIN.

FOR THE

Two Fiscal Years Ending September 30, 1894.



MADISON, WISCONSIN:
DEMOCRAT PRINTING COMPANY, STATE PRINTER.
1894.

EMPLOYES IN ADJUTANT GENERAL'S OFFICE.

NATIONAL GUARD DIVISION.

MAJ. WM. B. McPHERSON	Spencer	Dec. 1, 1891
MARY W. PRIESTLEY	Mineral Point	Jan. 5, 1891
AGNES L. MORRISSY	Janesville	Feb. 1, 1891

PENSION DIVISION.

DELOS H. BROWN	Fort Atkinson	Jan. 6, 1891
----------------------	---------------------	--------------

WAR RECORD DIVISION.

JOSEPH H. JANDA	Kewaunee	Jan. 5, 1891
HENRY C ALLEN	Beloit	Jan. 16, 1891

STATE OF WISCONSIN.

REPORT OF THE ADJUTANT GENERAL.

To His Excellency GEORGE W. PECK,

Governor and Commander-in-Chief.

SIR:—I have the honor to transmit the report of this department for the two years ending September 30th, 1894, as follows:

INTRODUCTORY.

By virtue of your appointment, I assumed the duties of Adjutant General of the State of Wisconsin on the 15th day of December, 1893, relieving General Joseph B. Doe, who had been called to filled the exalted position of Assistant Secretary of War, at Washington.

I found the National Guard of this state in a favorable condition with the exception of a few companies. The new military code adopted by the preceding legislature had not yet had time to appreciably affect the work or discipline of the guard, for the reason that the new rules and regulations had not been published and distributed. Now, however, this has been done, and though the new rules make some radical changes in the matter of reports and company business methods, the necessity for these changes is made more evident as the new system progresses, and all the officers commanding the different organizations appear anxious to work up to the new requirements.

Active Service.

The personnel of the Guard is excellent, and as a rule the officers are intelligent and enthusiastic, striving earnestly to advance the efficiency of their commands, and to awaken a spirit of emulation among the enlisted men in drill, discipline and target practice, that shows good results in the late inspections, and in the work and attendance at the last annual encampment. The possibilities of improvement are still great, and with continued watchful care and encouragement from the commander-in-chief and staff, the chances for constant, rapid advancement are excellent.

ACTIVE SERVICE.

Twice during the past two years has the National Guard of this state been called out for active service, but in the second instance they did not leave their stations. On the 15th day of April, 1893, the Commander-in-Chief received a telegram from the sheriff of Rock county, saying that he could not remove a prisoner from the jail at Clinton Junction because of the presence of an angry mob, which threatened to lynch said prisoner, and asking for military aid.

The aid was promptly furnished by ordering Company "I," First Infantry, to the scene of trouble by special train, and under the direction of Gen. Doe, the prisoner was successfully rescued and delivered safely at the jail at Baraboo.

The prompt and soldierly action of the officers and men of Company "I" was all that could be desired, and won the hearty commendation of the Adjutant General and Commander-in-Chief.

On July 8th, 1894, your Excellency received a telegram from E. W. Winter, General Manager of the Chicago, St. Paul, Minneapolis & Omaha Ry., in which he stated that he requested the sheriff of Washburn county to furnish him aid to transact the regular business of his road at Spooner, Wisconsin, where a mob of strikers and their sympathizers had prevented the running of trains, and asked the assistance of state troops to enable them to operate their road.

Active Service.

Your Excellency not receiving this request from an official source, telegraphed the sheriff of Washburn county for full information on the subject, and received a reply to the effect that he, the sheriff, was powerless to prevent lawlessness with any posse which could be raised, and that troops were necessary for the purpose of keeping traffic open. On the strength of this telegram you directed me to order under arms and hold in readiness to move at a moment's notice, four companies of the Third Infantry. The following companies were ordered to assemble at their respective armories, and Colonel Moore notified by telegram to assume command: Companies "E" and "L" at Eau Claire, Company "H," Menomonie and Company "C," Hudson.

Owing to the fact that it was Sunday night about 11:30, and that all the offices of the Western Union Telegraph Company were closed, telegrams had to be sent over railway companies' wires, and for the prompt service and delivery of the same thanks are due Supt McKenna, of the Chicago, Milwaukee & St. Paul road, and his chief of telegraph service, Mr. Fry, who rendered willing and valuable assistance. The promptness with which these four companies assembled under arms at their respective armories, in the middle of the night and at an unexpected call, shows the remarkable degree of efficiency which the Wisconsin National Guard has attained, and was a genuine surprise to regular army officers and all persons interested in military matters. The time in which each company reported for duty as given in the official reports is as follows: Company "E" Third Infantry, Eau Claire, Captain Joseph M. Ballard, received telegram at 12:20 A. M. and at 2:15 A. M. had fifty-seven (57) officers and enlisted men present for duty, which comprised every member of the company within the city limits.

Company "C," Third Infantry, Hudson, Captain George J. Nash, received telegram at 12:10, and at 1:30 fifty (50) men reported for duty, and at 3:30 the company was ready to move, fully equipped.

Active Service.

Company "H," Third Infantry, Menomonie, Captain Louis O. Haugen, received telegram at 12:30 A. M. and had fifty-seven (57) officers and men for duty fully equipped, at 4:30 A. M.

Company "L," Third Infantry, Eau Claire, Captain Christopher Schlosser, failed to state in his report when my telegram was received (but it was no doubt received at about the same time as that reported by Captain Ballard), and he reported fifty one (51) men present for duty but failed to state the exact time, it was however between 2 and 3 A. M.

Shortly after the troops were under arms, the sheriff of Washburn county telegraphed that he thought the strikers might be handled without the assistance of troupes, and to withhold them for a time. At the same time Mr. Winter telegraphed that an effort to move trains had been unsuccessful. As the reports from Spooner were very conflicting, your Excellency dispatched to the scene of trouble Quartermaster General Louis Auer, who arrived at Spooner on July 10th and immediately fully investigated matters, and received promises from the leaders of the strike that they would allow the trains to run, and would commit no depredations. On the strength of these promises of the strikers backed by assurances of the citizens of Spooner, General Auer started to return, but when he reached Eau Claire he was recalled to Spooner as the strikers had broken their promises and renewed their interference with moving of trains. On General Auer's arrival at Spooner he tried a different course of persuasion. Personally going into the freight yards he addressed the strikers saying that if they did not at once allow trains to depart and cease all interference with them, he should have troops ordered up at once, and he remained in the yards until all trains ready to move had pulled out without trouble or interference. It is not exaggeration to say that the personal presence and determined action of Gen. Auer alone prevented the forwarding of troops to Spooner, and possibly a conflict with the rioters.

On the return of Gen. Auer the troops were ordered to

Active Service.

disband, and a telegram sent by your Excellency to Col. Moore thanking him and the troops under his command for their prompt response to the call, and soldierly bearing while on duty.

On another occasion a request for troops was made by the citizens of Ashland, and the Commander-in-Chief again showed his good judgment by sending a member of his staff to the scene of trouble, and although matters were serious and an outbreak apparently imminent, the officer was successful in arranging matters satisfactorily to all parties, without calling on the military for aid.

It is a matter of congratulation to your Excellency and to the citizens of Wisconsin, that through a time of serious trouble on account of strikes, which spread all over the country, and which in many cases called for military force, no conflict was precipitated within the borders of this state, and this is due very largely to the good judgment shown by you in dealing promptly and rationally with the turbulent strikers, and in your determination to exhaust all other means and methods before using the military force.

Nevertheless recent events have further emphasized the necessity for a well equipped and efficient military force, which can be placed under arms on short notice and can be relied upon to give all required aid in supporting the authorities of the state, and in quelling any uprising which civil authorities find it beyond their power to control, and the fact is again emphasized that expenditures for the maintenance of our National Guard is money well spent, and may result in saving to the citizens of the state greater value in one day than it costs in many years.

During the past two years the troops have again received new uniforms throughout, and with the exception of blankets and mess outfits are fully equipped for active service. I earnestly recommend that at an early date they be furnished with mess outfits and woolen and rubber blankets, and also that new arms

Inspections.

be procured at the earliest possible date, as the rifles now in use are mainly of the pattern of 1878 and 1884, and are fast becoming unserviceable, the larger portion of them being now totally unfit for target work.

I further recommend that at the earliest practicable date the troops of the Wisconsin National Guard be organized into a brigade.

This change is contemplated by the new military code, has been earnestly recommended by all regular army inspecting officers for years, and regarded by every prominent officer of the Guard as a consummation to be worked for that would bring great benefit to the state organization.

Great improvements have been made at the military reservation near Camp Douglas, chief among which is the water works put in during the past summer, and which, during the phenomenal heat and dust of the last encampment, was of the greatest benefit to the troops. The Quartermaster General will no doubt treat fully of these matters in his report.

INSPECTIONS.

William L. Buck, First Lieutenant 13th U. S. Infantry, has been on detail with our National Guard during the past two years, as Assistant Inspector General, and has rendered invaluable service. His inspections have been thorough, and his reports have been so minute and exhaustive in detail as to interest every National Guard officer, and they will be studied and compared by them to the advantage of the Guard, long after Lieut. Buck has taken his departure from us. In his painstaking work, and his desire to render every possible assistance, he has won the hearty thanks and good will of every National Guardsman in the state.

During the encampment of 1893, the Secretary of War detailed for service as inspecting officer, Captain Edwin P. Andrus, 5th U. S. Cavalry. Captain Andrus had been on duty with us before, and was heartily welcomed by all who had pre-

Relief Matters.

viously known him. His work was entirely satisfactory, and an urgent request was sent to the Adjutant General U. S. A. for his detail with us again this year; but he was so far away that the request was denied, and Captain Charles Hobart, 3rd U. S. Infantry, detailed for the purpose. Captain Hobart was a worthy successor to Capt. Andrus, and made hosts of friends by his faithful, conscientious work and genial manners. The encampments have shown a steady increase in the percentage of attendance at camp, and in the efficiency of the different organizations, and much of this increase is due to the high character and qualifications of the regular army officers whom it has been our good fortune to have detailed for instructors and inspecting officers.

It was hoped and expected that we would have in camp the past season a large detachment of regular troops, representing the three arms of the service, but owing to the labor troubles this was prevented. It is believed, however, that if proper steps are taken, a good contingent of regulars may be secured to encamp with our troops next season, and it will be an object lesson of great advantage to our National Guard if it can be brought about.

RELIEF MATTERS.

During the past two years a portion of our people have suffered disaster—first from the industrial depression, and later from fires.

About December, 1893, the iron miners at Hurley and vicinity were thrown out of work, and were soon in a destitute condition. Your Excellency at once took measures to organize a system of relief which should be adequate and at the same time impartial, and through the assistance of members of your staff, this project was successfully carried out.

During the summer of 1894, forest fires destroyed many homes and much property in the northwestern part of the state, and the same system of relief was inaugurated. Supplies were

Condition of Office Work.

received from all parts of the state, the citizens responding nobly to your call for aid, and none of the unfortunates were allowed to suffer for want of food or clothing, and in many instances they were aided in rebuilding their homes, and in feeding their stock. At the present time practically all have been cared for, yet it is more than likely that some will need further aid this winter. Among the many who were conspicuous in gathering and distributing the necessary supplies, none rendered more signal and efficient service than Colonel William J. Boyle, A. D. C., on your staff. Colonel Boyle was untiring in his efforts to second the plans of your Excellency, and to forward the contributions as they were received, and the amount of work which he performed was really marvelous. Colonel Boyle has the satisfaction of knowing that his work and aid were appreciated by your Excellency, and we are sure it is also appreciated by the people of the state.

CONDITION OF OFFICE WORK.

Since last report the copy for the new roster of Wisconsin Volunteers has been completed; an alphabetical list of all Wisconsin soldiers in the late war prepared for use of the office, which is of great value and in daily use, and two clerks are now completing an alphabetical index to the hospital records on file in the office, which will also be of great value. This work will be completed by the end of the year, after which no clerks will be necessary except those connected with the routine work of the office, including the pension division.

During the past year facilities for caring for office records and papers have been vastly improved by substituting steel compressing files and roller shelves for the old wooden boxes and shelves in the vault, which had become so crowded and piled up with papers that it was very difficult to find records not in daily use, without much loss of time. Now less than half the boxes hold all important papers, and the expensive record-books can be handled with but a small per cent. of the

Rifle Practice—Pension Work.

former friction and wear. The permanent improvement noticeable in the whole state building, and made under the direction of your Excellency, is nowhere of greater utility and value than that made in this office.

RIFLE PRACTICE.

In the late encampment, under the advice of Lieut. Buck, Colonel and Assistant Inspector General, a programme was adopted which required every member of the Guard to fire upon the range, and this was carried out, only a few being exempted for special reasons. This change had a good effect in bringing to the targets men who to their surprise found that with practice they would make marksmen or sharpshooters, and it will have the further effect of stimulating the interest in rifle practice in the gallery and on the home ranges. Under new rules, the attendance, work and target record of each company in camp is now made a part of the grand total of credit, and it is recommended that a suitable trophy be provided by the state to be awarded annually to the company making the highest aggregate score on all markings for company membership, inspections, attendance, camp duties and target practice. Some companies have recently adopted the plan of awarding prizes for team or squad shooting in the armory and on the home range, and this practice is earnestly commended to all company commanders, as one of the best means to arouse interest in target work among the enlisted men.

PENSION DIVISION.

The pension work of this department has been for four years in charge of Mr. D. H. Brown, whose devotion to the work and strict attention to the minute and oftentimes trying details of the numerous "calls," "applications," "affidavits," etc., which pertain to it, has been in the highest degree commendable, and has, I believe, been appreciated by the numerous claimants whose interests he has conscientiously endeavored to serve to the best of his ability.

Expenditures.

Following is a synopsis of the work done in this division: Total number of claims filed since April 27, 1889 (date of transfer of the duties of the former State Agent for Pensions to the Adjutant General's department), is 2,395. From September 30, 1892 (date of last report), there have been 232 new claims filed. During the same period notices of allowance have been received in 219 cases, and of rejection in 224 cases. Of the 219 claims allowed, 175 were original and 44 were increase claims; and of the 224 rejected, 87 were original and 137 were claims for increase. The average monthly pension in the original claims allowed is about ten dollars.

In the prosecution of these cases, full copies of the 232 applications have been made and retained for the files of this office, and the originals transmitted to the Bureau of Pensions.

About twelve hundred separate pieces of testimony in support of these claims have been received, examined, copied and forwarded to the bureau, and nearly four thousand letters have been written, copied and mailed.

In addition to the above, about seventy-five pension vouchers have been executed on each quarterly pay day, free of charge, saving to the pensioners in notarial fees during the two years not less than \$150.00.

EXPENDITURES.

The following is an itemized statement of all expenditures of the Adjutant General's Department, for the two years ending September 30th, 1894. Those in the Quartermaster General's Department will appear in the Quartermaster Master General's report:

COMPILING WAR RECORDS.

H. C. Allen	\$1,380 00
Theo. F. Ballering	345 00
Lena Bresee	210 00
F. W. Grumm	460 00
O. S. Holum	345 00
Jos. H. Janda	1,380 00
Gustav A. Kuechle	230 00
Agnes L. Morrissy	770 00
Mary W. Priestley	840 00
Louis Ungrodt	345 00
	<hr/>
	\$6,305 00

Expenditures.

MILITIA.

Appleton Light Infantry, armory fund.....	\$300 00
Appleton Light Infantry, uniform fund	275 00
D. H. Brown, pension clerk	1,380 00
M. W. Burns, pay, W. N. G.....	7 00
E. S. Burroughs, pay, W. N. G.....	6 67
Badger State Rifles, armory fund.....	300 00
Budger State Rifles, uniform fund.....	230 00
Beaver Dam Guards, armory fund.....	300 00
Beaver Dam Guards, uniform fund.....	275 00
Beloit City Guards, armory fund.....	\$300 00
Beloit City Guards, uniform fund	240 00
R. G. Buglas, service on board of survey.....	8 44
Wm. L. Buck, expenses inspecting W. N. G.....	505 10
C. L. Clark, military secretary' salary.....	405 47
Fred P. Cook, pay W. N. G.....	6 67
Custer Rifles, armory fund.....	300 00
Custer Rifles, uniform fund.....	285 00
Chapman Guards, armory fund.....	300 00
Chapman Guards, uniform fund.....	280 00
Capt. P. H. Conley, pay W. N. G.....	14 00
Jos. B. Doe, adjutant general, salary.....	2,027 39
Jos. B. Doe, adjutant general, expenses.....	410 00
Jos. B. Doe, adjutant general, books.....	90 00
Jos. B. Doe, adjutant general, publishing notice organization Co. "M," 3d Regt	7 75
Darlington Rifles, armory fund	300 00
Darlington Rifles, uniform fund.....	280 00
Eau Claire Light Guards, armory fund.	300 00
Eau Claire Light Guards, uniform fund.....	240 00
Evergreen City Guards, armory fund.....	300 00
Evergreen City Guards, uniform fund.....	265 00
Harry W. Ellis, labor W. N. G.....	35 00
Jacob M. Everly, 2d Lieut. Light Horse Squadron, W. N. G.....	27 12
First Light Battery, extra horse hire.....	300 00
First Light Battery, armory fund.....	800 00
First Light Battery, uniform fund.....	260 00
Fond du Lac Guards, armory fund.....	300 00
Fond du Lac Guards, uniform fund.....	325 00
Capt. H. S. Fuller, pay inter-state rifle contest.....	24 24
J. J. Foley, pay inter-state rifle contest.....	6 67
Capt. W. J. Grant, pay and sub. Light Horse Squadron, W. N. G..	588 18
Capt. George Graham, pay inter-state rifle contest.....	30 84
Capt. Wm. A. Grimmer, pay inter-state rifle contest	7 00
James Gibson, pay inter-state rifle contest.....	7 00
J. G. Graham, pay inter-state rifle contest	6 67
Capt. W. J. Grant, Light Horse Squadron, expense and transporta- tion dedication exercises at World's Fair.....	247 50
Guppy Guards, armory fund.....	300 00

Expenditures.

Guppy Guards, uniform fund.....	\$270 00
Griffin Rifles, armory fund	300 00
Griffin Rifles, uniform fund.	245 00
Governor's Guards, La Crosse, armory fund.....	300 00
Governor's Guards, La Crosse, uniform fund.....	325 00
Governor's Guards, Madison, armory fund.....	300 00
Governor's Guards, Madison, uniform fund.....	370 00
Elmer Hamilton, pay inter-state rifle contest.....	7 66
W. H. Hammon, pay inter-state rifle contest.....	7 00
Hudson City Guards, armory fund	300 00
Hudson City Guards, uniform fund....	245 00
Hoard Rifles, armory fund.....	300 00
Hoard Rifles, uniform fund.....	270 00
O. R. Jackson, pay inter-state rifle contest.....	6 67
Janesville Light Infantry, armory fund.....	300 00
Janesville Light Infantry, uniform fund..	230 00
Capt. Geo. H. Joachim, pay and sub. Co. "I," W. N. G., special duty.....	113 79
Capt. J. B. Kerr, inspector W. N. G.....	238 30
Robt. A. Kane, pay inter-state rifle contest.....	6 67
E. H. Kehr, pay inter-state rifle contest.....	6 67
Kosciusko Guards, armory fund.....	300 00
Kosciusko Guards, uniform fund.....	250 00
Joseph Kalt, subsistence W. N. G., Milwaukee fire.....	23 10
J. E. Lambert, pay inter-state rifle contest.....	6 67
Light Horse Squadron, armory fund	800 00
Light Horse Squadron, uniform fund.....	200 00
Ludington Guards, armory fund.....	300 00
Ludington Guards, uniform fund.....	250 00
Lincoln Guards, armory fund	300 00
Lincoln Guards, uniform fund.....	220 00
W. B. McPherson, Asst. Adj. Gen'l, salary.....	1,380 00
W. B. McPherson, engraving marksman's buttons.....	4 00
Manitowoc Volunteers, armory fund.....	300 00
Manitowoc Volunteers, uniform fund.....	265 00
Marinette Guards, armory fund	300 00
Marinette Guards, uniform fund.....	225 00
Mauston Light Guards, armory fund.....	300 00
Mauston Light Guards, uniform fund.....	270 00
Monroe City Guards, armory fund.....	300 00
Monroe City Guards, uniform fund.....	315 00
John C. Ohnsted, pay inter-state rifle contest.....	19 33
Ole J. Oleson, pay inter-state rifle contest.....	6 67
Oconto Centennial Rifles, armory fund.....	300 00
Oconto Centennial Rifles, uniform fund.....	325 00
Oshkosh Rifles, armory fund	300 00
Oshkosh Rifles, uniform fund.....	280 00
Oshkosh Guards, armory fund.....	300 00
Oshkosh Guards, uniform fund.....	270 00
Chas. M. Parsons, pay inter-state rifle contest.....	6 67

Expenditures.

Pabst Guards, armory fund.....	300 00
Pabst Guards, uniform fund.....	260 00
F. F. Proudfit, paymaster general 1st Reg. W. N. G.....	7,041 52
F. F. Proudfit, paymaster general 2d Regt. W. N. G.....	9,882 08
F. F. Proudfit, paymaster general 3rd Regt. W. N. G.....	10,230 17
F. F. Proudfit, paymaster general 4th Regt. W. N. G.....	5,964 90
F. F. Proudfit, paymaster general, Light Horse Squadron W. N. G..	307 64
F. F. Proudfit, paymaster general, expenses.....	4 15
F. F. Proudfit, paymaster general, First Light Battery, W. N. G....	712 65
Capt. Tom J Rogers, pay inter-state rifle contest.....	7 00
Racine Light Guards, armory fund.....	300 0
Racine Light Guards, uniform fund.....	215 00
Rankin Guards, armory fund.....	300 00
Rankin Guards, uniform fund.....	235 00
Ripon Rifles, armory fund.....	300 00
Ripon Rifles, uniform fund.....	195 00
Rusk Guards, armory fund.....	300 00
Rusk Guards, uniform fund.....	335 00
General J. N. Reece, adjt. genl. Illinois N. G., one third share medals	16 66
Capt. Tom J. Rogers, services on pay roll 1st Inf.....	14 00
First Lieut. John G. Salsman, pay Light Horse Squadron.....	28 93
C. E. Schultz, pay inter-state rifle contest.....	6 67
Frank A. Sullivan, pay inter-state rifle contest.....	19 32
Sparta rifles, armory fund.....	300 00
Sparta Rifles, uniform fund.....	210 00
Sheridan Guards, armory fund.....	300 00
Sheridan Guards, uniform fund.....	210 00
Sherman Guards, armory fund.....	300 00
Sherman guards, uniform fund.....	290 00
Chas. H. Tucker, pay inter-state rifle contest.....	6 67
Tomah Guards, armory fund.....	300 00
Tomah Guards, uniform fund.....	240 00
C. J. Van Etta, pay inter-state rifle contest.....	7 00
Lieut. Chas. R. Williams, sub. and pay inter-state rifle contest.....	153 32
W. F. Winsor, pay inter-state rifle contest.....	8 33
Wausau Light Guards, armory fund.....	300 00
Wausau Light Guards, uniform fund.....	310 00
J. B. Whiting, labor W. N. G.....	26 52
Gurdon H. Winsor, inspecting W. N. G.....	252 96
Capt. Oscar B. Zwietusch, pay inter-state rifle contest.....	27 18
Capt. Oscar B. Zwietusch, expenses dedicatory exercises World's Fair.....	21 78
Printing.....	525 00
Postage.....	288 00
Telegrams.....	17 25
Expressage.....	8 05

Total for 1893

\$72,844 75

Expenditures.

Printing.....	\$210 02
Postage.....	256 09
Telegrams.....	430 00
Expressage.....	21 68
D. H. Brown, pension clerk.....	1,380 00
W. L. Buck, expenses inspection W. N. G.....	497 20
P. H. Conley, services.....	3 00
Co. "A," 1st Regt., uniform fund.....	270 00
Co. "A," 1st Regt., armory fund.....	300 00
Co. "L," 2d Regt., uniform fund.....	185 00
Co. "L," 2d Regt., armory fund.....	300 00
Clarence L. Clark, military secretary.....	33 00
Co. "B," 1st Regt., uniform fund.....	265 00
Co. "B," 1st Regt., armory fund.....	300 00
Co. "C," 1st Regt., uniform fund.....	275 00
Co. "C," 1st Regt., armory fund.....	300 00
Co. "E," 1st Regt., uniform fund.....	275 00
Co. "E," 1st Regt., armory fund.....	300 00
Co. "F," 1st Regt., uniform fund.....	230 00
Co. "F," 1st Regt., armory fund.....	400 00
Co. "H," 1st Regt., uniform fund.....	270 09
Co. "H," 1st Regt., armory fund.....	300 00
Co. "I," 1st Regt., uniform fund.....	286 00
Co. "I," 1st Regt., armory fund.....	300 00
Co. "K," 1st Regt., uniform fund.....	260 00
Co. "K," 1st Regt., armory fund.....	300 00
Co. "B," 2d Regt., uniform fund.....	260 00
Co. "B," 2d Regt., armory fund.....	400 00
Co. "C," 2d Regt., uniform fund.....	265 00
Co. "C," 2d Regt., armory fund.....	300 00
Co. "D," 2d Regt., uniform fund.....	200 00
Co. "D," 2d Regt., armory fund.....	300 00
Co. "E," 2d Regt., uniform fund.....	295 00
Co. "E," 2d Regt., armory fund.....	300 00
Co. "F," 2d Regt., uniform fund.....	250 00
Co. "F," 2d Regt., armory fund.....	400 00
Co. "G," 2d Regt., uniform fund.....	275 00
Co. "H," 2d Regt., armory fund.....	300 00
Co. "H," 2d Regt., uniform fund.....	250 00
Co. "H," 2d Regt., armory fund.....	300 00
Co. "I," 2d Regt., uniform fund.....	320 00
Co. "I," 2d Regt., armory fund.....	300 00
Co. "K," 2d Regt., uniform fund.....	305 00
Co. "K," 2d Regt., armory fund.....	300 00
Co. "M," 2d Regt., uniform fund.....	325 00
Co. "M," 2d Regt., armory fund.....	300 00
Co. "A," 3d Regt., uniform fund.....	290 00
Co. "A," 3d Regt., armory fund.....	300 00
Co. "B," 3d Regt., uniform fund.....	315 00
Co. "B," 3d Regt., armory fund.....	400 00
Co. "C," 3d Regt., uniform fund.....	300 00

Expenditures.

Co. "C," 3d Regt., armory fund.....	\$300 00
Co. "D," 3d Regt., uniform fund.....	240 00
Co. "D," 3d Regt., armory fund.....	300 00
Co. "E," 3d Regt., uniform fund.....	290 00
Co. "E," 3d Regt., armory fund.....	300 00
Co. "F," 3d Regt., uniform fund.....	245 00
Co. "F," 3d Regt., armory fund.....	300 00
Co. "G," 3d Regt., uniform fund.....	270 00
Co. "G," 3d Regt., armory fund.....	300 00
Co. "H," 3d Regt., uniform fund.....	265 00
Co. "H," 3d Regt., armory fund.....	300 00
Co. "I," 3d Regt., uniform fund.....	260 00
Co. "I," 3d Regt., armory fund.....	300 00
Co. "K," 3d Regt., uniform fund.....	240 00
Co. "K," 3d Regt., armory fund.....	300 00
Co. "L," 3d Regt., uniform fund.....	240 00
Co. "L," 3d Regt., armory fund.....	300 00
Co. "M," 3d Regt., uniform fund.....	295 00
Co. "M," 3d Regt., armory fund.....	400 00
Co. "A," 4th Regt., uniform fund.....	230 00
Co. "A," 4th Regt., armory fund.....	500 00
Co. "B," 4th Regt., uniform fund.....	325 00
Co. "B," 4th Regt., armory fund.....	500 00
Co. "C," 4th Regt., uniform fund.....	285 00
Co. "C," 4th Regt., armory fund.....	500 00
Co. "D," 4th Regt., uniform fund.....	245 00
Co. "D," 4th Regt., armory fund.....	500 00
Co. "E," 4th Regt., uniform fund.....	240 00
Co. "E," 4th Regt., armory fund.....	500 00
Co. "F," 4th Regt., uniform fund.....	255 00
Co. "F," 4th Regt., armory fund.....	500 00
Co. "G," 4th Regt., uniform fund.....	260 00
Co. "G," 4th Regt., armory fund.....	500 00
Co. "H," 4th Regt., uniform fund.....	210 00
Co. "H," 4th Regt., armory fund.....	500 00
Joseph B. Doe, salary adjutant general.....	416 50
Joseph B. Doe, expenses adjutant general.....	79 20
1st Light Battery, uniform fund.....	275 00
1st Light Battery, armory fund.....	800 00
1st Light Battery, special duty in 1893.....	300 00
Otto H. Falk, salary adjutant general.....	1,416 53
Otto H. Falk, expenses adjutant general.....	201 71
Col. A. F. Caldwell, expenses Regtl. Hdqrs.....	100 00
Col. G. H. Windsor, Insp. small arm practice.....	299 41
Geo. H. Joachim, service at Racine.....	28 45
John J. Lynch, service at Racine.....	11 84
Horace M. Seaman, services at Racine.....	18 08
Edward I. Slupecki, services at Racine.....	16 44
Light Horse Squadron, armory fund.....	800 00
Light Horse Squadron, uniform fund.....	220 00
Light Horse Squadron, expenses, 1893.....	300 00
W. B. McPherson, Asst. Adj. Gen'l, salary.....	1,280 00

Expenditures.

W. B. McPherson, Asst. Adj. Gen'l, expenses.....	\$7 00
Col. Martin T. Moore, expenses.....	100 00
George P. Mathes, military secretary.....	387 00
Dr. T. D. Nicoll, services W. N. G.....	15 00
Non-Com. staff and band 1st Regt., W. N. G.....	100 00
Non-Com. staff and band 2d Regt., W. N. G.....	145 00
Non-Com. staff and band 3d Regt., W. N. G.....	110 00
Non-Com. staff and band 4th Regt., W. N. G.....	115 00
F. F. Proudfit, paymaster general, W. N. G., subsistence and expense rifle team.....	969 68
F. F. Proudfit, paymaster general, subsistence and expense, 1st Regt., W. N. G.....	7,711 55
F. F. Proudfit, paymaster general, subsistence and expense, 2d Regt., W. N. G.....	10,830 61
F. F. Proudfit, paymaster general, subsistence and expense, 3d Regt., W. N. G.....	10,974 76
F. F. Proudfit, paymaster general, subsistence and expense, 4th Regt., W. N. G.....	6,146 29
F. F. Proudfit, paymaster general, subsistence and expense, 1st Cavalry, W. N. G.....	492 64
F. F. Proudfit, paymaster general, subsistence and expense, 1st Light Artillery, W. N. G.....	826 30
F. F. Proudfit, paymaster general, subsistence and expense, rifle competition.....	1,209 12
F. F. Proudfit, paymaster general, expenses.....	9 80
W. H. Patton, expenses.....	100 00
Capt. Jos. B. Whiting, Instructor W. N. G.....	15 68
Capt. J. M. Ballard, Co. "E" (Eau Claire strike).....	346 26
Lieut. Samuel P. Crabbe (Eau Claire strike).....	12 66
Lieut. Thomas F. Cochrane (Eau Claire strike).....	12 56
Lieut. Charles J. McDowell (Eau Claire strike).....	13 56
Capt. Louis O. Haugen (Eau Claire strike).....	340 26
Capt. C. F. King (Eau Claire strike).....	15 89
Lieut. Otto H. Kitzman (Eau Claire strike).....	13 56
Capt. Edward H. Grannis (Eau Claire strike).....	19 23
Lieut. Anton Magnuson (Eau Claire strike).....	12 66
Capt. George J. Nash (Eau Claire strike).....	298 26
Lieut. Hiram E. Nye (Eau Claire strike).....	12 66
Col. M. T. Moore (Eau Claire strike).....	82 56
Lieut. John C. Ohnstad (Eau Claire strike).....	13 56
Capt. Christopher Schlosser (Eau Claire strike).....	304 26
Lieut. Peter Schlosser (Eau Claire strike).....	12 66
Capt. Orlando Holway (Eau Claire strike).....	26 32
Major Julius E. Kircheis (Eau Claire strike).....	35 60
Mary W. Priestly, National Guard clerk.....	840 00
Agnes L. Morrissy, stenographer.....	910 00
D. H. Brown, pension clerk.....	1,389 00
H. C. Allen, compiling war records.....	1,380 00
J. H. Janda, compiling war records.....	1,380 00
Total for 1894.....	\$80,942 31
Total for 1893 and 1894.....	\$153,787 06

Organization and Enrollment.

Following is the present organization and enrollment of the Wisconsin National Guard:

	Com- mis- sioned Offi- cers.	En- listed Men.	Total.
General Staff.....	15		15
Medical Staff.....	16		16
FIRST INFANTRY.			
Field and Staff.....	9		9
Non-commissioned Staff.....		5	5
Band.....		26	26
Company "A," Janesville.....	3	53	56
Company "B," Ft. Atkinson.....	3	54	57
Company "C," Whitewater.....	3	59	62
Company "D," Darlington.....	3	56	59
Company "E," Beloit.....	3	57	60
Company "F," Racine.....	3	66	69
Company "G," Madison.....	3	65	68
Company "H," Monroe.....	3	51	54
	33	492	525
SECOND INFANTRY			
Field and Staff.....	9		9
Non commissioned Staff.....		5	5
Band.....		24	24
Company "A," Marshfield.....	3	54	57
Company "B," Oshkosh.....	3	62	65
Company "C," Sheboygan.....	3	60	63
Company "D," Ripon.....	3	48	51
Company "E," Fond du Lac.....	3	56	59
Company "F," Oshkosh.....	3	62	65
Company "G," Appleton.....	3	56	59
Company "H," Manitowoc.....	3	57	60
Company "I," Marinette.....	2	58	61
Company "K," Beaver Dam.....	3	62	65
Company "L," Ashland.....	3	49	52
Company "M," Oconto.....	3	64	67
	45	717	762

Organization and Enrollment.

	Com- mis- sioned Off- cers.	En- listed Men.	Total.
THIRD INFANTRY.			
Field and Staff.....	8	8
Non-commissioned Staff.....	4	4
Band.....	24	24
Company "A," Neillsville.....	3	65	68
Company "B," La Crosse.....	3	53	56
Company "C," Hudson.....	3	50	53
Company "D," Mauston ..	2	51	53
Company "E," Eau Claire.....	3	64	67
Company "F," Portage.....	3	54	57
Company "G," Wausau.....	3	56	59
Company "H," Menomonie.....	3	60	63
Company "I," Sparta.....	3	48	51
Company "K," Tomah.....	3	51	54
Company "L," Eau Claire.....	3	52	55
Company "M," La Crosse.....	3	58	61
	43	690	733
FOURTH INFANTRY.			
Field and Staff.....	8	8
Non-commissioned Staff.....	4	4
Band.....	24	24
Company "A," Milwaukee.....	3	53	56
Company "B," Milwaukee.....	1	66	67
Company "C," Milwaukee.....	2	53	55
Company "D," Milwaukee.....	3	48	51
Company "E," Milwaukee.....	3	46	49
Company "F," Milwaukee.....	2	58	60
Company "G," Milwaukee.....	3	61	64
Company "H," Milwaukee.....	3	49	52
	28	462	490
Troop "A" First Cavalry.....	3	48	51
	3	48	51
Battery "A" First Light Artillery.....	4	57	61
	4	57	61
Total Enrollment.....	187	2,466	2,653

Acknowledgments.

CONCLUSION.

In conclusion I desire to tender my hearty thanks for the kind indulgence and cordial co-operation of your Excellency on all occasions.

Whatever of success has been attained in the administration of the affairs of my office, is largely due to the hearty good will, harmony and confidence which has existed between the Commander-in-Chief, the Quartermaster General and the Adjutant General, in their military plans and work.

To Quartermaster General Auer and his able assistants, as also to Col. Mathes, your Excellency's efficient military secretary, I am indebted for unvarying courtesy and valuable aid.

The duties of Assistant Adjutant General have been most creditably performed by Major Wm. B. McPherson. He has been faithful, conscientious and reliable in the discharge of every duty, and I express with much pleasure my appreciation of his worth as an officer.

The prompt and faithful performance of their several duties by the clerks in my office, merits my highest commendation, and my successor will be fortunate indeed, if he may call to his aid a corps of assistants as capable and trustworthy as these

Respectfully submitted,

OTTO H. FALK,

Adjutant General.

Report of Inspection.

Following is an extract from the inspection report of Assistant Inspector General William L. Buck, for the past year. The tables and comparisons given are so comprehensive, and at the same time so full of valuable information and suggestions, that it will be of interest to every one connected with our military organization, and is well worthy of careful study by every National Guard officer.

ANALYSIS.

On the nights of inspection there were shown to be as follows:

Total Strength.	Regiment.	Present.	Per Cent.	Absent.	With Leave.	Without Leave.
449	First Infantry....	432	96	17	5	12
697	Second Infantry..	670	95	27	25	2
677	Third Infantry...	658	97	19	18	1
410	Fourth Infantry..	368	90	42	17	25
2,233	Total.....	2,128	95	105	65	40

The per cent. present is *Very good*, being best in the Third and *Worst* in the Fourth Infantry, viz.: 97 per cent. and 90 per cent. respectively. The number of men absent without leave in the Fourth (most of them in one company) shows a bad state of discipline which should be corrected, and the exceedingly small number in the Third and Second Infantry deserves especial commendation. Of the absences in the Third Regiment more than half were from one company. This should be looked after, and a proper remedy applied. In the First Infantry, there is also one company to which the same remark applies.

On July 1st, 1893-94, the rosters of the W. N. G. show for those dates the following strength:

Report of Inspection.

Organization.	1894.	1893.	Gains.	Losses.
General staff	17	17
First Regiment, staff and band.....	485	515	30
Second Regiment, staff and band.....	723	688	40
Third Regiment, staff and band	723	717	6
Fourth Regiment.....	479	464	15
Totals.....	2,427	2,396	61	30
Troop A.....	58	57	1
Light Battery A.....	56	63	7
Aggregate.....	2,541	2,516	62	37

Showing a net gain for July 1st, 1894, of 25 men, and in the infantry alone a gain of 31 men during the year.

For the four regiments of infantry, including only the forty companies with their respective officers, the following results are given from data gathered at the annual inspection of the companies:

ATTENDANCE.

Year.	Total Strength	Present in Uniform.	Per Cent. Present.	ABSENT.		
				With Leave.	Without Leave.	Total.
1894	2,233	2,128	95	65	40	105
1893.....	2,314	2,116	91	120	78	198
Gains.....	- 81	+ 12	+ 4	+ 55	+ 38	+ 93

Showing a very commendable improvement during the year, since the absences are only about one half those of the preceding year, and although the total strength is less by 81, the number actually present is greater by 12. These facts prove the wisdom of getting rid of undesirable men by dishonorable discharges.

The details of inspections of the several companies are given in the table issued in orders from your office.

The two succeeding tables show interesting data respecting the regiments and battalions as such:

Report of Inspection.

DETAILS OF INSPECTION BY REGIMENTS.

	REGIMENTS OF INFANTRY.			
	First.	Second.	Third.	Fourth.
Attendance (max. 20).				
Present in Complete uniform	432 3	670 1	658 2	368 4
Absent	17 3	27 1	19 2	42 4
Total strength of regiment	449 1	697 4	677 3	410 2
Absent with leave	3 3	25 2	18 1	11 4
Absent without leave	14 2	2 3	1 1	31 4
Percent. present in uniform.	96.2 2	96.1 3	97.2 1	89.8 4
Total score received for attendance	19.22	19.20	19.44	18.05
Inspection (max. 70).				
Ceremony of inspection	8.28 4	8.56 2	8.37 3	8.78 1
Condition of arms	8.72 3	9.25 1	8.96 4	9.58 2
Condition of equipments	9.38 2	9.72 3	9.29 1	9.64 4
Condition of uniforms	9.56 4	9.42 3	9.79 2	9.28 1
Condition of books and papers	8.85 4	9.29 2	9.42 3	9.65 1
Condition of armory	8.56 4	9.68 1	9.25 2	9.91 3
Care of state property (max. value of each 10) ..	9.11 4	9.68 2	9.46 3	9.17 1
Total score received for inspection	62.46	65.60	64.54	66.01
Drill (max. value 70).				
School of the soldier	7.94 4	8.19 2	8.29 1	8.34 3
Manual of arms	7.67 2	8.19 1	8.31 3	8.16 4
Firings	8.81 4	8.94 1	8.69 2	8.09 3
Movements by fours	7.03 3	8.37 1	7.42 2	7.31 4
Movements by platoons	7.06 3	8.17 1	7.38 2	6.75 4
Movements by company	7.88 3	8.52 1	8.29 2	7.72 4
Extended order drill (max. value of each 10)	7.06 3	7.73 1	7.23 2	6.97 4
Total score for drill	53.45	58.11	55.81	53.34
Efficiency of officers (max. value 20).				
Duties of captains	8.38 4	9.09 1	8.99 2	8.96 3
Duties of lieutenants (max. value of each 10)	8.95 4	8.64 1	8.51 2	8.53 3
Total score received for efficiency	16.37	17.73	17.50	17.49
Military courtesy and discipline (max. value 20).				
Military courtesy	8.73 4	8.65 1	8.00 2	8.86 3
General discipline	7.61 3	8.45 1	7.92 2	7.73 4
Total received for courtesy and discipline	16.34	17.10	15.92	16.59
Aggregate score received for the annual company inspection	167.80	177.74	173.21	1.48

Report of Inspection.

Small figures above the others show the order of the regiment in that detail of the inspection.

The Second Regiment is the largest and the Fourth the smallest and the First had the least in number absent while the Fourth had the greatest number of absentees. In per cent. present the Third stands first and the Fourth last. In ceremony of inspection the Fourth is the best and the First is worst — as also in the condition of arms. The equipments were cleanest in the Second and least so in the Third. The uniforms were best in the Third and worst in the Fourth, while in condition of books and papers the Fourth stands first and the First last, and they have the same relative positions in condition of armory. In care of state property the Second is best and the First is worst, while on inspection as a whole the Fourth is at the top, and the First at the bottom. In the school of the soldier the Fourth is first and the First is fourth, while in the manual of arms the Third is first and the Fourth is last. In firings the Second excels, while the Fourth is poorest. The Second is also best in movements by fours, while the First is the worst in that respect. In movements by platoons and company and in extended order drill the Second stands one with the Fourth the poorest in these respects, from which it naturally follows that on the drill as a whole the Second is the best and the Fourth the worst of the regiments. The duties of captains and lieutenants are best performed in the Second and worst in the First, and the relative standing in drills is but a reflection of, and natural consequence of, the efficiency of the officers. In military courtesy the Fourth is best as a whole, while the Third Regiment is most deficient in that regard. In general discipline the Second is best (naturally following from the standing of its company officers), while the First is worst. On the total score for courtesy and discipline the Second stands first and the Third last. On all the points of the company annual inspection the Second stands first and the First last, as they do also in efficiency of officers. Since 1893 the changes in

Report of Inspection.

order in the different details can be seen by comparing this table with the one (on page 76, 13th Annual Convention of officers W. N. G.) given in my report for 1893. From which it will be noted that the First, Third and Fourth in total strength are less than last year, while the Second is larger. In the number of men present at inspection there is a loss for the First and Fourth but a gain for the Second and Third Regiments. There is a very creditable gain in all regiments except the Fourth, which loses in the per cent. present at inspection. In absences with leave there are creditable gains in all in the small numbers reported absent, but the improvement is most marked in the Third and Second Regiments, and least in the Fourth, as is also the creditable score for improvement in absences without leave. In attendance the score shows gains in all but the Fourth Regiment. In ceremony of inspection there is a loss for all regiments compared with last year, while in the condition of the rifles, equipments and uniforms, there is a very marked improvement in each of them for all the regiments. In condition of books and papers the First and Fourth have not done so well as last year, while the Second and Third have improved in that respect. The armories were cleaner this year than last in all the regiments except the First, which shows a loss. In the school of the soldier there has been general improvement, but in the manual of arms the First has lost, while the others have improved in that respect. In firings by companies all the regiments have improved, but the First, Third and Fourth have not done as well as last year in the movements by fours, while the Second has slightly improved. The First and Fourth have lost in movements by platoons while the Second and Third have gained in their score. In movements by company, all except the Fourth, have gained since last year, the excepted regiment has lost slightly. In duties of captains the First has lost, the Fourth is about the same, and the Second and Third have gained. The lieutenants are better this year in the Second and Third but not so good as last year in the First and Fourth.

Report of Inspection.

The military courtesy was slightly better this year than last in all except the Third Regiment, where there was a slight loss in that respect, as shown on the nights of company inspections. The general discipline is not so good as last year in any of the regiments except the Second, where it is better. The loss in discipline since last year is very slight and has been caused by the great lack of it in a few companies.

DETAILS OF INSPECTION BY BATTALIONS.

	REGIMENTS OF INFANTRY.									
	First.		Second.		Third.		Fourth.			
	BATTALIONS.									
	1st.	2nd.	1st.	2nd.	3 rd.	1st.	2nd.	3rd.	1st.	2nd.
Attendance (max. 20).	6	6	4	3	1	2	6	5	7	8
Present in company uniform.....	216	216	220	222	228	224	216	218	189	179
Absent.....	10	7	7	11	9	2	7	10	17	25
	5	6	4	2	1	5	6	3	7	8
Total strength, battalion...	226	223	227	233	237	226	223	228	206	204
Absent with leave.....	2	2	6	10	9	2	7	9	5	6
Absent without leave.....	3	5	1	1	5	0	0	1	12	19
	4	2	2	5	3	1	2	4	6	7
Per cent present in uniform.....	95.6	98.9	96.9	95.3	96.2	99.1	96.9	95.6	91.3	87.7
	6	4	3	8	5	1	2	7	9	10
Total score received for attendance.....	19.16	19.29	19.35	19.04	19.22	19.84	19.39	19.09	18.31	17.78
Inspection (max. 70).	9	8	10	2	6	5	3	4	1	7
Ceremony of inspection....	8.19	8.37	8.13	8.94	8.62	8.63	7.81	8.63	9.19	8.38
	7	8	6	4	2	5	9	5	1	3
Condition of arms.....	8.75	8.69	8.83	9.37	9.50	9.25	8.37	9.25	9.71	9.43
	8	7	1	3	2	8	6	1	5	4
Condition of equipments....	9.69	9.06	9.75	9.69	9.72	8.94	9.19	9.75	9.63	9.66
	6	4	7	4	5	3	3	2	6	7
Condition of uniforms.....	9.50	9.63	9.06	9.63	9.56	9.93	9.69	9.75	9.50	9.06
	8	7	9	3	2	6	2	5	4	1
Condition of books and papers.....	8.62	9.06	8.56	9.63	9.69	9.19	9.69	9.38	9.44	9.88
	8	7	5	6	3	6	9	1	2	4
Condition of armory.....	8.50	8.63	9.62	9.50	9.88	9.50	8.25	10.00	9.94	9.87
	8	9	3	1	2	4	6	5	10	7
Care of state property (max. value of each 10).	9.24	8.97	9.56	9.87	9.60	9.55	9.39	9.43	8.95	9.38
	8	9	7	1	2	6	10	4	8	5
Total score received for inspection.....	62.49	62.41	63.56	66.63	66.57	64.99	62.39	66.24	66.36	65.66

Report of Inspection.

DETAILS OF INSPECTION BY BATTALIONS.—Continued.

	REGIMENTS OF INFANTRY.									
	First.		Second.		Third.		Fourth.			
	BATTALIONS.									
	1st.	2nd.	1st.	2nd.	3rd.	1st.	2nd.	3rd.	1st.	2nd.
Drill (max. value 70).	7 8	6 7	8 9	1 1	3 2	5 4	3 4	2 5	2 6	4 3
School of the soldier.....	7.81	8.06	7.19	9.12	8.25	8.12	8.25	8.50	8.50	8.19
Manual of arms.....	7.56	7.78	7.19	8.81	8.56	8.38	8.38	8.19	7.81	8.50
Firings.....	9.44	8.19	8.75	9.39	3.69	9.19	8.25	8.63	7.94	8.25
Movement by fours.....	6.94	7.12	7.88	8.88	8.38	7.37	7.63	7.25	7.25	7.38
Movement by platoons.....	7.50	6.63	7.69	8.81	8.00	7.25	7.50	8.00	6.63	6.87
Movements by company.....	7.50	8.25	8.18	8.94	8.44	8.25	8.00	8.62	8.12	7.31
Extended order of drill (max. value of each 10)....	7.19	6.94	7.31	7.81	8.06	6.50	7.37	7.32	7.19	6.75
	7	10	6	1	2	5	4	3	8	9
Total score received for drill.....	53.94	52.97	54.19	61.76	58.38	55.06	55.38	57.01	53.44	53.25
Efficiency of Officers (max. value 10).	10	7	9	1	3	5	6	4	2	8
Duties of captains.....	7.94	8.83	8.63	9.45	9.20	8.94	8.87	9.17	9.22	8.68
Duties of lieutenants (max. value of each 10).....	7.67	8.22	7.81	9.50	8.63	8.56	7.94	9.04	8.75	8.32
	10	6	9	1	4	5	8	2	3	7
Total score received for ef- ficiency of officers.....	15.61	17.05	16.44	18.95	17.83	17.50	16.81	18.21	17.97	17.00
Military Courtesy and Dis- cipline (max. 20).	7	1	7	4	3	6	9	8	2	5
Military courtesy.....	8.25	9.22	8.25	8.78	8.94	8.50	7.50	8.00	9.16	8.56
General discipline.....	7.63	7.59	7.63	8.78	8.93	8.12	7.50	8.12	8.65	6.82
	7	4	7	3	1	5	9	6	2	8
Total score received for military courtesy and dis- cipline.....	15.88	16.81	15.88	17.56	17.87	16.62	15.00	16.12	17.81	15.38
Aggregate score received for annual inspection. ..	167.08	168.53	169.42	183.94	179.87	174.01	168.97	176.67	173.89	169.07

Report of Inspection.

The small numbers above the others show the order of the organization in that particular detail. The comparison is made between the 10 battalions.

From the Details of Battalions we see that the 3d Batt., 2d Inf., is the largest, having 228 men present, and the 2nd Batt., 4th Inf., is the smallest. The largest per cent. present was in the 1st Batt., 3rd Inf., and the smallest in the 2nd Batt., 4th Inf. The ceremony of inspection was best performed by the 1st Batt., 4th Inf., and worst by the 2nd Batt., 3rd Inf., and in condition of rifles they stand in the same relative positions. In condition of equipments the 1st Batt., 2d Inf. and 3rd Batt., 3rd Inf. stand one, and the 1st Batt., 3rd Inf., is the poorest. Condition of uniforms, the 1st Batt., 3rd Inf., is the best, and the 1st Batt., 2d Inf.; and the 2nd Batt., 4th Inf., were the poorest. Books and papers were best kept in the 2nd Batt., 4th Inf., and the worst in the 1st Batt., 2d Inf. The highest mark possible was given the 3rd Batt., 3rd Inf., for condition of armory in which respect they stand first, while the 2nd Batt., 3rd Inf., is last in that respect. In care of state property the 2nd Batt., 2d Inf., stands first and the 1st Batt., 4th Inf. last. On the whole inspection of arms, etc., the 2nd Batt., 2d Inf., passed the best and the 2nd Batt., 3rd Inf., the worst. In the school of the soldier the 2nd Batt., 2d Inf., is the best, and the 1st Batt., 2d Inf., the worst, and they have the same relative standing in the manual of arms. The firings were best done by the 2nd Batt., 2d Inf., and worst by the 1st Batt., 4th Inf. In movements by fours the 2d Batt., 2d Inf., stands first and the 1st Batt., 1st Inf., last. Movements by platoons were best performed by the 2nd Batt., 2d Inf., and worst by the 2nd Batt., 1st Inf., and 1st Batt., 4th Inf. In movements by company the 2nd Batt., 2d Inf., stands first and the 2nd Batt., 4th Inf., last. Extended order drill was best performed by the 3rd Batt., 2d Inf., and worst by the 1st Batt., 3rd Inf. On company drill as a whole the 2nd Batt., 2d Inf., stands first and the 2nd Batt., 1st Inf., the last. The captains as a whole

Report of Inspection.

are best in the 2nd Batt., 2nd Inf., as would naturally result from the fact that this battalion is the best drilled. The poorest captains as a whole are in the 1st Batt., 1st Inf. The best lieutenants as a whole are in the 2nd Batt., 2nd Inf., and the worst in the 1st Batt., 1st Inf. So that the most efficient officers are in the 2nd Batt., 2nd Inf., and the poorest in the 1st Batt., 1st Inf. In military courtesy the 2nd Batt., 1st Inf., stands at the top, while the least attention to courtesy is shown in the 2nd Batt., 3rd Inf. General discipline is the best in the 3rd Batt., 2nd Inf., and poorest in the 2nd Batt., 4th Inf. On the two combined the 3rd Batt., 2nd Inf., stands first and the 2nd Batt., 3rd Inf. the last. On the aggregate of points on company inspection the 2nd Batt., 2nd Inf., stands first and the 1st Batt., 1st Inf., last.

From the details published from your office this year, comparisons can be made with the results given in my report for 1893 (Page 82). (Proceedings of Officers, etc., 1893)—from a similar table constructed this year we find the following:

In each regiment the gains and losses since 1893 are by company as follows:

FIRST REGIMENT, 8 COMPANIES.

COMPANIES.	POINTS.		REMARKS.
	Gained.	Lost.	
A ..	6.25	4 companies gain, 3 companies lose, 1 company the same as 1893. 8 companies show net loss of 16.20, but an apparent gain of 9.68 due to transfers. Co. I changed to Co. G, and Co. K to Co. D. Co. D first Co. A, 2nd vice "Manitowoc" Co. mustered out.
B05	
C	2.08	
D	2.11	
E	30.55	
F	29.70	
G	
H	27.44	
Total	40.99	57.19	
		40.99	
Net actual loss		16.20	

Report of Inspection.

SECOND REGIMENT, 12 COMPANIES.

COM- PANIES.	POINTS.		REMARKS.
	Gained.	Lost.	
A.....	21.94	...	9 companies gain, 3 companies lose, 12 companies show net gain of 109.90. Co. A, 2d, was Co. D, 1st, in 1893. There is a loss by transfers of 7-10 points, but a real gain of 110.60.
B.....	...	5.26	
C.....	10.35	...	
D.....	9.54	...	
E.....	1.80	...	
F.....	6.67	...	
G.....	...	10.28	
H.....	2.10	...	
I.....	.08	...	
K.....	39.08	...	
L.....	36.20	...	
M.....	...	2.32	
Total....	127.76 17.86	17.86	
Net gain...	109.90		

THIRD REGIMENT, 12 COMPANIES.

COM- PANIES.	POINTS.		REMARKS.
	Gained.	Lost.	
A.....	1.33	...	11 companies gain, 1 loses, 12 show a net gain of 99.88 points.
B.....	...	20.75	
C.....	9.65	...	
D.....	5.62	...	
E.....	.75	...	
F.....	30.74	...	
G.....	7.24	...	
H.....	28.50	...	
I.....	2.67	...	
K.....	14.40	...	
L.....	12.26	...	
M.....	7.47	...	
Total....	120.63 20.75	20.75	
Net gain...	99.88		

Report of Inspection.

FOURTH REGIMENT, 8 COMPANIES.

COM- PANIES.	POINTS.		REMARKS.
	Gained.	Lost.	
A	26.72	3 companies gain, 5 companies lose, 8 companies show net gain of 11.53 points.
B	8.09	
C	3.87	
D	13.19	
E	19.98	
F	15.58	
G	3.99	
H	23.13	
Total....	63.04	51.51	
	51.51		
Net gain .	11.53		

TOTAL.

26 companies gain.....	352.42 since 1893.
13 companies lose	147.31 since 1893.
39 companies net gain.....	205.11 since 1893.

RECAPITULATION.

First regiment shows net loss.....	16.20 points since 1893.
Second regiment shows net gain.....	109.90 points since 1893.
Third regiment shows net gain.....	99.88 points since 1893.

Showing for all regiments a net gain of 205.11.

Or an average for 40 companies of 5.127 points per Co. The gains by transfer increase this by .685 points per Co.

The average for Inf., for 1894 is 173.145, and 1893 is 167.33, a net gain of 5.812 points per Co. As will be seen from the preceding tables the 2nd Regiment makes the greatest gain per Co., and the 4th the least, while 1st Regiment really loses, but apparently gains 9.68 points or 1.21 per Co.

The largest gains in each Regiment since 1893 are as follows:

First Infantry	Co. E.....	30.55 points
Second Infantry.....	Co. K	30.08 points
Third Infantry	Co. F	30.74 points
Fourth Infantry.....	Co. A	26.72 points

Report of Inspection.

Those in each regiment losing the most are:

First Infantry	Co. F	29.70 points
Second Infantry	Co. G	10.28 points
Third Infantry	Co. B	20.75 points
Fourth Infantry	Co. E	19.98 points

The 12 companies in attendance are as follows:

BEST	WORST.
1. Co. A 3rd Infantry	34. Co. B 4th Infantry
2. Co. G 1st Infantry	33. Co. G 3rd Infantry
3. Co. E 2nd Infantry	32. Co. F 4th Infantry
4. Co. C 1st Infantry	31. Co. C 4th Infantry
5. Co. A 1st Infantry & Co. C 3rd Infantry	30. Co. H 1st Infantry
6. Co. L 3rd Infantry & Co. H 3rd Infantry	29. Co. E 4th Infantry
7. Co. F 3rd Infantry	28. Co. H 2nd Infantry
8. Co. D 3rd Infantry	27. Co. F 1st Infantry
9. Co. B 3rd Infantry	26. Co. D 2nd Infantry
10. Co. D 4th Infantry	25. Co. L 2nd Infantry
11. Co. C 2nd Infantry	24. Co. H 4th Infantry
12. Co. G 4th Infantry	23. Co. F 2nd Infantry

From the data gathered at inspection the companies in inspection of arms are as follows:

BEST.	WORST.
1. Co. G 1st Infantry	39. Co. F 1st Infantry
2. Co. E 1st Infantry	38. Co. H 1st Infantry
3. Co. I 2nd Infantry	37. Co. B 1st Infantry
4. Co. E 2nd Infantry	36. Co. D 2nd Infantry
5. Co. A 3rd Infantry	35. Co. A 1st Infantry
6. Co. D 4th Infantry	34. Co. M 3rd Infantry
7. Co. C 1st Infantry	33. Co. K 2nd Infantry
8. Co. B 2nd Infantry	32. Co. E 3rd Infantry
9. Co. E 4th Infantry	31. Co. I 3rd Infantry
10. Co. G. 4th Infantry	30. Co. C 4th Infantry
11. Co. F 2nd Infantry & Co. M 2nd Infantry	29. Co. B 3rd Infantry
12. Co. F 3rd Infantry	28. Co. C 2nd Infantry

of which the several Regiments have as indicated, viz:

	ATTENDANCE.		INSPECTION.	
	Best.	Worst.	Best.	Worst.
First Infantry	3 Cos.	2 Cos.	3 Cos.	4 Cos.
Second Infantry	2 Cos.	4 Cos.	4 Cos.	2 Cos.
Third Infantry	7 Cos.	1 Co.	2 Cos.	5 Cos.
Fourth Infantry	2 Cos.	5 Cos.	3 Cos.	1 Co.

Report of Inspection.

In Company drill as a whole there are:

BEST.	WORST.
1. Co. G First Infantry.	31. Co. F First Infantry.
2. Co. K Second Infantry.	30. Co. D First Infantry.
3. Co. E Second Infantry.	29. Co. G Third Infantry.
4. Co. F Third Infantry.	28. Co. H First Infantry.
5. Co. I Second Infantry.	27. Co. D First Infantry.
6. Co. C Second Infantry.	26. Co. A Second Infantry, Co. B Fourth Infantry and Co. E Fourth Infantry.
7. Co. E First Infantry.	25. Co. F Fourth Infantry, and Co. H Fourth Infantry.
8. Co. F Second Infantry.	24. Co. M Second Infantry.
9. Co. D Third Infantry.	23. Co. I Third Infantry.
10. Co. G Second Infantry.	22. Co. L Second Infantry, and Co. C Fourth Infantry.
11. Co. B Second Infantry, Co. H Second Infantry and Co. D Fourth Infantry.	21. Co. C First Infantry, Co. E Third Infantry and Co. L Third Infantry.
12. Co. H Third Infantry.	

Of these there are in the

	BEST.	WORST.
First Infantry.....	2 Cos.	5 Cos.
Second Infantry....	8 Cos.	3 Cos.
Third Infantry.....	3 Cos.	4 Cos.
Fourth Infantry.....	1 Cos.	5 Cos.

Efficiency of Officers:

BEST.	WORST.
1. Co. E Second Infantry.	30. Co. F First Infantry.
2. Co. G First Infantry.	29. Co. H First Infantry.
3. Co. G Fourth Infantry.	28. Co. B Fourth Infantry.
4. Co. D Fourth Infantry.	27. Co. D First Infantry.
5. Co. A Third Infantry.	26. Co. A Second Infantry.
6. Co. E First Infantry.	25. Co. B Third Infantry and Co. G Third Infantry.
7. Co. G Second Infantry.	24. Co. D Second Infantry.
8. Co. C First Infantry.	23. Co. E Fourth Infantry.
9. Co. D Third Infantry and Co. F Third Infantry.	22. Co. I Third Infantry and Co. L Third Infantry.
10. Co. L Second Infantry.	21. Co. M Second Infantry.
11. Co. B Second Infantry and Co. F Second Infantry.	20. Co. K Third Infantry.
12. Co. A Fourth Infantry	

Of which are in the

	BEST.	WORST.
First Infantry.....	3 Cos.	3 Cos.
Second Infantry....	5 Cos.	3 Cos.
Third Infantry.....	3 Cos.	5 Cos.
Fourth Infantry....	3 Cos.	2 Cos.

Report of Inspection.

Military Courtesy and Discipline:

BEST.	WORST.
1. Co. L 2nd Infantry	20. Co. M 3rd Infantry
2. Co. G 1st Infantry & Co. E 1st Infantry	19. Co. F 1st Infantry
3. Co. I 2nd Infantry	and Co. H 1st Infantry
4. Co. E 1st Infantry	18. Co. C 4th Infantry
5. Co. B 2nd Infantry	17. Co. C 2nd Infantry
and Co. F 2nd Infantry	and Co. E 4th Infantry
and Co. F 3rd Infantry	and Co. D 3rd Infantry
and Co. H 3rd Infantry	and Co. I 3rd Infantry
and Co. A 4th Infantry	16. Co. G 3rd Infantry
6. Co. D 4th Infantry	and Co. B 4th Infantry
7. Co. F 4th Infantry	15. Co. H 4th Infantry
8. Co. B 1st Infantry	14. Co. A 1st Infantry
and Co. K 3rd Infantry	and Co. D 2nd Infantry
9. Co. A 3rd Infantry	13. Co. A 2nd Infantry
10. Co. C 1st Infantry	and Co. A 2nd Infantry
11. Co. D 1st Infantry	and Co. C 3rd Infantry
12. Co. G 2nd Infantry	
and Co. M 2nd Infantry	
and Co. B 3rd Infantry	
and Co. E 3rd Infantry	
and Co. L 3rd Infantry	

Of which there are in the

	BEST.	WORST.
First Infantry	5 Cos.....	3 Cos
Second Infantry.....	7 Cos.....	4 Cos
Third Infantry.....	7 Cos.....	5 Cos
Fourth Infantry	3 Cos.....	4 Cos

The best 15 companies on annual inspection are—for 1894:

1. Co. G 1st Infantry	9. Co. K 2nd Infantry
2. Co. E 2nd Infantry	10. Co. G 4th Infantry
3. Co. E 1st Infantry	11. Co. A 3rd Infantry
4. Co. I 2nd Infantry	12. Co. G 2nd Infantry
5. Co. F 3rd Infantry	13. Co. H 3rd Infantry
6. Co. D 1st Infantry	14. Co. D 3rd Infantry
7. Co. F 2nd Infantry	15. Co. A 4th Infantry
8. Co. B 2nd Infantry	

Of which the

First Infantry has.....	3 Cos
Second Infantry has.....	6 Cos
Third Infantry has.....	4 Cos
Fourth Infantry has.....	2 Cos

Report of Inspection.

From data given we find the following:

RECAPITULATION.

Forty Companies of Infantry.	ORDER.						1894. Total Points Scored.	ORDER.	
	Total Strength.	Attendance.	Inspection of Arms.	Company Drill.	Efficiency of Officers.	Military Courtesy and Discipline.		1894.	1893.
First Regiment.....	3	2	4	3	4	3	167.80	4	3
Second Regiment.....	1	3	2	1	1	1	177.74	1	2
Third Regiment.....	2	1	3	2	2	4	173.21	2	4
Fourth Regiment.....	4	4	1	4	3	2	171.48	3	1

From this table we see that where the attendance is worst the drill is worst, and the efficiency of officers being in that Regiment (the 4th) next to the worst, it is easily understood. It also naturally follows that as the 2nd Inf., is first in efficiency of officers, it should also be first in courtesy, discipline and drill. The difference in attendance of the 3rd, 2nd and 1st Regiments is but slight and is very good. The efficiency of the officers in the 3rd Regiment being second, that Regiment in consequence occupies, in drill and strength, the second places. The great loss in the 4th Regiment is evidently due to changes of officers, as the roster shows that (5) five out of (8) eight captains are new, and there is also a new colonel of the Regiment. In this Regiment the small attendance in several of the companies, together with the apparent lack of interest, from some cause, not officially known to me, is an additional reason for the loss of standing. The cause being apparent, the remedy should be vigorously applied, so as to bring this organization back to its high position. This *can* be done and it will be neglect of a plain duty, if the step is not taken. The drop of the 4th Infantry seems to be due to its officers.

*Report of Inspection.*AVERAGE PER COMPANY — 1889 TO 1894, INCLUSIVE.
REGIMENTS OF INFANTRY.

Regiments.	1889.	1890.	1891.	1892.	1893.	1894.	Since 1893.
First.....	⁴ 141.35	³ 159.33	⁴ 164.33	⁴ 162.56	³ 166.59	⁴ 167.80	Gain. 1.21
Second.....	³ 150.83	² 166.96	² 165.96	³ 168.17	² 168.53	¹ 177.74	9.21
Third.....	² 159.95	⁴ 157.55	³ 165.50	¹ 170.27	⁴ 164.59	² 173.21	8.32
Fourth.....	¹ 165.50	¹ 167.64	⁴ 171.93	² 169.21	¹ 170.04	³ 171.48	1.44

From the above table the rise and fall, in the high water mark of points scored, can be traced for each of the four Regiments. The order is shown by the small figures above the larger ones. The standard has been raised in the 1894 record 1-20, so to get an *accurate* comparison with previous years given in the table, you should add 1-20 to the points scored in 1894. Only the figures actually scored and without correction for raising the standard are given in the table, so that the apparent gains and losses are those shown by the records each year. The remarks concerning the standard in 1894 apply to all tables where there is a comparison with previous years—that is, the figures are given in the tables *without* the 1-20 correction for raising standard.

Taking the Infantry as a whole, by companies, the averages for the years given below are as follows:

INFANTRY.

	1889.	1890.	1891.	1892.	1893.	1894.
Average Score per Company.	153.53½	162.66	166.53	167.15	167.33	173.14½
Points--Annual Gains	9.12½	3.87	0.62	0.18	5.81

There has been a steady gain since 1889, being naturally greatest in raising the average when between 155 and 165 points, for the greater the distance from perfection, the more easy it is to make marked improvement, and the reverse of this proposition is equally true. The improvement last year is greater than any except 1890, and is really more creditable, as it is much more difficult to raise the score above 165 than above 155.

Report of Inspection.

RELATIVE ORDER OF MERIT.

Annual Company Inspections—1839 to 1894 both inclusive.

Regiments.	Companies.	1894.						ORDER OF MERIT ON TOTAL SCORES FOR						Remarks.
		Attendance.		Inspection.	Drill.	Efficiency of off-icers.	Military Courtesy and Discipline.	1889	1890	1891	1892	1893	1894	
		Strength.	Score.											
First Infantry.	A	9	5	35	13	15	14	29	33	38	31	23	22	1894. F Company mustered out and new company organized with same letter. 1893. D Company transferred to A, 2nd Infantry, K to D 1st and I to G 1st.
	B	15	22	37	15	18	8	35	3	20	25	18	26	
	C	6	4	7	21	8	10	9	11	23	22	12	16	
	D	12	15	24	27	27	11	42	Mus- t'd	out	39	*35	25	
	E	10	14	2	6	6	4	39	24	27	39	29	3	
	F	21	27	33	31	30	19	27	29	26	33	26	40	
	G	2	2	1	1	2	2	38	35	39	Mus- out	1		
	H	2	2	1	1	2	2	21	19	16	20	17	39	
	I	11	30	38	28	29	19	21	19	16	20	17	39	
	J	No	w	C	O. G	4	18	1	1	1	...	
	K	No	w	C	O. D	32	39	30	21	27	...	
	Regt.		3	2	4	3	4	3	4	3	4	4	3	
Second Infantry.	A	10	14	26	26	26	13	36	12	41	37	41	34	1893. A Co. mustered out and D 1st, transferred to A 2nd Infantry.
	B	10	14	8	11	11	5	18	12	5	4	6	8	
	C	4	11	28	7	19	17	10	9	8	16	21	17	
	D	16	26	36	30	24	1	40	37	32	35	37	38	
	E	5	3	4	3	1	2	16	16	18	5	2	2	
	F	6	23	11	8	11	5	14	14	10	11	7	7	
	G	12	20	15	10	7	12	6	6	6	7	3	12	
	H	15	28	23	11	14	1	30	4	17	32	14	19	
	I	7	19	3	5	13	3	25	7	9	9	5	4	
	J	8	13	25	2	17	1	22	30	33	29	38	9	
	K	14	25	16	22	10	1	41	38	35	40	40	18	
	L	3	17	11	24	21	12	28	22	22	24	15	24	
Regt.		1	3	2	1	1	1	3	2	2	3	2	1	
Third Infantry.	A	1	5	16	5	9	33	31	24	8	10	11		1893. M Co. mustered into ser-vice.
	B	13	9	23	19	25	12	7	5	4	6	4	25	
	C	9	5	14	20	15	13	24	34	28	11	24	20	
	D	12	8	30	9	9	17	26	25	31	31	13	14	
	E	6	18	32	21	15	12	12	20	27	12	19	27	
	F	11	7	12	4	9	5	11	27	13	14	32	5	
	G	19	33	27	29	25	16	19	15	29	34	35	37	
	H	11	7	17	12	19	5	17	36	21	28	34	13	
	I	12	20	31	23	22	17	34	40	34	23	25	31	
	J	12	20	33	16	20	8	23	26	25	13	31	21	
	K	10	6	21	22	12	12	15	17	12	17	30	23	
	L	5	21	34	14	15	20	28	30	
Regt.		2	1	3	2	2	4	2	4	3	1	4	2	
Fourth Infantry.	A	18	16	13	17	12	13	13	7	23	33	15		1892. The Regiment organized and H Co. mustered into service 1893.
	B	17	34	19	26	28	16	37	41	40	38	22	36	
	C	18	31	30	22	15	18	31	24	35	27	20	33	
	D	20	10	6	11	4	6	1	21	19	30	16	6	
	E	21	29	9	26	23	17	2	1	2	3	8	32	
	F	22	32	22	25	18	7	3	2	3	18	9	28	
	G	7	12	10	15	3	2	5	8	11	2	7	10	
	H	22	23	18	25	16	15	36	29	
	I	18	16	13	17	12	13	13	7	23	33	15		
	J	17	34	19	26	28	16	37	41	40	38	22	36	
	K	18	31	30	22	15	18	31	24	35	27	20	33	
	L	20	10	6	11	4	6	1	21	19	30	16	6	
Regt.		4	4	1	4	3	2	1	1	1	2	1	3	

Report of Inspection.

By an examination of the above table the ups and downs of each company can be traced from the time the annual marking began in 1889 as also a comparison for 1894 in company inspection, drill, etc.

Co. A, 3rd Inf., is the largest in strength and had every man present. The following companies had all men present at inspection: A, 3rd Inf., G, 1st Inf., E, 2nd Inf., C, 1st Inf., A, 1st Inf., C, 3rd Inf., L, 3rd Inf., F, 3rd Inf., H, 3rd Inf., D, 3rd Inf., B, 3rd Inf., D, 4th Inf., arranged in order of total strength.

Total 12 companies as against only 7 companies in 1893, a most creditable fact.

TROOP AND BATTERY.

The following table gives the changes for the Battery and Light Horse Squadron (now Troop A, 1st Cav.), since 1889, showing for each the total points scored the years mentioned:

TROOP A FIRST CAVALRY AND BATTERY A FIRST LIGHT ARTILLERY.

	1889.	1890.	1891.	1892.	1893.	1894.
Troop A	173½	177½	169½	170	168.4	163.08
Battery A	160½	163½	168½	172	179.3	190.18

The troop seems to have had a varied career alternately gaining and losing points at the succeeding inspections until the last where it loses. The battery on the other hand has improved steadily each year from 160½ points in 1889 to 190.18 in 1894, an average gain per year of about 5 points, a very creditable record of which they have just cause to be proud.

TROOP A, FIRST CAVALRY.

The troop has lost one in strength since last year, and has the same number 12 absent with leave. If they are the same men they should be *discharged*, for unless they can attend the

Report of Inspection.

duties of the company, they are a source of demoralization and an incumbrance on the progress of the organization. There are two more absent without leave than last year. The attendance is about the same. In ceremony of inspection there is a slight loss while there is an improvement in condition of arms and equipments and uniforms. The books and papers are the same as is also the case of condition of armory. In school of the soldier there is a great loss but an improvement in the manual of sabres and pistols. In movements by fours there is a slight gain but a decided loss in platoon movements as there is also in movements by company. There is an improvement in the duties of Captain and Lieutenant, as also in military courtesy and discipline. On the whole there is a loss.

BATTERY A. FIRST LIGHT ARTILLERY.

There is a loss of 8 in the strength of the battery but the *absences* are *less than half* those of the previous year, which shows an improvement in that respect. The attendance is about the same but there is an *improvement* in the ceremony of inspection. The condition of pieces is the same but the equipments show an *improvement*, as is also the case of the uniforms and books and papers. There is a loss in condition of armory. An improvement is shown in the school of the soldier, manual of sabre, service of the piece, and a loss in movements by sections. In movements by platoons there is an improvement as also in movements by company. In efficiency of officers the battery stands most excellent, but there is a slight loss in military courtesy and discipline combined. On the whole there is a decided improvement over 1893.

CAMP.

In compliance with your direction I reported at camp on July 30, and remained there except Saturday and Sunday, until after the encampment was over. You are personally cognizant of what duties were performed by me during that time. The require-

Report of Inspection.

ments of G. O. No. 8, June 30, 1894, were carried out and with most decided profit to all the regiments. The program for work proved to be practicable, and by its progressive method and variety of subject was of interest as well as benefit to those concerned. With but slight change the same order can well be followed next year. The work of all the regiments was an improvement over last year, but especially was that of the 2nd and 3rd regiments most creditable. The improvement in military courtesy and saluting was very marked in all, and the duties of sentinels was very well performed. In the 2nd and 3rd regiments particularly was this the case. The attendance in camp was as follows:

1894.

	PRESENT.		Absent.	Total Strength.
	Strength.	Per Cent.		
First Infantry	486	90.0	54	540
Second Infantry	687	99.4	81	768
Third Infantry	699	92.7	55	754
Fourth Infantry	395	80.1	98	493
Totals	2,267	88.7	288	2,555
Totals 1893	2,061		491	2,552

In 1894 there were only 3 more men in the infantry as a whole and yet there were more than 200 more men present in camp in that branch of the service. A most marked improvement in that respect.

The highest number sick in 1893 was 43 men, taking the highest number in every regiment on one day, while in 1894, with more than 200 more men in camp, the number sick was only 45, which in proportion it should have been about 50. These figures are taken from the morning reports of regiments.

In addition to what has been said, there was in camp an improvement in the drills as a whole, and in the condition of arms and equipments and camp. I do not think that some of the grounds around the kitchen were as clean in the 1st and 4th

Report of Inspection.

Inf. as last year, and the sinks were not properly attended to during camp. Especially was this the case along the line for Headquarters and mess.

The sham battles were more satisfactory this year than last and instruction in advance guard and outpost duty was as a whole satisfactory. In administration and discipline the 1st and 4th regiments are deficient and efforts for improvement should be made in that direction.

SMALL ARMS AND RECORD FIRING.

There were present at the firing point at 200 yards and fired in each regiment for record as follows:

	For Duty Present.	Per Cent.	Total Strength.
First Infantry	370	91.1	405
Second Infantry	582	95.7	608
Third Infantry	649	100.0	649
Fourth Infantry	305	87.6	348
Total	1,906	94.8	2,010

Of these men many had not fired a rifle before with service charges—much interest was manifested and it is believed that, if continued, much good will result to the Guard by causing all men in every company, excepts the cooks in the kitchen and the sick and the Co. Quartermaster Sergeant, to fire on the ranges for record. The 3rd Inf. had every man present for duty, cooks and all, and deserve the highest commendation for their enthusiasm and intelligent performance of that duty. It is hoped that their example will be an incentive to all in that respect, so that it will be the exception when any regiment neglects this, one of the most important parts of their military education.

Report of Inspection.

TARGET RECORD.

Order.	Regiment.	Score.	Order	Battalion.	Order and Score.
1.....	Third	105.38	1.....	Third	Third Regiment
2.....	First	88.29	2.....	Second	Third Regiment
3.....	Second	87.02	3.....	First	Fourth Regiment
4.....	Fourth	80.22	4.....	Third	Second Regiment
			5.....	First	Third Regiment
			6.....	First	First Regiment
			7.....	Second	Second Regiment
			8.....	Second	First Regiment
			9.....	First	Second Regiment
			10.....	Second	Fourth Regiment

COMPANY ORDER.

Order.	Name in Order.	Score.
1.....	Co. A Third Regiment	138.46
2.....	Co. A Fourth Regiment	129.90
3.....	Co. B Third Regiment	126.87
4.....	Co. D Third Regiment	114.53
5.....	Co. G Third Regiment	113.09
6.....	Co. K Third Regiment	112.35
7.....	Co. I Second Regiment	110.30
8.....	Co. E Second Regiment	101.10
9.....	Co. I First Regiment	100.23
10.....	Co. E First Regiment	99.51
11.....	Co. F Fourth Regiment	97.90
12.....	Co. G Third Regiment	97.10
13.....	Co. M Third Regiment	96.65
14.....	Co. L Third Regiment	96.23
15.....	Co. D First Regiment	94.41
16.....	Co. K Second Regiment	93.74
17.....	Co. C Third Regiment	93.74
18.....	Co. H First Regiment	93.08
19.....	Co. B Second Regiment	91.45
20.....	Co. E Third Regiment	91.03
21.....	Co. H Third Regiment	89.95
22.....	Co. M Second Regiment	89.54
23.....	Co. H Second Regiment	88.05
24.....	Co. C First Regiment	86.76
25.....	Co. F Second Regiment	82.19
26.....	Co. G Fourth Regiment	82.08
27.....	Co. F Third Regiment	81.38
28.....	Co. B Fourth Regiment	79.10
29.....	Co. G Second Regiment	79.02
30.....	Co. D Second Regiment	78.91
31.....	Co. I First Regiment	78.72
32.....	Co. C Second Regiment	78.27
33.....	Co. A Second Regiment	77.81
34.....	Co. B First Regiment	77.76
35.....	Co. H Fourth Regiment	77.72
36.....	Co. C Fourth Regiment	77.53
37.....	Co. L Second Regiment	76.78
38.....	Co. A First Regiment	76.42
39.....	Co. E Fourth Regiment	75.10
40.....	Co. D Fourth Regiment	66.24

Target record of 40 companies of Inf. Average per Co., score 92.73.

Report of Inspection.

The remarkable superiority of the 3rd regiment in small arms practice is noted at a glance.

The 3rd regiment had volley firing for 11 companies at 600, 800, and 1000 yards—3 volleys at each range, and the result was very satisfactory. The record is as follows for 20 men of each company.

	600 yds.		800 yds.		1000 yds.		3 ranges.	
	Per cent.	Ord.	Per cent.	Ord.	Per cent.	Ord.	Per cent.	Ord.
Co. A	36%	8	20	8	15	9	24	11
Co. B	53%	3	35	2	23%	5	37%	3
Co. C	51%	4	15	9	18%	7	28%	9
Co. D	40	7	45	1	16%	8	34%	8
Co. E	56%	2	33%	4	25	4	38%	1
Co. F	41%	6	33%	3	33%	2	36 1-9	5
Co. G		Did	not fire					
Co. H	30	10	23%	6	21%	6	25	10
Co. I	65	1	23%	5	16%	8	36%	4
Co. K	46%	5	21%	7	38%	1	35%	6
Co. L	31%	9	45	1	30	3	35%	7
Co. M	41%	6	45	1	25	4	37%	2

The 1st Inf. fired 3 volleys by company at 600 yds., alone, and scored as follows:

Co. A at 600 yds., 3 volleys of 20 men each.....	33 per cent.
Co. B at 600 yds., 3 volleys of 20 men each.....	9% per cent.
Co. C at 600 yds., 3 volleys of 20 men each.....	40% per cent.
Co. D at 600 yds., 3 volleys of 20 men each.....	29 per cent.
Co. E at 600 yds., 3 volleys of 20 men each.....	24% per cent.
Co. F at 600 yds., 3 volleys of 20 men each.....	53% per cent.
Co. G at 600 yds., 3 volleys of 20 men each.....	45% per cent.
Co. H at 600 yds., 3 volleys of 20 men each.....	53% per cent.

The other two regiments did not have volley firing.

In *accuracy alone* the best 20 companies stand as follows, as shown by their record firing at known distance and skirmishing. The most valuable company being the one having the greatest proportion at longer distances and skirmishing, the order will not be that given for target record but will differ from it for the reason just given:

1. Co. A 4th Infantry.....33.9 per cent.
2. Co. A 3rd Infantry.....31.3 per cent.
3. Co. B 3rd Infantry.....29 per cent.
4. Co. D 3rd Infantry.....24.5 per cent.

Report of Inspection.

5. Co. I 2nd Infantry	22.8 per cent.
6. Co. K 3rd Infantry	21.8 per cent.
7. Co. G 3rd Infantry	
Co. E 2nd Infantry	21 per cent.
8. Co. E 1st Infantry	18.8 per cent.
9. Co. I 3rd Infantry	19.7 per cent.
10. Co. G 1st Infantry	19.3 per cent.
11. Co. C 3rd Infantry	18 per cent.
12. Co. L 3rd Infantry	17.9 per cent.
13. Co. F 4th Infantry	
Co. H 1st Infantry	17.4 per cent.
14. Co. M 3rd Infantry	17.1 per cent.
15. Co. B 2nd Infantry	17 per cent.
16. Co. E 3rd Infantry	16.9 per cent.
17. Co. K 2nd Infantry	16.7 per cent.
18. Co. D 1st Infantry	
19. Co. M 2nd Infantry	16.5 per cent.
20. Co. H 2nd Infantry	16.4 per cent.

of which the

First Infantry has	4 Companies
Second Infantry has	6 Companies.
Third Infantry has	10 Companies.
Fourth Infantry has	2 Companies.

The following table combines the records of companies in the several details, and gives per company all points on which they make a record in armories and camp.

Report of Inspection.

1894.—REGIMENTAL AND BATTALION RECORDS BY COMPANIES.

ARMORY.			CAMP ATTENDANCE.									BOTH.
	Com- pany.	C m- pany Inspection.	Target Record.	Order	Camp	Or- der.	Target Prac- tice.	Or- der.	Score	Or- der.	Score for State Team.	Aggre- gate Score.
First Infantry.	A	171 $\frac{3}{4}$	76.42	38	98.4	2	86.4	33	92.4	19	²⁹ 340.57
	B	169.35	77.76	34	77.9	32	100.0	1	88.9	26	³¹ 336.01
	C	177.48	86.76	24	93.3	7	96.0	22	94.6	11	¹⁹ 358.84
	D	162.44	94.41	15	86.7	21	61.2	38	73.9	30	³⁴ 330.75
	E	190 1-20	99.51	10	92.2	11	96.5	21	94.3	13	⁴⁰ 383.86
	F	131.80	78.72	31	91.1	15	94.2	25	92.6	18	5	⁵ 308.12
	G	196 $\frac{1}{2}$	97.1	12	84.3	24	92.0	28	88.2	27	³⁶ 380.80
	H	144.06	93.08	18	92.4	9	86.0	34	69.2	24	³⁶ 326.34
1st Batt....		167.08	90.19	6	92.4	2	82.5	8	87.4	8	⁸ 344.67
2nd Batt....		168.53	85.71	8	86.7	8	95.5	4	91.1	6	5	⁷ 350.34
1st Regt ...		167.80	88.29	2	90.0	2	91.1	3	90.5	3	5	⁴ 351.59
Second Infantry.	A	162.64	77.81	33	91.2	14	90	31	90.6	22	³³ 331.05
	B	183.64	91.45	19	87.7	19	100.0	1	93.8	14	¹¹ 368.89
	C	176.85	78.27	32	98.4	2	93.1	26	95.7	9	²⁴ 350.82
	D	154.54	78.91	30	82.3	28	100.0	1	91.1	20	³⁷ 324.55
	E	194.05	101.10	8	81.0	29	100.0	1	90.5	23	5	⁵ 390.65
	F	185.00	82.19	25	98.3	3	95.0	24	96.6	5	¹¹ 363.79
	G	181.32	79.02	29	91.5	13	83.7	36	87.6	28	¹¹ 347.94
	H	175.40	88.05	23	78.3	31	93.0	27	85.6	31	²⁰ 349.05
	I	189.58	110.30	7	83.6	26	98.0	19	90.8	21	⁴ 390.68
	K	182.83	93.74	16	92.3	10	96.6	20	94.4	12	⁹ 370.97
	L	176.40	76.78	37	92.8	8	100.0	1	96.4	6	²⁵ 349.58
	M	170.68	89.54	22	89.5	16	100.0	1	94.7	10	²² 351.92
1st Batt....		169.42	80.21	9	89.9	5	95.8	3	92.8	5	⁹ 342.43
2nd Batt....		183.94	87.20	7	87.3	7	92.9	5	90.1	7	5	⁵ 366.24
3rd Batt....		179.87	92.71	4	89.5	6	98.7	2	94.1	4	⁴ 366.68
2nd Regt...		177.74	87.02	3	89.4	3	95.7	2	92.5	2	5	² 362.26

Report of Inspection.

1894.—REGIMENTAL AND BATTALION RECORDS BY COMPANIES—Continued.

ARMORY.			CAMP ATTENDANCE.									Both.
	Com- pany.	Com- pany Inspection.	Target Record.	Order	Camp	Order.	Target Practice.	Order.	Score	Order.	Score for State Team.	Aggregate Score.
Third Infantry.	A	1815-6	138.46	1	100.0	1	100.0	1	100.0	1	5	1 425.29 3 5
	B	170¼	123.87	2	88.7	17	100.0	1	94.3	13	13 391.42
	C	174.50	98.74	17	100.0	1	100.0	1	100.0	1	3 368.64
	D	179½	114.53	4	96.3	4	100.0	1	98.1	2	20 392.13
	E	169.0	91.03	20	92.3	10	100.0	1	96.1	7	15 356.13
	F	188.99	81.38	27	86.2	22	100.0	1	93.1	16	10 363.47
	G	156.34	113.09	5	91.8	12	100.0	1	95.9	8	5	370.33
	H	180½	89.95	21	87.4	20	100.0	1	93.7	15	14 364.15
	I	165.01	100.23	9	92.3	10	100.0	1	96.1	7	7 361.34
	K	172.90	112.35	6	94.6	5	100.0	1	97.3	3	18 382.55
	L	171.60	96.23	14	85.9	23	100.0	1	92.9	17	17 380.73
	M	167.72	96.65	13	93.5	6	100.0	1	96.7	4	17 361.07
1st Batt....	174.01	92.45	5	91.4	4	100.0	1	95.7	3	6 362.16	
2nd Batt ...	168.97	109.00	1	93.6	1	100.0	1	96.8	1	10	2 384.77	
3rd Batt....	176.67	114.02	2	92.3	3	100.0	1	96.1	2	1 386.79	
3rd Regt...	173.21	105.38	1	92.7	1	100.0	1	96.3	1	10	1 384.89	
Fourth Infantry.	A	179.42	129.90	2	83.9	25	88.9	32	86.4	30	15	2 410.72 39
	B	157.91	79.1	28	75.0	33	80.0	37	77.5	35	35 314.51
	C	164.03	77.53	36	83.9	25	86.0	34	84.9	32	30 326.46
	D	185.99	66.24	40	88.0	18	85.1	35	86.5	29	38 338.73
	E	164.62	75.1	39	64.7	34	91.0	30	77.8	34	21 317.52
	F	168.72	97.9	11	75.0	33	83.7	36	79.3	33	10	25 355.92
	G	182.81	82.08	26	78.1	31	91.8	29	84.9	32	32 349.79
	H	168.33	77.72	35	83.0	27	95.3	23	89.1	25	32 335.15
1st Batt...	173.89	93.32	3	75.4	10	88.9	6	82.1	10	25	8 374.31 10	
2nd Batt....	169.07	65.94	10	82.5	9	86.6	7	84.5	9	3 319.51	
4th Regt....	171.48	80.22	4	80.0	4	87.6	4	83.8	4	25	3 330.40	

Report of Inspection.

The score for attendance is one-half the sum of the scores for attendance in camp and at the firing point at 200 yds., in target firing for record. The order for aggregate score is that for all points considered.

A careful study of the above table will give matters of interest in details not given in previous tables.

The following was furnished by Capt. Chas. Hobart, 3rd Inf., U. S. A., as the result of our joint inspection of arms, equipment, etc., in camp for 1894:

LEGEND.—D, Dirty; V D, Very Dirty; G, Good; V G, Very Good; F, Fair; P, Poor; X, Some Effort to Clean; O, A Great Deal of Work.

Cos.	1st REGIMENT.				2d REGIMENT.				3d REGIMENT.				4TH REGIMENT.			
	Arms.	Eqp.	Cig.	Mil Brg.	Arms.	Eqp.	Cig.	Mil Brg.	Arms.	Eqp.	Cig.	Mil Brg.	Arms.	Eqp.	Cig.	Mil Brg.
A	D	F	G	P	D	G	VG	F	D	F	VG	F	D	G	VG	F
B	VD	P	G	F	D	G	VG	G	D	F	G	F	D	D	G	P
C	D	G	G	F	D	G	VG	F	D	P	G	F	VD	G	VG	F
D	D	G	G	P	D	VG	G	G	VD	G	VG	G	D	VG	VG	F
E	D	VG	G	F	D	G	VG	G	D	F	G	F	D	G	VG	P
F	D	G	G	F	D	P	F	P	D	G	G	F	D	G	VG	F
G	D	G	VG	G	D	G	VG	G	D	G	VG	G	D	G	VG	G
H	D	F	G	G	D	G	VG	G	D	F	G	G	D	F	VG	F
I					D	G	VG	G	D	F	VG	G				
K					D	G	VG	G	D	F	VG	G				
L					D	F	VG	G	VD	F	VG	G				
M					D	G	VG	G	VD	F	G	F				

By giving values to the condition, a score has been calculated—(viz.: D-2, VD-1, G-3, etc., etc.) for condition of arms, equipments, etc.,—each Reg't has a score equal to that of its companies and in the 8 company regiment, one-half is added so as to reduce all to 12 company regiments.

The score for attendance is the per cent. present. That given for administration, condition of camp and kitchen are arbitrarily assumed from my personal observation in camp. The dis-

Report of Inspection.

cipline is based on observation both in camp and during inspections. The military bearing is calculated in the manner similar to that for condition of arms from the above table. The score for drills is based on observation during the year and particularly in camp. The other records in the following table are calculated from the actual results of the regiment's actions in that regard.

ORDER OF MERIT OF INFANTRY WITH ALL POINTS SCORED.

1894.

DETAILS.	REGIMENTS OF INFANTRY.			
	First.	Second	Third.	Fourth
	⁴	¹	²	³
Company Inspection in Armory	167.83 ₂	177.74 ₃	173.21 ₁	171.48 ₄
Attendance in camp	90.00 ₃	89.40 ₂	92.70 ₁	80.00 ₄
Attendance at target range	91.10 ₃	95.70 ₂	100.00 ₁	87.60 ₄
Administration in camp	35.00 ₄	45.00 ₁	50.00 ₂	30.00 ₃
Discipline in camp	44.97 ₃	50.00 ₁	46.86 ₂	45.74 ₄
Military bearing in camp	22.50 ₂	32.00 ₁	28.00 ₃	22.50 ₄
Condition of arms in camp	28.50 ₃	35.00 ₁	21.00 ₂	28.50 ₄
Condition of equipments in camp	31.50 ₄	34.00 ₂	30.00 ₃	32.25 ₁
Condition of clothing in camp	37.50 ₄	45.00 ₁	41.00 ₂	46.50 ₃
Condition of camp and kitchen in camp	30.00 ₃	50.00 ₁	45.00 ₂	35.00 ₄
Drills in camp	73.50 ₂	78.16 ₁	75.87 ₃	73.87 ₄
Small arms practice—Record	88.29 ₃	87.02 ₄	105.38 ₁	80.22 ₂
Team Shooting—Regimental	47.46 ₃	46.64 ₅	49.67 ₂	50.00 ₁
Team Shooting—State	5.00 ₅	5.00 ₃	10.00 ₂	25.00 ₁
	⁴	¹	²	³
General efficiency on all points	739.12	870.66	868.69	808.66

The order in each detail is given by the small numbers above the others.

The 3rd Rgt. had volley firing instead of battalion drill on the last day which was optional; as no other regiment fired vol-

Report of Inspection.

leys at all ranges it is impossible to institute a comparison in that regard.

The best regiment on all points considered is the 2nd Inf. (Score 870.66) although the 3rd Inf. is but slightly behind (Score 868.69). On company inspection and rifle practice combined the 3rd Inf. is ahead (Score 384.89) with the 2nd Inf. next (Score 362.26) and the 4th Inf. a close third (Score 360.40).

On company inspections and small arms practice combined the best 6 battalions in the order named are:

Order.	Name.	Score.
1.....	3rd Battalion, 3rd Infantry	386.79
2.....	2nd Battalion, 3rd Infantry	384.77
3.....	1st Battalion, 4th Infantry	374.81
4.....	3rd Battalion, 2nd Infantry	368.68
5.....	2nd Battalion, 2nd Infantry	366.24
6.....	1st Battalion, 3rd Infantry	362.16

And on the same points the best (12) companies in the order named are:

Order.	Name.	Score.	Order.	Name.	Score.
1.....	Co. A, 3rd Infantry.	425.29	7.....	Co. E, 1st Infantry	383.86
2.....	Co. A, 4th Infantry	410.72	8.....	Co. K, 3rd Infantry	382.55
3.....	Co. D, 3rd Infantry	392.13	9.....	Co. G, 1st Infantry	380.80
4.....	Co. B, 3rd Infantry	391.42	10.....	Co. K, 2nd Infantry	370.97
5.....	Co. I, 2nd Infantry	390.68	11.....	Co. G, 3rd Infantry	370.33
6.....	Co. E, 2nd Infantry	390.65	12.....	Co. B, 2nd Infantry	368.89

TROOP.

The attendance of the troop in camp showed an improvement since 1893, and on this there is cause for favorable comment. There should be a daily program for progressive work, so as to accomplish as much as possible in the time devoted to camp. There should be company drills, charges as foragers, small patrols and reconnoitering a short distance from camp. Constant use of the horses will alone enable the men to control the horses and have confidence in themselves to preserve their seats in saddle. Progressive work alone will promote interest as well as profit in the exercises.

Report of Inspection.

THE BATTERY.

The work of the battery in camp was very satisfactory. Drills were good for the limited time and the target practice on the new range very good. The fuses and plungers of old pattern, if any are on hand, should be returned to the Ordnance Department for new, as the plungers with lead base are not safe in transportation — for reasons given in the recent investigation (of the U. S. Ordnance Department) on that subject.

As a whole the work in camp was most satisfactory, and especially so was the conduct of target practice under the able superintendence of Colonel Gurdon Windsor, General Inspector of S. A. P. The work of the Third Infantry, in this respect, under Capt. Graham and Adj. Holloway, deserves especial commendation.

The large number of men with blue flannel shirts this year is in that respect a marked improvement over last camp.

HOSPITAL CORPS.

There was improvement in the work of the hospital corps and its efficiency is rapidly approaching the point when the National Guard can depend on it for any case of emergency.

SIGNAL CORPS.

The signal corps made a good beginning in practice with the flags and torches. It was especially good in the Second and Third Infantry, as a whole, while in the Fourth there are able men in one or two companies. The First Regiment needs to pay more attention to this branch of the military profession.

INSPECTION OF ST. JOHN'S COLLEGE AND THE NEW COMPANY AT
RACINE.

In compliance with your directions and on invitation of the president of that institution, I, in company with you, made an inspection of the military department of St. John's college in

Report of Inspection.

Delafield. My report to you previously submitted gives the results of that inspection.

In order to enable the new company at Racine to secure the money to which it is entitled under the law, I made, on September 28, 1894, an inspection for that purpose and found 62 men in ranks an improvement already apparent over the last inspection of the old company. The wisdom of mustering out the old company is borne out by the present condition of the new.

RECOMMENDATIONS.

A brigade formation by consolidating the First and Fourth Infantry, a brigade of three regiments, nine battalions and thirty-six companies. That Company E and F, Fourth Infantry, be consolidated and form one company, and the poorest three companies in the state be mustered out of service but kept as provisional, and each year the company standing lowest (if below the best provisional company) to be dropped to provisional, and the other take its place. This would keep a constant stimulant in the Guard as a whole and as the law allows 40 companies, the three or four provisional companies could be made one battalion of such and placed under a provisional major.

All companies before entering the cars or starting on a march should fill canteens with fresh water and refill at first opportunity after they are empty or the water becomes stale.

Every company should be provided with blue flannel shirts for every man, and blankets, tin cup, plate, knife, fork and spoon, to be kept in the haversack ready for use. There should be company field mess chests for sixty men (of uniform pattern and furnished by the state) with proper utensils. Some field oven (the Buzzacott is the best that I have seen) with its pots, kettles, etc., should also be in the hands of every company. At each station of a company there should be known to the captain and lieutenants some store where at a moment's notice cooked rations for three days could be procured for the

Report of Inspection.

company, which should never leave its station on duty away from the armory without at least three days cooked rations for every man. (The travel ration is given on page 188 of Article 35, paragraph 481 of Rules and Regulations of W. N. G.)

The companies should be practiced in leaving their armory under the supposition that they were surrounded by a mob. The companies should also when practicable practice leaving and boarding a train under the same supposition.

In appointments to position of officers, there should, when practicable, be an examination by a board of officers (preferably field officers), and in all appointments to position of corporals, the company officers should constitute a board, and examine them in the theory and practice, by giving them command of squads, etc. Promotions above corporal should be by seniority, except for cause. There should be a weekly school for non-commissioned officers and one every two weeks for the officers of the company, in the latter case the captain is the instructor.

There should be volley firing in camp for every company, the same to count for record for the company, battalion and regiment.

That the length of time of encampment be increased to ten days if possible.

That no enlistments be made prior to camp, within two months of the time of that organization going to camp, so as to have only comparatively well instructed men for duty in camp, and that a physical examination be required for all enlistments.

That the names of those discharged for the good of the service, be published from your office at least once a year.

That new rifles be secured of calibre 45, in place of those now unserviceable and on hand.

That in purchasing canvass in the future, conicle wall tents be bought as they give the greatest amount of room for the least amount of space occupied.

That the medical department be thoroughly organized with a regular hospital corps and that the officers and enlisted men be

Report of Inspection.

carried as members of this organization to be enlisted as such and carried on the rosters under a proper designations.

That the ranking medical officers attached to each regiment at least a month before going into camp, forward to the Surgeon General their estimates of the necessary medical supplies, surgical instruments, etc., that will be required in camp, and from these estimates the Surgeon General will purchase the necessary medicines, etc., for use in camp. This is especially necessary in order that only the proper amount of the needed medicines be purchased and that everything that may be necessary may be on hand when needed. The Surgeon General can more intelligently make these purchases when the estimates of his subordinates are before him, as from their long experience in camps their recommendations should have great weight in this matter.

That a name be given each annual encampment, said name to be selected by the Adjutant General and to be that of some deceased eminent officer who has served with the troops from this state.

That the instructions for cleaning rifles and brass parts of equipments, and those relating to military courtesy and salutes in barracks and camp (copy hereto annexed and marked "A") be strictly enjoined upon the members of the National Guard of this state.

That a suitable prize be offered for the company having the best target record as a whole in addition and apart from the banner at present offered to the company having the best team of ten men.

That a roster of troops containing those on active and retired lists of the National Guard of this state, be published for distribution once annually.

That careful and thorough aiming and sighting drills and gallery practice be held in the armories, and only until then, shall a soldier be allowed to fire the service charge. That as soon as practicable thereafter, the service charge be fired by every man in the company if only at a hundred yards, and that the positions be taken standing, kneeling and lying.

Report of Inspection.

That team shooting be encouraged in every company for small prizes between as many teams in each company as is most convenient and practicable, so as to stimulate the enthusiasm for rifle practice.

That some member of the staff be appointed Acting Judge Advocate General.

That theoretical schools for officers and non-commissioned officers be earnestly enjoined and required in every company in the state, and that examinations be held if practicable, for all cases of promotion.

That a new Hotchkiss two inch rifle rapid fire gun with the necessary carriage and equipments, be furnished as soon as practicable to Battery "A," First Light Artillery, W. N. G.

That sufficient amount be appropriated for the purchase of the necessary tactics, military works and army papers as may be necessary and profitably distributed to the several companies (about One Hundred Dollars).

That the limit of pages allowed the report of the Adjutant General be increased so as to enable him to print in detail the reports of Gen. Auer, in so far as it relates to his duties in connection with the recent disturbances at Spooner. The report of the Surgeon General and Col. Moore, so far as the latter relates to his duties in connection with the recent threatened trouble in this state. The report of Captain Charles Williams, Assistant Quartermaster, so far as it relates to his duties in company with the Inspecting Officer of this state, and finally, only so much of the report of the Colonel and Inspector General as may be profitable to the organizations concerned.

Unless permanent buildings are provided, there should be canvas enough to place the brigade in camp when necessary or desired.

The Assistant Quartermaster should be sent around to inspect property about the 1st of March yearly so that he will finish before the end of the inspection by the Assistant Inspector General.

Report of Inspection.

The result of Capt. Williams' inspection this year has proved the necessity for it, and the wisdom of continuing it. He has by his thorough examinations found property lost to the amount of about \$400, which being charged to the several companies and taken from their allowance for the next year is in the nature of a saving to the state. Besides this, his visit of inspection this year has found remarkable improvement in the arrangement and care of the state property in the store rooms and lockers. This alone is well worth the small expense of his trip.

There should be orderly boards for each tent and regiment made (as personally suggested) by the Quartermaster Department for use in camp. Instructions should be given to each Colonel of regiment concerning the issuing of regimental orders, directing captains of companies to appoint tent and company orderlies, whose duties can be explained to them in person. For the use of the Guard as a whole I would suggest that Gen. Ordway's pamphlet on street riot drill and some small work on court martial duty (Murray's Instruction for Court Martial is very good), be placed as soon as possible in the hands of every company officer.

It is respectfully recommended that if there is no such law, one be recommended to the proper authorities by which a National Guardsman may be protected against loss from discharge by his employer, while the soldier is on duty under orders to suppress riot or disorder in the state or elsewhere.

Finally, as it is done in most states to which they are detailed, it is respectfully recommended that the officer on duty with the National Guard in this state be "ex-officio" a member of the Governor's staff. The officer on duty at the University can now "ex-officio" be a member of the Governor's staff and for more reasons (which are apparent) the Inspector of the Wisconsin National Guard should have the official position to which this remark applies. This recommendation applies to the position and *not* to the present incumbent.

As soon as it can be done, it is earnestly recommended, that

Report of Inspection.

the Guard be supplied with the Merriam pack, which by various tests, has proven its superiority to others.

SIGNAL CORPS.

There should be organized a signal corps so that at least forty men in the whole Guard may become proficient in that duty.

To the Wisconsin National Guard as a whole my appreciation and thanks are due for their uniform testimony of respect and kindly feeling for the writer of these lines. My pleasure in their great progress the past year, and confidence in them as soldiers is second only to that which I trust they themselves will experience, when the results of my years's labor as Inspector shall be made known to them.

To the Adjutant General in person I desire to express my most earnest appreciation of his marked courtesy to the Asst. Inspector, and my admiration of his ability in the office of Adjutant General he now fills so satisfactorily and with such great good to the Wisconsin National Guard. For the many instances in which recommendations from me have been acted upon favorably, I desire to express my thanks, and with them a hope that those now submitted may meet with a similar reception.


Very respectfully,

Submitted by

W. L. BUCK,

1st. Lieut. U. S. A.

Col. and Insp. Gen'l W. N. G.



BIENNIAL REPORT


OF THE

Quartermaster General

OF WISCONSIN,

FOR THE

Two Fiscal Years Ending September 30, 1894.



MADISON, WISCONSIN:
DEMOCRAT PRINTING COMPANY, STATE PRINTER.
1895.



BIENNIAL REPORT
OF THE
QUARTERMASTER GENERAL.

TO HIS EXCELLENCY, GEORGE W. PECK,
Governor and Commander in Chief.

SIR.—Section 28 and section 468, chapter 292, laws of 1893, state:

SECTION 28. The quartermaster general shall be commissary general and chief of ordnance. He shall have an office at Madison and keep it open during the usual business hours every day. He shall have charge of the military property of the state, and carefully preserve, repair and account for the same; shall keep in such manner as the governor shall direct, and subject to his inspection, an account of all moneys received and expended by him; perform the customary duties of his office, and of the office of commissary general and chief of ordnance, and have the custody of all records, returns and papers pertaining to such offices; and he shall biennially, on or before the first day of October, render a report to the governor to be by him laid before the legislature, giving a detailed statement of all moneys received and expended by him, of all military property belonging to the state and remaining on hand at the date of his last biennial report, and such as may have come into his possession after such date, and from what sources the same has been received and to whom issued or how expended and upon whose order, and the condition of the property remaining on hand; also showing who has the possession, and the condition of all military property issued under the military laws, so far as the same has been reported to him.

SECTION 468. The quartermaster general, under orders of the commander in chief, shall have the care and custody of the state camp grounds and all military property of the state, except such as is by law or regulations expressly intrusted to the keeping of other officers. He shall provide transportation, purchase, issue and receive all military property and supplies of every description.

In accordance with these sections, I have the honor to submit,

General Report.

as required by law, the following report of the quartermaster general's department, showing as nearly as possible the transactions for the past two years, from October 1st, 1892, to September 30th, 1894.

CLOTHING.

Purchased under section 31, chapter 292, laws of 1893. The issue consisted of fifty blouses, fifty trousers, fifty fatigue caps, fifty cap ornaments and the necessary number of chevrons and stripes for each company of infantry, troop and battery; also twenty-four blouses, trousers, caps and cap ornaments to each regimental band. The contract for the blouses and trousers was let to David Adler & Sons, of Milwaukee, and for the caps, cap ornaments, chevrons and stripes to the Pettibone Manufacturing company, of Cincinnati, Ohio. The material used in the manufacture of the uniforms was the same as sample furnished by the quartermaster general, United States Army.

The measurements for the uniforms for the First, Second and Third Regiments, and the regimental bands, were taken by Capt. Charles Williams, assistant quartermaster, while those for the Fourth Regiment, battery and troop, were taken by the contractors. Company commanders were required to report on the fit and workmanship of the uniforms issued to them, and with few exceptions, the reports received were very satisfactory. Unserviceable clothing in the possession of companies has been ordered returned to this department for disposal. The campaign hats and leggings now in use were issued in 1891, and are so badly worn that it will be necessary to replace at least a portion of them this coming year.

It has been the custom of this department for years past to make fifty the basis for issue of clothing and equipments. The laws of 1893 require that the maximum strength of a company shall be sixty eight officers and enlisted men—the average strength of each company is over sixty men—and should occasion ever require the mobilization of the entire state force, one-

General Report.

fourth of the enlisted strength would be unavailable, owing to the lack of a sufficient number of equipments for the companies.

During the past two years nearly one-half of the companies had an attendance of over fifty men during the camp. Many of the members of these companies were compelled to come into camp without proper equipment, and complaints were very numerous from company commanders owing to this cause, especially as they were compelled to be inspected with the entire field equipment.

It is earnestly recommended that when issues of clothing are made in the future, each company be supplied to its maximum strength; also that each company be equipped to sixty with overcoats, campaign hats, leggings, blanket bags, haversacks and canteens.

Blankets authorized by law to be issued to the troops have never been supplied. The blanket is a very necessary article to a soldier's equipment, and no body of troops can be considered fully equipped without it.

Inasmuch as the companies now have two complete uniforms, and it will not be necessary to make another issue of clothing until 1897, it is recommended that blankets be purchased from the clothing fund available for the years 1895 and 1896.

Early in the year 1893, the provisional companies at Marshfield, Ashland and La Crosse, together with new organization at Milwaukee, were mustered into the service of the National Guard. These companies were fully equipped from supplies on hand in the ordnance department, overcoats were drawn from the allowance from the general government, and clothing purchased under contract with David Adler & Sons, of Milwaukee.

WISCONSIN MILITARY RESERVATION.

Owing to the fact that the reservation had been used by the public as a pasture for their cattle, and that the people from the surrounding country crossed the reservation *ad libitum*, thereby making different roads and cutting up the land, it was deemed advisable early in the spring of 1893 to fence in such

General Report.

part of the reservation as was being permanently injured. This was done, and we now have two miles of wire fence of three wires, with posts set eight feet apart. Many of the buildings were found to be in inconvenient positions, and the governor's cottage, staff headquarters and hospital were moved to their present position.

There was added to staff headquarters a large addition, to be used by visiting officers as a sleeping apartment.

There was also a want of sufficient office room; both for general headquarters and for use of the regimental adjutants, which was overcome by building the present administration building, in which all the offices are located, together with an office for the Western Union Telegraph Co., which has proved a great convenience.

Stables were found to be wholly inadequate for the accommodation of the horses used by Battery "A," First Light Artillery, and Troop "A," First Cavalry, and stables were built to accommodate fifty-six horses, and the old ones removed from their position near the officers' mess to a more retired place.

There was cleared in the year 1893 over 100 acres of land, which can now be used for the drilling and maneuvering of troops, and adding very materially to the general appearance and utility of the reservation.

Perhaps the best and most enduring of the many improvements made during the year 1893, under the supervision of the then Quartermaster General, Otto H. Falk, will be found in the stone parapet for the markers' shelter on range No. 3; this was built of stone found on the range and so constructed as to be permanent.

The earth work in front of the wall was sodded, and the markers' pit and parapet will need but slight repairs in the future. A large quantity of grass seed of different varieties has been sown on the reservation during the past two years with indifferent results, although a part has been successful, timothy having proved a failure, the different clovers the most successful; red top partially successful.

General Report.

During the last year the camp grounds have been materially enlarged. This was accomplished by moving the guard house seventy-five feet to the rear and fifty feet to the east; also by moving company kitchens about seventy-five feet to the rear, so that there is now ample room to properly lay out the camp, also adding to the comfort and health of the troops. A new canteen or sutler's store has been erected of very neat appearance and very convenient for the purpose for which it is intended. It was built by Mr. Wilcox, who besides giving the building to the state, paid one hundred dollars for the canteen privilege of the past season.

Provision has been made for lighting the camp at night by the purchase of forty street lamps of serviceable design, and which have been placed at the head of the company streets, in the rear of the company kitchens, and in front of all the buildings, as well as around the camp grounds, so that in the darkest nights the grounds are well lighted.

A store room was built for the officers' mess. The mess building was also enclosed and a new floor laid, thereby improving the appearance and adding to the comfort of the mess.

It is with great satisfaction that I refer to the greatest improvement, in my opinion, accomplished in the year 1894, namely, that of supplying the reservation with water. A well has been sunk in the rock of sufficient capacity to supply the whole reservation with an abundance of pure water, it is connected with a complete system of water works, distributed through hydrants, at convenient intervals through the camp, and in the rear of all the buildings.

A bath house has been erected and connected with the water system, so that we now have twenty showers, supplied with hot and cold water, with separate dressing rooms for each.

TRANSPORTATION.

Troops have been moved to and from camp by special trains, and the service has been excellent, scarcely a complaint has been made by the officers in command of the troops. The rail-

General Report.

road companies have been very prompt in handling the business of this department during the past two years, and special thanks for courtesies are due to E. W. McKenna, assistant general superintendent, C., M. & St. Paul railway; Col. W. J. Boyle of the C., M. & St. Paul railway, and Mr. F. J. Hall of the C. & N. W. railway.

TENTS.

During the two years forty 9x9 and four hospital tents have been received from the United States government and were in use during the past encampment of the troops. The large attendance in camp during the past year will warrant the recommendation that at least thirty 9x9 tents be purchased in order to prevent the crowding of the men in the larger regiments. Nine hospital tents and fifteen 9x9 tents in the possession of the state are in an unserviceable condition and should be replaced this coming year.

This department has received numerous applications from social as well as semi-military bodies for the loan of tents; this request has been refused in every instance.

PROPERTY.

Until two years ago, practically no system of property accountability had been in vogue. During the past year this department has made every effort to perfect a system by which all property may be properly accounted for. The old property return used by this department for years has been replaced by a new one, and company commanders have been required to make semi-annual returns accounting for all property issued to them during the period, and to show exactly what property remains on hand and accounting for property expended, lost or destroyed. Inspections of property have been frequent and where shortage was found, the value of the same has been withheld from the company allowance. The system of keeping the records and books in this office, while a great improvement over what it has been heretofore, is by no means perfect,

General Report.

and may really be considered as merely an experiment. A complete system has been mapped out, and will be put in use as soon as circumstances will permit. The inspection reports of 1893 show that nearly every company was short of property by reason of losses and property becoming unserviceable and dropped. During this year the companies were issued a sufficient amount of property to equip them to the established basis.

ARMS.

The rifles now in use may be considered as practically unserviceable. More than three-quarters of those now in use are of the model of 1872, and were handed down to the present companies by the old time militia organizations in a battered and rusty condition. The guns of the latest model (1884) have been in constant use for the past seven years and are rapidly becoming useless for satisfactory work on the range. Complaints have been received from nearly every company commander that they are unable to do good work on the range with the rifles in their possession. There is not a company in the service that has over ten rifles that can be used with good results on the range. I fully realize that it will be some years before the state troops can be supplied with a new rifle. The U. S. Army is about to be supplied with a new rifle, and as the "Springfields" now held in reserve at the different arsenals will soon be obsolete, I recommend that an effort be made to induce the U. S. government to issue these guns to the state troops. All guns found by the inspectors needing repairs were ordered returned to this department, have been repaired and returned to companies.

RECOMMENDATIONS.

I suggest the following recommendations for the improvement of the reservation:

Moving of Hospital.—The medical department has complained with justice that the hospital building is not properly constructed for the care of patients and that the building is

General Report.

located entirely too near the camp. The interior of the building should be so arranged that those confined to the hospital will not be disturbed by the men who come there simply for the treatment of slight ailments.

I recommend that the building be removed to a more suitable location and that the interior of the building be so arranged, as to provide a ward for the sick; a prescription and consultation room; also a room for the medical officer in charge.

Officers' Building.—That the officers' building be moved to where the hospital building now stands.

Bath House.—That the bath house be increased by adding at least twenty showers to the same.

Sewerage.—That a system of sewerage be arranged to carry off waste water from the bath house and hydrants, and especially those at the kitchens.

Sinks.—The present system of sinks is undesirable, not alone in regard to the appearance of the grounds, but also the expense of moving the same every few days, and more especially from a sanitary point of view. With a system of sewerage and the present system of water works, permanent water closets could be easily and cheaply established.

Underbrush.—That the underbrush be removed from the whole reservation, excepting the bluffs, thereby nearly doubling the amount of ground available for the drilling and maneuvering of troops.

Range No. 5.—It will be found necessary to repair the parapet on range No. 5 and I would recommend that the work be made permanent by using stone as was done on range No. 3.

Telephone.—That the telephone lines on the several ranges be laid under ground.

Fencing.—That the top board on the fence be completed and the fence painted.

Walks.—That the grounds in and about the camp be laid with walks of either gravel, asphalt or cement.

Store Room.—That a fire-proof store room be constructed.

Side Tracks.—That the railroad companies be asked to lay

General Report.

a side track into the grounds for the convenience of receiving and removing baggage and supplies.

Custodian.—It seems to me that economy can be exercised in the selection of a custodian for the reservation; while those who have held the position of custodian have been very energetic and capable and have met every requirement asked of them, it might be well in the future to engage for the position of custodian, a man who is willing to do manual labor and one who is a sort of a "Jack of all trades" the state to furnish a team and wagon; I am sure that a great deal of work which is now dearly paid for, could be done by such a man with a team. A great portion of the work and improvements made during the past two years has been done under contract, and to a great extent, been supervised by an officer of this department; therefore, continuing this system obviates the necessity of a custodian who is capable only of superintending the work. A custodian should be capable and required to attend to the keeping up of the condition of the range, pits, fences, buildings, grounds and machinery, with the smallest amount of expense for additional help.

FINANCIAL.

The accompanying financial report shows a total expenditure:

For the year 1893		\$20,104 54
For the year 1894.....	\$42,788 71
Unpaid bills, 1894.....	550 00	43,338 71
Total.....		\$73,443 25
Credit.....		867 95
Total expenditure for two years.....		\$82,575 30

The expenses for the year 1894, being more than \$22,000 in excess of 1893, is due to the purchase of clothing, amounting to \$18,888.31; by reason of increased cost of railroad transportation owing to the large attendance at camp and the vast improvements on the military reservation at Camp Douglas.

The "credit" as will be seen from the annexed report was received from rental of canteen, and the amount received for in-

General Report.

surance on property destroyed in armories of Co. "A," 2d Inf. and Co "F," 1st Inf.

With the annual appropriation of \$3,000 for the permanent improvement of the military reservation at Camp Douglas, it is a question of only a few years when the reservation will be perfect in every detail.

Before closing this report, I desire to extend to your excellency my thanks for the many courtesies received at your hands. Your experience with, and your love for, the "National Guard," made the work and duties of this office a pleasure, for in every instance when I came to you for advice in any matter pertaining to the welfare and the advancement of the Guard, I found in you a hearty co-operator. In the person of Adjutant General Falk, my predecessor, with his vast experience in the affairs of the "National Guard," I found a valuable counsel, and one always ready to assist in anything that was of benefit and value to our state troops. The clerical work in the department was carefully and well looked after by Major Wm. Mahoney, assistant quartermaster general, and Capt. Charles R. Williams, assistant quartermaster, both of whom I found ready and willing at all times to respond to any call and carry out any duty that was assigned to them. All of which is respectfully submitted.

LOUIS AUER,

Quartermaster General.

Expenditures.

EXPENDITURES.

SCHEDULE.

GENERAL FUND.

September 30th, 1892, to September 30th, 1893.

Mrs. D. McCarll, washing blankets.....	\$15 25
J. P. Kalt, meals furnished 4th infantry, Milwaukee fire	23 10
Capt. H. W. Ellis, extra horse hire.....	300 00
J. R. Winkler, subsistence, camp.....	359 46
C. R. Williams, expenses, Chicago.....	32 07
C. R. Williams, expenses as Q. M. W. R. team, Ft. Sheridan	40 00
Louis Auer & Son, premium on insurance buildings W. R. R.	50 00
Armory riding school, horse hire, Milwaukee fire	22 00
M. Theibach & Co., banner.....	25 00
C. R. Williams, Wisconsin rifle range.....	134 00
August Scheibel, hardware.....	3 50
C. R. Williams, labor Q. M. dept.....	49 00
Capt. W. J. Grant, expenses L. H. S., world's fair dedication	247 50
Capt. O. B. Zwietusch, expenses at world's fair dedication	21 78
Henry Minor, labor on ice house, W. M. R.	24 00
J. H. Hardy, paid labor and mdse., ice house, W. M. R.	10 97
Dwight Hodge, labor on ice house, W. M. R.	11 15
John Singleton, lumber & mdse. for ice house, W. M. R.	113 34
W. F. Hardy, labor on ice house, W. M. R.	24 00
C. R. Williams, labor, Q. M. dept.....	49 00
J. H. Clark, mdse.....	11 05
H. H. Hardy, labor paid, W. M. R.	7 35
C. R. Williams, labor, Q. M. dept.....	98 50
J. Huels, repairing gattling gun.....	17 00
S. E. Jones, firing cannon Washington's birthday	10 00
Gen. J. N. Reese, medals for rifle team, inter-state competition	16 66
C. R. Williams, labor, Q. M. dept.....	60 00
Fred Huebs, 100 cartridges 12 Pdi gun.....	60 00
Wm. Frankfurth Co., mdse.....	3 17
Joys Bros. & Co., 14 saddle bags, canvas.....	14 00
H. W. Allen & Co., horse equipments for staff	623 00
H. Strelow, cleaning overcoats.....	3 50
K. F. Steul, cartage.....	16 30
M. Theibach & Co., mdse.....	18 75
Dyer Saddle Co., mdse.....	21 00
L. Buffmire, labor W. M. R.	43 00
Chas. Stickney, labor W. M. R.	19 66
C. R. Williams, labor Q. M. Dept.....	130 00
Chas. Wehrmann, repairing saddles.....	3 50
D. R. Jones, drugs.....	13 75
Croll & Volger, seeds for W. M. R.	79 60
Drake Bros., drugs.....	1 02
C. R. Williams, labor Q. M. dept.....	67 50
Mrs. Della McCarll, covering canteens.....	20 25
Wm. Alds, hay for W. M. R.	62 22
Ramsey & Lordal, mds.....	6 00
John Gallagher, repairing tents.....	22 30
J. H. D. Baker & Co., mdse for W. M. R.	21 20
M. C. Lilley & Co., state flag.....	130 00
Pabst Hotel, meals—staff.....	15 60
General O. H. Falk, expenses Q. M. Genl.	182 10
W. J. Park & Sons, Blunt's Manuals.....	24 00
James Morgan, blankets, mdse. for W. M. R.	150 02
John Greig, cots and chairs for W. M. R.	93 00
W. Mahoney, labor W. M. R.	443 90
C. R. Williams, expenses—inspecting and pay	134 25
Western Union Tel. Co., telegrams W. M. R.	23 38
Mrs. John Singleton, meals furnished W. M. R.	273 00
Gray Graham, reloading shells.....	23 50
Capt. H. W. Ellis, paid for painting cannons	35 00
F. F. Proudft, expenses—camp.....	4 15
J. M. Washburn, blacksmith work W. M. R.	19 90
C. H. Hoton, hardware.....	41 07
W. T. Hardy, labor W. M. R.	50 75
L. W. Brown, labor W. M. R.	97 00

Expenditures.

GENERAL FUND—Continued.

L. E. Gleason & Son, oats and feed for artillery and cavalry		
W. M. R.	\$115 19	
L. Buffmire, labor and teaming W. M. R.	66 12	
Milwaukee Paste Co., 6 bbls. paste W. M. R.	17 25	
W. Mahoney, mdse. for W. M. R.	156 72	
W. Mahoney, paid labor and teaming W. M. R.	861 37	
Wm. Mahoney, expenses	19 00	
Wm. Mahoney, paid labor—competition, W. M. R.	197 65	
Wm. Mahoney, sundries and expenses.	80 40	
Wm. Mahoney, paid labor—competition	153 00	
Madison Hardware Co., hardware.	15 06	
August Scheibel, hardware.	13 29	
Wm. Mahoney, paid for repairing tents.	19 25	
Hinrichs & Thompson, mdse. for rifle comp	17 04	
John Greig, mdse., camp	2 25	
General Otto H. Falk, expenses Q. M. General.	64 22	
Chas. Baumbach Co., drugs	42 13	
H. Strelow, cleaning uniforms.	4 00	
Jas. Babcock, labor W. M. R.	26 00	
Wm. Frankfurth, H. Co., mdse.	21 00	
K. F. Steuel, drayage	22 75	
Westlake De La Hunt Co., envelopes Q. M. department	2 25	
Western Union Telegraph Co., telegrams	6 92	
		\$6,686 78

SALARY.

September 30th, 1892, to September 30th, 1893.

General Falk, Q. M. General.	\$499 92	
Major Wm. Mahoney, Asst. Q. M. General.	1,380 00	
Capt. C. R. Williams, asst. quartermaster	300 00	
J. H. Hardy, custodian W. M. R.	720 00	
		2,899 92

TRANSPORTATION.

September 30th, 1892, to September 30th, 1893.

Chicago, Milwaukee & St. Paul Ry	\$3,681 52	
Chicago & North Western Ry. Co.	1,834 58	
Wisconsin Central Ry. Co.	8 48	
Illinois Central Ry. Co.	1 11	
Chicago, St. Paul, Minn. & O. Ry.	1,186 13	
Milwaukee, Lake Shore & W. Ry.	437 49	
		7,149 31

WISCONSIN MILITARY RESERVATION.

September 30th, 1892, to September 30th, 1893.

L. Buffmire, building stone wall pit, range 3	\$800 00	
L. W. Brown, lumber and labor on buildings.	395 00	
L. Buffmire, drilling well and repairing pumps	52 00	
Geo. Wanderlig, moving building.	189 50	
John Singleton, lumber	191 47	
John Singleton, building fence	256 40	
R. Schroeder, building stables.	248 00	
		2,112 37

FREIGHT AND CARTAGE.

September 30th, 1892, to September 30th, 1893.

Chicago, Milwaukee & St. Paul Ry. Co., freight.	\$152 99	
Chicago & North-Western Ry. Co., freight	107 99	
Karl Steuel, cartage.	64 95	
		325 93

CLOTHING.

September 30th, 1892, to September 30th, 1893.

M. C. Lilley & Co., 50 cap ornaments	\$3 50	
David Adler & Sons, uniforms for Co. "L," 2nd infantry, and Co. "D," 1st infantry.	755 25	

Expenditures.

CLOTHING—Continued.

Pettibone Mfg. Co., chevrons and stripes.....	\$15 75	
Pettibone Mfg. Co., caps, ornaments, chevrons and stripes for Co. "L," 2nd and Co. "D," 1st.....	155 73	
		990 23
Total expenses 1893		\$20, 104 54

GENERAL FUND.

From September 30th, 1893, to September 30, 1894.

Western Union Telegraph Co., telegrams.....	\$4 59	
Wisconsin Telephone Co., rental, telephone for W. M. R.....	52 40	
Delorme & Quentin Co., bombs, riot alarm, 4th infantry.....	60 00	
Fred Huels, repairing gattling guns	22 00	
Mrs. John Singleton, meals during competition	40 00	
Gen. O. H. Falk, services of stenographer	25 00	
Capt. C. R. Williams, expenses Asst. Q. M.....	11 00	
Maj. Wm. Mahoney, expenses Asst. Q. M. Gen.....	31 70	
Mrs. D. McCarll, washing blankets.....	16 00	
Gen. O. H. Falk, Q. M. Gen.....	13 00	
J. M. Washburn, shoeing horse and repairing wagon	1 50	
Capt. C. R. Williams, expenses measuring companies for uniforms	115 00	
Hough & Han hett, expenses at funeral of Private Paylor, Co. E, 1st. Infantry.....	5 50	
John Graham, powder and reloading shells.....	1 89	
Maj. Wm. Mahoney, expenses	23 00	
Chas. L. Stickney, labor cutting ice W. M. R	14 90	
L. Buffmire, hauling ice and labor	45 00	
Maj. Wm. Mahoney, expenses Hurley relief	66 10	
Antes & Young, expenses, funeral of Private Paylor, Co. E, 1st In fantry	15 00	
Geo. Brumder, 1 copying book	1 25	
Capt. H. W. Ellis, paid for repairs on gattling gun.....	196 00	
Wm. Alds, hay for W. M. R.....	9 38	
J. H. Stark & Co., lumber for stretchers	8 20	
Wm. Frankfurth Co., mdse. for stretchers.....	3 00	
John Topp & Bro., ducking for stretchers	10 39	
Capt. H. A. Wood, paid for repairing and cleaning property dam- aged by fire	69 00	
Jas. Purcell, repairing tents.....	15 00	
Capt. C. R. Williams, expenses.....	37 25	
H. F. Windsor, labor on survey W. M. R	11 25	
J. L. Ever, labor on survey W. M. R	11 25	
John Patterson, survey and map W. M. R	55 00	
Madison Hardware Co., mdse. Q. M. Dept	21 27	
A. H. Hollister, boxing for Q. M. Dept.....	3 50	
Maj. Wm. Mahoney, expenses Asst. Q. M. Gen.....	22 00	
Maj. Wm. Mahoney, boxing mdse for Q. M. Gen. Dept	13 75	
August Scheibel, brass hooks.....	3 40	
John Larson & Co., engraving marksman buttons.....	8 00	
Capt. C. R. Williams, expenses inspecting W. N. G.....	61 00	
Gen. Louis Auer, expenses Q. M. Gen.....	28 19	
Frank Cornelius, expenses funeral of Private Geo. Clary, Co. K, 1st Infantry, killed at W. M. R	20 00	
P. H. Conley, paid for digging grave of Private Clary.....	3 00	
Chas. Wehermann, 6 doz. stretcher slings and one half doz. bridle reins	40 50	
Gen. Louis Auer, expenses staff at Madison.....	49 20	
Milwaukee Buggy Co., wagon for W. M. R	45 00	
A. B. Cambier, maps of W. M. R	25 00	
Maj. Mahoney, mdse for Q. M. Dept	8 75	
Maj. Wm. Mahoney, telegrams	3 36	
Maj. Wm. Mahoney, expenses asst. Q. M. Gen.....	38 50	
Parker Pen Co., pen holders	5 00	
G. M. Barrett, hose and reels for W. M. R	97 28	
J. H. Hardy, freight paid of stores	5 08	
Brigham & Co., coal for W. M. R	109 61	
Hecht & Zumach, paints for W. M. R	52 00	
General Louis Auer, expenses Q. M. Gen	46 00	
F. J. Pfannerstill, moving guard house, bath house, and extra work on water works	278 10	

Expenditures.

GENERAL FUND—Continued.

Kipp Bros., cots, mattresses and pillows	\$40 86	
Wm. Franfurth Hardware Co., mdse for camp	15 05	
Milwaukee Paste Co., paste, camp	8 25	
H. Schettels & Sons, oil heater	8 00	
G. M. Barrett, 50 ft. hose, W. M. R.	55 00	
Globe Light & Heat Co., street lamps and posts for W. M. R.	199 75	
Hecht & Zumach, paints for W. M. R.	31 20	
J. H. Clary, funeral expenses son killed at W. M. R.	75 00	
M. Tiuncan, oats for troops during camp at W. M. R.	129 56	
Capt. H. W. Ellis, 8 prs. draft springs for Light Battery	65 85	
M. J. McLaughlin, 2 doz. boat stools	7 50	
Chas. McPherson, labor, camp W. M. R.	60 00	
Thos. Ryan, labor, camp W. M. R.	44 62	
Jas Morgan, mdse. for camp	16 01	
August Scheibel, mdse. for Q. M. Dept.	23 20	
John Singleton, labor and team, camp W. M. R.	92 50	
Dennis Nash, labor, camp W. M. R.	47 25	
Andrew Wilson, cartage, camp W. M. R.	5 00	
Wm. Alids, cartage, camp W. M. R.	14 87	
R. Hodges, labor, camp W. M. R.	18 75	
D. C. Hodges, labor, camp W. M. R.	46 50	
W. T. Hardy, labor, camp W. M. R.	32 00	
Leo Wilkinson, labor, camp W. M. R.	55 50	
H. F. Miner, labor, camp W. M. R.	53 25	
L. Buffinire, labor, man and team, camp W. M. R.	113 88	
John Singleton, lumber and labor, W. M. R.	448 04	
John Roberts, labor, camp W. M. R.	18 15	
John Grieg, mattresses and pillows	11 09	
Jas Kerwin, labor, camp W. M. R.	55 00	
General Louis Auer, expenses Q. M. Gen.	87 77	
Henry Gugler, printing maps military reservation	52 40	
John Gerbig, labor, W. M. R.	5 62	
Jas. Kerwin, labor, W. M. R.	20 00	
O. B. Zwietusch, 2 medals for competition	100 00	
Capt. John Salsman, freight on supplies	3 22	
John Gallagher, repairing tents	24 80	
Major Wm. Mahoney, telegrams during camp W. M. R.	61 18	
Maj. Wm. Mahoney, express on supplies, camp	64 51	
Capt. C. R. Williams, expenses inspecting W. N. G., and amount paid for two carts for camp	118 00	
Westlake De La Hunt Co., envelopes for Q. M. general	8 10	
Wisconsin Telephone Co., rent of telephones during camp and competition	64 59	
Maj. Wm. Mahoney, paid for labor—teaming, camp and competition W. M. R.	1,242 31	
Maj. Wm. Mahoney, washing, mdse. and expense W. M. R.	453 98	
		\$5,063 40

SALARY.

September 30th, 1893, to September 30th, 1894.

General Falk, Q. M. Gen.	\$104 15	
General Auer, Q. M. Gen.	395 77	
Maj. Wm. Mahoney, Asst. Q. M. Gen.	1,350 00	
Capt. C. R. Williams, Asst. Q. M. Gen.	900 00	
J. H. Hardy, custodian, W. M. R.	720 00	
		3,499 92

TRANSPORTATION.

September 30th, 1893, to September 30th, 1894.

Chicago, Milwaukee & St. Paul Ry. Co.	\$753 10	
Chicago & Northwestern Ry. Co.	956 75	
Chicago, St. Paul, Minn. & O. Ry. Co.	23 42	
Wisconsin Central Ry. Co.	6 92	
Illinois Central Ry. Co.	2 20	
		1,742 39

BILLS CONTRACTED, NOT PAID UNTIL AFTER SEPTEMBER 30th, 1894.

Chicago, Milwaukee & St. Paul Ry. Co.	3,973 99	
--	----------	--

Expenditures.

TRANSPORTATION—Continued.

Chicago & Northwestern Ry. Co.....	\$1,790 34	
Chicago, St. Paul, Minn. & O. Ry. Co.....	2,060 13	
Wisconsin Central Ry. Co.....	7 55	
		\$7,832 01

WISCONSIN MILITARY RESERVATION.

September 30th, 1893, to September 30th, 1894.

D. Nash, grubbing and clearing.....	62 50	
D. Nash, grubbing and clearing.....	65 00	
W. F. Hardy, labor.....	2 50	
L. Buffmire, labor and team.....	12 50	
Louis Auer & Son, premium—insurance on buildings and contents.....	75 00	
C. H. Hoten, glass and mds.....	12 00	
D. Hodge, grubbing and clearing.....	250 00	
A. Albutson, grubbing and clearing.....	45 00	
Gleason & Son, grass seed.....	4 30	
John Singleton, lumber and nails.....	12 78	
Dennis Nash, grubbing and clearing.....	52 50	
Albert Albertson, grubbing and clearing.....	90 00	
D. Hodge, grubbing and clearing.....	100 00	
Wm. Mahoney, paid for repairing road around reservation.....	100 00	
Albert Albertson, grubbing and clearing.....	51 75	
H. F. Miner, grubbing and clearing.....	15 75	
W. F. Hardy, grubbing and clearing.....	6 00	
F. J. Pfannerstill, laying water pipes, building engine room and bath houses.....	3,000 00	
		3,957 58

FREIGHT AND CARTAGE.

September 30th, 1893, to September 30th, 1894.

Chicago, Milwaukee & St. Paul Ry. Co., freight.....	\$500 34	
Chicago & Northwestern Ry. Co., freight.....	58 50	
Karl Seul, cartage.....	65 66	
		624 50

BILLS CONTRACTED, NOT PAID UNTIL AFTER SEPTEMBER 30TH, 1894.

Chicago & N. W. Ry. Co., freight.....	\$125 60	
Karl Seul, cartage.....	55 00	
		180 60

CLOTHING.

September 30th, 1893, to September 30th, 1894.

David Adler, Sons & Co., uniforms for W. N. G.....	\$16,772 44	
Pettibone Mfg. Co., caps, ornaments, chevrons and stripes for W. N. G.....	2,000 48	
J. A. Nemitz, blouses and caps for Second Infantry band.....	115 44	
		18,888 31
Total expenses, '94.....		\$42,788 71

CREDIT.

Amt. recd., rental of canteen 1893 and 1894, W. M. R.....	\$175 00	
Amt. recd., insurance for property destroyed in armory, Co. A, 2d Inf.....	466 95	
Amount recd., sale of property.....	90 00	
Amt. recd., insurance for property destroyed in armory, Co. F, 1st Infantry.....	136 00	
		\$967 95

Military Stores Received From United States.

SCHEDULE "A."

Showing military stores received from the United States.

60 Saddles, Cavalry complete.	150 Bayonet Scabbards.
30 Bridles, Curb.	200 Wood Wiping Rods.
30 Saddle Cloth—Officers.	550 Paper Targets A.
50 Prs. Saddle Bags, Leather.	600 Paper Targets B.
50 Saddle Blankets—Cavalry.	200 Cloth Silhouettes D.
50 Horse Covers with Surcingles.	200 Cloth Silhouettes E.
50 Halters complete.	200 Cloth Silhouettes F.
50 Bayonets complete, Springfield Rifle.	100 Paper Silhouettes E.
400,000 Rifle Ball Cartridges.	100 Paper Silhouettes F.
150,000 Round Balls.	200 Hook Attachments.
200,000 Cartridge Primers.	675 Campaign Hats.
3,000 Friction Primers.	200 Overcoats—Infantry.
400,000 Black Pasters.	11 Overcoats—Artillery.
30,000 Rifle Bullets.	625 Prs. Canvas Leggings.
1,000 Rifle Ball Cartridges, Cal. 30.	40 Wall Tents complete.
30,000 Rifle Blank Cartridges.	150 Paper Time Fuse.
1,000 Revolver Ball Cartridges.	150 Gun Slings.
3,000 Revolver Blank Cartridges.	10 Rubber Pouches.
5 Set Hand Re loading Tools.	4 Hospital Tents complete.
1 Set Bench Re loading Tools.	10 Sibly Tent Stoves.
420 Blanket Bags complete.	50 Joints Sibly Tent Stove Pipe.
420 Haversacks and Straps.	31 Saddle Blankets—Artillery.
200 Canteen Straps.	20 Artillery Whips.
50 Canteen Straps, Saddle.	20 Linch Pins No. 1.

Property in Possession of First Artillery.

SCHEDULE "B."

*Showing Property in possession of Capt. Harry W. Ellis, commanding
Light Battery "A," 1st Art.*

2 3-inch rifles.	46 Cap ornaments.
2 Caisson.	53 Campaign hats.
2 Gatling guns.	53 Pairs leggings.
8 Primer pouches.	50 Overcoats.
8 Cartridge pouches.	4 Gunner tools.
13 Hand spikes.	4 Fuze blocks.
12 Water buckets.	1 Reloading tool.
76 Sabers.	1 U. S. Regulation.
58 Belts.	5 State Regulations.
13 Saddles.	1 Manual Guard.
14 Bridles.	4 Pendulum hausse.
26 Saddle cloths.	2 Bugles.
4 Saddle cloths, officers.	5 Chests.
2 Vent covers.	200 Blank cartridges.
2 Tompions.	60 Time fuse.
8 Tarpaulins.	276 Revolver cartridges.
8 Lead harness.	440 Ball cartridges.
8 Wheel harness.	2,000 Rounds cartridges.
16 Surcingles.	1 Shell.
16 Whips.	65 Canister.
23 Revolvers.	200 3-inch blanks.
48 Head stalls.	20 Blankets.
22 Nose bags.	8 Sponge and Rammers.
6 Carbines.	2 Gun covers.
27 Holsters.	7 Tar buckets.
110 Blouses.	25 Cartr dge boxes.
109 Trousers.	20 Leg guards.
119 Caps.	16 Sponges.

Property in Possession of First Cavalry.

"SCHEDULE B"—Continued.

*Showing property in possession of Capt. John G. Salsman, commanding
Troop "A," 1st Cavalry.*

64 S. B. L. carbines, cal. 45.
5 S. B. L. rifles, cal. 45.
5 Gun slings.
43 Revolvers.
6 Waist belts and plates.
6 Cartridge boxes.
46 Woven cartridge belts.
36 Revolvers.
53 Carbine boots.
57 Carbine slings.
50 Picket ropes.
96 Saddles.
54 Bridles.
50 Saddle Bags.
50 Canvas horse covers.
81 Curry combs.

30 Horse brushes.
49 Halters.
60 Nose bags.
50 Canteens.
50 Canteen straps.
81 Saddle blankets.
100 Blouses.
100 Pairs trousers.
100 Fatigue caps.
50 Campaign hats.
40 Overcoats.
1 Set reloading tools.
1 Iron target plate.
2 State Regulations.
1 U. S. Regulations.

Military Property Issued to Schools.

SCHEDULE "C."

Showing military property issued to schools.

ST. JOHN'S MILITARY ACADEMY, DELAFIELD, WIS.

50 S. B. L. rifles, cal. 45.	12 Cavalry sabres and scabbards.
50 Gun slings.	40 S. B. L. Cadet rifles.
50 Bayonets.	40 Cadet cartridges.
50 Bayonet scabbards.	40 Cadet bayonet scabbards.
50 Woven cartridge belts.	10 Screw drivers.
2 M. L. cannon with carriage and limber.	1 Spring vises.
2 Caissons with limber.	5 Wood wiping rods.
2 Sponge and rammers (12 pd. gun).	

CAPT. P. J. ROONEY, KEWAUNEE, WIS.

20 M. L. muskets.	20 waist belts.
20 Bayonets.	20 Waist belt plates.
20 Bayonet scabbards.	20 Cartridge boxes.

CAPT. W. P. COLLEGE, MILTON COLLEGE, MILTON, WIS.

40 M. L. muskets.	40 Waist belts.
40 Bayonets.	40 Waist belt plates.
40 Bayonet scabbards.	40 Cartridge boxes.

CAPT. J. H. WOODNORTH, SEC'Y SOLDIERS' HOME, WAUPACA, WIS.

11 M. L. muskets.	11 Waist belts.
11 Bayonets.	11 Waist belt plates.
11 Bayonet scabbards.	11 Cartridge boxes.

REV. J. O'KEEFE, WATERTOWN, WIS.

50 S. B. L. rifles, cal. 50.	50 Waist belts.
50 Bayonets, cal. 50.	50 Waist belts and plates.
50 Bayonet scabbards.	50 Cartridge boxes (large).

PROF. A. F. ERNST, WATERTOWN, WIS.

85 S. B. L. rifles, cal. 50.	85 Waist belts.
85 Bayonets, cal. 50.	85 Waist belts and plates.
85 Bayonet scabbards.	

PROF. W. L. RANKIN, WAUKESHA, WIS.

30 S. B. L. rifles, cal. 45.	30 Waist belts.
30 Bayonets.	30 Waist belt plates.
30 Bayonet scabbards.	30 Cartridge boxes.

REV. J. D. COLEMAN, WATERTOWN, WIS.

29 S. B. L. carbines, cal. 45.	29 Waist belt plates.
29 Waist belts.	29 Cartridge boxes.

Military Property Issued to Schools.

CAPT. F. L. JACOBS, NEENAH, WIS.

20 S. B. L. rifles, cal. 50.	20 Waist belts.
20 Bayonets.	20 Waist belt plates.
20 Bayonet scabbards.	20 Cartridge boxes (large).

CAPT. LEVI. J. BILLINGS, SONS OF VETERANS' CAMP, RHINELANDER, WIS.

20 S. B. L. rifles, cal. 50.	20 Waist belts.
20 Bayonets.	20 Waist belt plates.
20 Bayonet scabbards.	20 Cartridge boxes.

CAPT. A. SCHILLENGER, SHARON, WIS.

24 M. L. muskets.	24 Waist belts.
24 Bayonets.	24 Waist belt plates.
24 Bayonet scabbards.	24 Cartridge boxes (large).

Arms and Accoutrements in Possession of G. A. R. Posts.

SCHEDULE "D."

Showing arms and accoutrements now in the possession of G. A. R. Posts.

Name of Post.	No.	Location.	S. B. L. Rifles, Cal. 50, with acc. Comp.
E. B. Wolcott.....	1	Milwaukee.....	10
Oshkosh.....	10	Oshkosh.....	10
C. C. Wasburn.....	11	Madison.....	10
W. H. Sargent.....	20	Janesville.....	10
Geo. H. Irwin.....	25	Lodi.....	10
Alex. Lowrie.....	36	Viroqua.....	20
Henry Miles.....	47	Elroy.....	10
Eagle.....	52	Eau Claire.....	20
S. F. Curtis.....	67	West Lima.....	5
J. Comerford.....	68	Chippewa Falls.....	20
Custer.....	72	Rock Elm.....	5
S. Wheeler.....	75	Verona.....	10
Walworth County.....	76	Elkhorn.....	10
John Flynn.....	77	North La Crosse.....	10
Chas. E. Coleman.....	82	Durand.....	10
Jerry Turner.....	85	Viola.....	10
W. G. Wheeler.....	93	Osseo.....	10
I. D. Pease.....	94	Watertown.....	6
Jas. Mason.....	106	De Soto.....	10
I. N. Earl.....	112	Colby.....	10
Geo. Hall.....	117	Heaver Dam.....	10
Ellsworth.....	118	Ellsworth.....	10
H. S. Swift.....	137	Edgerton.....	16
G. A. Custer.....	140	Ashland.....	10
F. A. Haskell.....	146	Columbus.....	10
Jos. Shannon.....	148	Shannon.....	8
Phil. Davenport.....	152	Soldiers' Grove.....	10
Eau Galle.....	167	Eau Galle.....	10
Sam Monteith.....	173	Fennimore.....	10
I. N. Nichols.....	177	River Falls.....	10
Wintermeyer.....	187	Webster.....	10
Fimian.....	196	Alma.....	6
Luther Cane.....	201	Burlington.....	10
U. S. Grant.....	204	Maiden Rock.....	10
W. H. Hamilton.....	208	Sun Prairie.....	6
H. P. Davidson.....	212	Plymouth.....	6
John Hazen.....	214	Cashton.....	5
G. B. Lincoln.....	215	Union Grove.....	6
Jos. Rankin.....	219	Two Rivers.....	6
John Harp.....	220	Horicon.....	20
F. H. Potter.....	229	Cambridge.....	6
F. S. Lovell.....	230	Kenosha.....	10
Cyprian Downer.....	231	Bangor.....	10
John W. Scott.....	241	Oshkosh.....	10
J. J. Andregg.....	242	Ahnapee.....	10
Bayfield.....	249	Bayfield.....	10
S. H. Bryant.....	253	Lake Mills.....	10
Fountain City.....	25	Fountain City.....	10
J. F. Sawyer.....	7	Omro.....	10
Joe Hooker.....	9	Baraboo.....	10
J. A. Kellogg.....	78	Antigo.....	15

Arms and Accoutrements in Possession of G. A. R. Posts.

SCHEDULE "D"—Continued.

Showing arms and accoutrements now in the possession of G. A. R. Posts.

Name of Post.	No.	Location.	M. L. musket with accoutre- ments complete.
Jerome Chesbro.....	15	Markesan	10
J. A. Garfield.....	21	Waupaca.....	10
J. E. Holmes.....	26	Jefferson.....	10
J. W. Lynn.....	30	Sparta.....	6
J. H. Ely.....	31	Juneau.....	10
C. E. Curtis.....	34	Whitewater.....	10
N. S. Frost.....	35	Prairie du Sac.....	10
Wilson Colwell.....	38	La Crosse.....	10
B. J. Sweet.....	40	Stockbridge.....	10
T. L. Sutphen.....	41	Evansville.....	10
H. W. Cressy.....	42	Toman.....	18
Raymond.....	43	Mayville.....	10
J. R. Shepard.....	44	Menasha.....	10
Harvey.....	45	Darlington.....	10
Henry Turner.....	46	New London.....	10
Chas. G. Bacon.....	48	Neillsville.....	10
A. A. Mathews.....	49	La Valle.....	10
John Gillespie.....	50	Kilbourn city.....	10
Geo. W. Bell.....	53	Wonevot.....	10
A. R. McDonald.....	56	Mazomanie.....	10
Chas. Edgerton.....	57	Warren Mills.....	10
W. P. Mitchell.....	61	New Lisbon.....	10
W. D. Walker.....	64	Montello.....	10
E. Hoyt.....	69	Albany.....	10
Alexis Tallman.....	70	Clinton.....	10
J. C. More.....	71	Avoca.....	10
E. W. Ramsey.....	74	Oconto.....	10
Hawley.....	81	Shawano.....	10
John Faller.....	83	N. Freedom.....	10
P. C. Judkins.....	87	Alma Center.....	10
Wm. A. Barstow.....	88	Keudall.....	10
W. W. Patton.....	90	Brodhead.....	9
Thos. H. Oates.....	96	Shullsburg.....	10
W. A. Nelson.....	97	Forestville.....	10
J. E. Perkins.....	98	Augusta.....	10
O. F. Pinney.....	102	Monroe.....	10
W. F. Dawes.....	105	Necedah.....	10
Williamson.....	109	Dodgeville.....	10
Marshfield.....	110	Marshfield.....	10
H. C. Hegz.....	114	Waupun.....	10
J. W. Appleton.....	116	Black Creek.....	10
O. F. Mattice.....	119	Waterloo.....	10
Badgero.....	122	Friendship.....	10
T. O. Howe.....	124	Green Bay.....	10
Geo. H. Legate.....	125	Mineral Point.....	10
Ben Sheldon.....	136	Brandon.....	10
Jos. Bailey.....	138	Palmyra.....	10
Henry Didiot.....	141	Hillsborough.....	10
E. Updyke.....	142	Clear Lake.....	10
Gen. James Shields.....	145	Medford.....	10
Plover.....	149	Plover.....	10
P. C. Buckman.....	153	Stoughton.....	10
Allen McVeigh.....	154	Star.....	10
Stevens Point.....	156	Stevens Point.....	10

Arms and Stores Issued to and Held by G. A. R. Posts.

SCHEDULE "D"—Continued.

Showing arms and military stores issued to and now held by G. A. R. Posts.

Name of Post.	No.	Location.	M. L. musket with accoutre- ments complete.
James Williams	158	Ontario.....	10
Fort Atkinson.....	159	Fort Atkinson.....	10
Elijah Amidon.....	181	Melrose.....	10
Geo. M. West.....	165	Hartford.....	10
Alonzo Palmer.....	170	Superior.....	10
Horace T. Sanders	173	Norwalk.....	10
Phillips	181	Phillips.....	10
Geo. C. Ginty.....	182	Cadott.....	10
Geo. Lythe	190	Kiel.....	10
Geo. Parsons	195	Merrimac.....	10
W. Waterman.....	197	Plainfield.....	10
John Ganzon.....	198	Seymour.....	10
Alex Rickey.....	200	Hersey.....	10
S. H. Sizer.....	207	Marinette.....	10
C. McArthur.....	221	Rockbridge.....	8
Hayward	260	Hayward	10

Military Property in Possession of the State.

SCHEDULE "E."

Showing military property in possession of the state.

2,595 S. B. L. Rifles, Cal. 45.	2,014 Haversacks.
516 S. B. L. Rifles, Cal. 50.	1,969 Haversack Straps.
2,598 Bayonets, Cal. 45.	981 Waist Belts and Plates.
367 Headless Shell Extractors.	2,551 Woven Cartridge Belts.
294 Screw Drivers.	35,760 Rifle Ball Cartridges, Cal. 45.
358 Sight Covers.	400 Carbine Ball Cartridges.
44 Spring Vises.	12,480 Rifle Blank Cartridges.
300 Wood Wiping Rods.	2,000 Rifle Bullets.
2,030 Blanket Bags.	45,500 Cartridge Primers.
2,031 Blanket Bag Shoulder Straps.	2,700 Friction Primers.
1,995 Blanket Bag Coats Straps.	60,000 Round Balls, 70 grs.
2,608 Bayonet Scabbards, Cal. 45.	2,532 Revolver Ball Cartridges.
236 Bayonet Scabbards, Cal. 50.	4,264 Revolver Blank Cartridges.
60 Bayonet Scabbards, Cadet Cal. 45.	5,079 Blouses.
60 Bayonets, Cadet, Cal. 45.	30,419 Cap Ornaments.
60 Rifles, Cadet, Cal. 45.	4,640 Fatigue Caps.
287 Bayonets, Cal. 50.	2,051 Pairs Leggings.
2,105 Canteens.	2,049 Overcoats.
1,919 Canteen Straps.	4,890 Pairs Trousers.
961 Cartridge Boxes.	63 Trumpets and Cords.
2,752 Gun Slings.	

Military Property in Armory.

SCHEDULE "F."

Showing military property now in the armory.

- | | |
|---|--|
| 5 M. L. Cannons with Carriage and Limber. | 95 Waist Belts and Plates. |
| 1 Howitzer with Carriage and Limber. | 81 Cartridge Belts and Plates, Loop. |
| 192 S. B. L. Rifles, Cal. 45. | 4 Woven Cartridge Belts, Cavalry. |
| 1 Magazine Rifle, Mod. 92. | 97 Woven Cartridge Belts, Infantry. |
| 1 S. B. L. Carbine Rifle, Cal. 45. | 151 Cartridge Belt Plates, Infantry. |
| 42 S. B. L. Rifle, Cal. 50. | 2 Sword Belts, Officers'. |
| 36 M. L. Muskets. | 47 Waist Belt Plates. |
| 16 M. L. Carbines. | 35,760 Rifle Ball Cartridges, Cal. 45, reload- |
| 20 Cadet Rifles, Mod. 84. | ing. |
| 19 Cavalry Sabers. | 880 Rifle Ball Cartridges, Cal. 45. |
| 19 Cavalry Saber Scabbards. | 400 Carbine Ball Cartridges, Cal. 45, re- |
| 2 N. C. O. Swords. | loading. |
| 2 N. C. O. Sword Scabbards. | 1,760 Rifle Ball Cartridges, Cal. 50. |
| 2 Officer's Swords. | 540 Rifle Ball Cartridges, Cal. 30. |
| 2 Officer's Sword Scabbards. | 12,480 Rifle Blank Cartridges, Cal. 45. |
| 247 Bayonets, Cal. 45. | 1,000 Winchester Blank Cartridges, Cal. 45. |
| 112 Bayonets, Cal. 50. | 2,000 Rifle Bullets, 500 Grs. |
| 20 Bayonets, Cadet Rifle | 45,500 Cartridge Primers. |
| 192 Bayonet Scabbards, Cal. 45. | 2,700 Friction Primers. |
| 96 Bayonet Scabbards, Cal. 50. | 60,000 Round Balls, 70 Grs. |
| 20 Bayonet Scabbards, Cadet. | 21,000 Revolver Ball Cartridges. |
| 210 Headless Shell Extractors. | 4,264 Revolver Blank Cartridges. |
| 29 Screw Drivers. | 32,400 Empty Shells. |
| 41 Sight Covers. | 103 Cloth Silhouettes "D." |
| 5 Spring Vises. | 49 Cloth Silhouettes "E." |
| 30 Tumbler Punches. | 48 Cloth Silhouettes "F." |
| 4 Wood Wiping Rods. | 75 Paper Silhouettes "D." |
| 33 Blanket Bags. | 159 Paper Silhouettes "E." |
| 33 Prs. Blanket Bag Shoulder Straps. | 318 Paper Silhouettes "F." |
| 10 Prs. Blanket Bag Coat Straps. | 10 Paper Targets "A." |
| 82 Canteens. | 109 Paper Targets "B." |
| 101 Canteens, Uncovered. | 679 Paper Targets "C." |
| 26 Canteen Straps. | 49,000 Pastors, Black. |
| 252 Attachment Hooks, Brass. | 448,000 Pastors, Buff. |
| 200 Attachment Hooks, Brass, U. S. Pattern. | 7 Iron Target Plates. |
| 77 Canteen Covers. | 7 Sets Steel Target Frames. |
| 82 Canteen Corks. | 1 Trigger Weight. |
| 27 Canteen Corks with Chains. | 1 Housing for Commander in Chief's Saddle. |
| 169 Cartridge Boxes. | 3 Housing for General Officers' Saddle. |
| 250 Gun Slings. | 10 Saddle Cloths for Staff Officers' Saddle. |
| 18 Gun Slings, Wisconsin Pattern. | 11 Saddle Cloths, Infantry Officers. |
| 27 Haversacks. | 8 Felt Saddle Cloths. |
| 32 Haversack Straps. | 4 Bridles for General Officers. |

Military Property in Armory.

SCHEDULE "F"—Continued.

Snowing military property now in the armory.

10 Bridles for Staff Officers.	9 Trumpets Cords, Infantry.
14 Martingales for General and Staff Officers.	11 Stretchers.
22 Saddles L. C., Complete.	12 Prs. Stretcher Slings.
16 Bridles, Curb.	214 Wall Tents.
59 Saddle Bags, Leather.	212 Wall Tent Flies.
13 Equipment Sacks, Canvas.	214 Wall Tent Poles, Ridge.
2 Saddle Blankets, Artillery.	428 Wall Tent Poles, Upright.
2 Saddle Blankets, Cavalry.	11 Hospital Tents.
9 Revolver Holsters.	11 Hospital Tent Flies.
8 Prs. Spurs.	11 Hospital Tent Poles, Ridge.
1 Forage Cap.	22 Hospital Tent Poles, Upright.
257 Cap Ornaments, Infantry.	12 Mess Tents.
30 Cap Ornaments, Musc.	12 Sets Mess Tent Poles.
69 Campaign Hats.	1 Wall Tent, 12 x 21, with Fly and Poles.
123 Prs. Leggings, New.	2 Wall Tents, 14 x 24, with Flies and Poles.
15 Prs Leggings, Old.	8 Sibley Tent Stoves with Pipes.
39 Overcoats, Made.	1 Garrison Flag.
22 Blankets, Woolen, Double.	1 National Flag.
7 Blankets, Woolen, Single.	1 State Flag.
6 Prs. 1st Sergt's Chevrons, Infantry.	
4 Prs. Co. Q. M. Sergt's Chevrons, Infantry.	UNSERVICEABLE PROPERTY.
20 Prs. Sergeant's Chevrons, Infantry.	36 S. B. L. Rifles, Cal. 45.
20 Prs. Corporal's Chevrons, Infantry.	19 Bayonets, Cal. 45.
11 Prs. Serg't Major's Chevrons, Infantry.	25 Bayonet Scabbards, Cal. 45.
1 Pr. R. Q. M. Sergeant's Chevrons, Infantry.	2 Bayonet Scabbards, Cal. 50
1 Pr. C-m. Sergeant's Chevrons.	10 Wood Wiping Rods.
2 Prs. Prin. Musicians' Chevrons.	60 Waist Belts and Plates.
3 Prs. Chief Trumpeter's Chevrons.	18 Waist Belts.
44 Prs. Sergeants Trouser Stripes, Infantry.	11 Woven Cartridge Belts, Cavalry.
21 Prs. Corporals Trouser Stripes, Infantry.	80 Gun Slings.
1 Pr. Com. Sergt's Trouser Stripes.	10 Cartridge Boxes.
4 Spring Cots.	1 Iron Target Plate.
13 Mattresses.	11 Canteens.
17 Comforters.	4 Sets Reloading Tools, State.
38 Pillows.	2 Sets Reloading Tools, U. S.
71 Pillow cases.	1 Blanket Bag.
75 Sheets.	1 Pr. Blanket Bag Shoulder Straps.
8 Bed Spreads.	1 Haversack.
100 Towels.	441 Blouses.
8 Ponchos, Rubber.	422 Prs. Trousers.
9 Trumpets.	594 Fatigue Caps.
	33 Campaign Hats.
	12 Prs. Leggings.
	414 Summer Helmets.
	31 Cap Ornaments.

Military Property in Armory.

SCHEDULE "F"—Continued.

Showing military property now in the armory.

- 14 Overcoats.
- 1 Saddle L. C.
- 5 Watering Buckets.

BOOKS.

- 84 Copies Manual Guard Duty.
- 6 Copies Drill Regulations.
- 7 Copies Blunt's Manual Small Arms Firing.

TOOLS.

- 1 Draw Shave.
- 1 Hammer.
- 2 Screw Drivers with handle.
- 1 Plane.
- 1 Try Square.
- 2 Prs. Pliers, Large, Flat Nose.

- $\frac{1}{4}$ D. z. Files.
- 1 Brace.
- 1 Set Bits.
- 2 Hatchets.
- 1 Oiler, Large.
- 1 Oiler, Small.
- 1 Nail Puller.
- 1 Monkey Wrench.
- 2 Saws.
- 1 Chisel, $\frac{3}{4}$ in. with handle.
- 1 Pr. Cutting Nippers.
- 2 Nail Sets.
- 16 Arms Chests.
- 1 Repair Chest.
- 6 Clothing Chests.
- 1 Watch.
- 5 Medicine Chests.

Property at Military Reservation, Camp Douglas.

SCHEDULE "G."

Showing property at the Wisconsin Military Reservation, Camp Douglas

44 Wire cots.	12 Straw pillows.
4 Canvas cots.	6 Wood pails.
44 Mattresses.	5 Tin lamps.
15 Canvas chairs.	1 Bulletin board.
17 Cane chairs.	1 Cook stove.
3 Cane chairs (rockers).	2 Blackboards.
1 Wood chair (rockers).	3 Chests (small).
110 Wood chairs.	39 Street lamps.
17 Wash stands, plain.	2 Hand carts.
3 Commodes.	3 Stands (small).
2 Hammocks and hooks.	1 Barrel of paste.
12 Looking glasses.	5 Pumps.
14 Pitchers (wash).	11 Tin paste boxes.
3 Pitchers (small).	3 Branding irons.
17 Wash bowls.	9 Iron target plates.
13 Soap dishes.	1 Shovel.
1/2 Box candles.	1 Tin sprinkler.
9 Chambers.	3 Tin cups.
6 Slop jars.	146 D paper silhouettes.
6 Slop pails (tin).	11 E paper silhouettes.
8 Wash basins (tin).	62 F paper silhouettes.
1 Five gallon oil can.	45 B paper targets.
12 Tin pails.	22 C paper targets.
1 Tub.	93 D cloth silhouettes.
5 Lanterns.	127 E cloth silhouettes.
2 Dust pans.	170 F cloth silhouettes.
3 Fire shovels.	148,000 Black pasters.
1 Hatchet.	469,000 Buff pasters.
1 Nail puller.	50 Yards sheeting.
4 Mauls (iron).	50 Feet rope 1/2 inch.
1 Curry comb and brush.	6 Saddles.
5 Hose nozzles.	6 Bridles.
5 Hose sprinklers.	1 Saddle cloth, Inf. officer
2 Mallets (small).	16 D Silhouette frames.
1 Tack hammer.	14 E Silhouette frames.
8 Ink stands.	15 F Silhouette frames.
20 Tables.	26 Large disks.
17 Lamps, glass, complete.	22 Small disks.
20 Candlesticks (tin).	6 Hose reels.
1 Stove and pipe.	1,000 Feet 3/4 inch hose.
1 Mop handle.	100 Feet 1/2 inch hose.
2 Tin dippers.	100 Feet 1 inch hose.
1 Camp stool.	4 Shovels.
7 Wood benches.	1 Hand saw.

Property at Military Reservation, Camp Douglas.

SCHEDULE "G"—Continued.

Showing property at the Wisconsin Military Reservation, Camp Douglas.

2 Hammers.	2 Scythes.
1 Engine hammer.	2 Forks.
2 Monkey wrenches.	20 Slop barrels.
Pipe wrenches.	22 9x9 Tent floors.
1 Oiler.	19 14x14 Tent floors.
1 Glass oil can.	3 14x24 Tent floors.
1 Road scraper.	1,980 Small tent pins.
1 1½ inch hose nozzle.	1,680 Large tent pins.
1 Cross-cut saw.	1 Horse.
1 Hoe.	1 Spring wagon.
1 Iron rake.	1 Single harness.
2 Wood rakes.	