



LIBRARIES

UNIVERSITY OF WISCONSIN-MADISON

Come to me memories olden.

Chicago: Root & Cady (67 Washington St.), 1868

<https://digital.library.wisc.edu/1711.dl/5T7ZL2N3C47Y38V>

<http://rightsstatements.org/vocab/NKC/1.0/>

The libraries provide public access to a wide range of material, including online exhibits, digitized collections, archival finding aids, our catalog, online articles, and a growing range of materials in many media.

When possible, we provide rights information in catalog records, finding aids, and other metadata that accompanies collections or items. However, it is always the user's obligation to evaluate copyright and rights issues in light of their own use.



Song and Chorus.

Words by S. WILLMORE BENNETT.


MUSIC BY J. P. WEBSTER.

35

CHICAGO.

Published by Root & Cady 67 Washington St.


COME TO ME, MEMORIES OLDEN.



Words by S. F. BENNETT.

Music by J. P. WEBSTER.


PIANO.



The first system of piano accompaniment consists of two staves. The right hand (treble clef) plays a melody of eighth and sixteenth notes. The left hand (bass clef) plays a harmonic accompaniment of chords. Pedal markings ('Ped.') and asterisks (*) are placed below the left staff to indicate where to use the sustain pedal.



The second system of piano accompaniment continues the melody and accompaniment from the first system. It features similar rhythmic patterns and harmonic support, with 'Ped.' and '*' markings in the bass staff.



The vocal line for the first system, written on a single treble clef staff, shows the melody for the first three lines of lyrics.

1. Come to me mem - o - ries old - en ,
 2. Give me the mom - ents of meet - ing ,
 3. Give me the words that are si - lent !

Out from the beau - ti - ful
 Fraught with a pleas - ure un -
 Give me the smile that is



The second system includes the vocal line and piano accompaniment. The vocal line continues the melody, and the piano accompaniment provides harmonic support. The piano part features a rhythmic pattern of eighth notes in the right hand and chords in the left hand.

past! Show me the mys - ter - ies gold - en
 told, Give me the lip's holy press - ure, -
 gone! Give me love's ear - nest de - vo - tion!

The first system of music consists of a vocal line on a single staff and a piano accompaniment on two staves. The vocal line begins with a rest, followed by the lyrics. The piano accompaniment features a steady eighth-note pattern in the right hand and a simple harmonic accompaniment in the left hand.

Locked in thy tres - ur - - ies fast! Give me the
 Give me the ring - lets of gold; Give me the
 Give me love's el - o - quent song! Thou hast my

The second system of music continues the vocal line and piano accompaniment. The piano accompaniment includes some chords in the right hand that correspond to the lyrics.

gems in thy keep - ing, Let my heart wear them to -
 vows that were whis - pered Un - - der the beau - ti - ful
 treas - ures - re - store them Ev - - en in seem - ing to

The third system of music concludes the vocal line and piano accompaniment. The piano accompaniment features chords in the right hand that support the final lines of the lyrics.

4

night! Long hath it walked in the dark-ness,
 sky, Give me the sun - - light that gild - ed -
 me! Come to me mem - - o - ries old - en,

Long hath it looked for the light.
 Mom - ents for - ev - er gone by.
 Long have I wait - ed for thee!

CHORUS.

AIR. Come to me mem - o - ries old - en, Out from the
 ALTO. Old - en,
 TENOR. Come to me mem - o - ries old - en, Out from the
 BASS.

beau - ti - ful past ! Show me the mys - ter - ies

Beautiful past !

beau - ti - ful past ! Show me the mys - ter - ies

Beautiful past !

The first system of the musical score consists of five staves. The top two staves are vocal lines in treble clef, with lyrics: "beau - ti - ful past ! Show me the mys - ter - ies". The third staff is a vocal line in treble clef with lyrics: "Beautiful past !". The fourth staff is a vocal line in bass clef with lyrics: "beau - ti - ful past ! Show me the mys - ter - ies". The fifth staff is a piano accompaniment in grand staff (treble and bass clefs). The piano part features a rhythmic pattern of eighth notes in the right hand and chords in the left hand. There are triplets in the vocal lines.

gold - en Locked in thy treas - ur - ies fast !

Gold - en ,

gold - en Locked in thy treas - ur - ies fast !

The second system of the musical score consists of five staves. The top two staves are vocal lines in treble clef, with lyrics: "gold - en Locked in thy treas - ur - ies fast !". The third staff is a vocal line in treble clef with lyrics: "Gold - en ,". The fourth staff is a vocal line in bass clef with lyrics: "gold - en Locked in thy treas - ur - ies fast !". The fifth staff is a piano accompaniment in grand staff (treble and bass clefs). The piano part continues with the same rhythmic pattern as the first system, ending with a double bar line.