



LIBRARIES

UNIVERSITY OF WISCONSIN-MADISON

UW vs Stanford : Rosebowl January 1, 2000.

Madison, Wisconsin: UW Sports Information Office, 2023-01-17

<https://digital.library.wisc.edu/1711.dl/FQTGSRPO56M258W>

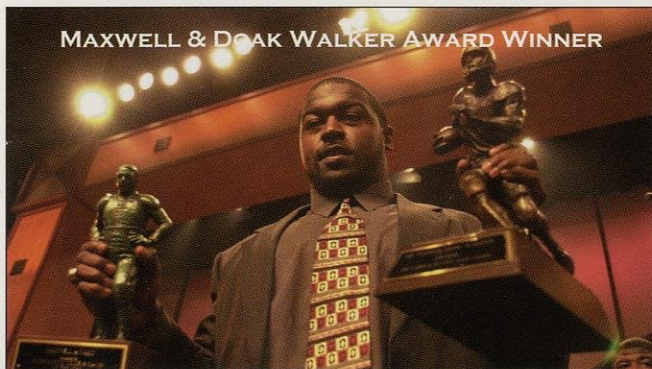


<http://rightsstatements.org/vocab/InC/1.0/>

The libraries provide public access to a wide range of material, including online exhibits, digitized collections, archival finding aids, our catalog, online articles, and a growing range of materials in many media.


When possible, we provide rights information in catalog records, finding aids, and other metadata that accompanies collections or items. However, it is always the user's obligation to evaluate copyright and rights issues in light of their own use.

WISCONSIN

Badgers



MAXWELL & DOAK WALKER AWARD WINNER



HEISMAN TROPHY WINNER

UW VS. STANFORD




JANUARY 1, 2000


WISCONSIN FOOTBALL

COLLEGE FOOTBALL'S BEST 1998-99 overall records

1.	Marshall	24-1	.960
2.	Florida State	22-2	.917
	Tennessee	22-2	.917
4.	Kansas State	21-3	.875
5.	Wisconsin	20-3	.870
	Virginia Tech	20-3	.870
7.	Nebraska	20-5	.800
8.	Florida	19-5	.792
	Michigan	19-5	.792
10.	Air Force	18-5	.783
	Georgia Tech	18-5	.783
12.	Miami, Ohio	17-5	.773
13.	Penn State	18-6	.750
14.	Mississippi State	17-7	.708
15.	seven teams	16-7	.700



Major award finalists



*Lou Groza Award finalist
Mosi Tatupu Award finalist*
VITALY PISETSKY



*Heisman Trophy winner
Maxwell Award winner
Doak Walker Award winner*
RON DAYNE



Outland Trophy finalist
CHRIS MCINTOSH

ROSE BOWL PRESENTED BY AT&T

Badgers seek to become first Big Ten team to win consecutive Rose Bowls

2000 Rose Bowl *presented by AT&T*

Date: January 1, 2000
Site: Pasadena, CA
Facility: Rose Bowl
Capacity: 92,000
Time: 4 p.m. CST
Television: ABC

This 2000 Rose Bowl media guide was published by the Wisconsin Sports Information staff.

Editor: Steve Malchow, Sports Information Director

Contributors: Justin Doherty, Julie Kluge, Barb Wyatt, Britt Kinder, Brian Lucas, Carla Swinehart, Lauren Price, Patrick Herb and Jen Forge.

Photographers: David Stluka, Del Brown, Salli White, Jeff Miller, Greg Anderson and Wisconsin State Journal.

Cover design: Steve Malchow



"This day makes history for the University of Wisconsin and our football program," said Coach Barry Alvarez after Ron Dayne's record-breaking day vs. Iowa on Nov. 13. The Badgers also claimed a second straight Big Ten championship and Rose Bowl berth that day.

Wisconsin at-a-glance

Location: Madison, WI
Enrollment: 40,109
Nickname: Badgers
Conference: Big Ten
Colors: Cardinal & White
Chancellor: David Ward
Director of Athletics: Pat Richter
Head Coach: Barry Alvarez

MEDIA RELATIONS STAFF

SID: Steve Malchow
Associate SID: Justin Doherty
Assistant SID: Julie Kluge
Interns: Britt Kinder (football) and Brian Lucas (men's basketball)
Mailing Address: 1440 Monroe Street, Madison, WI 53711
Office Phone: (608) 262-1811
Fax: (608) 262-8184
Malchow home: (608) 238-8199
Doherty home: (608) 663-4780
Website: www.wisc.edu/ath/

Practice schedule (tentative)

Dec. 25 Depart for Los Angeles
Dec. 26 Practice (12:30-2:30)
Dec. 27 Practice (9:45-noon)
Dec. 28 Practice (Noon-2:30)
Dec. 29 Practice (9:45-noon)
Dec. 30 Practice (1:45-3)
Jan. 1 Rose Bowl game
Jan. 3 Depart for Madison

Wisconsin's practice site: Los Angeles Coliseum (open to media only ... video cameras opening 15 minutes only)

Bowl game headquarters

Media Hotel: Westin Century Plaza in Century City (310/551-3300)
Wisconsin Hotel: Park Hyatt (310/277-1234)
Stanford Hotel: Beverly Hills Hilton (310/274-1777)

Game facts

Setting the stage: Wisconsin's football team (9-2, 7-1 Big Ten) will try to become the first school in Big Ten history to win consecutive Rose Bowls when it meets Stanford (8-3, 7-1 Pac-10) in the 86th Rose Bowl game, presented by AT&T on Jan. 1, 2000. Kickoff at the Rose Bowl is set for 4 p.m. CST in a game televised nationally by ABC.

In the booth: Keith Jackson (play-by-play), Dan Fouts (color commentary) and Todd Harris (side-lines) will describe the action for ABC's national television coverage.

The Rose Bowl will also be carried by ESPN Radio to its national audience. Charlie Steiner and Rodney Gilmore will handle the announcing duties.

Matt Lepay (play-by-play) and Mike Lucas (color) will broadcast the game for the Badger radio network.

Badger notebook items

Check it out: The bar seems to be raised every season of the Barry Alvarez era, and yet, the '99 Badgers overcame a number of potential distractions to leave a legacy they can be proud of. Consider the evidence.

- Wisconsin won its first undisputed Big Ten title in 37 years.
- The Badgers' nine wins were the third-most in the modern era at the school. The '93 team and '98 club won 10 and 11 games (the two winningest years in UW annals) and appeared in the Rose Bowl.
- Wisconsin ended the season with seven straight wins (after a 2-2 start), the fourth-longest win streak on record at the UW.
- The Badgers beat four nationally rated programs (Ohio State, Minnesota, Michigan State and Purdue) for the first time in history.
- Wisconsin's .875 winning percentage in league games, which has been accomplished two years in a row, is the best in 88 years at UW.
- With a win in Columbus, Wisconsin became the first Big Ten school to win games at Michigan, Ohio State and Penn State.

35.6

The Badgers are on pace (currently at 35.6 ppg) to set a school scoring record. The 1983 club averaged 32.6 points. As long as the Badgers don't get shut out in the Rose Bowl, the 1999 team will set the season scoring record. If the Badgers are shut out vs. Stanford, their season scoring norm will drop to 32.6 points, the same as the 1983 team.

Coaches corner

Barry Alvarez: Concluded his first decade at Wisconsin with a record that suggests he is the top coach in school annals.

The 9-2 regular-season campaign this fall improved his career and school record to 69-44-4 (.590). Since his opening 1-10 campaign in Madison, Alvarez' teams have won just under two-thirds (.660) of their games. With six bowl appearances in the last seven seasons, Alvarez has executed a rebuilding effort that is the model for many schools.

Alvarez' last seven teams have won 58 games (.714), an average of 8.28 per year. It took Wisconsin 148 contests (13-plus seasons) prior to that to win 58 games, a winning percentage of 39.5.

Years	Record	Games	Pct.
1979-92	58-89-1	148	.395
1993-99	58-22-4	84	.714

Additionally, Alvarez became Wisconsin's career football win leader when his 17th-ranked Badgers upset No. 11 Michigan State, 40-10. Alvarez surpassed Phil King, who invented and refined the "nine-man front" on defense. King won 65 games almost 100 years ago.

The polls

Casting a Ballot: Wisconsin is ranked fourth in the ESPN/USA Today poll, fourth by the Associated Press and seventh in the Bowl Championship Series rankings prior to the bowls.

The Badgers haven't ranked higher in the Associated Press poll since Wisconsin was second on Oct. 21, 1963, after a 4-0 start.

The last time Wisconsin was rated higher entering post-season play was in 1962, when the Badgers were ranked second nationally prior to their Rose Bowl encounter with No. 1 USC.


The Badgers have been ranked for 31 of the last 32 weeks. The only time that UW fell out of the AP poll in the last two years was on Sept. 26, 1999, after it lost to Michigan.

Stanford is ranked 21st in the coaches' poll and 22nd by the media.

Our best stuff

Can the Badgers do it again?: Wisconsin is trying to become the first Big Ten school in history to win back-to-back Rose Bowls.

Washington (1990-91) is the last team to capture consecutive games in "The Granddaddy of them all."



Barry Alvarez addresses the media after UW claimed its first undisputed Big Ten title since '62.

The Badgers, who have been victorious in their last two appearances in Pasadena (vs. UCLA in 1994 and 1999), are trying to win three straight appearances in the Rose Bowl. The last school to do that was Washington in 1981-90-91. The most-recent Big Ten school to win in three consecutive Rose Bowl appearances was Ohio State in 1954-57-68.

Two-year run: Wisconsin's 20-3 record the last two seasons included a pair of Big Ten titles, two Rose Bowl berths and winning streaks of nine (1998) and seven games (1999).

The Badgers' 14-2 league record (both losses were to Michigan) is the best in the Big Ten since the Wolverines won 15 of 16 conference outings in 1997-98.

On the national scene, the Badgers' 20-3 mark in 1998-99 is tied for fifth-best (with Virginia Tech) nationally.

School	1998-99 Record	Pct.
Marshall	24-1	.960
Florida State	22-2	.917
Tennessee	22-2	.917
Kansas State	21-3	.875
Wisconsin	20-3	.870
Virginia Tech	20-3	.870
Nebraska	20-5	.800
Florida	19-5	.792
Michigan	19-5	.792
Air Force	18-5	.783
Georgia Tech	18-5	.783


Say this about the Badgers

Winning ways in the 1990s:

Wisconsin won more games this decade than any previously in the modern era. Its 69-44-4 mark (.590) includes a 1-10 mark in '90.

The Badgers' 69 wins in the 1990s are the fourth-most among Big Ten schools (trailing Ohio State, Penn State and Michigan).

Barry in the box: Barry Alvarez coached his first game from the press box since his rookie season as



Barry Alvarez and Ron Dayne embrace late in the fourth quarter of the season finale vs. Iowa.

an assistant at Iowa (1979) when the Badgers lost to Michigan. Alvarez got his first head coaching win from the booth the following week at Ohio State and then "coached" from his hospital room (after knee surgery) against Minnesota. Alvarez has not returned to the sidelines since and thus concluded the regular season with a 6-1 record when coaching from the press box and a 1-0 chart from the Mayo Clinic.

Tops in both: Wisconsin led the Big Ten in scoring offense (35.6 was 10th nationally) and defense (13.2,

fifth). Only two schools (Ohio State in 1996 and Michigan State in 1989) have accomplished that feat in the last 17 seasons.

Leading the pack: The Badgers never trailed during five games. Wisconsin was tied or ahead for 496 minutes and 46 seconds this season. UW opponents had the advantage for just 103 minutes and 14 seconds.

Besides the final five league games (Indiana, Michigan State, Northwestern, Purdue and Iowa), the Badgers never trailed vs. Murray State or Ball State either.

Ground it out

Wisconsin emphasizes the ground attack on offense and has led the Big Ten in rushing two years in a row. UW rushed for more yardage than each of its 11 opponents had surrendered on average this fall. See the data below.

Opponent	Avg.	By UW	Differ.
Murray St.	149.1	265	+115.9
Ball State	235.3	270	+34.7
Cincinnati	178.4	340	+161.6
Michigan	115.1	125	+9.9
Ohio State	159.7	296	+136.3
Minnesota	138.7	156	+17.3
Indiana	211.1	461	+249.9
Michigan St.	77.0	301	+224.0
Northwestern	187.6	207	+19.4
Purdue	137.8	216	+78.2
Iowa	245.3	420	+174.7

Walk, don't run

Limiting the opponents' ground game has always been the No. 1 goal for the Badger defense since Barry Alvarez came to Madison. Eight of Wisconsin's 11 foes in 1999 failed to reach their season rushing average against the Badgers.

Opponent	Avg.	Vs. UW	Differ.
Murray St.	151.7	93	-58.7
Ball State	97.6	21	-76.6
Cincinnati	172.2	171	-1.2
Michigan	129.5	94	-35.5
Ohio State	166.5	124	-42.5
Minnesota	239.1	188	-51.1
Indiana	191.4	66	-125.4
Michigan St.	146.8	110	-36.8
Northwestern	141.4	197	+55.6
Purdue	128.0	144	+16.0
Iowa	93.5	116	+22.5

New Year's Day Wins*(from 1994-99)*

School	No.
Penn State	5
Florida	4
Florida State	4
Nebraska	4
Wisconsin	3
Tennessee	3
Michigan	3

Defensive superlatives

The Badger defensive troops have been among the nation's best again this season. Here are some highlights from the '99 campaign:

- The shutout vs. Indiana on Oct. 16 was the sixth of the Alvarez era and second vs. Big Ten competition. One of the other shutouts came vs. Stanford in 1996.
- Wisconsin surrendered just one TD (or fewer) in five games.
- Four foes failed to reach 100 yards rushing and Ball State averaged less than one yard (0.8) per attempt.
- Opponents completed just over half (.501) of their pass attempts. The last season that foes hit less than 50 percent of their throws was 1984 (.495).
- Murray State gained just 20 rushing yards and 78 total yards in the second half.
- The Racers had six straight three-and-out series.
- Ball State had minus 12 yards rushing in the opening 30 minutes.
- Five of the Cardinals' drives netted negative yardage.
- Cincinnati gained 155 of its 171 total yards on two drives.
- The Bearcats averaged just 3.3 yards on their 27 pass attempts.
- Michigan had 19 carries for minus two yards in the second half.
- The Wolverines had 94 net rushing yards and 45 of that total came on a double-reverse.
- Ohio State's second-half pos-

sessions included four punts, two turnovers and a fourth-down stop.

- Minnesota had only 135 total yards in the second half and overtime. The Golden Gophers lost 20 yards on four plays in OT.
- Indiana's 11 possessions ended with six punts, one interception and four fourth-down holds.
- Michigan State's first six possessions included four turnovers and two punts.
- Northwestern's opening 10 drives netted the Wildcats one FG.

Statistical stuff

The bottom line is score:
Wisconsin opponents threw 146

34:15

Wisconsin's devastating average time of possession per game in 1999. That is a more-than-seven minute advantage per game. The Badgers had the ball more than a half-hour longer than any of their Big Ten counterparts (overall games).

Wisconsin was 7-1 (Cincinnati was the exception) when having a greater time of possession in 1999.

The Badgers have won 15 of their last 16 games when they had possession of the ball longer than the opponent.

1999 Results (9-2, 7-1 Big Ten)

Date	Opponent (AP Rank)	Result	Overall	Big Ten	Attendance
9/4	Murray State	W 49-10	1-0	0-0	77,527
9/11	Ball State	W 50-10	2-0	0-0	75,807
9/18	at Cincinnati	L 12-17	2-1	0-0	27,721
9/25	Michigan (#4)	L 16-21	2-2	0-1	79,037
10/2	at Ohio State (#12)	W 42-17	3-2	1-1	93,524
10/9	at Minnesota (#25)	W 20-17 (ot)	4-2	2-1	63,108
10/16	Indiana	W 59-0	5-2	3-1	78,243
10/23	Michigan State (#11)	W 40-10	6-2	4-1	78,469
10/30	at Northwestern	W 35-19	7-2	5-1	42,292
11/6	at Purdue (#17)	W 28-21	8-2	6-1	67,308
11/13	Iowa	W 41-3	9-2	7-1	79,404
1/1	Stanford (#22)				

more passes than the Badgers but had two fewer TD passes (10-8).

The Badgers had 223 more rushing attempts than the opposition and recorded nearly 400 percent more rushing TDs (34-9).

Badgers own the "red zone:"

Wisconsin scored points on 31-34 (.912) trips inside the 20-yard line against Big Ten schools. One of the "failures" was at the end of a 41-3 win over Iowa when the clock ran out. UW's Big Ten opponents scored points on just 11-21 (.524) journeys into the "red zone."

TV chatter: Wisconsin is 3-1 this fall on ABC with victories over Ohio State, Purdue and Iowa (the loss was to fourth-ranked Michigan). The Badgers are 8-10-1 on the network since Alvarez became coach. Wisconsin has captured five of its last six games shown by ABC.

This will be Wisconsin's third straight appearance (Purdue, Iowa and Stanford) on ABC, unprecedented in UW history.

Turnovers in the "red zone:"

Wisconsin has been excellent inside the opponents' 20-yard line having scored points 86 percent of the time. UW opponents, however, have put points on the scoreboard just 56 percent of the times they entered the

The key

Since Barry Alvarez was named coach in 1990, the Badgers have been most successful on the field when they dominate the running game.

When Wisconsin has outrushed its opponent (since 1990), the Badgers are 60-12-4 (.816). When the UW is outgained on the ground, it is 9-32 (.220).

1986-92 (20-58, .256)

- Rushing offense: 148.9 ypg
- Rushing defense: 186.7 ypg

UW outrushed by 37.8 ypg

1993-99 (58-22-4, .714)

- Rushing offense: 222.7 ypg
- Rushing defense: 131.6 ypg

UW outrushes opposition by 91.1 ypg

"Red Zone." Why the difference? Wisconsin defenders forced six turnovers, including end zone interceptions by Joey Boese (Murray State), Mike Echols (Northwestern) and Bobby Myers (Purdue).

Run & throw: In conference games only, the Badgers had the league's top rusher (Ron Dayne averaged 163.8 ypg) and most-efficient passer (Brooks Bollinger's rating was 152.2).

Everyone likes the end zone: Wisconsin has received 38 points this season from its defense and special teams. Nick Davis has three returns for scores and UW defenders have returned three interceptions to paydirt. Eric Mahlik recorded a safety, too. The '99 Rose Bowl team also got good production from the defense and special teams registering 40 points.

First-and-goal is good for Bucky: Wisconsin tallied points on 92.3 percent of its goal-to-go situations. The Badgers averaged more than five points (5.07) per goal-to-go situation. Opponents tallied on just two-thirds of their goal-to-go

Ron's Record Run

Tailback Ron Dayne made history on this 31-yard run with 4:32 left in the second quarter of Wisconsin's 41-3 win over Iowa. The carry pushed Dayne's career rushing total to an NCAA-record 6,288 yards. Dayne finished the contest with a national-record 6,397 yards and moved past Ricky Williams into the No. 1 spot on the NCAA's career list.



ABC's Tim Brandt on Dayne's record-breaking carry
(shown above ... photo by David Stluka):

"Open up the history books ... here comes Ron Dayne."

Statistical averages

Offense	UW	Stanford
Rushing	279.9	153.6
Passing	145.1	313.5
Total	425.0	467.1
Scoring	35.6	37.2

Defense	UW	Stanford
Rushing	120.4	147.9
Pass efficiency	96.3	130.4
Total	301.6	452.8
Scoring	13.2	31.5

Miscellaneous	UW	Stanford
Net punting	39.3	30.9
Punt returns	12.4	7.2
Kickoff returns	24.7	21.9
Turnover margin	+1.00	+0.91


situations and averaged a little more than a field goal (3.33 points) on each first-and-goal opportunity.

Early quitting time: Wisconsin ended the regular season on Nov. 13th, the earliest in school history. The Badgers' bye week, as dictated by the Big Ten schedule, was the final week of the regular season. UW will have 49 days between the Iowa and Stanford games.

Personnel matters

In-staters: The Badgers have seven former state of Wisconsin preps in their starting lineup. Three of those seven (Chris McIntosh, Casey Rabach and Mark Tauscher) play on the offensive line. Half (11) of the second stringers are natives of the Badger state.

Still youthful: QB Brooks Bollinger is the only freshman starter, but FB Chad Kuhns, FL Nick Davis, DT Wendell Bryant, LC Jamar Fletcher and RC Mike Echols are sophomore starters. The breakdown of starters includes one freshman, five sophomores, 10 juniors and six seniors.



Jamar Fletcher had a 93-yard interception return for a touchdown at Northwestern, the third-longest in Wisconsin history.

3rd

Wisconsin has registered the third-longest play in UW history for several categories this fall.

Pass: Nick Davis from Brooks Bollinger (81 yards) at Minnesota
Interception return: Jamar Fletcher (93 yards) at Northwestern
Field goal: Vitaly Pisetsky (53 yards) vs. Ball State
Punt: Kevin Stemke (86 yards) vs. Michigan State

Additionally, Nick Davis' 91-yard kickoff return at Purdue and 76-yard punt return vs. Murray State were the eighth-longest in school history.

Take a walk: The Badgers' 1999 Big Ten championship team features four former walk-on student-athletes in the starting lineup. Defenders Donnel Thompson, Eric Mahlik and Jason Doering are former non-scholarship players that started on the last two UW teams.

NCAA rankings

Offense	UW	Stanford
Rushing	3rd	49th
Passing	98th	11th
Total	17th	6th
Scoring	10th	6th

Defense	UW	Stanford
Rushing	33rd	58th
Pass efficiency	5th	85th
Total	14th	110th
Scoring	5th	98th

Miscellaneous	UW	Stanford
Net punting	14th	108th
Punt returns	18th	89th
Kickoff returns	8th	31st
Turnover margin	T5th	T7th

Thompson and Doering are also '99 team captains. The other walk-on starter is right tackle Mark Tauscher. Interestingly, all four walk-ons played prep ball in Wisconsin. Alvarez' 1998 and 1999 Badgers, with five and four walk-on starters, respectively, had the most former non-scholarship players starting during his tenure.

Staff meetings: The Badger coaching staff had two changes since last year. Offensive coordinator Brad Childress (Eagles) and special teams boss Jay Hayes (Steelers) both went to the NFL.

Former UNLV and Nevada Reno head coach Jeff Horton took over quarterback coaching duties. Childress' offensive coordinator role was picked up by running backs coach Brian White.

Hayes was replaced as special teams / outside linebackers coach by Joe Baker, most recently of the Jacksonville Jaguars.

Defensive coordinator Kevin Cosgrove is the lone remaining coach from Alvarez' first staff at UW.

Palermo nomination: Assistant head coach John Palermo has been nominated for national assistant

coach of the year by the AFCA.

Palermo was the Badgers' acting head coach at Minnesota when Barry Alvarez missed that game (Oct. 9) after having knee surgery. Palermo, a former assistant coach at Minnesota, got his first coaching victory with a 20-17 overtime decision over the Golden Gophers. Palermo received a game ball from Alvarez for his efforts.

Left-coast Badgers: California natives on the Wisconsin roster include: Joey Boese (Villa Park), Carlease Clark (Lakeview Terrace), Devery Hughes (Los Angeles), Philip Koch (San Jose) and Corey Martin (South Lake Tahoe).

That's my son: Three current Badgers are the sons of former Wisconsin lettermen. Linebacker Jeff Mack (father, Jeff, is UW's 12th all-time leading receiver), Matt Mialik (father, Larry, is UW's 18th-leading receiver) and Lawrence Canada (father, Larry, is UW's 11th-leading career rusher).

Happy Birthday!: Several Badgers will celebrate birthdays during the week of Rose Bowl preparations in California. The list is headed by Coach Barry Alvarez, who will turn 53 on Dec. 30. Interestingly, Stanford head coach Tyrone Willingham shares the same birth-date as Alvarez, just two days before their teams meet on the field.

Defensive coordinator Kevin Cosgrove has his 44th birthday on Dec. 27. Players with birthdays include Clint Bakken (Dec. 30), Jeremy Dox (Jan. 1), Josh Hunt (Dec. 29), Scott Kavanagh (Dec. 27) and Broderick Williams (Dec. 28).


Big & experienced blockers: Wisconsin's starting offensive line features three players who tip the scales at more than 300 pounds. The Badgers' front wall, including TE, averages 6-6 and 296.7 pounds.

More important than its size,

19

Consecutive games that Wisconsin has won when it commits the same or fewer turnovers than the opposition. The last time the Badgers lost a game when the opposition suffered more miscues was against Penn State in 1997.

UW has won 11 straight contests in which it did not turn the pignskin over.



Ron Dayne is a two-time bowl game MVP, including the '99 Rose Bowl contest.

however, is its experience. The starting five of Chris McIntosh (49), Bill Ferrario (36), Dave Costa (35), Casey Rabach (34) and Mark Tauscher (11) is the nation's most experienced line with 165 career starts.

Recounting history

Bowling Badgers: Wisconsin is 5-6 all-time in bowl games, including a 4-1 mark for Barry Alvarez.

The Badgers are 2-3 all-time in the Rose Bowl, including consecu-

tive wins over UCLA this decade.

Three-time winner?: Wisconsin has a chance to become the only school this decade to win three Rose Bowl championship trophies. The Badgers, who won the 1994 and 1999 Rose Bowls, are tied with Washington (1991-92) and Michigan (1993-98) with two wins in Pasadena in the decade of the 1990s.

Badger bowl MVPs: Six Wisconsin players have been named bowl-game Most Valuable Players after their performances. The list includes two-time honoree Ron Dayne (Rose in '99 vs. UCLA and Copper in '96 vs. Utah), Terrell Fletcher (Hall of Fame in '95 vs. Duke), Ron Vander Kelen (Rose in '63 vs. USC), Brent Moss (Rose in '94 vs. UCLA) and Randy Wright (Garden State in '81 vs. Tennessee).

Century celebration: Madison Newspapers (*Capital Times* and *Wisconsin State Journal*), in conjunction with the UW Department of Athletics, is "counting down" the 100 greatest athletes in UW history.

The list of former Badger football players honored (midway through December) include Marty Below (99th), Reggie Torian (94th), Howard Weiss (91st), Rollie Barnum (90th), Ed Withers (88th), Darrell Bevell (85th), Aaron Gibson (83rd), David Greenwood (81st), Pat O'Donahue (75th), Tom Burke (74th), Rollie Williams (67th), Paul Gruber (65th), Brent Moss (63rd), Earl Girard (58th), Dennis Lick (56th), Ron Vander Kelen (50th), Troy Vincent (48th) and Cub Buck (45th).

Dayne in California: Ron Dayne has averaged 250 yards rushing in two previous appearances in California. Dayne gained 254 yards at San Jose State in 1997 and added 246 yards in last year's Rose Bowl against UCLA. Dayne sat out the 1998 season opener at San Diego State with an ankle injury.

Inside the numbers

40-3-4: Wisconsin's record during Barry Alvarez' tenure when UW foes fail to reach 125 yards rushing. Equally impressive is the Badgers' 39-3-4 mark when Bucky gains more than 200 yards on the ground.

When UW opponents run for less than 125 yards and the Badgers gain more than 200 yards in the same game, Alvarez' career record is 34-0-1. The tie came against Stanford in 1995. In those 35 games, Wisconsin's average margin of victory has been 27.7 points (39.5 to 11.8).

7: Consecutive years that Wisconsin has produced a 1,000-yard rusher, the longest streak in Big Ten history. Ron Dayne accomplished that feat four times and Brent Moss (1993), Terrell Fletcher (1994) and Carl McCullough (1995) did it once each.

3-1: Barry Alvarez' coaching record in January. The only better month for Alvarez is December when his clubs are 2-0.


1.52: Average touchdowns scored per game by Ron Dayne during his career. Billy Marek is the only other Badger to average more than one score per game.

4: Players that were on preseason checklists for major awards in college football. The list includes Ron Dayne (Doak Walker Award), Chris McIntosh (Outland Trophy), Donnel Thompson (Dick Butkus Award) and Jamar Fletcher (Jim Thorpe Award).

23-6-1: Badgers' non-conference record since 1993, a 78.3 winning percentage.

39-3: UW's record in games in which it gets at least 50 carries during the Alvarez era. That includes an 8-0 record this fall. The Badgers have won 14 straight games when they recorded at least 50 carries (last loss was at Penn State in 1997).

245: Brooks Bollinger's total offense at Ohio State, his first college start. That was the most total



Michael Bennett rushed for 114 yards on just six carries in the 59-0 win over Indiana. The Badgers gained 705 yards of total offense, the second-highest figure in Big Ten history.

Bowl game winning percents in the 1990s

School	Record	Pct.
Georgia Tech	4-0	1.000
LSU	3-0	1.000
Florida State	8-2	.800
Wisconsin	4-1	.800
Auburn	4-1	.800
Georgia	4-1	.800
Cal	3-1	.750
Mississippi	3-1	.750
North Carolina	5-2	.714
Syracuse	5-2	.714

offense in school history (Jim Haluska had 237 vs. Marquette in 1952) for a first-time QB starter. Bollinger became the first freshman in 88 games to start at quarterback for the Badgers (Darrell Bevell vs. Bowling Green in 1992).

250.09: Brooks Bollinger's pass efficiency rating vs. Indiana. That figure would have ranked second in Wisconsin history if he had more attempts. Bollinger was 9-10 vs. IU.

23: Number of consecutive victories in games in which Wisconsin outgained its opposition on the ground until Cincinnati's 17-12 win. The Badgers nearly doubled (340-171) the Bearcats' ground attack.

Multiple Rose Bowl wins

Barry Alvarez could join a distinguished group of just six coaches to win at least three Rose Bowls. Alvarez, along with John Cooper, Jeff Cravath, Jim Owens, John Ralston and Bo Schembechler, has two Rose Bowl wins.

Howard Jones, USC	5
John McKay, USC	5
Woody Hayes, Ohio State	4
Don James, Washington	4
John Robinson, USC	4
Terry Donahue, UCLA	3

37.0: Average penalty yards in the last five games after a 56.1-yard norm in the opening six games. Wisconsin, the least-penalized team in the Big Ten three times in the last four years, suffered only 35.3 penalty yards per game last year.

705: Yards of total offense for the UW in its 59-0 triumph over Indiana, the second-highest figure in the history of the Big Ten. Iowa had 713 vs. Northwestern in 1983.

49.7: Percentage of the Badgers' rushing attempts taken by Ron Dayne during his four-year career. Atlanta Falcon Jamal Anderson had the NFL's highest ratio (79.3) in 1998. With only 49.7 percent of the

UW in weekly polls

Date	ESPN	AP	BCS
Preseason	10	10	—
Aug. 30	—	9	—
Sept. 5	8	9	—
Sept. 12	8	9	—
Sept. 19	17	20	—
Sept. 26	—	—	—
Oct. 3	20	20	—
Oct. 10	18	17	—
Oct. 17	16	17	—
Oct. 24	11	11	9
Oct. 31	10	10	10
Nov. 7	9	9	8
Nov. 14	5	5	7
Nov. 21	4	4	7
Nov. 28	4	4	8
Dec. 5	4	4	7

9

Wisconsin has appeared in six bowl games since 1993. The Badgers, along with Florida, Florida State, Michigan, Nebraska, Penn State, Tennessee, Virginia, and Virginia Tech are the only nine schools in the nation that can claim six bowls in the last seven years.

carries, Dayne accumulated 60.9 percent of the Wisconsin running total during his career.

8-0: Wisconsin's record this fall when it doesn't throw an interception. The Badgers were 1-2 in the games in which they suffered a pick.

8: Points that the '99 club needs to become the first in school history to record at least 400.

21: Purdue's point total, the only team to score more than 20 points during Wisconsin's seven-game win streak to end the season.

1959: The last time UW defeated ranked Big Ten schools in consecutive weeks (homefield wins over No. 9 Iowa and No. 20 Ohio State). The UW had never previously defeated ranked foes back-to-back on the

The National Polls

Associated Press, Dec. 5, 1999
(selected by media)

1.	Florida State	11-0	1,744
2.	Virginia Tech	11-0	1,685
3.	Nebraska	11-1	1,606
4.	Wisconsin	9-2	1,482
5.	Alabama	10-2	1,450
6.	Tennessee	9-2	1,412
7.	Kansas State	10-1	1,336
8.	Michigan	9-2	1,226
9.	Michigan State	9-2	1,193
10.	Florida	9-3	1,095
11.	Marshall	12-0	1,047
12.	Minnesota	8-3	935
13.	Penn State	9-3	772
14.	Texas	9-4	746
15.	Mississippi State	9-2	727
16.	Souther Miss	8-3	722
17.	Georgia Tech	8-3	672
18.	Texas A&M	8-3	632
19.	Purdue	7-4	504
20.	East Carolina	9-2	431
21.	Georgia	7-4	298
22.	Stanford	8-3	270
23.	Miami, Fla.	7-4	224
24.	Arkansas	7-4	121
25.	Boston College	8-3	112

ESPN/USA Today, Dec. 5, 1999
(selected by coaches)

1.	Florida State	11-0	1,472
2.	Virginia Tech	11-0	1,415
3.	Nebraska	11-1	1,330
4.	Wisconsin	9-2	1,276
5.	Tennessee	9-2	1,187
6.	Alabama	10-2	1,183
7.	Kansas State	10-1	1,145
8.	Michigan	9-2	1,065
9.	Michigan State	9-2	997
10.	Florida	9-3	898
11.	Marshall	12-0	819
12.	Minnesota	8-3	715
13.	Texas A&M	8-3	701
14.	Southern Miss	8-3	653
15.	Georgia Tech	8-3	616
16.	Mississippi State	9-2	590
17.	Penn State	9-3	586
18.	Texas	9-4	563
19.	East Carolina	9-2	473
20.	Purdue	7-4	347
21.	Stanford	8-3	308
22.	Boston College	8-3	181
23.	Miami, Fla.	8-4	153
24.	Georgia	7-4	147
25.	Brigham Young	8-3	102

road before downing Ohio State and Minnesota.

99: Points scored in back-to-back weeks on two occasions (Murray State and Ball State plus Indiana and Michigan State). The last time UW scored more points in consecutive games was vs. Minnesota (56) and Indiana (45) in 1983.

5: Interceptions that Jamar Fletcher has returned for TDs in just two years. That is a Big Ten record (Indiana's Tim Wilbur had four). Most impressively, Fletcher's scores have come against UCLA's Cade McNown, Purdue's Drew Brees (twice) and Illinois' Kurt Kittner.

202-5: Wisconsin's all-time mark in games in which it scores at least 30 points. That includes a 7-0 mark this season when the Badgers have averaged a school-record 35.6 ppg.

214: Rushing yards by Ron Dayne against Michigan State's defense, which ended the year ranked second nationally. Dayne's

individual total (he left after one carry in the fourth quarter) was only 65 yards less than Michigan State had allowed in its opening seven games combined.

17: Deficit that Wisconsin overcame vs. Ohio State in a 42-17 win at Columbus. It was the largest comeback victory since Alvarez became coach.

87: Streak of consecutive passes thrown by Brooks Bollinger without an interception that was broken at Northwestern. He responded to that pick by completing his last throw vs. the Wildcats for a 27-yard touchdown.

Badger football items

Bowl foes: Wisconsin played four schools in 1999 that earned post-season bowl bids. The Badgers defeated Minnesota (Sun), Michigan State (Florida Citrus) and Purdue (Outback) and lost to Michigan

(Orange).

The Badgers' 2000 schedule features six schools (Purdue, Michigan, Michigan State, Minnesota, Oregon and Hawaii) that will play in bowls this season.

Is it that simple?: Wisconsin has led the Big Ten in rushing four times since Barry Alvarez came aboard (1993, 1996, 1998 and 1999). Interestingly, the Badgers earned Rose Bowl trips in each of the seasons except 1996 when UW faced Utah in the Copper Bowl.

Lighting up our scoreboard: The Badgers have tallied points in 34 of 44 quarters (.773) this fall, while their opponents have registered points in only half of the periods.

Two-minute offense

- The Badgers have won 28 of their last 30 games when outrushing the opponent (the losses were to Cincinnati and Michigan this year).
- Wisconsin Director of Athletics Pat Richter, a two-time all-America end with the Badgers, was named to *Sports Illustrated's* All-Century College Football team.
- Alvarez is 5-1 as a head coach in the months of December and January. As an assistant at Iowa and

20

Wisconsin's magical point total for success during the Alvarez era. The Badgers are 58-8-2 when scoring at least 20 points in a game (11-36-2 when they don't). Wisconsin is 55-7-2 when holding the opponent to fewer than 20 points (14-37-2 when they don't) since Alvarez came to Madison in 1990.

Notre Dame, Alvarez was on staffs that were 5-4 in those months.

- UW has defeated six of the last seven teams to pass for more than 300 yards. The Badgers have allowed more than 300 yards passing 13 times since 1993 and are 9-3-1 in those ballgames.
- Chris Chambers has caught at least one pass in 20 of the last 21 games that he's played in.
- Vitaly Pisetsky held the opponent to starting field position at or inside the 20-yard line on 76.7 percent of his kickoffs. The foe's starting field position after his kickoffs was the 21-yard line. That included an on-sides kick vs. Michigan.
- The Badgers have won 21 of their last 27 conference games (.778) and 14 of 16 (both losses to

Michigan) in the last two years.

- Wisconsin's win at Purdue was the 525th in program history and the 275th triumph in Big Ten play.
- The Badgers faced nationally ranked schools three weeks in a row (Michigan, Ohio State and Minnesota) for the fourth season in a row.
- Brooks Bollinger rushed for 113 yards vs. Iowa, the second-best rushing effort by a quarterback in school history. The QBs with 100-yard rushing days include Sean Wilson (134 vs. Cal in 1989), Lionell Crawford (109 vs. Minnesota in 1988 and 108 vs. Ohio State in 1989) and Dale Hackbart (100 vs. Michigan State in 1958).
- Wisconsin's staff has coached in a combined 77 bowl games.
- The Badgers' 17-play drive vs. Ball State was their longest of the season. UW didn't score on that march when a field goal missed. Ball State ran only 20 plays the *entire first half*.
- UW has not lost a halftime lead since the Ohio State game on Oct. 12, 1996. The Badgers led 7-3 at the break in a 17-14 loss to the Buckeyes.
- Wisconsin has won 19 straight games in which it does not throw a pass interception.
- Coach Barry Alvarez has 40

Future Wisconsin schedules

2000

Sept. 2 Western Michigan
Sept. 9 Oregon
Sept. 16 Cincinnati
Sept. 23 Northwestern
Sept. 30 at Michigan
Oct. 7 Ohio State
Oct. 14 at Michigan State
Oct. 21 Purdue
Oct. 28 at Iowa
Nov. 4 Minnesota
Nov. 11 at Indiana
Nov. 25 at Hawaii

2001

Aug. 25 Eddie Robinson Classic
Sept. 1 at Oregon
Sept. 8 Fresno State
Sept. 15 TBA
Sept. 22 at Penn State
Oct. 6 Indiana
Oct. 13 at Ohio State
Oct. 20 at Illinois
Oct. 27 Michigan State
Nov. 3 Iowa
Nov. 17 Michigan
Nov. 24 at Minnesota

2002

Aug. 25 at UNLV
Sept. 7 West Virginia
Sept. 14 Northern Illinois
Sept. 21 Arizona
Oct. 5 Penn State
Oct. 12 at Indiana
Oct. 19 Ohio State
Oct. 26 at Michigan State
Nov. 2 at Iowa
Nov. 9 Illinois
Nov. 16 at Michigan
Nov. 23 Minnesota

Heisman winners in the Rose Bowl

More Heisman Trophy winners have played in the Rose Bowl (nine, including Wisconsin's Ron Dayne) than any other bowl. The Orange, Sugar and Cotton bowls have enjoyed seven appearances each by Heisman Trophy winners. The list of Heisman Trophy winners to play in Pasadena includes:

Ron Dayne, Wisconsin, 1999
Charles Woodson, Michigan, 1997
Desmond Howard, Michigan, 1991
Charles White, USC, 1979
Archie Griffin, Ohio State, 1975
Archie Griffin, Ohio State, 1974
Jim Plunkett, Stanford, 1970
O.J. Simpson, USC, 1968
Frank Sinkwich, Georgia, 1942

victories at Camp Randall Stadium. That is more than his three predecessors (Dave McClain, Jim Hilles and Don Morton) combined (37).

- Wisconsin's 42 first-half points vs. Murray State were the most by Wisconsin since tallying the same number at San Jose State in 1997.
- In an exhaustive study conducted by *The Sporting News*, the University of Wisconsin Department of Athletics was rated 12th-best nationally. The schools were judged on won-loss record, graduation rates, fan support and ethics.
- Wisconsin hosted the highly popular ESPN College GameDay for the first time in its history. Analysts Chris Fowler, Kirk Herbstreit and Lee Corso were in town for the Michigan game on Sept. 25.

Badger spotlight

Quite a legacy: Wisconsin's 1999 seniors have compiled a 36-13 record, the most victories of any class in school history. The senior class of 1900 won 35 games. This year's Badgers also became the first group since the 1896-97 teams to

Comparing Alvarez' three Rose Bowl teams

Barry Alvarez has produced three Rose Bowl teams in the last seven years, but each squad was significantly different.

The '93 club was an offensive juggernaut, which led the Big Ten in total offense (455.2 ypg). Its defense was "bend-but-don't break" and helped create a +21 turnover margin.

Wisconsin's 1998 team was ranked in the nation's top 10 in all four major defensive categories. The team's +22 turnover margin topped the NCAA.

This year's Rose Bowl entry features the Big Ten's best scoring offense (35.6, a school record) and defense (13.2). It is the only Alvarez club to win an undisputed Big Ten title.

Category	1993	1998	1999
Scoring offense	29.5	31.8	35.6
Rushing offense	250.8	215.9	279.9
Passing offense	204.4	113.6	145.1
Total offense	455.2	329.5	425.0
Scoring defense	16.3	11.9	13.2
Rushing defense	130.3	92.2	120.4
Passing defense	228.3	200.4	181.3
Total defense	358.6	292.6	301.7
Turnover margin	+21	+22	+11
Punt returns	8.4	13.7	13.0
Kickoff returns	20.0	19.8	24.7

***Boldface:** indicates Big Ten leader*

claim two league (UW played in the Western Conference then) titles.

Familiarity breeds success: The Badgers started the same lineup in both the offensive line (LT Chris McIntosh, LG Bill Ferrario, C Casey Rabach, RG Dave Costa and RT Mark Tauscher) and the secondary (CB Jamar Fletcher, SS Bobby Myers, FS Jason Doering and CB Mike Echols) in all 11 games this fall.

Breaking even: Barry Alvarez leveled his career record in Big Ten play on Oct. 9 while resting in the Mayo Clinic (Rochester, Minn.) after knee surgery. The overtime victory over the Golden Gophers improved Alvarez' mark in Big Ten play to 36-36-3. He lost his first eight conference matchups.

Statistical oddity: Wisconsin has returned only half as many kickoffs this season (UW 19, opponents 37), but has only 35 fewer yards in kickoff returns (UW 470, opponents 505). The reason is that Wisconsin has averaged 24.7 yards per return (the school season record is 23.5 in

1962) and opponents have brought back kickoffs an average of 13.6 yards per return.

100-yard club: The Badgers feature five players on the roster (Ron Dayne, Carlos Daniels, Eddie Faulkner, Michael Bennett and Brooks Bollinger) who have rushed for more than 100 yards in a game. Dayne teamed up with both Bennett (vs. Indiana) and Bollinger (Iowa) to have two players over 100 yards rushing in the same game. That has happened 26 times in UW history.

On display at the hall: Ron Dayne (Doak Walker Award) and Chris McIntosh (Outland Trophy) were recognized as "Players to Watch" for 1999 postseason honors at the College Hall of Fame in South Bend, Ind., this season. Wisconsin was the only school in the country with two players featured in the Hall's "Race to the Pantheon" exhibit.

Bookworms: Ten Badgers were named academic all-Big Ten in 1999. That ties the season school record



ESPN's GameDay crew of Chris Fowler, Lee Corso and Kirk Herbstreit made their initial appearance in Madison for the Michigan game on Sept. 25.

established in 1997. This year's honorees include three-time selections Chris Ghidorzi, Sam Mueller and Rob Roell. Mark Tauscher earned his second designation, while Joey Boese, David Braun, Wendell Bryant, Chad Kuhns, Dague Retzlaff and Jason Schick were honored for the first time.

Study hall: The Wisconsin football team owns a 60 percent graduation rate for scholarship players according to a *USA Today* study. That ranks sixth-best among schools ranked in the newspaper's preseason top 25 college football poll.

Big Ten's best: Three Badgers earned major awards from the Big Ten Conference in 1999.

Tailback Ron Dayne, the three-time league rushing champion was the league's Offensive Player of the Year by both the media and coaches.

Left tackle Chris McIntosh became just the third Badger in history to win conference Lineman of the Year honors. Tom Burke won the defensive honor last fall and Jeff Dellenbach was the offensive honoree in 1984.

Quarterback Brooks Bollinger

joined Dayne (1996) and quarterback Tony Lowery (1987) as league Freshman of the Year honorees.

One of the decade's best: Barry Alvarez, concluding his 10th season at Wisconsin, was a finalist for the Home Depot College Football Coach of the Decade award. Alvarez took a school which won one game in 1990 and ended the decade with its third Big Ten title in seven years.

Making a run at more records: Ron Dayne will be making just his second appearance in the Rose Bowl, but he has a chance to eclipse several *career* Rose Bowl records.

Yards rushing: 460 by Charles White, USC (1977-79-80) ... Dayne has 246
Touchdowns: 5 by Neil Snow, Michigan (1902) ... Dayne has four
Points: 25 by Neil Snow, Michigan (1902) when TDs were worth five points ... Dayne has 24

Aloha!: Coach Barry Alvarez will coach at the Hula Bowl in January. He'll be accompanied by tailback Ron Dayne, tackle Chris McIntosh and linebackers Chris Ghidorzi and Donnel Thompson.

Second-half Defense

Wisconsin's defense, which led the Big Ten in scoring for the second year in a row, was especially tough in the second half this fall. Only five teams scored touchdowns in the second half vs. the Badgers. The breakdown for second-half scoring is below.

Murray State: three second-half points ... made a FG with 6:29 left (UW led 49-7 at the time)

Ball State: three second-half points ... made a FG with 3:45 left (UW led 43-7 at the time)

Cincinnati: 10 second-half points ... made one FG in final 24:59

Michigan: seven second-half points ... scored one TD in third quarter

Ohio State: shutout in second half

Minnesota: three points in second half and overtime

Indiana: shutout in second half

Michigan State: seven second-half points ... scored a TD with 8:42 left (UW led 33-3 at the time)

Northwestern: 19 second-half points ... two TDs in final 6:51 (UW had built a 28-3 lead)

Purdue: 14 second-half points

Iowa: shutout in second half

Wyatt to call it quits: Director of Football Operations Bernie Wyatt, will retire in January. Wyatt, the former tight ends coach at the UW, recruited a number of East Coast players to Madison.

His biggest catch was Ron Dayne, but Wyatt also brought Lee DeRamus, Michael London, Keith Jackson, Eric Unverzagt, John Hall, Vitaly Pisetsky, Yusef Burgess, Donny Brady and Kenny Gales to Madison.

Another recruiter: *Prep Football Report's* Tom Lemming recently named Wisconsin's Barry Alvarez the best recruiter among head coaches in the nation. "Recruits take to him immediately as do parents," said Lemming. "His well-earned national recognition gives him an edge when recruiting out-of-state prospects."

THE OPPONENT

Wisconsin vs. Stanford


Series recap: Wisconsin and Stanford have met four times previously on the gridiron and the Badgers have a 3-0-1 lead. Wisconsin is 2-0 vs. Stanford in Madison and 1-0-1 at Palo Alto. The schools have never met at a neutral site. The two most-recent decisions were a 24-24 tie in '95 and a 14-0 Badger shutout in '96. Barry Alvarez is 1-0-1 vs. the Cardinal and Tyrone Willingham is 0-1-1 against the UW.

Last time we met: Looking back, the 1996 game between the Badgers and Cardinal could be called "Ron Dayne's breakout game." The Badgers led the defensive struggle 7-0 in the fourth quarter and their ground-oriented attack had just 26 yards rushing. That's when the freshman Dayne entered the game and rumbled for 75 yards in the final period. Dayne carried eight times on Wisconsin's fourth quarter scoring drive. The UW suffered four turnovers, but its defense kept Stanford off the scoreboard and recorded five quarterback sacks. Mike Samuel passed for 236 yards.

Offensive fireworks: Wisconsin (35.6) and Stanford (37.2) each set school scoring records in 1999. The Badgers and Cardinal rank 10th and sixth, in NCAA scoring.

Big Ten connection: Stanford coach Tyrone Willingham has Big Ten ties having played quarterback and wide receiver at Michigan State from 1973-76. The Spartans beat Wisconsin 21-0 (1973) and 28-21 (1974) while Willingham was in East Lansing. MSU did not face Wisconsin in 1975-76.

Badgers vs. PAC-10: Wisconsin's all-time mark vs. PAC-10 opposition is 11-24-1 (Alvarez is 3-2-1).



Troy Walters is the PAC-10's career leader in receptions and yards.

Cardinal vs. Big Ten: Stanford owns a 20-27-5 career record (Willingham is 1-1-1) vs. Big Ten schools. Willingham's victory came in the Sun Bowl vs. Michigan State, his alma mater.

Whose cake is it?: Coaches Barry Alvarez and Tyrone Willingham share the same birthdate (Dec. 30). Alvarez turns 53, while Willingham will be 46, just two days prior to their match-up in the Rose Bowl.

No. 2 runner vs. No. 2 receiver: Wisconsin's Ron Dayne (166.7 ypg rushing) and Stanford's Troy Walters (132.4 ypg receiving) each rank second nationally in their specialty.

You look familiar: Besides Willingham's time at MSU, Cardinal assistant Tom Brattan is a former assistant at Northwestern. Stanford's Bill Diedrick and UW secondary coach Phil Elmassian worked together at Washington. Stanford's Buzz Peterson worked for Badger assistant Jeff Horton at UNLV.

Stanford University

QUICK FACTS

Location: Palo Alto, CA
Athletic Director: Ted Leland
Nickname: Cardinal
1999 Overall Record: 8-3
1999 PAC-10 Record: 7-1
Head Coach: Tyrone Willingham
Alma Mater: Michigan State, '77
Office: (650) 723-4596
Career Record: 30-26-1 (five years)
Record at Stanford: same

MEDIA RELATIONS

SID: Gary Migdol
E-mail: gmigdol@leland.stanford.edu
Address: Arrillage Sports Center,
Stanford, CA 94305-6150
Office: (650) 723-4418
Fax: (650) 725-2957
Website: www.gostanford.com

SERIES WITH WISCONSIN

All-time: UW leads 3-0-1
At Madison: UW leads 2-0
At Palo Alto: UW leads 1-0-1
Alvarez vs. Stanford: 1-0-1
Willingham vs. Wisconsin: 0-1-1

SERIES SCORES (UW vs. Stanford)

Year	AP Rank	Score
1959*	8-	W 16-17
1960		W 24-7
1995		T 24-24
1996*		W 14-0

* -- at Madison

1999 STANFORD RESULTS (8-3 overall, 7-1 Pac-10)

Date	Opponent	Score
9/4	at Texas	L 17-69
9/11	Washington St.	W 54-17
9/18	at Arizona	W 50-22
9/25	UCLA	W 42-32
10/2	San Jose State	L 39-44
10/16	Oregon State	W 21-17
10/23	at USC	W 35-31
10/30	at Washington	L 30-35
11/13	at Arizona State	W 50-30
11/20	California	W 31-13
11/27	Notre Dame	W 40-37
1/1	Wisconsin	

COACH BARRY ALVAREZ

Wisconsin's all-time winningest gridiron coach

In the post-game team meeting after last season's Rose Bowl triumph, Coach Barry Alvarez sent a message to his team to stay focused and continue to do the little things that insure success.

Alvarez was trying to guard against a repeat of the 1994 season when his Badgers followed their first Rose Bowl appearance in 31 years with an eight-win season that left folks wanting more.

The results of that lecture on Jan. 1, 1999, set the foundation for what is surely one of Alvarez' most-memorable seasons as Wisconsin coach.

Alvarez' 1999 club ...

- closed the year with seven consecutive wins, tied for the fourth-longest streak in school history.
- won the institution's first undisputed Big Ten championship in 37 seasons.
- posted a perfect (4-0) Big Ten road record for the first time since 1919 when the UW beat Northwestern, Illinois and Chicago away from Madison.
- defended the Big Ten championship it won in 1998 with a 7-1 mark, boosting its two-year league record to 14-2.
- defeated four nationally ranked squads (#12 Ohio State, #25 Minnesota, #11 Michigan State and #17 Purdue) for the first time ever.
- registered a 9-2 overall mark, the third-best in UW annals.

During the magical ride of '99, Alvarez became the winningest coach in program history with a 40-10 upset of 11th-ranked Michigan State. Alvarez, who next season will become a turn-of-the-century coach himself, passed 1900s legend Phil King (65 wins).


Alvarez was credited with guiding the Badgers to nine wins this season despite coaching from the press box in seven of the last eight games. The exception was the Oct. 9 contest at Minnesota when Alvarez

wore a headset from his hospital room at the Mayo Clinic in Rochester, Minn.

Alvarez was supposed to have knee replacement surgery that week, but an infection halted the process. He spent the remainder of the regular season watching over his troops from the press box and eventually had the right knee replacement surgery on Nov. 16.

Alvarez' third Rose Bowl team is probably the most balanced of his career. The '93 Badgers had an explosive offense and the '98 club enjoyed a suffocating defense. Wisconsin, this fall, boasted the highest scoring offense in school history, a defense that allowed barely more than 300 yards per game and a productive special teams.

Alvarez joins former Washington coach Don James (1990-91-92) as the only man to lead three teams to Pasadena this decade. The 52-year-old Alvarez will go for his 70th career win on Jan. 1, 2000.



Barry Alvarez became the UW's all-time winningest coach with a victory over No. 11 Michigan State on Oct. 23. Alvarez has won 69 games on the Badger sidelines.

Alvarez Notebook

Year at Wisconsin: 10th
Overall Record: 69-44-4
Big Ten Record: 41-36-3
Big Ten Titles: 3 (1993, '98, '99)

- led Wisconsin to its first undisputed Big Ten title since 1962 and back-to-back league championships for the first time since the UW won the Western Conference in 1896-97.

- became the winningest coach in UW history with a 40-10 victory over Michigan State on Oct. 23, 1999 ... he passed Phil King (1896-02, '05), who won 65 games.

- Babcock Hall, which houses the UW-Madison's nationally acclaimed dairy school, developed an ice cream flavor in honor of the Badger head coach in 1994. It was named Barry Alvarez, and the flavor was a mixture of raspberry, strawberry and blueberry.

- set a goal to become a collegiate head coach by his 42nd birthday and was named to the Wisconsin post one day after he turned 42.

- helped the athletic department erase a \$2.1 million debt in his first four years on the job as home attendance soared more than 36,000 per game.

- leading tackler among linebackers on Nebraska's 1967 squad, which led the nation in total defense and created a school-record 40 turnovers.

- worked as a policeman while attending grad school at Nebraska and considered a career in the FBI. Realizing his bilingual abilities might land him a position in a high-crime inner-city area, he decided to pursue coaching instead.

- grew up in a small mining town (Burgettstown) in western Pennsylvania. Played all sports as a kid and idolized former Pittsburgh Pirate outfielder Roberto Clemente.

That's a remarkable turnaround


Coach Barry Alvarez inherited a football program at Wisconsin which had averaged just two wins per season in the three years prior to his arrival.

In the last seven years, Alvarez has guided the Badgers to an average of 8.29 wins per year. That includes the three winningest campaigns (11-1 in 1998, 10-1-1 in 1993 and 9-2 in 1999) in modern-era school history as well as three other eight-win seasons.

Alvarez' first team in 1990 didn't win a conference game. In the last seven years, however, Alvarez has won three league championships and 36 conference games, including 14 of the last 16 league outings.

Barry Alvarez at Wisconsin

Year	OVERALL				BIG TEN				Finish	Bowl
	W	L	T	Pct.	W	L	T	Pct.		
1990	1	10	0	.091	0	8	0	.000	10th	
1991	5	6	0	.455	2	6	0	.250	T8th	
1992	5	6	0	.455	3	5	0	.375	T6th	
1993	10	1	1	.875	6	1	1	.813	T1st	Rose
1994	8	3	1	.708	5	2	1	.688	3rd	Hall of Fame
1995	4	5	2	.455	3	4	1	.438	T7th	
1996	8	5	0	.615	3	5	0	.375	7th	Copper
1997	8	5	0	.615	5	3	0	.625	5th	Outback
1998	11	1	0	.917	7	1	0	.875	T1st	Rose
1999	9	2	0	.818	7	1	0	.875	1st	Rose
Career	69	44	4	.590	41	36	3	.531		



Barry Alvarez had to watch his first games from the press box since his rookie season in college (1979 at Iowa) after battling knee problems all fall. He had complete knee replacement surgery on Nov. 16.

Hired in 1990 to turn the fortunes

When the University of Wisconsin hired Barry Alvarez to head its football program in 1990, the Badgers were one of 19 schools nationally to change coaches that year. Only three of those coaches (Alvarez, Florida's Steve Spurrier and Utah's Ron McBride) are still serving at those schools.

Alvarez took over a program which had won just 18.2 percent of its games in the three years prior to his arrival. In the 10 years since, Alvarez has reversed the fortunes of the football team in Madison. His career winning percentage at the UW (.590) means that he has orchestrated a 40.8 increase in winning percent during his tenure.

The Badgers' 20-3 (.870) mark the last two years makes Wisconsin the fifth-winningest program in the NCAA during 1998-99.

Barry Alvarez in bowl games

At Iowa

'82 Rose: lost to Washington, 0-28
'82 Peach: beat Tennessee, 28-22
'83 Gator: lost to Florida, 6-14
'84 Freedom: beat Texas, 55-17
'86 Rose: lost to UCLA, 28-45
'86 Holiday: beat San Diego St., 39-38

At Notre Dame

'88 Cotton: lost to Texas A&M, 10-35
'89 Fiesta: beat West Virginia, 34-21
'90 Orange: beat Colorado, 21-6

At Wisconsin

'94 Rose: beat UCLA, 21-16
'95 Hall of Fame: beat Duke, 34-20
'96 Copper: beat Utah, 38-10
'98 Outback: lost to Georgia, 6-33
'99 Rose: beat UCLA, 38-31
'00 Rose: vs. Stanford

Career Bowl Record: Won 9, Lost 5

Bits & pieces on Alvarez

- Wisconsin's career win leader.
- Taken the Badgers to three Big Ten championships, including back-to-back titles for the first time since 1896-97.
- Only coach in the Big Ten to take three squads to the Rose Bowl this decade.
- Led the Badgers to six bowls in the last seven years after the school made post-season play just six times previously.
- Career mark of 29-4-1 when the Badgers are ranked higher.
- The only coach in league history to win games at Penn State (1995), Ohio State (1999) and Michigan (1994).
- A finalist for the Home Depot College Football Coach of the Decade Award.
- Chosen to coach in the 2000 Hula Bowl in January.

COACHING STAFF



Joe Baker




Kevin Cosgrove



Tim Davis



Phil Elmassian



Jeff Horton



Jim Hueber

Joe Baker

Responsibility: Outside Linebackers & Special Teams

Years at Wisconsin: 1

Bowl Games as Coach: 1

Coaching Career: Wisconsin (1999), Jacksonville Jaguars (1994-98), Samford (1993), Birmingham Fire (1992), East Stroudsburg (1991)

Capsule Summary: first season at Wisconsin after serving as assistant special teams coach with Jacksonville Jaguars ... that club produced an All-Pro punter (Bryan Barker) and kicker (Mike Hollis) during his tenure ... UW's Vitaly Pisetsky was a finalist for the '99 Groza and Tatupu Awards ... Baker played collegiately at Princeton.

Kevin Cosgrove

Responsibility: Defensive Coordinator & Inside Linebackers

Years at Wisconsin: 10

Bowl Games as Coach: 9

Coaching Career: Wisconsin (1990-99), Colorado State (1989), Southeast Missouri State (1988), Illinois (1980-87)

Capsule Summary: lone remaining member of Alvarez' initial coaching staff ... fifth year as coordinator ... one of his linebackers has been UW's leading tackler in nine of 10 seasons ... his '98 defense was one of four nationally to rank in the NCAA's top 10 in all four major categories ... recruited QB Jeff George, the NFL's No. 1 overall pick, to Illinois ... 18 years of coaching experience in the Big Ten.

Tim Davis

Responsibility: Tight Ends

Years at Wisconsin: 7

Bowl Games as Coach: 9

Coaching Career: Wisconsin (1997-99 & 1983-86), Utah (1990-96), Idaho (1989), Walla Walla CC (1988), Arizona (1987)

Capsule Summary: returned to Wisconsin in 1997 after working with the offensive line for former Badger assistant Ron McBride at Utah ... four years as a graduate and volunteer coach at the UW in the mid-1980s ... coached the offensive line, including Dan Turk, Paul Gruber and Jeff Dellenbach.

Phil Elmassian

Responsibility: Defensive Backs

Years at Wisconsin: 3

Bowl Games as Coach: 12

Coaching Career: Wisconsin (1997-99), Boston College (1996), Washington (1995), Virginia Tech (1993-94 & 1985-86), Syracuse (1991-92), Virginia (1987-90), Minnesota (1984), East Carolina (1983), Ferrum (1979-82), Richmond (1976-78), William & Mary (1974-75)

Capsule Summary: secondary was ranked 10th in the Big Ten his first season and has climbed to seventh and fifth nationally the last two years ... served as defensive coordinator at Boston College, Virginia Tech and East Carolina ... 12th bowl trip in 15 years ... Jamar Fletcher (1998) and the '92 Syracuse team led the nation in interceptions under Elmassian's tutelage.

Jeff Horton

Responsibility: Quarterbacks

Years at Wisconsin: 1

Bowl Games as Coach: 2

Coaching Career: Wisconsin (1999), UNLV (1994-98 & 1990-91), Nevada Reno (1992-93 & 1985-89), Minnesota (1984)

Capsule Summary: one of two former head coaches (John Palermo is the other) on staff ... first season as QB coach after six years as head coach at UNLV and Nevada Reno ... former Rebel Jon Denton set 10 NCAA records as a freshman ... Brooks Bollinger led UW to a 7-0 mark as the starting QB, a school record for a freshman ... UW was third in the league in pass efficiency.

Jim Hueber

Responsibility: Offensive Line

Years at Wisconsin: 8

Bowl Games as Coach: 8

Coaching Career: Wisconsin (1992-99), Minnesota (1984-91), Memphis St. (1983), Temple (1981-82), Wichita State (1979-80), Dodge City CC (1975-78), Cincinnati (1974)

Capsule Summary: six of the offenses he's worked with (three at UW) have led the Big Ten in rushing ... coached two Outland Trophy finalists (Aaron Gibson in '98 and Chris McIntosh in '99) ... coached eight years at Minnesota before joining the Badgers in '92 ... began UW career as running backs coach and tutored '94 Rose Bowl MVP Brent Moss ... 21 of Hueber's former linemen have made NFL rosters.



Henry Mason



John Palermo

Henry Mason

Responsibility: Wide Receivers

Years at Wisconsin: 5

Bowl Games as Coach: 4

Coaching Career: Wisconsin (1995-99), Western Michigan (1991-94), Smith-Cotton (Mo.) HS (1982-90), Baker University (1981), Lexington (Mo.) HS (1979-80)

Capsule Summary: aided the development of Chris Chambers and Nick Davis who combined for 848 yards receiving in '99 ... tutored NFL receivers Donald Hayes (Carolina) and Tony Simmons (New England) ... coached previously at Western Michigan, where his Bronco passing attack led the MAC three times ... played one year of pro football.

John Palermo

Responsibility: Assistant Head Coach & Defensive Line

Years at Wisconsin: 9

Bowl Games as Coach: 10

Coaching Career: Wisconsin (1991-99), Austin Peay St. (1979 & 1990), Notre Dame (1988-89), Minnesota (1984-87), Appalachian St. (1983), Memphis St. (1980-82)

Capsule Summary: interim head coach during Alvarez' recovery from knee surgery ... produced two all-Americans (Tarek Saleh and Tom Burke) at UW ... he and Alvarez developed the defensive scheme for Lou Holtz at Notre Dame ... former assistant at ND was the position coach for all-American Chris Zorich ... head coach at Austin Peay for one year prior to appointment at UW.



Brian White



Bernie Wyatt

Brian White

Responsibility: Offensive Coordinator & Running Backs

Years at Wisconsin: 5

Bowl Games as Coach: 7

Coaching Career: Wisconsin (1995-99), UNLV (1990-92 & 1994), Nevada Reno (1993), Notre Dame (1988-89)

Capsule Summary: first-year offensive coordinator led club to 35.6 scoring norm, No. 1 mark in school history ... coached a 1,000-yard rusher in each of his five seasons at UW ... Ron Dayne's position coach all four seasons ... one of the top recruiters in college football, White has established strong ties with high school programs in California and Texas ... former Ivy League quarterback at Harvard ... used to work on Wall Street in New York.

Bernie Wyatt




Responsibility: Director of Football Operations

Years at Wisconsin: 10

Bowl Games as Coach: 14

Coaching Career: Wisconsin (1990-99), Iowa (1974-89)

Capsule Summary: one of the nation's top recruiters, he lured Ron Dayne and Lee DeRamus to UW ... coached tight ends (1992-96) for the Badgers ... Michael Roan (Titans) was his top TE ... recruited and coached former NFL All-Pro Andre Tippett (Patriots) at Iowa ... broke a number of Jim Brown's prep rushing records in New York ... wife, Barb, works in the SID office.

Jason Eck
Graduate AssistantMatt Sheldon
Graduate AssistantJohn Chadima
Admin. AssistantJohn Dettmann
Strength & Condit.Dennis Helwig
Head Ath. TrainerCorbin Hunt
Ticket DirectorSteve Malchow
Sports Info. Dir.Jim Roberts
Technical ServicesTerry Schlatter
Equipment Suprv.Mike Unitan
Marketing Director

DIRECTOR OF ATHLETICS PAT RICHTER

Dean of Big Ten Conference ADs

In the ever-changing and challenging world of athletic administration, the steady hand in charge of Wisconsin's thriving department is Director of Athletics Pat Richter.

Richter, the former Badger all-America gridiron star, three-sport letterman and successful business executive, is concluding his first decade leading the athletics program at his alma mater.

During his administration, the dean of Big Ten ADs ...

- inherited a division that was \$2.1 million in debt in 1990 and eliminated the red ink on the ledgers in less than four years.
- invested in women's athletics (including the addition of three new sports) to the point that *The Sporting News* listed UW-Madison as 10th-best athletic department in the nation for women.

• supported facility improvements that included the construction of the spectacular Kohl Center, University Ridge Golf Course, the Goodman Softball Diamond and the impressive Fetzer Learning Center.

On the field of play, the Badgers have been highly successful, too.

The football squad will be making its sixth bowl appearance this decade. The three winningest football seasons in Badger history have

occurred since 1993.


Both the men's and women's basketball clubs, under the direction of Dick Bennett and Jane Albright, have earned post-season play on a regular basis.

The varsity sports teams have continued the long-standing excellence that Badger fans have come to expect. Wisconsin has claimed two — hockey (1989-90) and men's soccer (1995) — NCAA titles during his tenure and has ranked among the nation's top all-sports programs (according to the *Sears' Director's Cup*) in each of the last five seasons.

The Badgers were all-sports champions in the Big Ten Conference last season after finishing second in the prior six campaigns. Wisconsin, once again, had an excellent fall campaign in '99 as both its men's and women's cross country teams along with the football squad won league titles.

Of equal pride to Richter, however, are the achievements of his student-athletes in the classroom. The Badgers are annually among the conference leaders in number of academic all-league honors. Wisconsin has, from 1986-98, produced 1,245 league academic honorees, the top figure among Big Ten institutions.

Management Team




Pat Richter
Dir. of Athletics



Al Fish
Admin. Officer



Cheryl Marra
Sports Adminis.



Mike Moss
Sports Adminis.



Jamie Pollard
Chief Finance Off.



Vince Sweeney
External Affairs

All-Sports Rankings


Big Ten Conference (1998-99)

1.	Wisconsin	8.08
2.	Minnesota	7.66
3.	Michigan	7.59
4.	Penn State	6.56
5.	Illinois	6.48
6.	Ohio State	6.27
7.	Northwestern	5.94
8.	Michigan State	5.88
9.	Purdue	5.73
10.	Indiana	5.60
11.	Iowa	5.07

Academic Excellence


Academic all-Big Ten honors (1986-98)

1.	Wisconsin	1,245
2.	Ohio State	1,242
3.	Michigan	1,142
4.	Penn State	1,093
5.	Minnesota	1,076
6.	Indiana	1,022
7.	Michigan State	968
8.	Northwestern	944
9.	Iowa	925
10.	Illinois	782
11.	Purdue	763



NUMERICAL ROSTER

1	Ahmad Merritt ****	WR	32	Bryson Thompson **	OLB	53	Corey Martin	LB
2	Jamar Fletcher **	DB	32	Matt Mialik	TE	54	Dave Costa ***	OL
2	Jamaal Wilson	WR	33	Ron Dayne ****	RB	55	Travis Jack	LB
3	Lee Evans *	WR	34	Leu Gillem	RB	56	Jason Jowers *	OL
4	Eddie Faulkner ***	DB	36	Mike Echols **	DB	56	Jason Clemens	LB
5	Brooks Bollinger *	QB	37	Sal DiMucci	FB	57	Philip Koch *	OL
6	Joey Boese **	DB	38	Matt Unertl **	RB	58	Chris Janek ****	NT
7	Scott Wille	QB	39	Carlos Daniels **	FB	59	Matt Buenning	OL
8	Jason Doering ***	DB	41	Chad Kuhns **	FB	59	Brad Koranda	LB
9	Sam Mueller ***	End	42	Ben Herbert **	Rush	60	Bill Ferrario ***	OL
9	Conroy Whyte *	WR	43	Delante McGrew **	Rush	62	Angelo Paganafanador	OL
10	Byron Brown	WR	44	Donnel Thompson ****	LB	63	Matt Gajda	DL
10	Bret Burlingame	DB	45	Dan Lisowski **	OLB	64	Ben Johnson *	OL
11	Devery Hughes *	DB	45	Lawrence Canada	FB	65	Luke Hilgemann	OL
12	Scott Kavanagh ****	QB	46	Jeff Mack	LB	67	Jeff Polkoski	DE
13	Jim Sorgi	QB	46	Kingsley Andersen	TE	67	Eric Benedict	OL
13	Chris Wagner	DB	47	P.J. Cannon *	LB	68	Mark Tauscher **	OL
14	Kevin Stemke ***	P	47	Andy Gapinski	TE	69	Jeremy Dox	OL
14	Mike Korslin	QB	48	Curt Wick	LB	70	Casey Rabach ***	OL
15	Tim Rosga ****	DB	48	Don Laine	LS	71	Brian Lamont *	OL
15	Conor Murphy	WR	49	Nick Greisen **	LB	72	Al Johnson *	OL
16	Chris Ghidorzi ****	LB	49	Chester Janke	TE	74	Fred Nieforth	OL
17	Demetrius Brown ****	WR	52	Mark Downing *	LB	75	Chris McIntosh ****	OL
18	Nick Morrissey	QB	53	Rob Roell ***	OL	76	Josh Jakubowski **	OL
19	Roger Knight ***	LB				77	Wendell Bryant **	End
20	Vitaly Pisetsky ***	K				78	Ross Kolodziej ***	LE
20	Josh Hunt	WR				81	Mark Anelli **	TE
21	Lance Young	WR				82	Rob Tucker	TE
21	Nate Howard	DB				85	John Sigmund ***	TE
21	Jason Schick *	DB				85	Doug Mittelstaedt	DL
22	Nick Davis **	WR				86	Mike Solwold **	TE
23	B.J. Tucker *	DB				87	Dague Retzlaff ***	TE
24	Roosevelt Williams	DB				88	Chris Chambers ****	WR
24	Erik Bickerstaff *	RB				89	Jesse Mayfield	DE
25	Marcus Carpenter ****	FB				90	Aaron Habermann	DE
26	Bobby Myers ****	DB				91	Clint Bakken *	NT
26	Jason Ciotti	WR				92	Nick Cochart	DL
27	Broderick Williams	RB				93	Chuck Smith *	End
27	Ryan Simmons	DB				94	George Pratt **	LE
28	David Braun *	WR				94	Ryan Pfister	K
28	Jason Shonkwiler	DB				96	John Favret ***	Rush
29	Michael Bennett *	RB				97	Kirk Munden	K
30	Wendell Davidson	RB				98	Eric Mahlik ***	NT
30	Ryan Marks ***	OLB				98	Mark Neuser	K
31	Carlease Clark **	DB				99	Jake Sprague **	LE
31	Nick Mueller	FB						



Tailback Matt Unertl

ALPHABETICAL ROSTER


No.	Name	Pos.	Ht.	Wt.	Birthdate	Year	Hometown (HS/Last School)
46	Andersen, Kingsley	TE	6-3	230	3/8/81	Fr./Fr.	Blanchardville, WI (Pecatonica)
81	Anelli, Mark **	TE	6-5	252	6/5/79	Jr./So.	Addison, IL (Addison Trail)
91	Bakken, Clint *	NT	6-2	285	12/30/79	So./Fr.	Boulder Junction, WI (Lakeland)
67	Benedict, Eric	OL	6-4	280	5/10/81	Fr./Fr.	Taylor, WI (Blair-Taylor)
29	Bennett, Michael *	RB	5-10	203	8/13/78	So./So.	Milwaukee, WI (Tech)
24	Bickerstaff, Erik *	RB	6-0	219	7/25/80	So./Fr.	Waukesha, WI (North)
6	Boese, Joey **	DB	5-11	161	2/8/80	So./So.	Villa Park, CA (Mater Dei)
5	Bollinger, Brooks *	QB	6-2	192	11/15/79	So./Fr.	Grand Forks, ND (Central)
28	Braun, David *	WR	5-11	188	6/26/80	So./Fr.	Madison, WI (Edgewood)
10	Brown, Byron	WR	6-0	175	3/10/80	Fr./Fr.	Sicklerville, NJ (Overbrook)
17	Brown, Demetrius ****	WR	6-3	207	4/10/76	Sr./Sr.	Milwaukee, WI (Vincent)
77	Bryant, Wendell **	End	6-4	290	9/12/80	So./So.	St. Louis, MO (Ritenour)
59	Buening, Matt	OL	6-5	268	10/12/79	Fr./Fr.	Green Bay, WI (Bay Port)
10	Burlingame, Bret	DB	6-0	194	4/22/78	Sr./Jr.	Ft. Atkinson, WI (HS)
45	Canada, Lawrence	FB	5-10	215	5/20/81	Fr./Fr.	Mequon, WI (Milwaukee University)
47	Cannon, P.J. *	LB	6-1	233	3/17/80	So./Fr.	Brookfield, WI (Catholic Memorial)
25	Carpenter, Marcus ****	FB	6-2	239	3/17/77	Sr./Sr.	Elkhart, IN (Jimtown)
88	Chambers, Chris ***	WR	6-1	205	8/12/78	Jr./Jr.	Bedford, OH (HS)
26	Ciotti, Jason	WR	6-3	185	5/1/80	Fr./Fr.	Sun Prairie, WI (HS)
31	Clark, Carlease **	DB	5-11	184	6/25/80	So./So.	Lakeview Terrace, CA (Montclair)
56	Clemens, Jason	LB	6-1	210	8/28/80	Fr./Fr.	Lodi, WI (HS)
92	Cochart, Nick	DL	6-1	230	5/8/81	Fr./Fr.	Brussels, WI (Southern Door)
54	Costa, Dave ***	OL	6-5	299	9/8/78	Sr./Jr.	Ellwood City, PA (HS)
39	Daniels, Carlos **	FB	6-1	243	3/11/79	Jr./So.	Farrell, PA (HS)
30	Davidson, Wendell	RB	5-10	230	7/11/81	Fr./Fr.	Detroit, MI (Pershing)
22	Davis, Nick **	WR	5-10	177	10/6/79	So./So.	Manchester, MI (HS)
33	Dayne, Ron ****	RB	5-10	252	3/14/78	Sr./Sr.	Berlin, NJ (Overbrook)
37	DiMucci, Sal	FB	6-0	225	1/2/81	Fr./Fr.	Barrington Hills, IL (Loyola Acad.)
8	Doering, Jason ***	DB	6-0	202	4/22/78	Sr./Jr.	Rhineland, WI (HS)
52	Downing, Mark *	LB	6-2	231	8/29/78	Jr./So.	Middleton, WI (HS)
69	Dox, Jeremy	OL	6-3	276	1/1/79	Jr./So.	St. Paul, MN (Cretin-Derham Hall)
36	Echols, Mike **	DB	5-10	177	10/13/78	Jr./So.	Youngstown, OH (Ursuline)
3	Evans, Lee *	WR	5-11	165	3/11/81	Fr./Fr.	Bedford, OH (HS)
4	Faulkner, Eddie ***	DB	5-11	193	10/20/77	Sr./Jr.	Muncie, IN (Central)
96	Favret, John ***	Rush	6-4	238	3/23/78	Sr./Jr.	Cleveland Heights, OH (St. Ignatius)
60	Ferrario, Bill ***	OL	6-3	303	9/22/78	Sr./Jr.	Scranton, PA (West)
2	Fletcher, Jamar **	DB	5-10	171	8/28/79	Jr./So.	St. Louis, MO (Hazelwood East)
63	Gajda, Matt	DL	6-4	240	9/1/80	Fr./Fr.	Sturgeon Bay, WI (HS)
47	Gapinski, Andy	TE	6-6	205	1/26/81	Fr./Fr.	Colgate, WI (Hartford)
16	Ghidorzi, Chris ****	LB	6-3	239	7/8/77	Sr./Sr.	Wausau, WI (West)
34	Gillem, Leu	RB	6-1	219	11/5/80	So./Fr.	Racine, WI (Case)
49	Greisen, Nick **	LB	6-2	232	8/10/79	So./So.	Sturgeon Bay, WI (HS)
90	Habermann, Aaron	DE	6-3	249	6/27/79	Jr./So.	Hartland, WI (Arrowhead)
42	Herbert, Ben **	Rush	6-4	228	11/30/79	So./So.	McDonald, PA (West Allegheny)
65	Hilgemann, Luke	OL	6-8	308	10/5/79	Fr./Fr.	Stratford, WI (HS)

21	Howard, Nate	DB	5-10	180	7/23/80	Fr./Fr.	St. Paul, MN (St. Thomas Academy)
11	Hughes, Devery *	DB	5-11	184	5/2/80	So./Fr.	Los Angeles, CA (Fremont)
20	Hunt, Josh	WR	5-9	179	12/29/78	Jr./So.	Thiensville, WI (Homestead)
55	Jack, Travis	LB	6-0	220	8/16/80	Fr./Fr.	Green Bay, WI (Notre Dame)
76	Jakubowski, Josh **	OL	6-6	320	8/3/78	Jr./Jr.	Schofield, WI (D.C. Everest)
58	Janek, Chris ****	NT	6-2	274	8/14/77	Sr./Sr.	Granite City, IL (HS)
49	Janke, Chester	TE	6-2	240	8/23/80	Fr./Fr.	Black River Falls, WI (HS)
72	Johnson, Al *	OL	6-4	282	1/27/79	So./Fr.	Brussels, WI (Southern Door)
64	Johnson, Ben *	OL	6-7	318	4/7/80	So./Fr.	Brussels, WI (Southern Door)
56	Jowers, Jason *	OL	6-6	302	9/9/80	So./Fr.	Libertyville, IL (HS)
12	Kavanagh, Scott ****	QB	6-4	213	12/27/77	Sr./Sr.	Naperville, IL (North)
19	Knight, Roger ***	LB	6-2	235	10/11/78	Jr./Jr.	Queens Village, NY (Brooklyn Tech)
57	Koch, Philip *	OL	6-4	274	4/15/78	Sr./Jr.	San Jose, CA (Leigh)
78	Kolodziej, Ross ***	LE	6-3	273	5/11/78	Sr./Jr.	Stevens Point, WI (HS)
59	Koranda, Brad	LB	6-0	210	1/19/81	Fr./Fr.	Sun Prairie, WI (HS)
14	Korslin, Mike	QB	6-4	190	7/24/80	Fr./Fr.	Harvard, IL (HS)
41	Kuhns, Chad **	FB	6-1	228	10/17/78	Jr./So.	Bellevue, OH (HS)
48	Laine, Don	LS	6-2	230	4/6/81	Fr./Fr.	Saukville, WI (Ozaukee)
71	Lamont, Brian *	OL	6-8	314	3/12/79	Jr./So.	Browntown, WI (Monroe)
45	Lisowski, Dan **	OLB	6-1	218	11/1/78	Jr./So.	Menomonee Falls, WI (HS)
46	Mack, Jeff	LB	6-0	220	2/20/81	Fr./Fr.	Madison, WI (West)
98	Mahlik, Eric ***	NT	6-3	261	2/9/78	Sr./Jr.	Green Bay, WI (Notre Dame)
30	Marks, Ryan ***	OLB	6-1	216	3/2/78	Sr./Jr.	Wisconsin Rapids, WI (Lincoln)
53	Martin, Corey	LB	6-3	220	9/11/81	Fr./Fr.	South Lake Tahoe, CA (HS)
89	Mayfield, Jesse	DE	6-6	245	10/26/79	Fr./Fr.	Indianapolis, IN (Ben Davis)
43	McGrew, Delante **	Rush	6-4	229	5/7/79	Jr./So.	Brooklyn, OH (St. Edward)
75	McIntosh, Chris ****	OL	6-7	310	2/20/77	Sr./Sr.	Pewaukee, WI (HS)
1	Merritt, Ahmad ****	WR	5-10	188	2/5/77	Sr./Sr.	Chicago, IL (St. Rita)
32	Mialik, Matt	TE	6-0	215	9/16/80	Fr./Fr.	Verona, WI (Middleton)
85	Mittelstaedt, Doug	DL	6-1	281	10/18/79	So./Fr.	Reedsburg, WI (HS)
18	Morrissey, Nick	QB	6-2	190	8/4/81	Fr./Fr.	West Allis, WI (Central)
31	Mueller, Nick	FB	6-1	258	10/16/78	Jr./So.	Plymouth, WI (HS)
9	Mueller, Sam ***	End	6-5	251	9/14/77	Sr./Jr.	Fond du Lac, WI (St. Mary's Springs)
97	Munden, Kirk	K	5-9	165	7/17/80	Fr./Fr.	Eau Claire, WI (North)
15	Murphy, Conor	WR	6-0	200	5/12/81	Fr./Fr.	Eagan, MN (St. Thomas Academy)
26	Myers, Bobby ****	DB	6-2	182	10/11/76	Sr./Sr.	Hamden, CT (HS)
98	Neuser, Mark	K	5-9	165	4/1/80	Fr./Fr.	Milwaukee, WI (Marquette)
74	Nieforth, Fred	OL	6-8	240	7/8/81	Fr./Fr.	Antigo, WI (HS)
62	Paganafanador, Angelo	OL	6-3	280	4/11/81	Fr./Fr.	Pine Hill, NJ (Overbrook Regional)
94	Pfister, Ryan	K	6-2	165	5/7/81	Fr./Fr.	Green Bay, WI (Southwest)
20	Pisetsky, Vitaly ***	K	5-10	228	1/28/78	Sr./Sr.	New York, NY (Kennedy)
67	Polkoski, Jeff	DE	6-3	242	2/14/80	So./Fr.	Brule, WI (Northwestern)
94	Pratt, George **	LE	6-5	300	12/15/78	Jr./So.	Chicago, IL (Curie)
70	Rabach, Casey ***	OL	6-5	291	9/24/77	Sr./Jr.	Sturgeon Bay, WI (HS)
87	Retzlaff, Dague ***	TE	6-8	276	7/21/78	Sr./Jr.	Crystal, MN (Armstrong)
53	Roell, Rob ***	OL	6-5	259	10/4/77	Sr./Sr.	Iron Mountain, MI (Kingsford)
15	Rosga, Tim ****	DB	6-0	211	11/1/76	Sr./Sr.	Roseville, MN (Cretin-Derham Hall)


ALPHABETICAL ROSTER



End John Favret will be making his third straight bowl game start on Jan. 1.



TE Dague Retzlaff started five games in '99 and shared time with John Sigmund.



Senior Scott Kavanagh started at QB the opening four games of 1999.

21	Schick, Jason *	DB	6-0	201	11/6/78	Jr./So.	Sturgeon Bay, WI (HS)
28	Shonkwiler, Jason	DB	6-0	180	10/2/80	Fr./Fr.	Pewaukee, WI (HS)
85	Sigmund, John ***	TE	6-6	272	7/2/78	Jr./Jr.	Sewell, NJ (Camden Catholic / Milford Academy)
27	Simmons, Ryan	DB	5-11	186	4/27/80	So./Fr.	Verona, WI (HS)
93	Smith, Chuck *	End	6-6	265	7/1/78	Jr./So.	Elkhart, IN (Jimtown)
86	Solwold, Mike **	TE	6-6	250	9/30/77	Sr./Jr.	Hartland, WI (Arrowhead)
13	Sorgi, Jim	QB	6-5	180	12/3/80	Fr./Fr.	Fraser, MI (HS)
99	Sprague, Jake **	LE	6-4	274	10/1/79	So./So.	Oak Creek, WI (HS)
14	Stemke, Kevin ***	P	6-2	186	11/23/78	Jr./Jr.	Green Bay, WI (Preble)
68	Tauscher, Mark **	OL	6-3	301	6/17/77	Sr./Sr.	Auburndale, WI (HS)
32	Thompson, Bryson **	OLB	6-1	220	1/17/80	So./So.	Madison, WI (West)
44	Thompson, Donnel ****	LB	6-0	236	2/17/78	Sr./Sr.	Madison, WI (West)
23	Tucker, B.J. *	DB	5-11	170	10/12/80	Fr./Fr.	Bayside, WI (Nicolet)
82	Tucker, Rob	TE	6-4	235	5/9/80	Fr./Fr.	Fort Wayne, IN (Northrup)
38	Unertl, Matt **	RB	5-10	213	10/14/77	Sr./Jr.	Sussex, WI (Sussex-Hamilton)
13	Wagner, Chris	DB	5-10	194	3/25/79	Jr./So.	Milton, WI (HS)
9	Whyte, Conroy *	WR	5-7	155	9/3/78	So./So.	Boston, MA (English)
48	Wick, Curt	LB	6-1	214	9/9/79	So./Fr.	Belleville, WI (HS)
7	Wille, Scott	QB	6-3	200	1/12/81	Fr./Fr.	Oconomowoc, WI (HS)
27	Williams, Broderick	RB	6-0	180	12/28/80	Fr./Fr.	Needville, TX (HS)
24	Williams, Roosevelt	DB	6-1	169	6/16/79	So./Fr.	Cleveland, OH (East Tech)
2	Wilson, Jamaal	WR	6-3	185	3/27/81	Fr./Fr.	Weston, FL (Western)
21	Young, Lance	WR	6-2	175	6/8/81	Fr./Fr.	Florissant, MO (Beaumont)

* — letters won

— fifth-year senior

Year — academic / athletic standing

HOW THE BADGERS WERE BUILT

Offense

Freshmen (33)

Kingsley Anderson
Eric Benedict
Erik Bickerstaff
Brooks Bollinger
David Braun
Byron Brown
Matt Buening
Lawrence Canada
Jason Ciotti
Wendell Davidson
Sal DiMucci
Lee Evans
Leu Gillem
Luke Hilgemann
Chester Janke
Al Johnson
Ben Johnson
Jason Jowers
Mike Korslin
Matt Mialik
Nick Morrissey
Kirk Munden
Conor Murphy
Mark Neuser
Fred Nieforth
Angelo Paganafanador
Ryan Pfister
Jim Sorgi
Rob Tucker
Scott Wille
Broderick Williams
Jamaal Wilson
Lance Young

Sophomores (10)

Mark Anelli
Michael Bennett
Carlos Daniels
Nick Davis
Jeremy Dox
Josh Hunt
Chad Kuhns
Brian Lamont
Nick Mueller
Conroy Whyte

Juniors (10)

Chris Chambers
Dave Costa
Bill Ferrario
Josh Jakubowski
Philip Koch
Casey Rabach
Dague Retzlaff
John Sigmund
Mike Solwold
Matt Unertl

Seniors (9)

Demetrius Brown
Marcus Carpenter
Ron Dayne
Scott Kavanagh
Chris McIntosh
Ahmad Merritt
Vitaly Pisetsky
Rob Roell
Mark Tauscher

Defense

Freshmen (21)

Clint Bakken
P.J. Cannon
Jason Clemens
Nick Cochart
Matt Gajda
Andy Gapinski
Nate Howard
Devery Hughes
Travis Jack
Brad Koranda
Don Laine
Jeff Mack
Corey Martin
Jesse Mayfield
Doug Mittelstaedt
Jeff Polkoski
Jason Shonkwiler
Ryan Simmons
B.J. Tucker
Curt Wicke
Roosevelt Williams

Sophomores (17)

Joey Boese
Wendell Bryant
Carlease Clark
Mark Downing
Mike Echols
Jamar Fletcher
Nick Greisen
Aaron Haberman
Ben Herbert
Dan Lisowski
Delante McGrew
George Pratt
Jason Schick
Chuck Smith

Jake Sprague
Bryson Thompson
Chris Wagner

Juniors (10)

Bret Burlingame
Jason Doering
Eddie Faulkner
John Favret
Roger Knight
Ross Kolodziej
Eric Mahlik
Ryan Marks
Sam Mueller
Kevin Stemke

Seniors (5)

Chris Ghidorzi
Chris Janek
Bobby Myers
Tim Rosga
Donnel Thompson

Badger roster by state

Wisconsin (63), Illinois
(8), Ohio (7), California
(5), Indiana (5),
Minnesota (5), New Jersey
(4), Pennsylvania (4),
Missouri (3), Michigan (3),
New York (2), Connecticut
(1), Florida (1),
Massachusetts (1), North
Dakota (1), Texas (1)

OFFENSIVE DEPTH CHART

First team

QB 5 Brooks Bollinger, 6-2, 192, Fr.*

A 7-0 mark as starting QB ... Big Ten freshman of the year ... efficiency mark (145.8) is second in UW history.

TB 33 Ron Dayne, 5-10, 252, Sr.***

NCAA's #1 career runner ... 3-time Big Ten rushing champ ... name was painted on facade at Camp Randall after Iowa game ... second in nation in rushing (166.7).

FB 41 Chad Kuhns, 6-1, 228, So.**

Best blocking fullback of Alvarez era ... four plays longer than 10 yards ... brother, Russ, is a UW defender.

FL 22 Nick Davis, 5-10, 177, So.**

Led Big Ten in kickoff returns and was second in punt returns ... 91 yards receiving vs. Ball State was best.

SE 88 Chris Chambers, 6-1, 205, Jr.***

36 catches despite missing two games ... four TDs in last five games ... 11th in career receiving at UW (1,115).

TE 87 Dague Retzlaff, 6-8, 276, Jr.***

Started last half of season ... TD vs. Purdue opened scoring ... same HS as Badger basketball G Jon Bryant.

LT 75 Chris McIntosh, 6-7, 310, Sr.****

Started every game in career ... UW has led league in rushing twice during career ... finalist for Outland Trophy.

LG 60 Bill Ferrario, 6-3, 303, Jr.***

Rugged and physical blocker ... 36 career starts ... first consensus first-team all-league guard at UW since 1994.

C 70 Casey Rabach, 6-5, 291, Jr.***

One of the nation's premier centers ... 34 career starts ... two-time all-Big Ten mention ... calls signals on line.

RG 54 Dave Costa, 6-5, 299, Jr.***

Three-year starter at right guard ... No. 2 long snapper ... good athlete ... former prep TE.

RT 68 Mark Tauscher, 6-3, 301, Sr.**

Former walk-on ... coaches thought he was out of eligibility after '98 ... enrolled in grad school for education.

K 20 Vitaly Pisetsky, 5-10, 228, Sr.***

Finalist for Groza & Tatupu Awards ... came to the U.S. from Soviet Union seven years ago ... soccer standout.

Second team

QB 12 Scott Kavanagh, 6-4, 213, Sr.****

Started opening four games ... passed for 568 yards ... scored first career TD in final home game vs. Iowa.

TB 29 Michael Bennett, 5-10, 203, So.*

Averaged 5.2 ypc ... 114 yards on six attempts vs. Indiana ... nephew of former Packer Tony Bennett ... once ran in lane next to Michael Johnson at a track meet.

FB 39 Carlos Daniels, 6-1, 243, So.**

Former tailback moved to fullback in fall ... had ankle injury in '99 ... 113 yards at San Diego State in '98.

FL 3 Lee Evans, 5-11, 165, Fr.*

One of two true freshmen to play ... same HS as Chris Chambers ... 64-yard TD catch was 2nd longest in '99.

SE 17 Demetrius Brown, 6-3, 207, Sr.****

Fifth-year senior was third on team with 13 receptions ... big, physical receiver ... former secondary player.

TE 85 John Sigmund, 6-6, 272, Jr.***

Starting TE in opening five games ... injured ankle at OSU kept him out of four contests ... good blocker.

LT 64 Ben Johnson, 6-7, 318, Fr.*

Battled for right tackle slot in fall camp ... moved to left side after Mark Tauscher won job ... minimal time.

LG 56 Jason Jowers, 6-6, 302, Fr.*

Limited action behind Ferrario ... earned first letter ... one of six 300 pounders in two-deep offensive line.

C 72 Al Johnson, 6-4, 282, Fr.*

Cousin of back-up LT Ben Johnson ... earned first letter ... prep DL also played some G at Wisconsin.

RG 53 Rob Roell, 6-5, 259, Sr.***

Fifth-year senior is top reserve on inside ... started twice in career ... hurt knee vs. Iowa but will return for bowl.

RT 71 Brian Lamont, 6-8, 314, So.*

Heir apparent at tackle ... one of three 6-8 players on team ... played at prep power Monroe High School.

K 98 Mark Neuser, 5-9, 165, Fr.

Walked on to program in fall ... made only extra point attempt in Ball State game.

DEFENSIVE DEPTH CHART

First team

LE 78 Ross Kolodziej, 6-3, 273, Jr.***

One of the best athletes on line ... runs 4.8 40 ... finished fourth in Big Ten outdoor shot put in 1999.

NT 98 Eric Mahlik, 6-3, 261, Jr.***

Terrific technician ... added 30 pounds since coming to UW ... one of three walk-ons starting on defense.

End 77 Wendell Bryant, 6-4, 290, So.**

Led club in sacks ... can play inside or outside ... made *Sports Illustrated's* "All-Bowl" team after 1999 Rose Bowl.

Rush 96 John Favret, 6-4, 238, Jr.***

Tenacious and relentless player ... 28 career tackles for loss ... HS won a pair of *USA Today* national titles.

LB 16 Chris Ghidorzi, 6-3, 239, Sr.****

Should be an academic all-American ... led squad in tackles and TFLs ... 18-2 career mark in his starts.

LB 44 Donnel Thompson, 6-0, 236, Sr.****

Captain on two Big Ten championship teams ... brother is on team ... squad's community service leader.

OLB 19 Roger Knight, 6-2, 235, Jr.***

Moved into starting lineup on outside after starting year at ILB ... extremely intelligent ... gifted athletically.

CB 36 Mike Echols, 5-10, 177, So.**

Insulin-dependent diabetic ... fastest defender (4.3) on team ... school-record six PBUs vs. Purdue's Drew Brees.

FS 8 Jason Doering, 6-0, 202, Jr.***

Excellent tackler (11 missed tackles in more than 700 career plays) ... first DB with at least 100 stops since '91.

SS 26 Bobby Myers, 6-2, 182, Sr.****

Four picks at SS ... seven-foot high jumper ... has been on Big Ten title teams in football and track at UW.

CB 2 Jamar Fletcher, 5-10, 171, So.**

Two-time Big Ten leader in picks ... five returns for TDs, a Big Ten record ... three career picks vs. Drew Brees.

P 14 Kevin Stemke, 6-2, 186, Jr.***

Helped UW rank 14th nationally in net punting ... Big Ten leader in '98 ... an 86 yarder vs. Michigan State.

Second team

LE 99 Jake Sprague, 6-4, 274, So.**

Saw a lot of action as pass rusher ... two starts in 1999 ... started in '99 Rose Bowl as a true freshman.

NT 58 Chris Janek, 6-2, 274, Sr.****

Four-year letterman ... strong performer against the run and in short yardage ... playing in fourth bowl game.

End 9 Sam Mueller, 6-5, 251, Jr.***

Junior end made 20 tackles ... excellent student will graduate early and may pass on senior year of football.

Rush 42 Ben Herbert, 6-4, 228, So.**

Saw playing time increase steadily all season ... recruited to play inside linebacker ... good tackler.

LB 52 Mark Downing, 6-2, 231, So.*

Local prep player walked on to program ... worked way into back-up role ... special teams star (10 stops).

LB 49 Nick Greisen, 6-2, 232, So.**

Promising linebacker prospect ... played as true freshman in '98 ... brother was excellent small college QB.

OLB 45 Dan Lisowski, 6-1, 218, So.**

Hurt ankle in fall camp limited early-season progress ... two-year letterman ... 14 tackles in limited time.

CB 10 Bret Burlingame, 6-0, 194, Jr.

Good speed ... walk-on athlete in secondary ... hasn't played much ... good team player.

FS 31 Carlease Clark, 5-11, 184, So.**

Returning to home state for second straight post-season bowl ... two-year letterman ... four stops.

SS 11 Devery Hughes, 5-11, 184, Fr.*

Another California native in secondary ... intercepted a pass in Indiana game ... won first letter.

CB 6 Joey Boese, 5-11, 161, So.**

Badgers' third cornerback ... played at prep power Mater Dei HS in Villa Park, Calif ... 25 stops and one pick.

P 20 Vitaly Pisetsky, 5-10, 228, Sr.***

Finalist for Groza & Tatupu Awards ... came to the U.S. from Soviet Union seven years ago ... soccer standout.


DEPTH CHARTS

Offense

QB	5	Brooks Bollinger, 6-2, 192, Fr.
	12	Scott Kavanagh, 6-4, 213, Sr.
	13	Jim Sorgi, 6-5, 180, Fr.
	7	Scott Wille, 6-3, 200, Fr.
RB	33	Ron Dayne, 5-10, 252, Sr.
	29	Michael Bennett, 5-10, 203, So.
	38	Matt Unertl, 5-10, 213, Jr.
FB	41	Chad Kuhns, 6-1, 228, So.
	39	Carlos Daniels, 6-1, 243, So.
	25	Marcus Carpenter, 6-2, 239, Sr.
FL	22	Nick Davis, 5-10, 177, So.
	3	Lee Evans, 5-11, 165, Fr.
	1	Ahmad Merritt, 5-10, 188, Sr.
SE	88	Chris Chambers, 6-1, 205, Jr.
	17	Demetrius Brown, 6-3, 207, Sr.
	9	Conroy Whyte, 5-7, 155, So.
TE	87	Dague Retzlaff, 6-8, 276, Jr.
	85	John Sigmund, 6-6, 272, Jr.
	81	Mark Anelli, 6-5, 252, So.
LT	75	Chris McIntosh, 6-7, 310, Sr.
	64	Ben Johnson, 6-7, 318, Fr.
	57	Philip Koch, 6-4, 274, Jr.
LG	60	Bill Ferrario, 6-3, 303, Jr.
	56	Jason Jowers, 6-6, 302, Fr.
	69	Jeremy Dox, 6-3, 276, So.
C	70	Casey Rabach, 6-5, 291, Jr.
	72	Al Johnson, 6-4, 282, Fr.
	53	Rob Roell, 6-5, 259, Sr.
RG	54	Dave Costa, 6-5, 299, Jr.
	53	Rob Roell, 6-5, 259, Sr.
	59	Matt Buening, 6-5, 268, Fr.
RT	68	Mark Tauscher, 6-3, 301, Sr.
	71	Brian Lamont, 6-8, 314, So.
	64	Ben Johnson, 6-7, 318, Fr.

Defense

LE	78	Ross Kolodziej, 6-3, 273, Jr.
	99	Jake Sprague, 6-4, 274, So.
	94	George Pratt, 6-5, 300, So.
NT	98	Eric Mahlik, 6-3, 261, Jr.
	58	Chris Janek, 6-2, 274, Sr.
	91	Clint Bakken, 6-2, 285, Fr.
End	77	Wendell Bryant, 6-4, 290, So.
	9	Sam Mueller, 6-5, 251, Jr.
	93	Chuck Smith, 6-6, 265, So.
Rush	96	John Favret, 6-4, 238, Jr.
	42	Ben Herbert, 6-4, 228, So.
	43	Delante McGrew, 6-4, 229, So.
OLB	19	Roger Knight, 6-2, 235, Jr.
	45	Dan Lisowski, 6-1, 218, So.
	30	Ryan Marks, 6-1, 216, Jr.
LB	44	Donnel Thompson, 6-0, 236, Sr.
	49	Nick Greisen, 6-2, 232, So.
	47	P.J. Cannon, 6-1, 233, Fr.
LB	16	Chris Ghidorzi, 6-3, 239, Sr.
	52	Mark Downing, 6-2, 231, So.
	47	P.J. Cannon, 6-1, 233, Fr.
LC	2	Jamar Fletcher, 5-10, 171, So.
	6	Joey Boese, 5-11, 161, So.
	23	B.J. Tucker, 5-11, 170, Fr.
SS	26	Bobby Myers, 6-2, 182, Sr.
	11	Devery Hughes, 5-11, 184, Fr.
	21	Jason Schick, 6-0, 201, So.
FS	8	Jason Doering, 6-0, 202, Jr.
	31	Carlease Clark, 5-11, 184, So.
	15	Tim Rosga, 6-0, 211, Sr.
RC	36	Mike Echols, 5-10, 177, So.
	10	Bret Burlingame, 6-0, 194, Jr.
	23	B.J. Tucker, 5-11, 170, Fr.



Nick Davis became the first Badger since '78 to score TDs three ways in the same season.

Special Teams

P	14	Kevin Stemke, 6-2, 186, Jr.
	20	Vitaly Pisetsky, 5-10, 228, Sr.
K	20	Vitaly Pisetsky, 5-10, 228, Sr.
	98	Mark Neuser, 5-9, 165, Fr.
LS	86	Mike Solwold, 6-6, 250, Jr.
	54	Dave Costa, 6-5, 299, Jr.
H	15	Tim Rosga, 6-0, 211, Sr.
	14	Kevin Stemke, 6-2, 186, Jr.
PR	22	Nick Davis, 5-10, 177, So.
	15	Tim Rosga, 6-0, 211, Sr.
KOR	22	Nick Davis, 5-10, 177, So.
	29	Michael Bennett, 5-10, 203, So.

How to pronounce their names

Mark Anelli	uh-NELL-ee
Clint Bakken	BOCK-en
Joey Boese	BO-zay
Brooks Bollinger	BALL-inn-er
Matt Buening	BENN-ing
Carlease Clark	car-LEECE
Dave Costa	KOSS-tuh
Jason Doering	DOOR-ing
Mike Echols	ECK-uhls
John Favret	FAV-ray
Jamar Fletcher	juh-MARR


Chris Ghidorzi	guh-DOOR-zee
Nick Greisen	GRY-son
Aaron Habermann	HOBB-er-munn
Ben Herbert	HER-burt
Chris Janek	JANN-ick
Ross Kolodziej	kuh-LODD-gee
Chad Kuhns	KOONS
Dan Lisowski	luh-SOW-skee
Eric Mahlik	MAH-lick
Ahmad Merritt	a-MODD
Sam Mueller	MILLER

Mark Neuser	NOISE-err
Vitaly Pisetsky	puh-SET-skee
Casey Rabach	RAH-bock
Dague Retzlaff	DAYG RETTS-laff
Rob Roell	ROLL
Tim Rosga	RAHZ-guh
Jim Sorgi	SORE-gee
Jake Sprague	SPRAYGUE
Mark Tauscher	TOW-sure (like OW)
Matt Unertl	you-NERR-tle
Scott Wille	WILLIE

BROOKS BOLLINGER*

QB, 6-2, 192, So./Fr., Grand Forks, ND (Central)

5



- Big Ten Freshman of the Year by media & coaches
- The Sporting News second-team freshman all-American
- Wisconsin Rookie of the Year

Third Big Ten Freshman of the Year in UW history (joining Tony Lowery in 1987 and Ron Dayne in 1996) ... got first college start in front of 93,524 fans at Ohio State and led Badgers to a 42-17 comeback win over No. 12 Buckeyes ... Bollinger helped rally Wisconsin from a 17-point deficit, the largest comeback triumph of the Alvarez era ... registered a perfect 7-0 record as the starting QB ... Darrell Bevell (1992) led UW to five victories as a rookie, the previous best mark ... among Bollinger's triumphs were road wins over nationally rated Ohio State, Minnesota and Purdue ... offensive P.O.W. against Ohio State and Iowa ... in conference games only, Bollinger led Big Ten in pass efficiency (152.9), completion percentage (.616) and had best TD-to-interception ratio (7:1) ... set career highs with 15 completions and 27 attempts at OSU ... top completion percentage was .900 (9-10) vs. Indiana, tied for third-best mark in Wisconsin history ... 212 yards passing at Minnesota is career best and included an 81-yard TD play to Nick Davis, the third-longest throw in UW


Career Statistics

Year	PA	PC	Pct.	Yds	TDs
1999	126	75	.595	1,028	8
Total	126	75	.595	1,028	8

1999 Statistics

Opp.	PA	PC	Pct.	Yds	TDs
Murray St.	7	3	.429	37	1
Ball State	6	3	.500	25	0
Cincinnati	1	0	.000	0	0
Michigan	9	6	.667	61	0
Ohio St.	27	15	.556	167	0
Minnesota	21	11	.524	212	1
Indiana	10	9	.900	162	1
Michigan St.	11	6	.545	59	0
N'western	11	6	.545	89	1
Purdue	11	7	.636	72	1
Iowa	12	9	.750	144	3

history ... came off bench vs. Michigan and led Badgers on an 80-yard drive in 1:57 to pull club within 21-16 ... helped loosen up Iowa's defense when the Hawkeyes were determined to keep Ron Dayne from becoming college football's top rusher ... Bollinger hit 9-12 passes (.750) for 144 yards and a career-best three scores against Hawkeyes ... with Iowa geared to slowing Dayne, Bollinger exploited that strategy for 113 yards rushing ... season pass efficiency rating of



145.8 is second-highest mark in school history and ranks second in the Big Ten ahead of Drew Brees among others ... his rating would rank eighth nationally if he had enough attempts ... two interceptions are tied for fewest among Big Ten players ... rushed 97 times for 445 yards and five TDs ... that rushing total is fifth-most for a Badger QB in a career ... ahead of him are Dale Hackbart (1,097), Lionell Crawford (784), Mike Samuel (761) and Jim Miller (553).

Another Coach's Kid


Brooks Bollinger grew up on the gridiron. Literally. The son of former North Dakota offensive coordinator Rob Bollinger was always hanging around the field as a youngster. The younger Bollinger became the first Badger freshman since Darrell Bevell (1992) to start at QB. Bevell led his upperclassmen teammates to a 5-5 mark that season, while Bollinger posted a 7-0 record as the starting QB in '99. Interestingly, Bevell's father is also a former football coach.

Since Brooks Bollinger became the UW's starting quarterback at Ohio State, Wisconsin has averaged 37.7 points per game.

WENDELL BRYANT**

End, 6-4, 290, So./So., St. Louis, MO (Ritenour)

77




- First-team all-Big Ten by coaches and second-team by media
- Academic all-Big Ten for first time

One of the Big Ten's best defensive ends

... started all 11 games as a sophomore and led Badgers with six quarterback sacks ... seven tackles behind the line were second on squad ... an athletically gifted player, Bryant also knocked three passes down at the line (most of any defensive linemen) ... named Wisconsin's defensive P.O.W. after recording seven stops and a season-best three tackles for loss in win over Ball State ... a dominating eight-tackle performance vs. Michigan, including two stops for losses of 15 yards and a tipped pass ... well-rounded game at No. 17 Purdue with two tackles, one for a loss, a quarterback pressure on Drew Brees and a tipped pass ... also blocked a Travis Dorsch field goal attempt (38 yards) vs. the Boilermakers that kept game scoreless ... recovered a fumble against Iowa to stop Hawkeyes' final drive.

First-team all-Big Ten by media & academic all-Big Ten



Career Statistics

Year	UT	AT	Total	TFL	PBU
1998	14	10	24	4-18	3
1999	25	19	44	7-39	3
Total	39	29	68	11-57	6

1999 Statistics

Opp.	UT	AT	Total	TFL	PBU
Murray St.	2	1	4	0	0
Ball State	4	3	7	3-18	0
Cincinnati	2	3	5	0	0
Michigan	6	2	8	2-15	1
Ohio St.	2	2	4	1-3	0
Minnesota	1	1	2	0	0
Indiana	1	1	2	0	0
Michigan St.	0	2	2	0	0
N'western	3	2	5	0	0
Purdue	1	1	2	1-3	1
Iowa	3	1	4	0	0

St. Louis Stars


During the last two seasons, the UW defense has been one of college football's top units. The Badgers have surrendered just 12 points per game the last two falls, compared to a norm of 21.9 points in Barry Alvarez' first eight seasons. Much of that success can be attributed to a pair of St. Louis sophomores. Wendell Bryant, the club's top pass rusher, and Jamar Fletcher, the Big Ten's leading interceptor the last two years, have brought skill and a winning attitude to the UW defense. Defensive coordinator Kevin Cosgrove has long been one of college football's most-accomplished recruiters in St. Louis.

Sports Illustrated named Wendell Bryant to its "All Bowl" team last year after his dominating Rose Bowl performance vs. UCLA.

CHRIS CHAMBERS***

WR, 6-1, 205, Jr./Jr., Bedford, OH (Bedford)

88



• Honorable mention all-Big Ten by coaches and media

Badgers' leading receiver for second season in a row, despite

sitting out two contests with an injury ... moved into 1,000-yard career receiving club vs. Purdue ... 11th in career receiving yardage at Wisconsin, 136 yards behind 10th-place Tom McCauley (1966-68) ... 11 career TD receptions are tied for sixth (David Charles, 1976-78 at UW), one behind Michael Jones ... at least one reception in each of his nine appearances this fall and in 20 of his last 21 games ... ranked seventh in Big Ten for catches per game (4.0) ... caught four passes in first half of the opener vs. Murray State but suffered a broken finger ... missed next two games but returned to action vs. No. 4 Michigan ... a career-best nine receptions (93 yards) vs. Wolverines, most by a Badger since Donald Hayes had the same number vs. Penn State in 1996 ... after averaging just 9.9 yards per catch with no TDs his first three outings, Chambers

Career Statistics


Year	Rec	Yds	Avg	TDs	Lg
1997	6	50	8.3	0	18
1998	28	563	20.1	7	80
1999	36	502	13.9	4	40
Total	70	1,115	15.9	11	80

1999 Statistics

Opp.	Rec	Yds	Avg	TDs	Lg
Murray St.	4	34	8.5	0	13
Ball State			Did Not Play		
Cincinnati			Did Not Play		
Michigan	9	93	10.3	0	20
Ohio St.	4	41	10.3	0	13
Minnesota	2	48	24.0	0	40
Indiana	3	62	20.7	1	30
Michigan St.	5	44	8.8	0	11
N'western	3	61	20.3	1	29
Purdue	3	46	15.3	0	19
Iowa	3	73	24.3	2	33

improved those numbers to 17.6 yards per reception with four TDs in final six contests ... tied career best with two TD catches in regular season finale vs. Iowa when the Hawkeye defense was trying to stop tailback Ron Dayne from getting the NCAA career rushing mark ... made a

Honorable mention all-Big Ten



spectacular 40-yard catch at Minnesota with a defender trying to tackle him while the ball was in the air ... Badgers declined the pass interference penalty to accept the long play ... Badger offensive P.O.W. at Minnesota and at Northwestern (three catches for 61 yards and one TD).

Used to Play Two Sports


As a prep, Chris Chambers was a star basketball and football player at Bedford High School in Ohio. He made a number of all-America teams on the gridiron and earned third-team all-state honors on the basketball court after averaging 22 points, six assists and six steals per game. Chambers played both sports his true freshman year at Wisconsin, too. He had 50 receiving yards as a football player and earned a letter for Dick Bennett's basketball team as a defensive specialist. Chambers stopped playing basketball after that campaign to concentrate on his football career.

Chris Chambers averaged one TD for every four catches in '98. That was the third-best ratio in the NCAA last season.

NICK DAVIS**

WR, 5-10, 177, So./So., Manchester, MI (Manchester)

22



• The Sporting News third-team all-American

One of college football's most-electrifying players ... ranks 14th

nationally (second in Big Ten) in punt returns (13.8) and 15th nationally (first in Big Ten) in kickoff returns (26.3) ... Davis and Minnesota's Tyrone Carter are only players in league to rank among top 10 in Big Ten punt and kickoff returns ... already ranks third in career punt return yardage (676) and tied for second in TDs (three) at Wisconsin ... kickoff return yardage (777) and TDs (two) are ninth and tied for first in UW career history ... Badgers' leading receiver in the two games Chris Chambers missed with a broken finger ... Davis had four catches for a season-high 91 yards vs. Ball State (also had 91 at Minnesota) and three grabs for 55 yards at Cincinnati ... an 81-yard TD reception against Minnesota was third-longest aerial play in school history ... earned Wisconsin offensive and special teams P.O.W. honors after Ball State (91 yards receiving and 77-yard kickoff return for a TD) ... earned team P.O.W. accolades on special teams vs. Murray State (76-yard punt return for a touchdown) and Purdue (91-yard

Career Statistics

Receiving

Year	No	Yds	Avg	TDs	Lg
1998	10	127	12.7	0	35
1999	19	346	18.2	1	81
Total	29	473	16.3	1	81

Rushing

Year	No	Yds	Avg	TDs	Lg
1998	1	-1	-1.0	0	-1
1999	2	18	9.0	0	11
Total	3	17	5.7	0	11

Punt Returns

Year	No	Yds	Avg	TDs	Lg
1998	28	427	15.3	2	82
1999	18	249	13.8	1	76
Total	46	676	14.7	3	82

Kickoff Returns

Year	No	Yds	Avg	TDs	Lg
1998	17	383	22.5	0	63
1999	15	394	26.3	2	91
Total	32	777	24.3	2	91


All-purpose Yards

Year	Rush	Rec	PR	KOR	Total
1998	-1	127	427	383	936
1999	18	346	249	394	1,007
Total	17	473	676	777	1,943

1999 Statistics

Opp.	Rec	Yds	Avg	TDs	Lg
Murray St.	0	0	0.0	0	0
Ball State	4	91	22.8	0	44
Cincinnati	3	55	18.3	0	33
Michigan	2	25	12.5	0	14
Ohio St.	3	29	9.7	0	13
Minnesota	3	91	30.3	1	81
Indiana	2	38	19.0	0	35
Michigan St.	0	0	0.0	0	0
N'western	1	14	14.0	0	14
Purdue	0	0	0.0	0	0
Iowa	1	3	3.0	0	3

kickoff return for a TD broke a 7-7 tie) ... Big Ten special teams P.O.W. vs. Ball State ... Badgers' longest reception (81), punt return (76) and kickoff return (91) in '99 ... recorded 13 plays in '99 of at least 20 yards, second-most on team ... tied for fourth on team in touchdowns (four) ...



TSN all-American

Getting a haircut?

Nick Davis grew up in Manchester, Mich., where his high school football exploits were a constant conversation item around town. Much of the local talk originated at the barber shop in Manchester. That talk continues today. Whenever Davis gets a headline in his local newspaper, the clipping goes on the wall at the barbershop. "I told Nick before the Purdue game that it was about time he created some more clips for the barber shop back home," said Coach Barry Alvarez. Davis followed those orders with a 91-yard kickoff return for a TD in the Badgers' win at Purdue.

started eight games in '99, including last four ... first Badger to score touchdowns via three ways (reception, punt return and kickoff return) since Ira Matthews in 1978 ... Matthews had three punt returns, three runs and one reception for scores that year.

Nick Davis averaged 18.6 yards every time he touched the ball (receiving, punt returns, kickoff returns) in 1999.

RON DAYNE****

RB, 5-10, 252, Sr./Sr., Berlin, NJ (Overbrook)

33



Honors, awards and records have never been the focus of Ron Dayne's football career. "I just try to do what I can to help the team

win," is what the soft-spoken 21-year-old has repeated many times throughout the 1999 season. Helping the Badgers win may be Dayne's favorite personal legacy, but other witnesses to his career will forever marvel at his on-field accomplishments.

Dayne's career

- college football's career rushing leader with 6,397 yards ... broke the old mark on a 31-yard run in the second quarter vs. Iowa on Nov. 13.

- joined Amos Lawrence (North Carolina), Tony Dorsett (Pittsburgh) and Dennis Manns (New Mexico State) as the only players in college history with four seasons of at least 1,000 yards.

- first three-time Big Ten rushing champ in history.

- averaged 148.8 yards rushing in every game he's played (including four non-starts in '96) as a collegian, fifth-best in NCAA history.

- personally outrushed the opposing team 28 times in 42 starts (eight times in 1999).

- averaged 114.9 yards rushing vs. nationally ranked foes (14 games) in his career.

- has lost a fumble on just 0.75 percent of his career carries (nine in 1,186 attempts).

- Big Ten's all-time leading scorer (420 points).

- recorded 183 career runs of at

least 10 yards (.152) against defenses generally geared to slow him with up to nine players "in the box."

- tied NCAA record (along with Texas' Ricky Williams and USC's Marcus Allen) with 11 career 200-yard games.

- started 16 games vs. "traditional defensive fronts" (nine as a freshman when teams played UW honestly and seven as a senior when Brooks Bollinger's play making made defenses cover the whole field) ... Dayne averaged 186.5 yards per game in those contests, including eight games over 200 yards.

- needs 75 yards to become first runner in NCAA history to rush for 7,000 yards (bowls included).

The 1999 season


- Heisman Trophy winner
- Maxwell Award winner
- Doak Walker Award winner
- Associated Press Player of the Year
- Walter Camp Player of the Year
- CNN/SI.com Player of the Year
- The Sporting News Player of the Year
- Football News Offensive Player of the Year
- Big Ten Chicago Tribune Silver Football winner (league MVP)
- First-team all-American by Walter Camp, AFCA (coaches), FWAA (writers), The Sporting News, Football News, college-footballnews.com, CNN/SI.com and CBS Sportsline
- Big Ten Offensive Player of the Year by coaches & media
- Team co-MVP with Chris McIntosh
- First-team all-Big Ten by coaches & media
- Hula Bowl invitee

- registered an NCAA-best 1,834 net rushing yards despite sitting for six entire quarters in blowout wins.

- ranked second nationally in rushing (166.7), fourth in scoring (10.4) and ninth in all-purpose yardage (167.6).

- averaged 48.3 yards per quar-

Consensus Player of the Year



Career Statistics

All Games

Year	Att.	Yds.	Avg.	TD
1996	325	2,109	6.5	21
1997	263	1,457	5.5	15
1998	295	1,525	5.2	15
1999	303	1,834	6.1	19
Career	1,186	6,925	5.8	70

In Bowls

Year	Att.	Yds.	Avg.	TD
1996	30	246	8.2	3
1997	14	36	2.6	0
1998	27	246	9.1	4
Career	71	528	7.4	7

Without Bowls

Year	Att.	Yds.	Avg.	TD
1996	295	1,863	6.3	18
1997	249	1,421	5.7	15
1998	268	1,279	4.8	11
1999	303	1,834	6.1	19
Career	1,115	6,397	5.7	63


Looking back

Ron Dayne's 1999 Rose Bowl memories include 246 yards rushing and four TDs vs. sixth-ranked UCLA. The yardage total was one yard shy of Charles White's Rose Bowl record and the four scores tied the modern-era bowl record. He was named Rose Bowl MVP.

RON DAYNE

ter, which computes to 193.1 yards per game if he hadn't sat out the equivalent of *three entire halves* in '99.

- produced four 200-yard rushing games (tied with Virginia's Thomas Jones for the national lead), including two vs. ranked foes.
- averaged 174.5 yards rushing after Bollinger became starting QB.
- an eye-popping 214 yards against Michigan State's nation-best rushing defense (39.9 ypg).
- only player in Big Ten to lead circuit in three categories (rushing, scoring and all-purpose yardage).
- named Big Ten offensive player of the week four times, equalling the all-time league best (along with Indiana's Anthony Thompson and Michigan's Desmond Howard).
- averaged 153.0 yards rushing vs. ranked foes.
- scored in every game of the season for the first time in his career.
- had his name and number unveiled on the facade of Camp Randall Stadium after his final home game vs. Iowa on Nov. 13.
- recorded 200-yard games in three of final four weeks, including a Heisman Trophy showdown with Purdue's Drew Brees.
- record-breaking 31-yard run vs. Iowa was listed by Monday Night Football's Chris Berman as his No. 3 "Play of the Week" on Nov. 15th.
- Dec. 11 was listed as "Ron Dayne Day" by Wisconsin Governor Tommy Thompson and Milwaukee Mayor John Norquist.
- Nov. 13th was recognized as "Ron Dayne Day" by Madison Mayor Sue Bauman.
- posed for a *Gentlemen's Quarterly* photo shoot in November for the magazine's "Man of the Moment" feature.
- received Compaq national play of the week for his 31-yard run vs. Iowa to set the NCAA rushing mark.



NCAA career lists

YARDS RUSHING ... 1st with 6,397 (6,279 by Ricky Williams, Texas)

200-YARD GAMES ... tied for 1st with 11 (Dayne is tied with Ricky Williams, Texas and Marcus Allen, USC)

ATTEMPTS ... 2nd with 1,115 (1,215 by Steve Bartalo, Colorado State)

RUSHING TOUCHDOWNS ... 4th with 63 (64 by Anthony Thompson, Indiana is 3rd)

AVERAGE YARDS PER GAME ... 5th with 148.8 (150.6 by LeShon Johnson, Northern Illinois is 4th)

Dayne after contact

Year	YAC	Yards	Pct.
1996	1,066	2,109	50.5
1997	699	1,457	48.0
1998	704	1,525	46.1
1999	955	1,834	52.1
Total	3,424	6,925	49.4

Dayne by down in 1999

Down	Att.	Yards	Avg.	TD
1st	177	1,083	6.1	12
2nd	98	647	6.6	3
3rd	24	94	3.9	4
4th	4	10	2.5	0

Dayne by quarter in 1999

Qtr.	Att.	Yards	Avg.	TD
1st	99	520	5.3	6
2nd	75	612	8.2	6
3rd	79	391	4.9	3
4th	50	311	6.2	4

Dayne's career bests

Attempts: 50 vs. Minnesota, 1996
Rushing yards: 339 vs. Hawaii, 1996
Average: 12.7 vs. San Jose State, 1997
Touchdowns: 4, in five games (MR: at Ohio State, 1999)
Long run: 80 vs. San Jose State, 1997

A breakdown of Dayne

Result	Att.	Yards	Avg.	TD
Wins	933	5,732	168.6	64
Losses	253	1,193	99.4	6

Site	Att.	Yards	Avg.	TD
Home	543	3,235	140.6	33
Away	643	3,690	167.7	37

Opp.	Att.	Yards	Avg.	TD
Big Ten	875	4,652	150.1	42
Non-conf.	311	2,273	151.5	28

Dayne's big plays

Yards	1999	Career
10-19	34	120
20-29	5	29
30-39	4	17
40-49	2	7
50-59	2	6
60-69	1	2
70-79	0	1
80-89	0	1
90+	0	0
Total	48	183

NCAA career rushing

Player	Yards
1. Ron Dayne, Wisconsin	6,397
2. Ricky Williams, Texas	6,279
3. Tony Dorsett, Pitt	6,082
4. Charles White, USC	5,598
5. Travis Prentice, Miami, OH	5,433

NCAA statistics do not include bowls.

Record when Dayne ...

Rushes for > 100 yards: 27-5
 Rushes for < 100 yards: 7-7
 Rushes for > 200 yards: 12-1
 Scores at least three TDs: 11-0
 Carries at least 30 times: 16-1
 Carries fewer than 30 times: 18-11
 Averages > 6 yards per attempt: 17-1
 Starts at tailback: 31-11

6,397

NCAA career rushing record set by Dayne on a 31-yard run vs. Iowa on Nov. 13, 1999. It broke the one-year old mark of Texas star Ricky Williams (6,279).

5

Teammates who get credited after every victory by Dayne. "I couldn't do it without those guys up front," says Dayne of his starting linemen.

114.9

Average yards rushing by Dayne in his career against nationally ranked schools. That norm was 153.0 against the five ranked foes on UW's 1999 slate.

16-1

Wisconsin's record since 1996 in games that Dayne got at least 30 carries. The loss was to Penn State in 1997 when Dayne had 30 attempts for 126 yards.

2

Bowl game MVP honors that Dayne has won in his career. He had a pair of 246-yard efforts (Utah in the '96 Copper Bowl and UCLA in '99 Rose Bowl).

11

Games of at least 200 yards rushing in his career, an NCAA record (shared with Ricky Williams and Marcus Allen). That doesn't include bowl games.

6

Quarters that Dayne has sat out in blowouts this year. Had he played in those quarters and maintained his norm, Dayne would have gained 2,124 yards.

52.1

Percentage of the yards gained by Dayne in '99 that came after contact. For his career, Dayne has a staggering 3,424 yards after contact (YAC).

1

Number of Dayne relatives that are attending the UW-Madison. His younger sister, Onya, is a freshman walk-on with the women's track team.

3

Big Ten rushing titles won by "The Great Dayne." Only seven players in league annals, including the UW's Alan Ameche, have won two rushing titles.

3

Statistical categories (rushing, scoring and all-purpose yards) in which Dayne led the Big Ten this fall. No other player can make that claim.

4

Times that Dayne was named Big Ten offensive P.O.W. in '99. Only two others in history (Desmond Howard & Anthony Thompson) can say that.

166.7

Dayne's average rushing yards per game, second nationally and a school record. That average would rank 38th nationally (just ahead of Ohio State).

2nd

Dayne's favorite down (he averaged 6.6 yards per carry) and quarter (he gained 612 yards with an 8.2 average) during the 1999 season.

203.5

Average rushing yards per game in the last four outings, including contests with 11th-ranked Michigan State and #17 Purdue. He had three 200-yard games.

RON DAYNE

NCAA career leaders

YARDS RUSHING

Player	Yards
1. Ron Dayne, Wisconsin	6,397
2. Ricky Williams, Texas	6,279
3. Tony Dorsett, Pitt	6,082
4. Charles White, USC	5,598
5. Travis Prentice, Miami, OH	5,433

YARDS PER GAME

Player	Avg.
1. Ed Marinaro, Cornell	174.6
2. O.J. Simpson, USC	164.4
3. Herschel Walker, Georgia	159.4
4. LeShon Johnson, N. Illinois	150.6
5. Ron Dayne, Wisconsin	148.8
6. Marshall Faulk, San Diego St.	148.0
7. George Jones, San Diego St.	147.9
8. Ricky Williams, Texas	142.7
9. Tony Dorsett, Pittsburgh	141.4
Troy Davis, Iowa State	141.4

ATTEMPTS

Player	Att.
1. Steve Bartalo, Colorado St.	1,215
2. Ron Dayne, Wisconsin	1,115
3. Travis Prentice, Miami, OH	1,109
4. Trevor Cobb, Rice	1,091
5. Anthony Thompson, Indiana	1,089

TOUCHDOWNS RUSHING

Player	TDs
1. Travis Prentice, Miami, OH	73
2. Ricky Williams, Texas	72
3. Anthony Thompson, Indiana	64
4. Ron Dayne, Wisconsin	63
5. Marshall Faulk, San Diego St.	57

200-YARD RUSHING GAMES




Player	No.
1. Ron Dayne, Wisconsin	11
Ricky Williams, Texas	11
Marcus Allen, USC	11

NCAA records do not include bowls.

Big Ten career leaders

Yards rushing: 6,925 by Ron Dayne (5,589 by Archie Griffin, Ohio State)
Attempts: 1,186 by Ron Dayne (1,161 by Anthony Thompson, Indiana)
Points: 420 by Ron Dayne (412 by Anthony Thompson, Indiana)
Rushing TDs: 70 by Ron Dayne (68 by Anthony Thompson, Indiana)
Touchdowns: 70 by Ron Dayne (68 by Anthony Thompson, Indiana)

Big Ten records do include bowls.



NCAA's Top Five

The top five rushers in NCAA history (no bowls) are Ron Dayne, Ricky Williams, Tony Dorsett, Charles White and Travis Prentice. A comparison between the five runners is shown below.

Yards Rushing	
Ron Dayne, Wisconsin	6,397
Ricky Williams, Texas	6,279
Tony Dorsett, Pitt	6,082
Charles White, USC	5,598
Travis Prentice, Miami, OH	5,433

Average Per Game	
Ron Dayne, Wisconsin	148.8
Ricky Williams, Texas	142.7
Tony Dorsett, Pitt	141.4
Charles White, USC	136.5
Travis Prentice, Miami, OH	126.3

Games Played	
Ricky Williams, Texas	44
Ron Dayne, Wisconsin	43
Travis Prentice, Miami, OH	43
Tony Dorsett, Pitt	43
Charles White, USC	41

Rushing Attempts	
Ron Dayne, Wisconsin	1,115
Travis Prentice, Miami, OH	1,109
Tony Dorsett, Pitt	1,074
Charles White, USC	1,023
Ricky Williams, Texas	1,011

Average Per Attempt	
Ricky Williams, Texas	6.21
Ron Dayne, Wisconsin	5.74
Tony Dorsett, Pitt	5.66
Charles White, USC	5.47
Travis Prentice, Miami, OH	4.90

Rushing Touchdowns	
Travis Prentice, Miami, OH	73
Ricky Williams, Texas	72
Ron Dayne, Wisconsin	63
Tony Dorsett, Pitt	55
Charles White, USC	46

100-yard Rushing Games	
Tony Dorsett, Pitt	33
Ron Dayne, Wisconsin	30
Charles White, USC	28
Travis Prentice, Miami, OH	27
Ricky Williams, Texas	27

By Mike Woods
Appleton Post Crescent
August 29, 1999

There are only six games left. That's it. Then it's over. Forever.

Come Nov. 13, University of Wisconsin running back Ron Dayne will exit Camp Randall for the last time. All that will be left will be the images, and the memories.

What will you remember the most?

Will it be the first time he saw extensive playing time, his freshman year against Penn State?

Will it be when he made Hawaii look like a Pop Warner outfit, rushing for 339 yards in *less than three quarters*, and you suddenly believed in the supernatural.

Will it be the game in which those two defenders from Illinois bravely held their ground at the goal line while Dayne bore down, only to end up on their backsides while Dayne high-stepped into the end zone?

Or will it be the time the cornerback from Minnesota, in an utter display of cowardice, chose to simply fall down rather than try to tackle Dayne in the open field, and you couldn't stop laughing about that until the next Wednesday?

It seems everyone has a favorite Dayne story, but some of the best are the ones you rarely hear about.

"When he was a freshman, we got on the plane going to the bowl game and he was carrying a package," UW coach Barry Alvarez said. "It looked like a package of brownies or something, and he carried it on the plane and just held it all the way to Tucson."

"We got there about 1 a.m., and the next night I get a call in my room and it's Ron. He said he wanted to talk to me. I'm sitting there thinking, 'Oh, did something happen? Does he have a problem? I said, 'Come on up right now.'"

"We had all the coaches in the room, and he comes up carrying this package. He had a picture of himself, signed, to give me for a Christmas present."

A self-effacing guy. A guy without a selfish bone in his body. A star who shuns the spotlight, rather than trying to get a bigger piece of it.

A guy who eschewed the NFL because he couldn't stand the thought of being away from his 21-month-old daughter for an extended time.

Ron Dayne's career game-by-game

AS A FRESHMAN

Opponent	Att.	Yds.	Avg.	TD
E. Michigan	8	53	6.6	1
@UNLV	13	90	6.9	1
Stanford	12	75	6.3	0
Penn State	23	129	5.4	2
@Ohio State	21	65	3.1	0
Northwestern	28	139	5.0	1
@Mich. State	15	81	5.4	0
Purdue	30	244	8.1	2
Minnesota	50	297	5.9	3
@Iowa	17	62	3.6	0
@Illinois	41	289	7.0	4
@Hawaii	36	339	9.4	4
Utah	30	246	8.2	3

AS A SOPHOMORE

Opponent	Att.	Yds.	Avg.	TD
Syracuse	13	46	3.5	0
Boise State	Did Not Play			
@San Jose St.	20	254	12.7	3
San Diego St.	26	145	5.6	4
Indiana	34	202	5.9	2
@N'western	25	93	3.7	2
Illinois	28	207	7.4	2
@Purdue	26	141	5.4	1
@Minnesota	40	183	4.6	1
Iowa	7	24	3.4	0
Michigan	Did Not Play			
@Penn State	30	126	4.2	0
Georgia	14	36	2.6	0

AS A JUNIOR

Opponent	Att.	Yds.	Avg.	TD
@San Diego St.	Did Not Play			
Ohio	20	111	5.6	3
UNLV	13	108	8.3	0
Northwestern	22	168	7.6	1
@Indiana	28	130	4.6	1
Purdue	33	127	3.8	1
@Illinois	39	190	4.9	3
@Iowa	39	164	4.2	1
Minnesota	35	133	3.8	1
@Michigan	16	53	3.3	0
Penn State	23	95	4.1	0
UCLA	27	246	9.1	4

AS A SENIOR

Opponent	Att.	Yds.	Avg.	TD
Murray St.	20	135	6.8	3
Ball State	31	158	5.1	1
@Cincinnati	28	231	8.3	1
Michigan	22	88	4.0	1
@Ohio State	32	161	5.0	4
@Minnesota	25	80	3.2	1
Indiana	17	167	9.8	2
Mich. State	34	214	6.3	2
@N'western	35	162	4.6	2
@Purdue	32	222	6.9	1
Iowa	27	216	8.0	1
Stanford				

A guy who felt an obligation to stay in town to assist his daughter's mother, who has a year left before she gets her degree.

A guy, who despite limited means, scrounged up enough cash to buy his offensive linemen T-shirts one year, new tennies the next.

A guy who says he doesn't mind signing autographs in public, even when he's trying to share a few precious moments with his daughter, as long as it's for kids.

Dayne is simply a good book, with each chapter better than the next, and one you can't bring yourself to put down.

"Just a week ago, there was a doctor in town who I know whose son was injured in an accident. Hurt his spleen," Alvarez said. "He happened to be on Regent Street and ran into Ron. And he told Ron (about his son), and mentioned

where he lived.

"Unannounced, he (Ron) shows up the next day and sits down with the kid for an hour and just visits with him. And the guy calls me and tells me just how much it meant to his kid and how surprised they were, especially when a guy like Ron takes time out of his schedule and just shows up at the house and spends some time with a kid who's been injured."

Nothing Dayne has ever done on the field, or may do over the next three months, will ever impress Alvarez as much.

"Those are the kind of stories, more than football stories, that are important to me," he said.

Important stories, for sure. But they're also the best ones.

Dayne won't be here much longer. Enjoy the moment.

What others say about "The Great Dayne"



Georgia Tech QB Joe Hamilton: "I have watched Wisconsin running back Ron Dayne on TV. He's a football player that gets the job done. He does a lot for his team, and he's a player you like watching. What he does for college football, for himself and for Wisconsin is amazing."

Wisconsin offensive coordinator Brian White: "What will probably stick with me the longest is the smile he gives when talking about his daughter. That's when I knew what a special young man I was coaching. The fact that, at 19 years old, he didn't shirk the responsibility of fatherhood. He embraced it."

Wisconsin head coach Barry Alvarez: "Ron really exemplifies our program. I don't think there's a player that has ever meant more to a program. He's what our program is all about ... blue-collar, tough, hard-nosed. He doesn't necessarily do it the easy way, but he does what you have to do for wins."

U.S. Senator Russ Feingold on the Senate floor: "With his recent achievement, Ron Dayne has rushed his way into the front of the pack of Heisman (Trophy) hopefuls. And

through it all, Ron Dayne has been a model person as well as a model team player, exhibiting modesty and dedication that make him a Badger hero for the ages."

CNN/SI analyst Trev Alberts: "I like this guy (Dayne) more all the time. He's never had a quarterback who could pass more than 20 yards and everyone knows they will run. Still, he comes through."

Michigan State coach Nick Saban: "Down in and down out, Dayne is a tough guy to deal with all day long. He's a tough guy to tackle. Dayne's about as good as anybody I've ever seen."

Purdue coach Joe Tiller: "He's a great running back. I was impressed with Dayne, because like he did last year, he turned it up in the fourth quarter. The guy is a heck of a football player, and I admire his competitiveness. When the game gets tight, he takes it to another level."

ABC-TV announcer Tim Brandt: "Open up the record books for Ron Dayne. He is the man of few words and many yards."

ESPN recollections of Dayne




Chris Fowler (on humility): "My first memory of Dayne was at the Big Ten media luncheon in 1998. Dayne walks over and humbly introduces himself to me. It was amusing. Here's this guy very well known to all college football fans, acting all excited to meet the host of College GameDay like he's some walk-on."

Rod Gilmore (on power): "I got the chance to call his first game. There was no question about (his greatness) after seeing the speed, and size and decisiveness and aggressiveness with which he ran. I was blown away by it."

Bill Curry (on maturity): "Dayne's progress has been a virtual mirror of his team's. He went from 265 pounds to 254, from sluggish to lightning quick. He is loved and respected by teammates, coaches and fans."

Kirk Herbstreit (on durability): "His freshman and senior years were his two best because he was able to stay healthy. When he gets his shoulders turned and runs downhill, he is one of the most powerful backs that college football has ever seen. If he builds up momentum, he becomes almost a bowling ball that can't be stopped. The times I've spoken to him, he is a soft-spoken gentleman and an easy-going, polite, courteous personality."

Mike Gottfried (on speed): "Watching Dayne cut back and work with a huge offensive line is like watching some of the great quarterbacks working with their receivers. My image of Dayne is one of him finding a hole, exploding through and running over people with exceptional speed for a big man."



Heisman Trophy Voting

Total Voting

1. Ron Dayne, Wisconsin	2,042
2. Joe Hamilton, Georgia Tech	994
3. Michael Vick, Virginia Tech	319
4. Drew Brees, Purdue	308
5. Chad Pennington, Marshall	247
6. Peter Warrick, Florida State	203
7. Shaun Alexander, Alabama	171
8. Thomas Jones, Virginia	140
9. LaVar Arrington, Penn State	54
10. Tim Rattay, Louisiana Tech	29

Mid-Atlantic Region

1. Ron Dayne, Wisconsin	296
2. Joe Hamilton, Georgia Tech	198
3. Chad Pennington, Marshall	75

Northeast Region

1. Ron Dayne, Wisconsin	345
2. Joe Hamilton, Georgia Tech	134
3. Michael Vick, Virginia Tech	77

South Region

1. Ron Dayne, Wisconsin	310
2. Joe Hamilton, Georgia Tech	193
3. Shaun Alexander, Alabama	94

Midwest Region

1. Ron Dayne, Wisconsin	393
2. Joe Hamilton, Georgia Tech	149
3. Drew Brees, Purdue	79

Southwest Region

1. Ron Dayne, Wisconsin	363
2. Joe Hamilton, Georgia Tech	166
3. Michael Vick, Virginia Tech	67

Far West Region

1. Ron Dayne, Wisconsin	335
2. Joe Hamilton, Georgia Tech	154
3. Drew Brees, Purdue	64


Breakdown of Votes

Player	1st	2nd	3rd
Ron Dayne	586	121	42
Joe Hamilton	96	285	136
Michael Vick	25	72	100
Drew Brees	3	89	121
Chad Pennington	21	45	94
Peter Warrick	14	50	61
Shaun Alexander	11	43	52
Thomas Jones	10	32	46
LaVar Arrington	3	14	17
Tim Rattay	1	5	16

JASON DOERING***

FS, 6-0, 202, Sr./Jr., Rhinelander, WI (Rhinelander)

8



• Honorable mention all-Big Ten by coaches and media

Continued his dramatic rise from non-scholarship walk-on to

one of the Big Ten's most-respected defensive backs ... recorded 102 tackles from free safety slot ... became first Wisconsin defensive back since Reggie Holt in 1991 to reach the century mark in tackles ... generally regarded as one of the Big Ten's hardest hitters ... ended year with double-figure tackle efforts in six of final seven outings ... season-best 17 tackles vs. Purdue's pass-dominated offense ... averaged 12 tackles in last seven contests after registering just 19 tackles in opening four games ... other twin digit tackle games against Ohio State (11), Minnesota (13), Michigan State (10), Northwestern (14) and Iowa (10) ... leader of a Badger secondary that ranked fifth nationally in pass efficiency


Career Statistics

Year	UT	AT	Total	Int	PBU
1997	27	9	36	0	0
1998	71	23	94	3-22	6
1999	71	31	102	0	5
Total	169	63	232	3-22	11

1999 Statistics

Opp.	UT	AT	Total	Int	PBU
Murray St.	2	1	3	0	0
Ball State	3	2	5	0	0
Cincinnati	3	1	4	0	0
Michigan	6	3	9	0	0
Ohio St.	9	2	11	0	0
Minnesota	11	2	13	0	0
Indiana	3	3	6	0	2
Michigan St.	6	4	10	0	1
N'western	8	6	14	0	1
Purdue	12	5	17	0	1
Iowa	8	2	10	0	0

defense ... Wisconsin allowed opponents to complete just over half (.501) of their passes ... only two league teams did better ... needs 27 tackles to move into school's career top 25 ... started at free safety in 25 consecutive games ... a tackle for loss in win over Ball State and forced a fumble at Purdue ... one of the surest tacklers in the conference ... only 11 missed tackles in more than 700 plays (1998-99) according to Coach Phil Elmassian's charts.



Honorable mention all-Big Ten

Diamond in the rough


Quite often, talent evaluators figure a player isn't big enough, strong enough or fast enough to compete. Quite often, talent evaluators are wrong. Former walk-on Jason Doering is one such example. Coming out of Rhinelander HS, Doering did not have any scholarship offers for football and decided to attend UW-Madison as a "walk-on." His dedication and hard work paid off late in the 1997 season when he was thrown into a game vs. No. 1 ranked Michigan. Doering has been in the lineup ever since. He has been the secondary's leading tackler two years in a row and, this fall, became just the fourth non-scholarship team captain of the Alvarez era.

Jason Doering is one of three former walk-ons (Eric Mahlik and Donnel Thompson are the others) starting on defense.

MIKE ECHOLS**


CB, 5-10, 177, Jr./So., Youngstown, OH (Ursuline)

36



• Honorable mention all-Big Ten by coaches and media

Two-year starter (22 games) at boundary cornerback ... UW has ranked seventh (freshman) and fifth (sophomore) nationally in pass efficiency defense with Echols in starting lineup ... led team with 11 passes defended, tied for fifth-most in UW season history ... credited with a school-record six passes broken up in the win at Purdue ... that bettered previous UW mark of four set on numerous occasions, most recently by teammate Jamar Fletcher vs. UCLA in the '99 Rose Bowl ... served as official starter for the American Diabetes Walk-a-thon (Madison chapter) in September ... finished strong making 15 tackles in consecutive games against Michigan State (four), Northwestern (five) and Purdue (six) ... intercepted a pass in end zone at conclusion of first half to keep Wildcats off the scoreboard ... recorded PBUs in consecutive games against Cincinnati, Michigan, Ohio State and Minnesota.



Honorable mention all-Big Ten

Career Statistics

Year	UT	AT	Total	Int	PBU
1998	38	6	44	3-0	6
1999	22	6	28	1-0	11
Total	60	12	72	4-0	17

1999 Statistics

Opp.	UT	AT	Total	Int	PBU
Murray St.	3	1	4	0	0
Ball State	0	0	0	0	0
Cincinnati	1	0	1	0	1
Michigan	4	1	5	0	1
Ohio St.	1	1	2	0	1
Minnesota	0	0	0	0	1
Indiana	0	0	0	0	0
Michigan St.	4	0	4	0	0
N'western	4	1	5	1-0	1
Purdue	4	2	6	0	6
Iowa	1	0	1	0	0

Role Model

Pro golfer Michelle McGann, former Chicago Cubs third baseman Ron Santo, actress Mary Tyler Moore and Badger Mike Echols share something in common. They are insulin-dependent diabetics. Echols, who monitors his blood sugars daily, has embraced his "role model" status. "I think it's important to send the message that diabetics can compete in athletics successfully and live a reasonably normal life," says the Badgers' record-setting defensive back. Echols was the official starter for the American Diabetes Association Walk-a-Thon (Madison chapter) in September.

Fletcher likes the end zone


As a prep star, Jamar Fletcher was an all-star CB. The strong defensive player scored five TDs in a game to key a playoff victory. Fletcher has maintained his part of the end zone as a collegian. He has returned two of his picks for TDs this season, keeping his career tally to five. And intercepting Drew Brees at "A" and returning for a TD. Barry Alvarez noted in the post-game interview about Fletcher that he end zone. "We probably want to have a whole lot of him out there because he has the knack of getting in the end zone," said Alvarez.

Last fall, Mike Echols and Jamar Fletcher became the first pair of freshmen cornerback starters in UW history.

JOHN FAVRET***

Rush, 6-4, 238, Sr./Jr., Cleveland Heights, OH (St. Ignatius)

96



Raised his total to 34 career starts on defensive line ... a streak of 28 consecutive starts ended vs.

Michigan ... very tenacious player ... hampered during '99 with a leg injury ... saw action in every game despite fighting through his physical ailment ... productive campaign with 46 tackles, six for losses ... finished season with a flourish as health improved ... three of his six tackles for loss came in last two weeks ... a pair of TFLs among season-high eight stops at Purdue ... sacked Boilermaker Drew Brees once and was credited with "quarterback hurries" on four other plays ... two tackles for minus yardage in win over Indiana ... caused a fumble on Iowa's last possession ... named Wisconsin defensive P.O.W. for his efforts vs. Hawkeyes ... needs one solo tackle for 100 in his career ... had at least five stops per game in five of final six weeks.



Career Statistics

Year	UT	AT	Total	TFL	PBU
1997	31	22	53	10-44	2
1998	42	25	67	12-65	6
1999	26	20	46	6-33	0
Total	99	67	166	28-142	8

1999 Statistics

Opp.	UT	AT	Total	TFL	PBU
Murray St.	1	1	2	0	0
Ball State	3	2	5	0	0
Cincinnati	2	0	2	0	0
Michigan	3	2	5	1-14	0
Ohio St.	0	0	0	0	0
Minnesota	2	3	5	0	0
Indiana	3	2	5	2-7	0
Michigan St.	3	2	5	0	0
N'western	1	3	4	0	0
Purdue	5	3	8	2-7	0
Iowa	3	2	5	1-5	0

Titles follow Favret

Some people are born winners. Whenever they're involved, good things happen. It seems like John Favret is one of those people, especially with his grid-iron exploits.

As a high school player at Cleveland's St. Ignatius High School, Favret and his teammate won four straight state championships. Most impressively, the school was two-time *USA Today* national high school champions as well.


The team success for Favret has continued in college where his Badgers have registered a 28-8 record, won two Big Ten titles and will be appearing in their second consecutive Rose Bowl.

Defensive line coach John Palermo once said that John Favret plays the game of football with the ferocity of an Ididarod dog.

JAMAR FLETCHER**

CB, 5-10, 171, Jr./So., St. Louis, MO (Hazelwood East)

2



- The Sporting News, Football News and college-football.com first-team all-American
- Walter Camp Football Foundation and CBS Sportsline second-team all-American
- First-team all-

Big Ten by coaches & media

Finalist for ABC-TV "Obscurity Award," which goes to a star player that hasn't received his due ... in a Sporting News.com poll of nearly 75,000 fans, Fletcher finished second in voting for national defensive player of the year ... led Big Ten in interceptions for the second season in a row and ranks tied for sixth nationally (0.64 per game) ... 135 interception return yards are fifth-best nationally and his two returns for TDs are tied for first in the league ... always draws opponents' top receiver ... best player on a Wisconsin pass defense that ranks sixth nationally (96.3) ... an impressive five picks during a three-week stretch against Michigan State, Northwestern and Purdue ... returned two interceptions for TDs in '99 ... one was a 93 yarder at Northwestern, the third-longest in school history ... the other was vs. Heisman Trophy candidate Drew Brees in the fourth quarter, which clinched a UW victory ... broke Big Ten record for career interception returns for TD (he


Career Statistics

Year	UT	AT	Total	Int	PBU
1998	37	5	42	7-145	12
1999	34	13	47	7-135	10
Total	71	18	89	14-280	22

1999 Statistics

Opp.	UT	AT	Total	Int	PBU
Murray St.	2	0	2	0	1
Ball State	2	2	4	0	1
Cincinnati	3	1	4	1-0	1
Michigan	4	1	5	0	1
Ohio St.	3	0	3	0	0
Minnesota	2	2	4	1-0	0
Indiana	2	2	4	0	1
Michigan St.	2	1	3	2-8	1
N'western	6	3	9	1-93	3
Purdue	5	1	6	2-34	1
Iowa	3	0	3	0	0

has five) in just 20 college games ... held Plaxico Burress (Michigan State), the Big Ten's top receiver, to five catches for 53 yards in UW's upset of the 11th-ranked Spartans ... single covered Burress all game and intercepted two passes to key win ... played his best game as a Badger vs. Northwestern (Oct. 30) with nine tackles (six solos), one for a loss, three passes defended and the 93-yard interception return ... scored 47 points vs. Wildcats on Coach Phil Elmassian's defensive points system, the sec-



ond-highest figure in Elmassian's 25-year career ... only Badger to earn team defensive P.O.W. honors four times (Cincinnati, Minnesota, Michigan State and Purdue) in '99 ... Big Ten defensive P.O.W. after win at Purdue ... topped nation in interceptions as a red-shirt freshman (1998) ... in two years as a collegian, he already ranks tied for third in UW history for interceptions (14) and tied for fourth in passes defended (22) ... 280 interception return yards are second in UW annals.

Fletcher likes the end zone

As a prep senior, Jamar Fletcher was an option QB. The speedy, elusive Fletcher once scored five TDs in a game to key a playoff victory. Fletcher has maintained his love of the end zone as a collegian. He has returned two of his picks for TDs this season, boosting his career total to five. After intercepting Drew Brees at Purdue and returning it for a TD, Barry Alvarez noted in the post-game interview room that Fletcher liked the end zone. "We probably ought to take a look at him on offense because he has the knack of getting in the end zone," said Alvarez.

Of Jamar Fletcher's five interception returns for TDs, two came vs. Drew Brees (Purdue) and one vs. Cade McNown (UCLA).

CHRIS GHIDORZI****

LB, 6-3, 239, Sr./Sr., Wausau, WI (West)

16



- Academic all-Big Ten for third year in a row
- Honorable mention all-Big Ten by coaches and media
- Ivy Williamson Award winner (top senior GPA)
- Hula Bowl invitee

Team captain started all 11 games and led squad in total tackles (108), tackles for loss (nine) and fumbles caused (two) ... five double-figure tackle outings were second-most on club ... Wisconsin's defensive P.O.W. three times ... those honors came vs. Murray State (five tackles), Ohio State (nine stops, two for losses) and Indiana (10 stops and a career-high three for losses) ... Big Ten defensive P.O.W. after shutout win over Indiana ... helped limit Hoosier Antwaan Randle El to 28 yards rushing (18 carries) ... season-best 20 tackles at Northwestern ... other twin-digit tackle games against Michigan (11), Minnesota (11) and Purdue (15) ... seventh in Big Ten tackles (9.8 per game) ... averaged 11.5 tackles in eight Big Ten games and just 4.7 hits in non-league matchups ... intercepted a pass vs. Ball State and returned it 25 yards for a TD, which extended the Badgers'


Career Statistics

Year	UT	AT	Total	TFL	Int
1996	2	2	4	0	0
1997	10	10	20	3-7	0
1998	56	48	104	8-24	2-5
1999	63	45	108	9-40	1-25
Total	131	105	236	20-71	3-30

1999 Statistics

Opp.	UT	AT	Total	TFL	Int
Murray St.	1	4	5	1-2	0
Ball State	2	0	2	0	1-25
Cincinnati	3	4	7	1-2	0
Michigan	8	3	11	1-3	0
Ohio St.	7	2	9	2-11	0
Minnesota	7	4	11	0	0
Indiana	6	4	10	3-19	0
Michigan St.	5	2	7	1-3	0
N'western	11	9	20	0	0
Purdue	8	7	15	0	0
Iowa	5	4	9	0	0

lead to 12-0 ... broke up passes at Ohio State and Purdue ... caused fumbles against Ohio State and Indiana ... second consecutive 100-tackle season ... Badgers are 18-2 the last two years with Ghidorzi in starting lineup ... Wisconsin's only loss in '98 (at Michigan) was when



Three-time academic all-Big Ten

Ghidorzi sat out ... been in starting lineup 20 times in career ... forced five fumbles during career ... extended dominance of linebackers as Wisconsin's leading tackler during Alvarez' tenure ... Ghidorzi became ninth linebacker in 10 seasons to lead club in stops.

Epitomizes the Badger program


Loves the game. Smart. Respected and respectful. Coach Barry Alvarez recruits players that love the game of football. "Chris enjoys coming to practice every day," said Alvarez. "He sets the tempo for the team with his attitude." Alvarez also likes intelligent players. With back-to-back academic all-Big Ten honors, Ghidorzi fits the bill. Alvarez adores players who respect the game and do things the right way. Team captain Chris Ghidorzi (as selected by his teammates) is a leader on and off the field. "You can't have too many Chris Ghidorzi(s) on your squad," Alvarez said.

Business major Chris Ghidorzi, a three-time academic all-Big Ten pick, received consideration for all-America classroom honors.

ROSS KOLODZIEJ***

LE, 6-3, 273, Sr./Jr., Stevens Point, WI (Stevens Point)

78



Steady performer on defensive front line ... played in all 11 games for first time in career to earn third letter ...

veteran lineman has 31 career starts, third-most on defense ... credited with 38 stops and six tackles behind the line ... shared team defensive P.O.W. honors vs. Indiana when he registered five tackles, including a personal-best three for minus yardage ... followed that performance with TFLs the next two weeks vs. Michigan State and at Northwestern ... nine tackles (career high) at Minnesota keyed Badgers' overtime victory ... seven stops in opening four games (1.8 per game) ... 31 stops in final seven contests (6.2) ... started 19 games in past two seasons when Wisconsin ranked first and fifth nationally in scoring defense ... one of five state of Wisconsin natives starting on defense.



Career Statistics

Year	UT	AT	Total	TFL	PBU
1997	24	29	53	3-14	0
1998	20	15	35	7-23	1
1999	20	18	38	6-17	0
Total	64	62	126	16-54	1

1999 Statistics

Opp.	UT	AT	Total	TFL	PBU
Murray St.	1	1	2	0	0
Ball State	1	1	2	0	0
Cincinnati	0	2	2	0	0
Michigan	0	1	1	0	0
Ohio St.	3	3	6	1-3	0
Minnesota	6	3	9	0	0
Indiana	5	0	5	3-11	0
Michigan St.	1	1	2	1-2	0
N'western	2	2	4	1-1	0
Purdue	3	3	6	0	0
Iowa	1	1	2	0	0

Finding a home

Assistant coach John Palermo says that Ross Kolodziej is "one of the most talented kids I've coached." Kolodziej has the fastest 40 (4.8) time of any tackle during Alvarez' era.

Kolodziej has shifted around quite a bit during his career. The junior has lined up both inside at tackle and outside at end. His versatility allows that.


The 1998 Badgers enjoyed the relentless pass rushing skills of Tom Burke, the national sack leader. Palermo has structured the Badgers' defensive front this season to highlight different players' skills. "We've made some changes up front to build around Kolodziej and (Wendell) Bryant," says Palermo.

Ross Kolodziej has enjoyed a healthy junior campaign after suffering an appendectomy and broken hand in '96 and '97.

CHAD KUHNS**

FB, 6-1, 228, Jr./So., Bellevue, OH (Bellevue)

41



• Academic all-Big Ten (kinesiology) for first time

Completing first season as starter at full-back ... played all 11 games

and paved the way for Ron Dayne's record-breaking senior season ... gave Badgers a lift this season with both his rushing (6.0 per carry) and receiving (11 receptions) skills ... 202 all-purpose yards was most by a full-back at Wisconsin since Ron Johnson had 268 in 1994 ... top rushing game at Cincinnati (29 yards on three attempts) ... scored on a five-yard run vs. Indiana ... three catches at Ohio State (17.0 average) was best effort ... opened scoring vs. Iowa with a four-yard TD catch ... equalled career-best with three pass receptions (39 yards) against Hawkeyes ... returned two kickoffs (27 yards) on short kicks ... four plays longer than 20 yards are fourth-most on club (trailing Dayne, Nick Davis and Chris Chambers) ... seven starts in '99 when Badgers opened with normal two-back set.

Career Statistics

Year	Att	Yds	Avg	TDs	Lg
1998	4	9	2.3	0	6
1999	7	42	6.0	1	26
Total	11	51	4.6	1	26


Year	Rec	Yds	Avg	TDs	Lg
1998	4	23	5.8	1	13
1999	11	133	12.1	2	29
Total	15	156	10.1	3	29

1999 Statistics

Opp.	Att	Yds	Avg	TDs	Lg
Murray St.	0	0	0.0	0	0
Ball St.	1	3	3.0	0	3
Cincinnati	3	29	9.7	0	26
Michigan	0	0	0.0	0	0
Ohio St.	0	0	0.0	0	0
Minnesota	1	3	3.0	0	3
Indiana	1	5	5.0	1	5
Michigan St.	1	2	2.0	0	2
N'western	0	0	0.0	0	0
Purdue	0	0	0.0	0	0
Iowa	0	0	0.0	0	0

Opp.	Rec	Yds	Avg	TDs	Lg
Murray St.	0	0	0.0	0	0
Ball State	1	7	7.0	1	7
Cincinnati	1	3	3.0	0	3
Michigan	0	0	0.0	0	0
Ohio St.	3	51	17.0	0	29
Minnesota	2	28	14.0	0	21
Indiana	1	5	5.0	0	5
Michigan St.	0	0	0.0	0	0
N'western	0	0	0.0	0	0
Purdue	0	0	0.0	0	0
Iowa	3	39	13.0	1	21

Academic all-Big Ten



Thankless job?

Chad Kuhns is probably as important to the success of Ron Dayne as anyone. Yet, virtually no one knows who he is. That's because Kuhns is the blocking back for the Badgers' ground attack.

Kuhns knows the job description for a Wisconsin fullback. Collide with people and don't expect to carry the ball a great deal. That might be changing a bit, however, because Kuhns has been so effective when he gets his hands on the ball. The sophomore fullback is fourth on the club in receiving, has averaged six yards per carry and scored three TDs.

"I couldn't do it without my guys up front or Chad, the fullback," says Dayne of his blockers.

Chad Kuhns' brother, Russ, transferred to Wisconsin from Findlay and was named scout team defensive player of the year in '99.

ERIC MAHLIK***

NT, 6-3, 261, Sr./Jr., Green Bay, WI (Notre Dame)


98



• Honorable mention all-Big Ten by coaches and media

Season-long starter at nose tackle ... career-best 42 tackles ... sea-

son-high nine stops vs. No. 4 Michigan, including one for a loss ... Badgers' defensive P.O.W. against Wolverines ... recorded a safety vs. Ball State (extending UW's lead to 5-0) when he sacked Cuavis Tate for a four-yard loss ... went over the century mark in career tackles at Purdue when he collected five stops ... also had a QB hurry vs. Boilermaker Drew Brees ... registered tackles behind the line of scrimmage in three of opening four weeks ... tipped a pass at the line of scrimmage in win at No. 25 Minnesota ... starter on defensive line in 21 games at Wisconsin, including 18 straight ... excellent run stopper, he's a main reason that UW allowed just nine rushing TDs in '99 ... full-time starter on last two Badger defenses which ranked first (1998) and fifth (1999) nationally in scoring.



Honorable mention all-Big Ten

Career Statistics

Year	UT	AT	Total	TFL	PBU
1997	9	17	26	3-9	0
1998	20	20	40	7-26	5
1999	22	20	42	4-9	1
Total	51	57	108	14-44	6

1999 Statistics

Opp.	UT	AT	Total	TFL	PBU
Murray St.	1	2	3	1-1	0
Ball State	1	1	2	1-4	0
Cincinnati	2	0	2	0	0
Michigan	4	5	9	1-1	0
Ohio St.	1	1	2	0	0
Minnesota	3	2	5	1-3	1
Indiana	3	0	3	0	0
Michigan St.	1	3	4	0	0
N'western	0	2	2	0	0
Purdue	4	1	5	0	0
Iowa	2	3	5	0	0

Strength & technique

The trip from Green Bay to Madison takes just a couple of hours. For nose tackle Eric Mahlik, however, there was a bit more involved when he came to the UW to play football.

Mahlik, a 230-pound prep star, caught the eye of UW coaches during a Badger summer camp. His small frame, at least for a defensive lineman, kept the Badgers from offering a scholarship.

"He's good fundamentally and was taught very well in high school (Notre Dame)," says line coach John Palermo.


Mahlik has added 30 pounds of muscle to his body and now that his strength has caught up with his technique, his spot in the lineup is secure.

Eric Mahlik came to Wisconsin without a scholarship and weighing only 230 pounds. Now, he's one of the Big Ten's top linemen.

CHRIS MCINTOSH****

LT, 6-7, 310, Sr./Sr., Pewaukee, WI (Pewaukee)

75



- Finalist for Outland Trophy
- First-team all-American by Walter Camp, AFCA, The Sporting News, FWAA, CBS Sportsline, CNN/SI.com, Football News & collegefootball.com

- First-team all-Big Ten by coaches & media
- Big Ten Offensive Lineman of the Year by coaches
- co-Demetral Award winner (Wisconsin Most Valuable Player)
- Hula Bowl invitee


Finalist for the Outland Trophy, given to nation's top interior lineman ... second Badger in two years (Aaron Gibson in '98) to be an Outland Trophy finalist ... Badgers' second consecutive Big Ten Lineman of the Year ... Tom Burke (last season) and Jeff Dellenbach (1984) are the other Badgers to earn league Lineman of the Year honors ... started 49 consecutive games at left tackle ... with his start in the Rose Bowl, he'll become just the third player in Big Ten history (along with Ohio State's Luke Fickell and Michigan's Jon Jansen) to start 50 games ... Badgers have rushed for 11,348 yards (6.4 miles) during his career, an average of 231.6 per game ... made Lombardi Award checklist in preseason ... listed as nation's top tackle by *The Sporting News* and *Lindy's* ... Wisconsin ranked

Career Statistics

Year	GP	GS	Rush. Avg.	Big 10 Rank
1996	13	13	249.4	2nd
1997	13	13	189.1	4th
1998	12	12	215.9	1st
1999	11	11	277.9	1st
Total	49	49	231.6	

fourth nationally in rushing (277.9) this season ... for second time in his career, Badgers led conference in rushing average ... Wisconsin earned Rose Bowl appearances both of those seasons ... McIntosh has started in three consecutive bowls (Copper, Outback and Rose) with the '99 Rose Bowl game on deck ... has blocked for all of Ron Dayne's record-shattering career ... 40 runners have gained at least 100 yards in a game during his career ... named UW's offensive P.O.W. four times in his career (including Michigan game this fall), an unusually high number for an offensive lineman ... helped UW gain 705 yards of total offense vs. Indiana (461 on the ground) on Oct. 16, the second-best output

Outland Trophy finalist



in Big Ten history ... named *efollett.com* national lineman of the week for his effort vs. Indiana ... UW averaged 321.0 yards rushing in final five games, including 461 vs. Indiana and 420 vs. Iowa ... rare two-year team captain has weight room records for Badger left tackles in bench press (480 pounds), squat (600 pounds) and 40-yard dash on turf (5.38 seconds).

As durable as they come


Chris McIntosh was a promising prep high school tackle entering his senior season at Pewaukee High School. A knee injury early in the season, however, ended his final prep campaign. McIntosh sat out a second season in 1995 as a redshirted freshman at the UW. Since then, it's been impossible to get the talented blocker out of the lineup. McIntosh recently broke the Wisconsin career record for games started and has a chance to become the first player in school history to start 50 games. His consecutive game starting streak almost ended in the opening contest of 1998 after he suffered a broken hand in the opening half at San Diego State. McIntosh got the hand casted at halftime, returned to action in the second half and never missed a practice or game the remainder of the year.

With a start in the Rose Bowl, Chris McIntosh will become just the third player in Big Ten history to start 50 games.

BOBBY MYERS****

SS, 6-2, 182, Sr./Sr., Hamden, CT (Hamden)


26



- Walter Camp Connecticut Collegiate Player of the Year
- Honorable mention all-Big Ten by coaches and media

Played in 48 games as a

Badger with 24 starts coming at both strong and free safety ... made 51 tackles at free safety in 1999 ... Badgers ranked fifth nationally in pass efficiency defense this season after finishing seventh a year ago ... involved in five turnover plays this fall, second-most on the squad ... recorded four interceptions (vs. Michigan, Ohio State, Michigan State and Purdue) and recovered a fumble on kickoff team ... six passes defended are a career best as are his three tackles for loss and two quarterback sacks ... one of the Badgers' top "big-play" defenders ... first season starting at strong safety after serving as "nickel back" in 1998 ... started at free safety his sophomore year ... career-best 13 stops against Purdue and Drew Brees ... three stops in win at Ohio State along with an interception (48-yard return to the two-yard line), one pass broken up and one fumble caused ... eight tackles against Cincinnati and six against Michigan in consecutive games.



Honorable mention all-Big Ten

Career Statistics

Year	UT	AT	Total	Int	PBU
1996	21	10	31	0	2
1997	48	22	70	1-0	0
1998	19	7	26	2-0	3
1999	39	12	51	4-54	6
Total	127	51	178	7-54	11

1999 Statistics

Opp.	UT	AT	Total	Int	PBU
Murray St.	1	2	3	0	0
Ball State	2	0	2	0	1
Cincinnati	7	1	8	0	1
Michigan	4	2	6	1-0	0
Ohio St.	3	0	3	1-48	1
Minnesota	3	1	4	0	0
Indiana	1	3	4	0	0
Michigan St.	2	0	2	1-6	1
N'western	5	0	5	0	0
Purdue	10	3	13	1-0	2
Iowa	1	0	1	0	0

Seven-foot high jumper

Bobby Myers is one of those rare two-sport athletes. The lanky Myers was recruited to play football, but made his mark earlier at the UW on the track. He qualified for the NCAA track meet in the high jump and has cleared the seven-foot barrier on several occasions. Myers came into his own this fall on the gridiron to post his best career numbers. "I think he built upon the confidence he gained on the track this season," said Coach Phil Elmassian.

Bobby Myers has been a member of Big Ten championship teams in football plus indoor and outdoor track at Wisconsin.

VITALY PISETSKY***

K, 5-10, 228, Sr./Sr., New York, NY (Kennedy)

20



- Finalist for Lou Groza Award
- Finalist for Mosi Tatupu Award
- First-team all-Big Ten by coaches & media
- Wisconsin special teams player of the year

Only player in NCAA to be a finalist for both Groza and Tatupu Awards ... Badgers' special teams player of the year ... Wisconsin's second straight consensus all-Big Ten kicker (Matt Davenport in 1998) ... streak of 14 consecutive made field goals was a Wisconsin record and tied for second-best (with Michigan's Remy Hamilton) in Big Ten history ... Ohio State's Vlade Janakievski (1979-80) owns the league record of 15 straight ... booted four field goals vs. Michigan State, equalling school record for FGs in a game ... 16 kick scoring points in victory over the Spartans broke UW record ... kicked game-winning 31-yard FG in overtime at Minnesota ... sent that game into overtime with a 36-yard field goal with 2:59 remaining in fourth quarter ... named Wisconsin's special teams P.O.W. vs. Minnesota and Michigan State ... ranks among UW's best for season field goals (15, are sixth), season field goal percentage (.833, second) and season kicking points (84, third) ...

Career Statistics

Year	PAT	Pct.	FG	Pct.	Pts.
1998	1-1	1.000	0-0	.000	1
1999	39-40	.975	15-18	.833	84
Total	40-41	.976	15-18	.833	85


Field Goals

Year	0-19	20-29	30-39	40-49	50+
1998	0-0	0-0	0-0	0-0	0-0
1999	0-0	6-7	4-4	4-5	1-2
Total	0-0	6-7	4-4	4-5	1-2

Field goals: Murray State 47; Ball State 25G, 27, 53G; Cincinnati 45G, 20G; Michigan 32G; Ohio State 42G, 25G, 27G; Minnesota 36G, 31G; Indiana 27G; Michigan State 42G, 49G, 32G, 23G; Purdue 54

Overall: 15-18 (.833)
Home: 8-10 (.800)
Away: 7-8 (.875)
Grass: 3-4 (.750)
Turf: 12-14 (.857)

earned back-to-back Big Ten special teams P.O.W. honors following Ohio State and Minnesota games ... no other conference player was special teams P.O.W. more than once in 1999 ... opponent average starting field position after his kick-offs was the 21.0-yard line (including one onside kick) ... for comparison, former Badger John Hall, who set an NFL record for touchbacks as a rookie with the New York Jets, averaged 20.7 as a



Groza & Tatupu Award finalist

senior ... 75.7 percent of his kick-offs put the opposition at or inside the 20-yard line ... booted career-long 53-yard FG vs. Ball State, third-longest kick in school history ... connected on 15-18 FGs and 39-40 PATs ... led Big Ten in field goal percentage (.833) and kick scoring (7.6 ppg) ... taken over all placekicking duties this season with the graduation of all-Big Ten kicker Matt Davenport ... Badgers' kickoff specialist for the past two years.

Will he be back?

Vitaly Pisetky enrolled at the University of Wisconsin just three years after his family moved from the Soviet Union to New York City. Since the NCAA requires four years of English for eligibility, Pisetky was forced to sit out a season and lost a year of collegiate competition. Never mind that Pisetky scored a 96% on his English-placement test at UW-Madison. After challenging the rule, the NCAA has said that if Pisetky graduates this year, he can regain that lost year.

Vitaly Pisetky had a string of 14 consecutive made field goals in 1999, tied for the second-longest string in conference history.

CASEY RABACH***


C, 6-5, 291, Sr./Jr., Sturgeon Bay, WI (Sturgeon Bay)

70



- First-team all-Big Ten by media
- Second-team all-Big Ten by coaches
- CBS Sportsline second-team all-American

The premier center in Big Ten during his junior campaign ... started 34 games in career ... calls all the signals and adjustments for an offensive line that helped Wisconsin lead the Big Ten in rushing ... Badgers averaged 279.9 yards on the ground, the second-best norm in school history, and the fourth-highest figure in the NCAA ... UW joined Navy and Air Force as the only schools in NCAA to rush for more than 3,000 yards ... Wisconsin gained more than 200 yards on the ground in nine of 11 games in 1999, including two contests with more than 400 yards ... has handled shotgun formation snaps flawlessly his entire career ... started for three seasons at center after coming to the UW as a guard ... earned starting assignments in three bowls (vs. Georgia in the Outback Bowl, vs. UCLA in the Rose Bowl and the upcoming Rose Bowl against Stanford) ...



First-team all-Big Ten by media

Career Statistics

Year	GP	GS	Rush. Avg.	Big 10 Rank
1997	12	12	189.1	4th
1998	11	11	215.9	1st
1999	11	11	277.9	1st
Total	34	34	231.6	

worked on offensive line for three of Ron Dayne's record-shattering seasons ... named the nation's second-best center by *The Sporting News* and *Lindy's* ... during his career, the Badgers have ranked 25th nationally in rushing (freshman), 19th (sophomore) and third (junior).

Young trio grows up


The 1997 Badger offensive line featured just one returning starter (Chris McIntosh). The departing seniors (Jamie Vanderveldt, Derek Engler, Cayetano Castro and Jerry Wunsch) all earned professional tryouts. The replacements included freshmen Casey Rabach, Dave Costa and Bill Ferrario. Three years later, Rabach (34), Costa (35) and Ferrario (36) have started 105 career games and developed into one of the best lines in the nation. Seniors McIntosh and Mark Tauscher joined the trio of juniors in the starting lineup in all 11 games this season.

Casey Rabach has been the starting center on back-to-back offenses which led the Big Ten Conference in rushing.

KEVIN STEMKE***

P, 6-2, 186, Jr./Jr., Green Bay, WI (Preble)

14



• Honorable mention all-Big Ten by coaches and media

Averaged 40.9 yards overall ... 39.3 net average ranked 14th

nationally ... one-third of his punts (14-of-42) left the opposition with field position inside the 20-yard line ... incredibly, opponents averaged just 4.3 yards per return (Big Ten schools averaged 10.7 yards per punt return for comparison) ... Wisconsin allowed only 64 yards in punt returns, fourth-fewest in NCAA ... Badgers' special teams P.O.W. against Michigan when he launched seven punts and averaged 48.0 yards per kick ... two of those boots vs. Wolverines stopped inside the 20 ... averaged 53.3 yards on three punts vs. Michigan State ... an 86-yard kick against the Spartans was a career best and third-longest punt in Wisconsin history ... a better than 40-yard norm in six games ... already ranks third in career punting yards (7,243), first in average (43.1) and fifth in punts (168) in Wisconsin history


Career Statistics

Year	No	Yds	Avg	I20	Lg
1997	54	2,372	43.9	13	70
1998	72	3,155	43.8	22	71
1999	42	1,716	40.9	14	86
Total	168	7,243	43.1	49	86

1999 Statistics

Opp.	No	Yds	Avg	I20	Lg
Murray St.	4	177	44.3	3	77
Ball State	1	27	27.0	1	27
Cincinnati	5	205	41.0	1	48
Michigan	7	336	48.0	2	56
Ohio St.	3	92	30.7	0	32
Minnesota	8	334	41.8	2	52
Indiana	0	0	0.0	0	0
Michigan St.	3	160	53.3	2	86
N'western	4	111	27.8	1	49
Purdue	5	188	37.6	2	52
Iowa	2	86	43.0	0	50

... had two punts downed inside the 10-yard line in games vs. Murray State (one- and eight-yard line) and Michigan (three- and nine-yard line) ... first-team all-league punter in sophomore



campaign ... he and Donnel Thompson did a public service announcement in November for the Racine (Wis.) Fire Department urging children to avoid playing with matches.

The "Preble" effect


Kevin Stemke attended Preble High School in Green Bay. So did Ted Velicer. So did Ron Vander Kelen. So did Tom Nichol. What else does that foursome share? All played in the Rose Bowl. Stemke and Vander Kelen played for the Badgers, while Velicer and Nichol are former Iowa Hawkeyes. Vander Kelen stills owns the Wisconsin school passing record (401 yards) set in the 1963 Rose Bowl showdown with USC. Stemke does have one difference from the other three Preble graduates. On Jan. 1, 2000, Stemke will make his second appearance in "The Granddaddy of them All."

Left-footed punter Kevin Stemke became the first UW player in 25 years to lead the Big Ten in punting during the '98 season.

DONNEL THOMPSON****

LB, 6-0, 236, Sr./Sr., Madison, WI (West)

44



- Jay Seiler Award (coaches' appreciation on defense)
- Hula Bowl invitee

Third-leading tackler on team (79 stops) ... needs

six tackles to move into the school's career top 10 (Reggie Holt had 344) ... Thompson and Chris McIntosh became the first players in school history to serve as captains on back-to-back Big Ten championship teams ... started nine times in 1999, boosting his career total to 33 ... UW's defensive P.O.W. at

Northwestern when he made a career-high 20 (12 solos) tackles ... consecutive double-figure tackle efforts vs. Indiana (10), Michigan State (10) and

Northwestern (20) ... two tackles behind the line at 25th-ranked Minnesota were his best ...

recovered a fumble vs. No. 11 Michigan State ... Donnel and his younger brother, Bryson, started on defense at Cincinnati ... first brothers to start at UW in same game since Dennis and Steve Lick in 1975 ... did a PSA for the Racine (Wis.) Fire

Department urging kids to not play with matches.



Career Statistics

Year	UT	AT	Total	TFL	PBU
1996	3	6	9	1-2	0
1997	82	59	141	8-24	2
1998	65	44	109	8-17	3
1999	39	40	79	5-10	1
Total	189	149	338	22-53	6


1999 Statistics

Opp.	UT	AT	Total	Int	PBU
Murray St.	1	4	5	1-2	0
Ball State	3	1	4	0	0
Cincinnati	0	1	1	0	0
Michigan	2	8	10	0	0
Ohio St.	6	2	8	0	0
Minnesota	2	0	2	2-4	0
Indiana	5	5	10	0	1
Michigan St.	4	6	10	1-2	0
N'western	12	8	20	1-2	0
Purdue	0	1	1	0	0
Iowa	4	4	8	0	0

Anybody want a soda?

Donnel Thompson grew up just a couple of blocks from Camp Randall Stadium. As a youngster, Thompson was an enterprising businessman. Starting at age six, he held up parking signs on game day to entice fans to park in the family's front yard. When that business slowed down each Saturday, Donnel would sprint to the stadium where he sold soda pop at the game. Thompson always dreamed of being a Badger. That dream was realized. So was serving as team captain on two of the winningest squads in UW history and appearing in consecutive Rose Bowls.

Donnel and Bryson Thompson became the first brothers to start in the same game at UW since Steve and Dennis Lick (1975).



Mark Anelli


#81 Mark Anelli**

TE, 6-5, 252, So.,
Addison, IL (Addison Trail)

Anelli in 1999: Played in all 11 games and started in double tight end formation in wins over Indiana and Michigan State in back-to-back games ... earned second letter ... season-long reception of 24 yards came vs. the Hoosiers ... made receptions vs. Michigan State (15) and Ball State (seven).

Career Statistics

Year	Rec	Yds	Avg	TDs	Lg
1998	0	0	0.0	0	0
1999	3	46	15.3	0	24
Total	3	46	15.3	0	24



Clint Bakken


#91 Clint Bakken*

NT, 6-2, 285, Fr.,
Boulder Junction, WI (Lakeland)

Bakken in 1999: Reserve on the defensive line ... No. 3 nose tackle behind Eric Mahlik and Chris Janek ... former scout team player of the year (1998) was named scout team defensive P.O.W. vs. Indiana this season ... credited with one stop (for a three-yard loss) in victory over Murray State.

Career Statistics

Year	UT	AT	Total	TFL	FR
1999	1	0	1	1-3	0
Total	1	0	1	1-3	0



Michael Bennett


#29 Michael Bennett*

TB, 5-10, 203, So.,
Milwaukee, WI (Tech)

Bennett in 1999: Former national prep sprint champ ... moved into back-up role to Ron Dayne midway through season ... averaged 5.2 yards per carry ... recorded three plays (two runs and one reception) of more than 20 yards this season ... 73-yard run in win over Indiana, was Badgers' longest carry of '99 ... went over century mark (114 yards on six attempts) in rushing vs. Indiana and scored twice vs. the Hoosiers ... added 45 yards and one TD vs. Michigan State's nation-best defense ... lined up as wideout vs. Minnesota and served as a decoy to set up an 81-yard TD pass play ... covered punts and made nine tackles ... on punt coverage units, he recovered a fumble against Michigan State and forced a fumble at Cincinnati ... special teams P.O.W. vs. Purdue with two tackles and a key block on a 91-yard kickoff return.

Career Statistics

Year	Att	Yds	Avg	TDs	Lg
1999	56	292	5.2	4	73
Total	56	292	5.2	4	73



Joey Boese

#6 Joey Boese**

DB, 5-11, 161, So.,
Villa Park, CA (Mater Dei)

- Academic all-Big Ten

Boese in 1999: Saw action in every game and made 25 stops ... "nickel" back in passing situations ... started vs. Purdue when the Badgers played five defensive backs all game ... four stops vs. the Boilermakers' pass-happy attack ... career-best six tackles vs. Michigan ... intercepted pass vs. Murray State ... special teams P.O.W. vs. Indiana with two tackles.

Career Statistics

Year	UT	AT	Total	Int	PBU
1998	19	3	22	1	3
1999	19	6	25	1	0
Total	38	9	47	2	3

The Badgers led the Big Ten Conference in time of possession by more than three minutes per game in 1999.



David Braun

#28 David Braun*


WR, 5-11, 188, Fr.,
Madison, WI (Edgewood)

- Academic all-Big Ten

Braun in 1999: Reserve wide receiver and special teams player ... earned first letter ... saw action in 10 games and made his only reception (12 yards) in the Ball State victory ... named offensive scout team P.O.W. for the Murray State week.

Career Statistics

Year	Rec	Yds	Avg	TDs	Lg
1999	1	12	12.0	0	12
Total	1	12	12.0	0	12



Demetrius Brown

#17 Demetrius Brown****


WR, 6-3, 207, Sr.,
Milwaukee, WI (Vincent)

- Wayne Souza Award (coaches' appreciation on offense) co-winner

Brown in 1999: Third on the club with 13 receptions, a career-high ... shared Wayne Souza Award (with Mark Tauscher), which is given to the offensive player that contributes to the best of his ability on and off the field ... started at flanker in Michigan game ... one of four receivers in starting lineup against Iowa ... caught passes in consecutive games against Michigan, Ohio State, Minnesota and Indiana ... four receptions vs. the Hoosiers are a career high ... three catches (tied for team high) in regular-season finale vs. Iowa for a career-best 58 yards ... has played both receiver and in secondary during his college career.

Career Statistics

Year	Rec	Yds	Avg	TDs	Lg
1998	1	37	37.0	0	37
1999	13	150	11.5	0	29
Total	14	187	13.4	0	37



Marcus Carpenter


#25 Marcus Carpenter****

FB, 6-2, 239, Sr.,
Elkhart, IN (Jintown)

Carpenter in 1999: Back-up fullback earned fourth letter in '99 ... had a four-yard TD run in Indiana game and a five-yard gain vs. Iowa ... caught a six-yard touchdown pass in the opener against Murray State ... other reception (11 yards) in season finale vs. Iowa.


Career Statistics

Year	Rec	Yds	Avg	TDs	Lg
1998	1	11	11.0	0	11
1999	2	17	8.5	1	11
Total	3	28	9.3	1	11



Senior wide receiver Demetrius Brown

Wisconsin and Michigan are the only Big Ten schools to appear in three Rose Bowls this decade.



Carlease Clark


#31 Carlease Clark**

DB, 5-11, 184, So.,
Lakeview Terrace, CA (Montclair)

Clark in 1999: Second-team free safety (behind Jason Doering) was credited with four tackles in limited action ... one stop vs. Ball State, Indiana, Michigan State and Purdue ... earned second letter.

Career Statistics

Year	UT	AT	Total	Int	PBU
1998	0	1	1	0	0
1999	1	3	4	0	0
Total	1	4	5	0	0



Dave Costa


#54 Dave Costa***

OL, 6-5, 299, Jr.,
Ellwood City, PA (Ellwood City)

Costa in 1999: Starting right guard in every game ... has 35 career starts, fourth-most on squad ... helped Badgers average 279.9 yards rushing per game, tops in the Big Ten ... blocked for three of Ron Dayne's record-breaking seasons ... Wisconsin has averaged 230.1 yards rushing per game during his career ... '00 Rose Bowl will be his second bowl start ... missed the Outback Bowl in 1997 with an injury ... Badgers' second-string long snapper last two seasons ... one of two Pennsylvania guards (Bill Ferrario is the other) in starting lineup.

Career Statistics

Year	GP	GS
1997	12	12
1998	12	12
1999	11	11
Total	35	35



Carlos Daniels

#39 Carlos Daniels**

FB, 6-1, 243, So.,
Farrell, PA (Farrell)

Daniels in 1999: Moved from tailback to fullback in fall camp ... slid into back-up role behind Chad Kuhns ... sat out last four games of season with ankle injury ... gained nine yards in opener vs. Murray State and seven the following week vs. Ball State ... also caught one pass for six yards against Cardinals ... final action came against Indiana (four yards) before injury ... needs one yard rushing for 300 in his career.

Career Statistics

Year	Att	Yds	Avg	TDs	Lg
1998	67	279	4.2	1	17
1999	5	20	4.0	0	9
Total	72	299	4.2	1	17


#52 Mark Downing*

LB, 6-2, 231, So.,
Middleton, WI (Middleton)

Downing in 1999: Special teams standout on kick coverage unit ... earned first letter in '99 ... credited with 10 tackles despite skipping four midseason games with shoulder injury ... eight of his stops came against Murray State (five) and Ball State (three) in opening two games.


Career Statistics

Year	UT	AT	Total	TFL	Int
1998	1	1	2	0	0
1999	6	4	10	0	0
Total	7	5	12	0	0



Mark Downing

Offensive linemen Chris McIntosh, Bill Ferrario, Casey Rabach, Dave Costa and Mark Tauscher have started 165 games.



Lee Evans


#3 Lee Evans*

WR, 5-11, 165, Fr.,
Bedford, OH (Bedford)

Evans in 1999: One of two true freshmen (B.J. Tucker is other) to see action in '99 ... worked way into two-deep lineup at flanker behind Nick Davis ... caught three passes for a 25.3-yard average ... a 64-yard TD play vs. Ball State was team's third-longest play of season ... missed three mid-year games with ankle sprain ... started at Purdue and vs. Iowa ... other two grabs came against Michigan (eight) and Purdue (four) ... attended same high school as Badger standout Chris Chambers.

Career Statistics

Year	Rec	Yds	Avg	TDs	Lg
1999	3	76	25.3	1	64
Total	3	76	25.3	1	64



Eddie Faulkner


#4 Eddie Faulkner***

DB, 5-11, 193, Jr.,
Muncie, IN (Central)


Faulkner in 1999: Shared back-up tail-back slot with Michael Bennett until late in season ... switched to defense (SS) during bowl game preparations ... rushed for 288 yards, fourth-most on team, and scored two TDs ... best game came at Cincinnati (72 yards) in relief of Dayne who was bothered by an ankle sprain ... 62 yards rushing on eight carries (7.8 average) against Indiana ... added a 19-yard reception vs. Hoosiers ... scored touchdowns vs. Murray State and Ohio State ... needs 186 yards rushing for 1,000 in career.

Career Statistics

Year	Att	Yds	Avg	TDs	Lg
1997	90	353	3.9	1	21
1998	59	173	2.9	2	14
1999	60	288	4.8	2	20
Total	209	814	3.9	5	21



Bill Ferrario



Nick Greisen

#60 Bill Ferrario***


OL, 6-3, 303, Jr.,
Scranton, PA (West)

- First-team all-Big Ten by media & coaches

Ferrario in 1999: First consensus first-team all-Big Ten guard at Wisconsin since Joe Rudolph in 1994 ... streak of 36 consecutive starting assignments at left guard ... that streak is second-longest on club behind Chris McIntosh (49) ... never missed a start in career ... former defensive lineman has blocked for three straight 1,000-yard seasons by Ron Dayne ... Badgers have led Big Ten in rushing in back-to-back campaigns of his career ... nominated for all-Big Ten honors ... tough and physical blocker ... joins Dave Costa as former Pennsylvania preps starting on offensive line.


Career Statistics

Year	GP	GS
1997	13	13
1998	12	12
1999	11	11
Total	36	36




Junior left guard Bill Ferrario

Wisconsin likes the favorite's role. It has registered a 29-4-1 mark under Alvarez when ranked higher than the opposition.




Ben Herbert



Devery Hughes



Chris Janek



Al Johnson

#49 Nick Greisen**

LB, 6-2, 232, So.,
Sturgeon Bay, WI (Sturgeon Bay)

Greisen in 1999: Earned second letter after backing up at linebacker and serving on kick coverage units ... credited with 10 tackles ... saw action in all 11 contests ... two tackles in three different games (Ball State, Ohio State and Minnesota) ... credited with a tackle for a seven-yard loss vs. Indiana.

Career Statistics

Year	UT	AT	Total	TFL	Int
1998	6	8	14	1-2	0
1999	4	6	10	1-7	0
Total	10	14	24	2-9	0

#42 Ben Herbert**

Rush, 6-4, 228, So.,
McDonald, PA (West Allegheny)

Herbert in 1999: Former linebacker moved to rush end in '99 ... credited with nine tackles to earn second letter ... a nine-yard tackle for loss at Ohio State ... three tackles vs. No. 12 Buckeyes was a season high ... two solo stops in the Ball State and Iowa games.

Career Statistics

Year	UT	AT	Total	TFL	Int
1998	3	2	5	0	0
1999	7	2	9	1-9	0
Total	10	4	14	1-9	0

#11 Devery Hughes*

DB, 5-11, 184, Fr.,
Los Angeles, CA (Fremont)

Hughes in 1999: Saw limited action in the secondary coming off the bench ... earned first letter ... intercepted a pass against Indiana and returned it 17 yards.

#58 Chris Janek****

NT, 6-2, 274, Sr.,
Granite City, IL (Granite City)

Janek in 1999: An excellent run stopper on the defensive line ... four-year letterwinner ... credited with a pair of stops in the Michigan, Indiana and Northwestern games ... has started 17 games in his career on the defensive line ... one of the key components of the UW run defense, which limited foes to an average of 120.4 yards per game.

Career Statistics

Year	UT	AT	Total	TFL	FR
1996	7	0	7	1-1	0
1997	10	12	22	2-6	0
1998	10	6	16	0	0
1999	4	5	9	0	0
Total	31	23	54	3-7	0

#72 Al Johnson*

OL, 6-4, 282, Fr.,
Brussels, WI (Southern Door)


A. Johnson in 1999: No. 2 center behind all-Big Ten selection Casey Rabach ... cousin of Badger redshirt freshman tackle Ben Johnson ... a physical and athletic offensive line prospect ... one of three players on the roster from Southern Door High School.

#64 Ben Johnson*

OL, 6-7, 318, Fr.,
Brussels, WI (Southern Door)

B. Johnson in 1999: Second-string left tackle behind Outland Trophy candidate Chris McIntosh ... played sparingly on the second unit offensive line ... cousin, Al, is No. 2 center on depth chart ... challenged Mark Tauscher and Brian Lamont for starting right tackle spot in camp and moved to left side after Tauscher won job.

Ron Dayne is just the third player in Big Ten history to receive league player-of-the-week honors four times in a season.




Ben Johnson

#56 Jason Jowers*

OL, 6-6, 302, Fr.,
Libertyville, IL (Libertyville)

Jowers in 1999: Second-team left guard ... listed behind three-year starter Bill Ferrario on depth chart ... limited playing time on second unit ... one of six 300-pound linemen in offensive line two-deep lineup ... has worked at both guard and tackle in career.



Jason Jowers


#12 Scott Kavanagh****

QB, 6-4, 213, Sr.,
Naperville, IL (North)

Kavanagh in 1999: Won fall camp battle for starting QB slot with redshirt freshman Brooks Bollinger ... four-year letterman at UW ... started opening four games and led club to a 2-2 mark ... completed 50.6 percent of his throws for a career-best 568 yards ... hit eight of 12 passes for 102 yards in opener vs. Murray State ... season-high 165 yards and two TDs in win over Ball State ... connected on 6-9 throws for 82 yards in rout of Indiana ... threw only one interception in 79 throws in '99 ... closed scoring in 41-3 win over Iowa with a one-yard TD run ... needs 67 yards passing for 1,000 in career.



Scott Kavanagh



Roger Knight

Career Statistics

Year	PA	PC	Pct.	Yds	TDs
1996	6	4	.667	31	1
1997	34	17	.500	146	1
1998	28	15	.536	188	4
1999	79	40	.506	568	2
Total	147	76	.517	933	8

#19 Roger Knight***


LB, 6-2, 235, Jr.,
Queens Village, NY (Brooklyn Tech)

Knight in 1999: Split time between inside and outside linebacker ... slated to serve as back-up linebacker on the inside, but injuries to Dan Lisowski and Bryson Thompson forced Knight to move outside ... most athletic linebacker on roster ... played in all 11 regular-season games ... has started 10 games in his career ... seven of those starting assignments came this season, including the last four outings ... credited with a career-best 54 tackles ... recorded first career double-figure tackle game at Northwestern (10) ... one stop behind the line and a forced fumble against the Wildcats ... registered nine tackles against both Cincinnati (two for losses) and Purdue ... credited with six stops vs. Michigan State ... limited Spartan TE Chris Baker to just two catches for 15 yards ... seven tackles for loss are tied (with Wendell Bryant) for second on squad ... first career pick (returned 11 yards) against Ball State ... sacked Indiana's QB Antwaan Randle El in Badger victory.

Career Statistics

Year	UT	AT	Total	TFL	Int
1997	7	5	12	1-3	0
1998	3	6	9	0	0
1999	37	17	54	7-21	1
Total	47	28	75	8-24	1

UW was the only school in the nation with two (Vitaly Pisetsky and Nick Davis) semi-finalists for the Mosi Tatupu Award.




Brian Lamont

#71 Brian Lamont*

OL, 6-8, 314, So.,
Browntown, WI (Monroe)

Lamont in 1999: Battled senior Mark Tauscher and freshman Ben Johnson for Aaron Gibson's vacated spot at right tackle ... injury during fall camp slowed progress ... served as Tauscher's back-up all season on right side ... played sparingly with the No. 2 offensive line ... tallest player on squad (along with Luke Hilgemann and Dague Retzlaff).



Dan Lisowski


#45 Dan Lisowski**

OLB, 6-1, 218, So.,
Menomonee Falls, WI (Menomonee Falls)


Lisowski in 1999: Scheduled to start at outside linebacker before a fall camp injury forced him out of action ... sat out opening two games ... started Michigan, Ohio State, Minnesota and Indiana games at midseason ... 12 of his 14 stops came vs. Buckeyes (six), Golden Gophers (three) and Hoosiers (three).

Career Statistics

Year	UT	AT	Total	TFL	PBU
1998	14	9	23	2-6	0
1999	5	9	14	1-6	2
Total	19	18	37	3-12	2



Ryan Marks



Delante McGrew

#30 Ryan Marks***

OLB, 6-1, 216, Jr.,
Wisconsin Rapids, WI (Lincoln)

Marks in 1999: Eight tackles in 11 games ... making a name for himself on kick coverage units ... forced a fumble on second half kickoff at Ohio State to set up a score ... recovered a fumble on a muffed punt at Cincinnati in fourth quarter ... named Wisconsin's special teams P.O.W. against both Cincinnati and Ohio State ... recorded one tackle in eight different contests, including final five games of the regular season.

Career Statistics

Year	UT	AT	Total	TFL	FR
1997	1	2	3	0	0
1998	6	4	10	0	1
1999	1	7	8	0	1
Total	8	13	21	0	2

#43 Delante McGrew**


Rush, 6-4, 229, So.,
Brooklyn, OH (St. Edward)

McGrew in 1999: Shared back-up duties with Ben Herbert at rush end ... earned second letter as a Badger ... credited with two stops (one vs. Murray State and at Northwestern) ... had a tackle for loss in the opener against Murray State ... played in just five outings.

Career Statistics

Year	UT	AT	Total	TFL	PBU
1998	0	0	0	0	0
1999	1	1	2	1-1	0
Total	1	1	2	1-1	0

Pat Richter, the dean of Big Ten Athletic Directors, was named to *Sports Illustrated's* NFL All-Century team.



Ahmad Merritt


#1 Ahmad Merritt****

WR, 5-10, 188, Sr.,
Chicago, IL (St. Rita)

Merritt in 1999: Four-year letterman made nine catches for a career-high 15.7-yard average ... an excellent blocker ... started the Ball State and Cincinnati games when Chris Chambers was out with a broken finger ... saw action in all 11 contests ... top game was the opener vs. Murray State with three catches for 63 yards ... that included a 41-yard reception vs. the Racers ... caught at least one pass in five consecutive games.

Career Statistics

Year	Rec	Yds	Avg	TDs	Lg
1996	15	215	14.3	2	55
1997	3	46	15.3	0	22
1998	9	126	14.0	0	20
1999	9	141	15.7	0	41
Total	36	528	14.7	2	55



Sam Mueller

#9 Sam Mueller***

End, 6-5, 251, Jr.,
Fond du Lac, WI (St. Mary's Springs)

- Academic all-Big Ten for third year in a row

Mueller in 1999: Three-year letterman has decided Rose Bowl will be last appearance ... will forgo senior season since he's graduating in spring ... 20 tackles are a career high ... recorded two tackles for loss against Ball State and one at Ohio State ... registered three stops in consecutive games against Ball State, Cincinnati and Michigan followed by a career-best four at Ohio State ... tipped a field goal in Murray State game.

Career Statistics

Year	UT	AT	Total	TFL	PBU
1998	6	5	11	0	2
1999	13	7	20	3-6	0
Total	19	12	31	3-6	2

#87 Dague Retzlaff***


TE, 6-8, 276, Jr.,
Crystal, MN (Armstrong)

- Academic all-Big Ten

Retzlaff in 1999: Split time with fellow junior John Sigmund ... started in five games the second half of the season ... credited with six receptions, including a three yarder to open the Badgers' scoring at Purdue ... half of his catches (three) came in upset at Ohio State ... tallest player on team ... an improved blocker from TE post.


Career Statistics

Year	Rec	Yds	Avg	TDs	Lg
1997	1	12	12.0	1	12
1998	9	118	13.1	1	34
1999	6	49	8.2	1	12
Total	16	179	11.2	3	34



Junior end Sam Mueller

The University of Wisconsin has been nationally ranked in the Associated Press poll for 25 of the last 26 weeks.




Rob Roell

#53 Rob Roell***

OL, 6-5, 259, Sr.,
Iron Mountain, MI (Kingsford)

- Academic all-Big Ten for third year in a row

Roell in 1999: One of the most versatile linemen on squad ... a three-year letterwinner on the offensive line ... has started two games at the UW in his career ... plays both guard and center ... Badgers' top interior lineman among reserves ... suffered a knee injury in final home appearance against Iowa, but should be ready for the Rose Bowl game.



Tim Rosga

#15 Tim Rosga****

DB, 6-0, 211, Sr.,
Roseville, MN (Cretin-Derham Hall)

Rosga in 1999: One of the most valuable special teams players in school history ... works on all kick coverage units ... No. 1 holder on placements for three seasons ... returns punts when opponents kick deep into UW territory ... has blocked three kicks in career ... reserve safety on defense ... missed Iowa game with a shoulder injury, but is expected back for Rose Bowl ... will be making fourth bowl game appearance.

Career Statistics

Year	PR	Yds	Avg	TDs	Lg
1996	19	149	7.8	0	12
1997	1	44	44.0	0	44
1998	6	39	6.5	0	9
1999	2	10	5.0	0	8
Total	28	242	8.6	0	44



John Sigmund

#21 Jason Schick*

DB, 6-0, 201, So.,
Sturgeon Bay, WI (Sturgeon Bay)

- Academic all-Big Ten for first time

Schick in 1999: Walk-on to program, he has contributed on special teams ... earned first letter in '99 ... credited with five tackles on kick coverage teams ... two tackles in win at No. 25 Minnesota and one stop in three other contests.

Career Statistics

Year	UT	AT	Total	Int	PBU
1998	0	0	0	0	0
1999	2	3	5	0	0
Total	2	3	5	0	0

#85 John Sigmund***

TE, 6-6, 272, Jr.,
Sewell, NJ (Milford Academy)

Sigmund in 1999: Earned starting tight end job in fall camp ... started opening five games before an ankle sprain at Ohio State forced him to miss a month ... all six of his catches came in opening four weeks ... two pass receptions against both Murray State and Cincinnati ... returned to action late in season ... he and Dague Retzlaff combine to give Wisconsin a good receiving and blocking threat at tight end.

Career Statistics

Year	Rec	Yds	Avg	TDs	Lg
1997	1	35	35.0	1	35
1998	2	38	19.0	0	30
1999	6	35	5.8	0	13
Total	9	108	12.0	1	35

Wisconsin, which led the nation in turnover margin in 1998, has won 11 straight games when it didn't suffer a turnover.




Mike Solwold

#86 Mike Solwold**

TE, 6-6, 250, Jr.,
Hartland, WI (Arrowhead)

Solwold in 1999: Found his niche as long snapper for punts and placements ... replaced Mike Schneck, who left school early and signed a free agent contract with the Pittsburgh Steelers ... Solwold, a tight end by trade, assumed snapping duties in fall camp and has been perfect all season ... earned second letter in as many seasons ... key element for the Badgers' league-best kicking game ... provided solid play to help Vitaly Pisetsky make 14 consecutive field goals, one shy of league record.




Jake Sprague

#99 Jake Sprague**

LE, 6-4, 274, So.,
Oak Creek, WI (Oak Creek)

Sprague in 1999: Promising end saw a lot of playing time and recorded 23 tackles ... best efforts came vs. Cincinnati and Iowa with five stops in each of those games ... started against Michigan when John Favret was hampered with an injury and vs. Iowa for the ailing Wendell Bryant ... made tackles in 10 of his 11 appearances ... an excellent pass rusher, he played a lot early in passing situations ... recorded tackles behind the line against Murray State, Ball State and Indiana.




Mark Tauscher

#68 Mark Tauscher**

OL, 6-3, 301, Sr.,
Auburndale, WI (Auburndale)

- Academic all-Big Ten for second time
- Wayne Souza Award (coaches' appreciation on offense) co-winner

Tauscher in 1999: True success story ... walked on to program and worked primarily on scout team early in career ... received playing time in '98 when Badgers moved Aaron Gibson to opposite side of line to form a tandem with Chris McIntosh (Tauscher then replaced Gibson at RT in that formation) ... school thought that Tauscher was out of eligibility and he went through graduation ceremonies and senior banquet ... later found out that Tauscher had a year left ... decided to apply for graduate school at UW and was accepted ... joined team in fall workouts and won battle for right tackle slot ... started 11 games as Badgers led Big Ten in rushing (279.9 ypg, the second-best norm in Wisconsin history).




Senior right tackle Mark Tauscher

Career Statistics

Year	UT	AT	Total	TFL	PBU
1998	3	7	10	1-5	1
1999	8	15	23	3-12	0
Total	11	22	33	4-17	1

UW has led the Big Ten in rushing three times this decade (1993-98-99) and the Badgers played in the Rose Bowl each time.



Bryson Thompson


#32 Bryson Thompson**

OLB, 6-1, 220, So.,
Madison, WI (West)

B. Thompson in 1999: Saw action in seven games and started vs. Cincinnati ... in that contest, he and brother Donnel became the first brothers to start at the UW since Dennis and Steve Lick in 1975 ... hampered by injuries all season ... eight tackles, including one for a loss in the Michigan game ... knee surgery in November ended season.

Career Statistics

Year	UT	AT	Total	TFL	PBU
1998	3	1	4	0-0	0
1999	2	6	8	1-1	0
Total	5	7	12	1-1	0



B.J. Tucker


#23 B.J. Tucker*

DB, 5-11, 170, Fr.,
Bayside, WI (Nicolet)

Tucker in 1999: One of two true freshmen (Lee Evans is the other) to see action in '99 ... reserve cornerback and kick coverage performer ... recorded his only tackle in season finale vs. Iowa.

Career Statistics

Year	UT	AT	Total	TFL	PBU
1999	1	0	1	0	0
Total	1	0	1	0	0



Conroy Whyte

#38 Matt Unertl**

TB, 5-10, 213, Jr.,
Sussex, WI (Sussex-Hamilton)

Unertl in 1999: Walk-on running back gained 156 yards and averaged 5.0 yards per carry ... season-best 60 yards on 13 carries in 59-0 win over Indiana ... added 41 yards and a touchdown in opener vs. Murray State and 37 yards on the ground in final game of regular season vs. Iowa ... listed No. 4 at tailback ... has averaged 5.6 yards per attempt during collegiate career.

Career Statistics

Year	Att	Yds	Avg	TDs	Lg
1998	7	55	7.9	1	32
1999	31	156	5.0	1	23
Total	38	211	5.6	2	32

#9 Conroy Whyte*

WR, 5-7, 155, So.,
Boston, MA (English)

Whyte in 1999: Saw limited playing time as third-team split end ... made first two college receptions ... had a 17 yarder against Murray State and a nine-yard grab vs. Indiana ... had a 44-yard kickoff return against Ball State ... earned first letter at UW ... back-up punt returner, too.

Career Statistics

Year	Rec	Yds	Avg	TDs	Lg
1998	0	0	0.0	0	0
1999	2	26	13.0	0	17
Total	2	26	13.0	0	17

The Badger Department of Athletics was ranked 12th-best nationally in a 1999 poll conducted by *The Sporting News*.

GAME-BY-GAME STATISTICS

Teams	1st Score	Dwns	-Rushing- Att.	Yards	Pass. Passing	Yards	Plays	Total Off.	Fum.	Pen.	Time Poss.	3rd Dwn	Punt.	Ret. Yards
Wisconsin	49	24	50	265	19-11-0	139	69	404	2-0	7-69	35:41	6-11	4-44.3	7-196
Murray State	10	11	24	93	26-10-1	97	50	190	3-0	5-39	24:19	2-11	8-45.9	4-44
Wisconsin	50	24	55	270	20-10-0	190	75	460	2-1	3-25	35:11	8-15	1-27.0	8-226
Ball State	10	11	27	21	25-13-2	155	52	176	0-0	3-24	24:49	4-11	6-35.8	5-84
Wisconsin	12	22	57	340	22-8-1	85	79	425	2-2	8-65	37:24	7-15	5-41.0	5-14
@Cincinnati	17	13	29	171	27-14-1	90	56	261	1-1	3-15	22:36	5-14	7-45.0	7-80
Wisconsin	16	16	36	125	28-15-1	155	64	280	1-1	8-82	27:58	5-14	7-48.0	6-54
Michigan	21	19	38	94	35-22-1	257	73	351	0-0	10-76	32:02	9-19	7-37.1	4-23
Wisconsin	42	26	60	296	27-15-0	167	87	463	1-1	4-31	35:25	11-18	3-30.7	2-65
@Ohio State	17	15	33	124	25-11-1	227	58	351	2-2	4-34	24:35	5-13	5-38.0	6-75
Wisconsin	20	22	52	156	21-11-0	212	73	368	0-0	9-75	34:50	4-16	8-41.8	7-70
@Minnesota	17	17	37	188	27-12-1	197	64	385	1-0	9-85	25:10	2-13	8-42.0	7-75
Wisconsin	59	31	56	461	19-15-0	244	75	705	4-2	5-45	35:45	9-13	0-0.0	4-28
Indiana	0	16	34	66	32-12-1	212	66	278	1-0	3-18	24:15	3-15	6-31.0	6-85
Wisconsin	40	20	63	301	11-6-0	59	74	360	0-0	3-28	39:35	5-16	3-53.3	5-54
Michigan State	10	13	23	110	28-13-3	128	51	238	4-2	2-19	20:25	4-11	4-38.5	7-37
Wisconsin	35	17	49	207	11-6-1	89	60	296	2-1	4-34	29:08	6-10	4-27.8	5-119
@Northwestern	19	21	47	197	31-19-2	150	78	347	1-0	8-64	30:52	9-20	6-43.8	4-27
Wisconsin	28	14	44	216	11-7-0	72	55	288	0-0	6-34	28:12	4-10	5-37.6	5-135
@Purdue	21	34	31	144	65-36-3	350	96	494	2-0	4-30	31:48	12-20	2-36.5	3-18
Wisconsin	41	29	60	420	16-11-0	184	76	604	0-0	4-44	37:46	5-10	2-43.0	4-58
Iowa	3	14	28	116	30-14-0	131	58	247	3-1	4-18	22:14	4-15	6-50.0	4-42

1999 Individual Statistical Rankings

Player	Category	Average	Big Ten	NCAA
Brooks Bollinger	Pass efficiency	145.8	2nd	
Chris Chambers	Receptions / game	4.0	7th	
Nick Davis	Punt returns	13.8	2nd	14th
Nick Davis	Kickoff returns	26.3	1st	15th
Ron Dayne	Rushing	167.7	1st	2nd
Ron Dayne	All-purpose yards	167.5	1st	9th
Ron Dayne	Scoring	10.4	1st	4th
Ron Dayne	Total offense	166.7	7th	
Jamar Fletcher	Interceptions	0.64	1st	T6th
Jamar Fletcher	Pass break ups	16	4th	
Chris Ghidorzi	Tackles	9.4	8th	
Vitaly Pisetsky	Scoring	8.1	8th	29th
Vitaly Pisetsky	Field goals	1.36	6th	T22nd
Vitaly Pisetsky	Field goal percentage	83.3	1st	

1999 SEASON STATISTICS

1999 Results (9-2, 7-1 Big Ten)

Date	Opponent (AP Rank)	Result	Record	Crowd
9/4	Murray State	W 49-10	1-0	77,527
9/11	Ball State	W 50-10	2-0	75,807
9/18	at Cincinnati	L 12-17	2-1	27,721
9/25	Michigan (#4)	L 16-21	2-2	79,037
10/2	at Ohio State (#12)	W 42-17	3-2	93,524
10/9	at Minnesota (#25)	W 20-17 (ot)	4-2	63,108
10/16	Indiana	W 59-0	5-2	78,243
10/23	Michigan State (#11)	W 40-10	6-2	78,469
10/30	at Northwestern	W 35-19	7-2	42,292
11/6	at Purdue (#17)	W 28-21	8-2	67,308
11/13	Iowa	W 41-3	9-2	79,404

Team Statistics

Category	Wisconsin	Opponents
SCORING	392	145
Points per game	35.6	13.2
FIRST DOWNS	245	184
Rushing	158	74
Passing	76	94
Penalty	11	16
RUSHING YARDAGE	3,079	1,324
Yards gained rushing	3,287	1,550
Yards lost rushing	208	226
Rushing attempts	583	351
Average per rush	5.3	3.8
Average per game	279.9	120.4
TDs rushing	34	9
PASSING YARDAGE	1,596	1,994
Att-Comp-Int	205-115-3	351-176-16
Average per pass	7.8	5.7
Average per catch	13.9	11.3
Average per game	145.1	181.3
TDs passing	10	8
TOTAL OFFENSE	4,675	3,318
Total plays	788	702
Average per play	5.9	4.7
Average per game	425.0	301.6
KICKOFF RETURNS	19-470	37-505
Kickoff return average	24.7	13.6
PUNT RETURNS	23-298	15-64
Punt return average	13.0	4.3
INTERCEPTION RETURNS	16-242	3-3
Interception return average	15.1	1.0
FUMBLES LOST	14-8	18-6
PENALTIES-YARDS	61-532	55-422
PUNTS-YARDS	42-1,716	65-2,659
Average per punt	40.9	40.9
TIME OF POSSESSION	34:16	25:44
3RD-DOWN PLAYS	70-148	55-162
3rd-down percentage	.473	.340
4TH-DOWN PLAYS	9-14	6-15
4th-down percentage	.643	.400
HOME ATTENDANCE	468,487	293,953
Average	78,081	58,791

Rushing

Player	Att.	Gain	Lost	Net	Avg.	TD	Lg
Dayne	303	1,885	51	1,834	6.1	19	69
Bollinger	97	533	88	445	4.6	5	32
Bennett	56	310	18	292	5.2	4	73
Faulkner	60	290	2	288	4.8	2	20
Unertl	31	156	0	156	5.0	1	23
Kuhns	7	42	0	42	6.0	1	26
Daniels	5	20	0	20	4.0	0	9
Carpenter	2	9	0	9	4.5	1	5
N. Mueller	1	5	0	5	5.0	0	5
Bickerstaff	1	1	0	1	1.0	0	1
Kavanagh	14	14	43	-29	-2.1	1	5
team	4	4	6	-2	-0.5	0	0
Wisconsin	583	3,287	208	3,079	5.3	34	73
Opponent	351	1,550	226	1,324	3.8	9	66

Passing

Player	Att.	Comp.	Pct.	Yards	Int.	TD	Lg
Bollinger	126	75	.595	1,028	2	8	81
Kavanagh	79	40	.506	568	1	2	65
Wisconsin	205	115	.561	1,596	3	10	81
Opponent	351	176	.501	1,994	16	8	54

Efficiency rating: Bollinger 145.83; Kavanagh 116.85

Receiving

Player	No.	Yards	Avg.	TD	Lg
Chambers	36	502	13.9	4	40
Davis	19	346	18.2	1	81
Brown	13	150	11.5	0	29
Kuhns	11	133	12.1	2	29
Merritt	9	141	15.7	0	41
Retzlaff	6	49	8.2	1	12
Sigmund	6	35	5.8	0	13
Evans	3	76	25.3	1	64
Anelli	3	46	15.3	0	24
Whyte	2	26	13.0	0	17
Carpenter	2	17	8.5	1	11
Bennett	1	29	29.0	0	29
Faulkner	1	19	19.0	0	19
Braun	1	12	12.0	0	12
Dayne	1	9	9.0	0	9
Daniels	1	6	6.0	0	6
Wisconsin	115	1,596	13.9	10	81
Opponent	176	1,994	11.3	8	54

Punting

Player	No.	Yards	Avg.	TB	FC	I20	Lg
Stemke	42	1,716	40.9	1	7	14	81
Wisconsin	42	1,716	40.9	1	7	14	81
Opponent	65	2,659	40.9	8	7	13	61

Punt Returns

Player	No.	Yards	Avg.	TD	Lg
Davis	18	249	13.8	1	76
Merritt	2	40	20.0	0	21
Rosga	2	10	5.0	0	8
team	1	-1	-1.0	0	-1
Wisconsin	23	298	13.0	1	76
Opponent	15	64	4.3	0	16

Kickoff Returns

Player	No.	Yards	Avg.	TD	Lg
Davis	15	394	26.3	2	91
Kuhns	2	27	13.5	0	17
Merritt	1	5	5.0	0	5
Whyte	1	44	44.0	0	44
Wisconsin	19	470	24.7	2	91
Opponent	37	505	13.6	0	28

Interceptions

Player	No.	Yards	Avg.	TD	Lg
Fletcher	7	135	19.3	2	93
Myers	4	54	13.5	0	48
Ghidorzi	1	25	25.0	1	25
Hughes	1	17	17.0	0	17
Knight	1	11	11.0	0	11
Boese	1	0	0.0	0	0
Echols	1	0	0.0	0	0
Wisconsin	16	242	15.1	3	93
Opponent	3	3	1.0	0	4

Scoring

Player	TD	FG	XP1	XP2	Saf	Pts.
Dayne	19	0	0	0	0	114
Pisetsky	0	15-18	44-46	0	0	89
Bollinger	5	0	0	0	0	30
Bennett	4	0	0	0	0	24
Chambers	4	0	0	0	0	24
Davis	4	0	0	0	0	24
Kuhns	3	0	0	0	0	18
Carpenter	2	0	0	0	0	12
Faulkner	2	0	0	0	0	12
Fletcher	2	0	0	0	0	12
Unertl	1	0	0	0	0	6
Kavanagh	1	0	0	0	0	6
Retzlaff	1	0	0	0	0	6
Evans	1	0	0	0	0	6
Ghidorzi	1	0	0	0	0	6
Mahlik	0	0	0	0	1	2
Neuser	0	0	1-1	0	0	1
Wisconsin	50	15-18	45-47	0	1	392
Opponent	17	8-14	15-15	2-2	0	145

Total Offense

Player	Plays	Rush.	Pass.	Total	Avg.
Dayne	303	1,834	0	1,834	166.7
Bollinger	223	445	1,028	1,473	133.9
Kavanagh	93	-29	568	539	67.4
Bennett	56	292	0	292	26.5
Faulkner	60	288	0	288	26.2
Unertl	31	156	0	156	19.5
Kuhns	7	42	0	42	4.2
Daniels	5	20	0	20	4.0
Davis	2	18	0	18	1.6
Carpenter	2	9	0	9	1.5
N. Mueller	1	5	0	5	5.0
Wisconsin	788	3,079	1,596	4,675	425.0
Opponent	702	1,324	1,994	3,318	301.6

Tackles

Player	UT	AT	Total	TFL	Sacks	FR	PBU
Ghidorzi	64	45	108	9-40	2-17	0	2
Doering	71	31	102	1-1	0	1	5
D. Thompson	39	40	79	5-10	0	1	1
Knight	37	17	54	7-21	1-8	0	1
Myers	39	12	51	3-17	2-14	1	6
Fletcher	34	13	47	3-9	0	0	10
Favret	26	20	46	6-33	3-25	0	0
Bryant	25	19	44	7-39	6-36	1	3
Mahlik	22	20	42	4-9	0	0	1
Kolodziej	20	18	38	6-17	2-10	0	0
Echols	22	6	28	0	0	0	11
Boese	19	6	25	0	0	0	0
Sprague	8	15	23	3-12	2-7	0	0
S. Mueller	13	7	20	3-6	2-5	1	0
Lisowski	5	9	14	1-6	0	0	2
Greisen	4	6	10	1-7	1-7	0	0
Downing	6	4	10	0	0	0	0
Janek	4	5	9	0	0	0	1
Herbert	7	2	9	1-9	1-9	0	0
Bennett	5	4	9	0	0	1	0
B. Thompson	2	6	8	1-1	0	0	0
Marks	1	7	8	0	0	1	0
Schick	2	3	5	0	0	0	0
Clark	1	3	4	0	0	0	0
Pisetsky	0	3	3	0	0	0	0
Solwold	0	2	2	0	0	0	0
Rosga	0	2	2	0	0	0	0
Smith	0	2	2	0	0	0	0
McGrew	1	1	2	1-1	0	0	0
Sigmund	1	0	1	0	0	0	0
Cannon	0	1	1	0	0	0	0
Tucker	1	0	1	0	0	0	0
Simmons	1	0	1	0	0	0	0
Dayne	1	0	1	0	0	0	0
Bakken	1	0	1	1-3	0	0	0
Wisconsin	481	329	810	63-241	22-138	6	43
Opponent	384	163	547	37-103	11-55	8	11

Fumbles forced: Ghidorzi 2, Bennett 1, Doering 1, Favret 1, Knight 1, Marks 1

STATISTICALLY SPEAKING

Defensive Leaders

TACKLES FOR LOSS

9/40	Chris Ghidorzi
7/39	Wendell Bryant
7/21	Roger Knight
6/33	John Favret
6/17	Ross Kolodziej
5/10	Donnel Thompson
4/9	Eric Mahlik

QUARTERBACK SACKS

6/36	Wendell Bryant
3/25	John Favret
2/17	Chris Ghidorzi
2/14	Bobby Myers
2/10	Ross Kolodziej
2/7	Jake Sprague
2/5	Sam Mueller

PASSES BROKEN UP

11	Mike Echols
10	Jamar Fletcher
6	Bobby Myers
5	Jason Doering
3	Wendell Bryant
2	Chris Ghidorzi
2	Dan Lisowski

INTERCEPTIONS

7	Jamar Fletcher
4	Bobby Myers
1	Joey Boese
1	Mike Echols
1	Chris Ghidorzi
1	Roger Knight
1	Devery Hughes

FUMBLES FORCED

2	Chris Ghidorzi
1	Jason Doering
1	Roger Knight
1	John Favret
1	Michael Bennett
1	Ryan Marks

FUMBLES RECOVERED

1	Donnel Thompson
1	Bobby Myers
1	Wendell Bryant
1	Sam Mueller
1	Michael Bennett
1	Ryan Marks

Double-figure tackle games

No. Player & Opponent

20	Chris Ghidorzi at Northwestern
20	Donnel Thompson at Northwestern
17	Jason Doering at Purdue
15	Chris Ghidorzi at Purdue
14	Jason Doering at Northwestern
13	Jason Doering at Minnesota
13	Bobby Myers at Purdue
12	Chris Ghidorzi vs. Michigan
11	Jason Doering at Ohio State
11	Chris Ghidorzi at Minnesota
10	Donnel Thompson vs. Michigan
10	Chris Ghidorzi vs. Indiana
10	Donnel Thompson vs. Indiana
10	Jason Doering vs. Michigan St.
10	Donnel Thompson vs. Michigan St.
10	Roger Knight at Northwestern
10	Jason Doering vs. Iowa

Double-figure Tackle Games

6	Jason Doering
5	Chris Ghidorzi

Season Highs & Lows

WISCONSIN MARKS

	Most	Least
Rushing Attempts	63 vs. Mich. St.	36 vs. Michigan
Rushing Yards	461 vs. Indiana	125 vs. Michigan
Pass Attempts	28 vs. Michigan	11, three times
Pass Completions	15, three times	6, two times
Passing Yards	244 vs. Indiana	59 vs. Mich. St.
Passes Intercepted	1, three times	0, eight times
Total Plays	87 vs. Ohio St.	55 vs. Purdue
Total Offense	705 vs. Indiana	280 vs. Michigan
First Downs	31 vs. Indiana	14 vs. Purdue
Points	59 vs. Indiana	12 vs. Cincinnati
Fumbles	4 vs. Indiana	0, four times
Fumbles Lost	2, two times	0, five times
Penalties	9 vs. Minnesota	3, two times
Penalty Yards	82 vs. Michigan	25 vs. Ball State

OPPONENT MARKS

	Most	Least
Rushing Attempts	47 by N'western	23 by Mich. St.
Rushing Yards	197 by N'western	21 by Ball State
Pass Attempts	65 by Purdue	25, two times
Pass Completions	36 by Purdue	10 by Murray St.
Passing Yards	350 by Purdue	90 by Cincinnati
Passes Intercepted	3, two times	0 by Iowa
Total Plays	96 by Purdue	50 by Murray St.
Total Offense	494 by Purdue	176 by Ball St.
First Downs	34 by Purdue	11, two times
Points	21, two times	0 by Indiana
Fumbles	4, by Mich. St.	0, two times
Fumbles Lost	2, two times	0, seven times
Penalties	10 by Michigan	2 by Mich. St.
Penalty Yards	85 by Minnesota	15 by Cincinnati

STARTING LINEUPS

Offense

Opponent	QB	TB	FB	SE	FL	TE	LT	LG	C	RG	RT
Murray State	Kavanagh	Dayne	Kuhns	Chambers	Davis	Sigmund	McIntosh	Ferrario	Rabach	Costa	Tauscher
Ball State	Kavanagh	Dayne	Kuhns	Merritt	Davis	Sigmund	McIntosh	Ferrario	Rabach	Costa	Tauscher
@Cincinnati	Kavanagh	Dayne	Retzlaff*	Merritt	Davis	Sigmund	McIntosh	Ferrario	Rabach	Costa	Tauscher
Michigan	Kavanagh	Dayne	Kuhns	Chambers	Brown	Sigmund	McIntosh	Ferrario	Rabach	Costa	Tauscher
@Ohio State	Bollinger	Dayne	Kuhns	Chambers	Retzlaff*	Sigmund	McIntosh	Ferrario	Rabach	Costa	Tauscher
@Minnesota	Bollinger	Dayne	Kuhns	Chambers	Davis	Retzlaff	McIntosh	Ferrario	Rabach	Costa	Tauscher
Indiana	Bollinger	Dayne	Kuhns	Chambers	Anelli*	Retzlaff	McIntosh	Ferrario	Rabach	Costa	Tauscher
Michigan State	Bollinger	Dayne	Anelli*	Chambers	Davis	Retzlaff	McIntosh	Ferrario	Rabach	Costa	Tauscher
@Northwestern	Bollinger	Dayne	Kuhns	Chambers	Davis	Retzlaff	McIntosh	Ferrario	Rabach	Costa	Tauscher
@Purdue	Bollinger	Dayne	Evans#	Chambers	Davis	Retzlaff	McIntosh	Ferrario	Rabach	Costa	Tauscher
Iowa	Bollinger	Dayne	Evans#	Chambers	Davis	Brown#	McIntosh	Ferrario	Rabach	Costa	Tauscher

* -- extra tight end

-- extra wide receiver

Defense

Defense	LE	NT	End	Rush	OLB	LB	LB	CB	FS	SS	CB
Murray State	Kolodziej	Mahlik	Bryant	Favret	Knight	Ghidorzi	D. Thompson	Echols	Doering	Myers	Fletcher
Ball State	Kolodziej	Mahlik	Bryant	Favret	Knight	Ghidorzi	D. Thompson	Echols	Doering	Myers	Fletcher
@Cincinnati	Kolodziej	Mahlik	Bryant	Favret	B. Thompson	Ghidorzi	D. Thompson	Echols	Doering	Myers	Fletcher
Michigan	Kolodziej	Mahlik	Bryant	Sprague	Lisowski	Ghidorzi	D. Thompson	Echols	Doering	Myers	Fletcher
@Ohio State	Kolodziej	Mahlik	Bryant	S. Mueller	Lisowski	Ghidorzi	D. Thompson	Echols	Doering	Myers	Fletcher
@Minnesota	Kolodziej	Mahlik	Bryant	Favret	Lisowski	Ghidorzi	Knight	Echols	Doering	Myers	Fletcher
Indiana	Kolodziej	Mahlik	Bryant	Favret	Lisowski	Ghidorzi	D. Thompson	Echols	Doering	Myers	Fletcher
Michigan State	Kolodziej	Mahlik	Bryant	Favret	Knight	Ghidorzi	D. Thompson	Echols	Doering	Myers	Fletcher
@Northwestern	Kolodziej	Mahlik	Bryant	Favret	Knight	Ghidorzi	D. Thompson	Echols	Doering	Myers	Fletcher
@Purdue	Kolodziej	Mahlik	Bryant	Favret	Knight	Ghidorzi	Boese\$	Echols	Doering	Myers	Fletcher
Iowa	Kolodziej	Mahlik	Sprague	Favret	Knight	Ghidorzi	D. Thompson	Echols	Doering	Myers	Fletcher

\$ -- extra defensive back

Wisconsin Players of the Week

Opponent	Offense	Defense	Special Teams	Scout Offense	Scout Defense
Murray State	Ahmad Merritt	Chris Ghidorzi	Nick Davis	David Braun	Jesse Mayfield
Ball State	Nick Davis	Wendell Bryant	Nick Davis	Broderick Williams	Russ Kuhns
@Cincinnati	Ron Dayne	Jamar Fletcher	Ryan Marks	Scott Wille	Ryan Simmons
Michigan	Chris McIntosh	Eric Mahlik	Kevin Stemke	Josh Jakubowski	Jeff Mack
@Ohio State	Brooks Bollinger	Chris Ghidorzi	Ryan Marks	Rob Tucker	George Pratt
@Minnesota	Chris Chambers	Jamar Fletcher	Vitaly Pisetsky	Philip Koch	Nick Cochart
Indiana	Dague Retzlaff	Chris Ghidorzi	Joey Boese	Byron Brown	Clint Bakken
Michigan State	Ron Dayne	Ross Kolodziej	Vitaly Pisetsky	Lance Young	Chuck Smith
	Bill Ferrario	Jamar Fletcher			
@Northwestern	Chris Chambers	Donnel Thompson	Jamar Fletcher	Angelo Paganafanador	Chris Wagner
	Chris McIntosh				
@Purdue	Ron Dayne	Jamar Fletcher	Nick Davis	Jim Sorgi	Russ Kuhns
			Michael Bennett		
Iowa	Ron Dayne	John Favret	Nick Greisen	Jamaal Wilson	Doug Mittelstaedt
	Brooks Bollinger				

INDIVIDUAL OFFENSE

Rushing (Attempts-Yards-TDs)

Player	MSU	BSU	CINCY	MICH	OSU	MINN	IND	MSU	NW	PUR	IOWA
Bennett	13-44-0	6-27-1	3-11-0	2-(-1)-0	4-27-0	1-0-0	6-114-2	9-45-1	4-8-0	2-3-0	6-14-0
Bickerstaff	0-0-0	DNP	DNP	DNP	DNP	DNP	1-1-0	0-0-0	DNP	DNP	0-0-0
Bollinger	3-10-0	7-35-0	0-0-0	6-52-1	17-78-0	20-62-0	5-36-1	10-7-1	9-39-1	8-(-5)-0	11-113-1
Carpenter	0-0-0	0-0-0	0-0-0	DNP	DNP	0-0-0	1-4-1	0-0-0	0-0-0	DNP	1-5-0
Daniels	1-9-0	2-7-0	DNP	DNP	0-0-0	0-0-0	2-4-0	DNP	DNP	DNP	DNP
Davis	0-0-0	1-7-0	1-11-0	0-0-0	0-0-0	0-0-0	0-0-0	0-0-0	0-0-0	0-0-0	0-0-0
Dayne	20-135-3	31-158-1	28-231-1	22-88-1	32-161-4	25-80-1	17-167-2	34-214-2	35-162-2	32-222-1	27-216-1
Faulkner	6-32-1	4-21-0	17-72-0	2-2-0	7-30-1	5-11-0	8-62-0	6-22-0	0-0-0	0-0-0	5-36-0
Kavanagh	1-(-6)-0	1-5-0	5-(-14)-0	4-(-16)-0	DNP	DNP	1-3-0	0-0-0	1-(-2)-0	DNP	1-1-1
Kuhns	0-0-0	1-3-0	3-29-0	0-0-0	0-0-0	1-3-0	1-5-1	1-2-0	0-0-0	0-0-0	0-0-0
N. Mueller	DNP	DNP	DNP	DNP	DNP	DNP	1-5-0	DNP	DNP	DNP	DNP
Unertl	6-41-1	2-7-0	DNP	DNP	0-0-0	DNP	13-60-0	3-11-0	0-0-0	0-0-0	7-37-0

Receiving (Receptions-Yards-TDs)

Player	MSU	BSU	CINCY	MICH	OSU	MINN	IND	MSU	NW	PUR	IOWA
Anelli	0-0-0	1-7-0	0-0-0	0-0-0	0-0-0	0-0-0	1-24-0	1-15-0	0-0-0	0-0-0	0-0-0
Bennett	0-0-0	0-0-0	0-0-0	0-0-0	0-0-0	0-0-0	1-29-0	0-0-0	0-0-0	0-0-0	0-0-0
Braun	0-0-0	1-12-0	0-0-0	0-0-0	0-0-0	0-0-0	0-0-0	0-0-0	0-0-0	DNP	0-0-0
D. Brown	0-0-0	DNP	DNP	1-9-0	1-3-0	2-19-0	4-46-0	0-0-0	1-5-0	0-0-0	3-58-0
Carpenter	1-6-1	0-0-0	0-0-0	DNP	0-0-0	DNP	0-0-0	0-0-0	0-0-0	DNP	1-11-0
Chambers	4-34-0	DNP	DNP	9-93-0	4-41-0	2-48-0	3-62-1	5-44-0	3-61-1	3-46-0	3-73-2
Daniels	0-0-0	1-6-0	DNP	DNP	0-0-0	0-0-0	0-0-0	DNP	DNP	DNP	DNP
Davis	0-0-0	4-91-0	3-55-0	2-25-0	3-29-0	3-91-1	2-38-0	0-0-0	1-14-0	0-0-0	1-3-0
Dayne	0-0-0	0-0-0	0-0-0	0-0-0	0-0-0	0-0-0	0-0-0	0-0-0	0-0-0	1-9-0	0-0-0
Evans	0-0-0	1-64-1	0-0-0	1-8-0	DNP	DNP	DNP	0-0-0	0-0-0	1-4-0	0-0-0
Faulkner	0-0-0	0-0-0	0-0-0	0-0-0	0-0-0	0-0-0	1-19-0	0-0-0	0-0-0	0-0-0	0-0-0
Kuhns	0-0-0	1-7-1	1-3-0	0-0-0	3-51-0	2-28-0	1-5-0	0-0-0	0-0-0	0-0-0	3-39-1
Merritt	3-63-0	0-0-0	2-15-0	1-19-0	1-17-0	1-15-0	1-12-0	0-0-0	0-0-0	0-0-0	0-0-0
Retzlaff	0-0-0	0-0-0	0-0-0	0-0-0	3-26-0	1-11-0	0-0-0	0-0-0	1-9-0	1-3-1	0-0-0
Sigmund	2-19-0	1-3-0	2-12-0	1-1-0	0-0-0	DNP	DNP	DNP	DNP	0-0-0	0-0-0
Whyte	1-17-0	0-0-0	DNP	DNP	0-0-0	DNP	1-9-0	0-0-0	DNP	DNP	0-0-0

Passing (Completions-Attempts, Percentage, Yards, TDs, Interceptions)

Team	BROOKS BOLLINGER					SCOTT KAVANAGH				
	PC-PA	Pct.	Yds.	TD	Int.	PC-PA	Pct.	Yds.	TD	Int.
Murray State	3-7	.429	37	1	0	8-12	.667	102	0	0
Ball State	3-6	.500	25	0	0	7-14	.500	165	2	0
@Cincinnati	0-1	.000	0	0	1	8-21	.381	85	0	0
Michigan	6-9	.667	61	0	0	9-19	.473	94	0	1
@Ohio State	15-27	.556	167	0	0	DNP				
@Minnesota	11-21	.524	212	1	0	DNP				
Indiana	9-10	.900	162	1	0	6-9	.667	82	0	0
Michigan State	6-11	.545	59	0	0	0-0	.000	0	0	0
@Northwestern	6-11	.545	89	1	1	0-0	.000	0	0	0
@Purdue	7-11	.636	72	1	0	DNP				
Iowa	9-12	.750	144	3	0	2-4	.500	40	0	0

INDIVIDUAL DEFENSE

TACKLES (Solo-Assists=Total)

Player	MSU	BSU	CINCY	MICH	OSU	MINN	IND	MSU	NW	PUR	IOWA
Bakken	1-0=1	DNP	DNP	0-0=0	DNP	DNP	0-0=0	DNP	0-0=0	DNP	0-0=0
Bennett	0-0=0	0-0=0	1-0=1	0-0=0	0-1=1	2-1=3	0-0=0	0-0=0	1-0=1	1-1=2	0-1=1
Boese	3-0=3	1-0=1	0-2=2	5-1=6	0-0=0	2-1=3	2-0=2	0-1=1	2-0=2	3-1=4	1-0=1
Bryant	2-1=3	4-3=7	2-3=5	6-2=8	2-2=4	1-1=2	1-1=2	0-2=2	3-2=5	1-1=2	3-1=4
Cannon	DNP	DNP	DNP	DNP	DNP	DNP	DNP	DNP	0-1=1	DNP	0-0=0
Clark	0-0=0	0-1=1	0-0=0	0-0=0	0-0=0	0-0=0	1-0=1	0-1=1	0-0=0	0-1=1	0-0=0
Dayne	0-0=0	1-0=1	0-0=0	0-0=0	0-0=0	0-0=0	0-0=0	0-0=0	0-0=0	0-0=0	0-0=0
Doering	2-1=3	3-2=5	3-1=4	6-3=9	9-2=11	11-2=13	3-3=6	6-4=10	8-6=14	12-5=17	8-2=10
Downing	2-3=5	2-1=3	DNP	DNP	DNP	DNP	1-0=1	1-0=1	0-0=0	0-0=0	0-0=0
Echols	3-1=4	0-0=0	1-0=1	4-1=5	1-1=2	0-0=0	0-0=0	4-0=4	4-1=5	4-2=6	1-0=1
Favret	1-1=2	3-2=5	2-0=2	3-2=5	0-0=0	2-3=5	3-2=5	3-2=5	1-3=4	5-3=8	3-2=5
Fletcher	2-0=2	2-2=4	3-1=4	4-1=5	3-0=3	2-2=4	2-2=4	2-1=3	6-3=9	5-1=6	3-0=3
Ghidorzi	1-4=5	2-1=3	3-4=7	8-4=12	7-2=9	7-4=11	6-4=10	5-2=7	11-9=20	8-7=15	5-4=9
Greisen	1-0=1	0-2=2	1-0=1	0-0=0	1-1=2	0-2=2	1-0=1	0-1=1	0-0=0	0-0=0	0-0=0
Herbert	0-1=1	2-0=2	0-0=0	0-0=0	2-1=3	0-0=0	0-0=0	0-0=0	0-0=0	1-0=1	2-0=2
Janek	0-0=0	0-0=0	DNP	1-1=2	0-1=1	0-0=0	0-2=2	1-0=1	2-0=2	0-1=1	0-0=0
Knight	3-1=4	5-0=5	8-1=9	0-0=0	1-0=1	1-3=4	4-0=4	2-4=6	7-3=10	4-5=9	2-0=2
Kolodziej	1-1=2	1-1=2	0-2=2	0-1=1	3-3=6	6-3=9	5-0=5	1-1=2	2-2=4	0-3=3	1-1=2
Lisowski	DNP	DNP	1-0=1	0-0=0	3-3=6	1-2=3	1-2=3	0-0=0	0-0=0	0-0=0	0-0=0
Mahlik	1-2=3	1-1=2	2-0=2	4-5=9	0-1=1	3-2=5	3-0=3	1-3=4	0-2=2	4-1=5	2-3=5
Marks	0-0=0	0-1=1	0-0=0	0-1=1	0-1=1	0-0=0	0-1=1	0-1=1	0-1=1	1-0=1	0-1=1
McGrew	1-0=1	DNP	DNP	DNP	DNP	DNP	0-0=0	DNP	0-1=1	0-0=0	0-0=0
Myers	1-2=3	2-0=2	7-1=8	4-2=6	3-0=3	3-1=4	1-3=4	2-0=2	5-0=5	10-3=13	1-0=1
S. Mueller	0-1=1	2-1=3	2-1=3	2-1=3	2-2=4	1-0=1	1-1=2	0-0=0	2-0=2	DNP	0-0=0
Pisetsky	0-0=0	0-1=1	0-1=1	0-0=0	0-0=0	0-0=0	0-0=0	0-1=1	0-0=0	0-0=0	0-0=0
Rosga	0-0=0	0-0=0	0-0=0	0-0=0	0-0=0	0-2=2	0-0=0	0-0=0	0-0=0	0-0=0	DNP
Schick	1-0=1	0-0=0	0-0=0	0-0=0	DNP	1-1=2	0-1=1	0-0=0	0-1=1	0-0=0	0-0=0
Simmons	0-0=0	1-0=1	DNP	DNP	DNP	DNP	0-0=0	0-0=0	DNP	DNP	DNP
Smith	0-2=2	DNP	DNP	DNP	DNP	DNP	0-0=0	DNP	DNP	DNP	DNP
Solwold	0-0=0	0-0=0	0-0=0	0-0=0	0-0=0	0-2=2	0-0=0	0-0=0	0-0=0	0-0=0	0-0=0
Sprague	1-0=1	1-2=3	2-3=5	0-2=2	2-1=3	0-1=1	1-0=1	0-0=0	0-1=1	0-1=1	1-4=5
B. Thompson	1-1=2	0-2=2	0-0=0	1-0=1	0-0=0	DNP	0-2=2	0-1=1	DNP	DNP	DNP
D. Thompson	1-4=5	3-1=4	0-1=1	2-8=10	6-2=8	2-0=2	5-5=10	4-6=10	12-8=20	0-1=1	4-4=8
Tucker	DNP	0-0=0	0-0=0	0-0=0	0-0=0	0-0=0	0-0=0	0-0=0	DNP	DNP	1-0=1

TACKLES FOR LOSS (No.-Yards)

Player	MSU	BSU	CINCY	MICH	OSU	MINN	IND	MSU	NW	PUR	IOWA
Bakken	1-3	DNP	DNP	0-0	DNP	DNP	0-0	DNP	0-0	DNP	0-0
Bryant	0-0	3-18	0-0	2-15	1-3	0-0	0-0	0-0	0-0	1-3	0-0
Favret	0-0	0-0	0-0	1-14	0-0	0-0	2-7	0-0	0-0	2-7	1-5
Fletcher	0-0	0-0	0-0	0-0	0-0	1-5	0-0	0-0	1-2	0-0	0-0
Ghidorzi	1-2	0-0	1-2	1-3	2-11	0-0	3-19	1-3	0-0	0-0	0-0
Greisen	0-0	0-0	0-0	0-0	0-0	0-0	1-7	0-0	0-0	0-0	0-0
Herbert	0-0	0-0	0-0	0-0	1-9	0-0	0-0	0-0	0-0	0-0	0-0
Knight	1-1	1-2	2-4	0-0	0-0	1-2	1-8	0-0	1-4	0-0	0-0
Kolodziej	0-0	0-0	0-0	0-0	1-3	0-0	3-11	1-2	1-1	0-0	0-0
Lisowski	DNP	DNP	0-0	0-0	1-6	0-0	0-0	0-0	0-0	0-0	0-0
Mahlik	1-1	1-4	0-0	1-1	0-0	1-3	0-0	0-0	0-0	0-0	0-0
McGrew	1-1	DNP	DNP	DNP	DNP	DNP	0-0	DNP	0-0	0-0	0-0
S. Mueller	0-0	2-4	0-0	0-0	1-2	0-0	0-0	0-0	0-0	DNP	0-0
Myers	0-0	0-0	0-0	0-0	1-3	1-6	0-0	1-8	0-0	0-0	0-0
Sprague	1-5	1-4	0-0	0-0	0-0	0-0	1-3	0-0	0-0	0-0	0-0
B. Thompson	0-0	0-0	0-0	1-1	0-0	DNP	0-0	0-0	DNP	DNP	DNP
D. Thompson	1-2	0-0	0-0	0-0	0-0	2-4	0-0	1-2	1-2	0-0	0-0

RECORDS BROKEN

Wisconsin Team Records

Most average points, season: 35.6 (32.6 in 1993)
Most field goals, game: 4 vs. Michigan State (4, on five occasions)
Most yards total offense, game: 705 vs. Indiana (632 vs. Indiana, 1994)
Highest kickoff return average, season: 24.7 (23.5 in 1962)
Most Big Ten road wins: 4 (3 in 1974, 1993 and 1998)
Most wins vs. ranked teams: 4 (3 in 1954, 1958 and 1994)

Big Ten Records

Yards rushing, career: 6,925 by Ron Dayne, 1996-99 (5,589 by Archie Griffin, Ohio State)
Rushing attempts, career: 1,186 by Ron Dayne, 1996-99 (1,161 by Anthony Thompson, Indiana)
Rushing touchdowns, career: 70 by Ron Dayne, 1996-99 (68 by Anthony Thompson, Indiana)
Touchdowns, career: 70 by Ron Dayne, 1996-99 (68 by Anthony Thompson, Indiana)
Points, career: 420 by Ron Dayne, 1996-99 (412 by Anthony Thompson, Indiana)
Interception returns for TDs, career: 5 by Jamar Fletcher, 1998-99 (4 by Tim Wilbur, Indiana)

Big Ten records include bowls.

NCAA Records

Yards rushing, career: 6,397 by Ron Dayne, 1996-99 (6,279 by Ricky Williams, Texas)
200-yard rushing games, career: 11 by Ron Dayne, 1996-99 (11 by Ricky Williams, Texas and Marcus Allen, USC)

NCAA records do not include bowls.

Wisconsin Player Records

Most yards rushing, career: 6,925 by Ron Dayne, 1996-99 (5,091 by Dayne, 1996-98)
Most rushing attempts, career: 1,186 by Ron Dayne, 1996-99 (883 by Dayne, 1996-98)
Highest average per attempt, career: 5.84 by Ron Dayne, 1996-99 (5.77 by Dayne, 1996-98)
Most rushing touchdowns, career: 70 by Ron Dayne, 1996-99 (51 by Dayne, 1996-98)
Most 100-yard rushing games, career: 32 by Ron Dayne, 1996-99 (23 by Dayne, 1996-98)
Most 200-yard rushing games, career: 13 by Ron Dayne, 1996-99 (9 by Dayne, 1996-98)
Highest average per game, season: 166.7 by Ron Dayne, 1999 (162.2 by Dayne, 1996)
Highest average per game, career: 150.5 by Ron Dayne, 1996-99 (145.5 by Dayne, 1996-98)
Most kicking points, game: 16 by Vitaly Pisetsky vs. Michigan State, 1999 (15 by Rich Thompson vs. Bowling Green, 1992)
Most points, career: 420 by Ron Dayne, 1996-99 (306 by Dayne,

1996-98)

Most touchdowns, career: 70 by Ron Dayne, 1996-99 (51 by Dayne, 1996-98)

Most field goals, game: 4 by Vitaly Pisetsky vs. Michigan State, 1999 (4, on five occasions)

Most total offensive plays, career: 1,186 by Ron Dayne, 1996-99 (1,182 by Darrell Bevell, 1992-95)

Most all-purpose yards, career: 7,229 by Ron Dayne, 1996-99 (5,386 by Dayne, 1996-98)


Most kickoff returns for TD, game: 1 by Nick Davis vs. Ball State, 1999 and Purdue, 1999 (1, many times)

Most kickoff returns for TD, season: 2 by Nick Davis, 1999 (2 by Ira Matthews, 1976)

Most kickoff returns for TD, career: 2 by Nick Davis, 1998-99 (2 by Danny Crooks, 1969-71 and Ira Matthews, 1975-78)

Most interception returns for TD, career: 5 by Jamar Fletcher, 1998-99 (3 by Rob Radcliffe, 1949-50 and Fletcher, 1998)

Most passes defended, game: 6 by Mike Echols vs. Purdue, 1999 (4, on seven occasions)



WISCONSIN RECORD WATCH (INCLUDES BOWLS)

Career records

RUSHING YARDS (Dayne is 1st): Ron Dayne 6,925; Billy Marek 3,709; Brent Moss 3,428

100-YARD RUSHING GAMES (Dayne is 1st): Ron Dayne 32; Brent Moss 19; Alan Ameche 17; Billy Marek 17

RUSHING ATTEMPTS (Dayne is 1st): Ron Dayne 1,186; Billy Marek (1972-75) 719; Alan Ameche (1951-54) 701

RUSHING TOUCHDOWNS (Dayne is 1st): Ron Dayne 70; Billy Marek 44; Brent Moss 34

AVERAGE PER CARRY (Dayne is 1st): Ron Dayne 5.84; Terrell Fletcher 5.56; Billy Marek 5.16

PASSING YARDS (Bollinger is 24th): Jay Macias 1,495; Chuck Burt 1,157; Brooks Bollinger 1,028

RECEIVING YARDS (Chambers is 11th): Mel Reddick 1,320; Michael Jones 1,266; Tom McCauley 1,251; Chris Chambers 1,115

RECEIVING TOUCHDOWNS (Chambers is tied for 6th): Pat Richter 15; Lee DeRamus 15; Michael Jones 12; Chris Chambers 11; David Charles 11

AVERAGE PER CATCH (Chambers is 8th): James Jones 16.2; Al Toon 16.6; Chris Chambers 15.9

TOTAL OFFENSIVE YARDS (Dayne is 2nd): Darrell Bevell 7,477; Ron Dayne 6,925; Mike Samuel 5,750

TOUCHDOWNS RESPONSIBLE FOR (Dayne is 1st): Ron Dayne 70; Darrell Bevell 62; Randy Wright 50

ALL-PURPOSE YARDAGE (Dayne is 1st): Ron Dayne 7,229; Terrell Fletcher 4,322; Billy Marek 3,889

KICKOFF RETURN YARDS (N. Davis is 9th): Chris Davis 784; Michael Morgan 779; Nick Davis 777

KICKOFF RETURN AVERAGE (N. Davis is 2nd): Greg Johnson 24.6; Nick Davis 24.3; Chris Davis 23.8

KICKOFF RETURN TOUCH-DOWNS (N. Davis is T1st): Nick Davis 2; Danny Crooks 2; Ira Matthews 2

PUNT RETURN YARDS (N. Davis is 3rd): Troy Vincent 773; Thad McFadden 753; Nick Davis 676

PUNT RETURNS (N. Davis is 3rd): Thad McFadden 75; Troy Vincent 68; Nick Davis 46

PUNT RETURN AVERAGE (N. Davis is 1st): Nick Davis 14.7; Troy Vincent 11.4; Thad McFadden 10.0

PUNT RETURN TOUCHDOWNS (N. Davis is T2nd): Ira Matthews 4; Nick Davis 3; Troy Vincent 3

PUNTING YARDS (Stemke is 3rd): Scott Cepicky 10,235; Sam Veit 8,016; Kevin Stemke 7,243

PUNTS (Stemke is 5th): Scott Cepicky 249; Sam Veit 209; Brad Brekke 192; David Greenwood 191; Kevin Stemke 168

PUNTING AVERAGE (Stemke is 1st): Kevin Stemke 43.1; Scott Cepicky 41.1; Dick Mileager 40.7

INTERCEPTIONS (Fletcher is T3rd): Neovia Greyer 18; Jeff Messenger 18; Jamar Fletcher 14; Scott Nelson 14

INTERCEPTION RETURN YARDS (Fletcher is 2nd): Neovia Greyer 285; Jamar Fletcher 280; Scott Nelson 261

INTERCEPTION RETURN AVERAGE (Fletcher 3rd): Ed Withers 25.0; Jim Nettles 21.1; Jamar Fletcher 20.0

INTERCEPTION RETURN TOUCHDOWNS (Fletcher 1st): Jamar Fletcher 5; Bob Radcliffe 3

SCORING (Dayne is 1st): Ron Dayne 420; Billy Marek 278; Todd Gregoire 278

TACKLES (Thompson is 11th): Greg Thomas 359; Reggie Holt 344; Donnel Thompson 338

Season records

RUSHING YARDS (Dayne is 2nd): Ron Dayne ('96) 2,109; Ron Dayne ('99) 1,834; Brent Moss ('93) 1,637

PASSING YARDS (Bollinger is 30th): Neil Graff ('69) 1,086; Mike Kalasmiki ('79) 1,082; Rudy Steiner ('72) 1,080; Harold Brandt ('64) 1,059; Jim Haluska ('55) 1,036; Brooks Bollinger ('99) 1,028

PASS EFFICIENCY RATING (Bollinger is 2nd): Darrell Bevell ('93) 55.2; Brooks Bollinger ('99) 145.8; Darrell Bevell ('95) 137.8

RECEIVING YARDS (Chambers is 25th): David Charles ('78) 573; Chris Chambers ('98) 563; Tony Simmons ('97) 553; James Jones ('64) 529; Jeff Mack ('72) 528; Tom McCauley ('67) 525; Mel Reddick ('67) 524; J.C. Dawkins ('93) 512; Tony Simmons ('95) 504; Chris Chambers ('99) 502

TOTAL OFFENSIVE YARDS (Dayne is 10th): Ron Dayne ('96) 2,109; Mike Samuel ('96) 1,907; Ron Vander Kelen ('62) 1,839; Ron Dayne ('99) 1,834

ALL-PURPOSE YARDS (Dayne is 3rd): Ron Dayne ('96) 2,242; Terrell Fletcher ('94) 1,977; Ron Dayne ('99) 1,843


INTERCEPTIONS (Fletcher is T2nd): Neovia Greyer ('70) 9; six players tied with 7 (MR: Jamar Fletcher, 1999)

INTERCEPTION RETURN YARDS (Fletcher is T4th): David Greenwood ('81) 156; Jamar Fletcher ('98) 145; Scott Erdmann ('76) 143; Bob Radcliffe ('49) 135; Jamar Fletcher ('99) 135


POINTS (Dayne is T2nd & Pisetsky is 8th): Ron Dayne ('96) 126; Billy Marek ('74) 114; Ron Dayne ('99) 114; Matt Davenport ('98) 99; Brent Moss ('93) 96; Ron Dayne ('97) 90; Ron Dayne ('98) 90; Vitaly Pisetsky ('99) 89

PASSES BROKEN UP (Echols is T5th): Troy Vincent ('91) 13; Ken Dixon ('76) 12; LaMar Campbell ('96) 12; Jamar Fletcher ('98) 12; Steve Wagner ('74) 11; Jason Suttle ('95) 11; Mike Echols ('99) 11

STATISTICALLY SPEAKING



Fullback Chad Kuhns scored all three of his TDs from the "Red Zone" in 1999.



Tim Rosga has been one of the most valuable special teams player in school history as a holder, returner and kick blocker.

Inside the "Red Zone"

SEASON TOTAL

Team	No.	TDs	FGs	Score	TO	Dwn.	Half	Punt	FGA
Wisconsin	50	33	10	43	2	1	1	0	1
Opponents	25	10	4	14	6	2	0	0	3

BY GAME

Team	No.	TDs	FGs	Score	TO	Dwn.	Half	Punt	FGA
Murray State	6	6	0	6	0	0	0	0	0
Ball State	6	3	1	4	1	0	0	0	1
at Cincinnati	4	1	1	2	1	1	0	0	0
Michigan	2	1	1	2	0	0	0	0	0
at Ohio State	7	5	2	7	0	0	0	0	0
at Minnesota	3	1	2	3	0	0	0	0	0
Indiana	7	5	1	6	0	1	0	0	0
Michigan St.	5	3	2	5	0	0	0	0	0
at Northwestern	2	2	0	2	0	0	0	0	0
at Purdue	1	1	0	1	0	0	0	0	0
Iowa	7	5	0	5	0	1	1	0	0

Goal-to-go Situations

Team	No.	Scores	TD	FG	Pct.	Pts.	Avg
Wisconsin	26	24	20	4	.923	132	5.07
Opponents	12	8	6	2	.667	40	3.33

Kick Scoring (Vitaly Pisetsky)

Year	Points	PATs	Field Goals				Total
			0-29	30-39	40-49	50+	
1999	89	44-46	6-7	4-4	4-5	1-2	15-18

PISETSKY FIELD GOALS

Overall: 15-18

Home: 8-10

Away: 7-8

Grass: 3-4

Artificial Turf: 12-14

1999 Field Goals: Murray State 47; Ball State 25G, 27, 53G; Cincinnati 45G, 20G; Michigan 32G; Ohio State 42G, 25G, 27G; Minnesota 36G, 31G; Indiana 27G; Michigan State 42G, 49G, 32G, 23G; Purdue 54

Note: Pisetsky's 31-yard field goal in overtime won the Minnesota game. It was the first overtime kick in Wisconsin history.

Barry Alvarez' Wisconsin Record ...


in Camp Randall Stadium: 40-18-3
 in road/neutral sites: 29-26-1
 on artificial turf: 54-32-3
 on natural grass: 15-12-1
 in day games: 60-41-4
 in night games: 9-3
 on ABC: 8-10-1
 on ESPN: 18-7
 on ESPN2: 8-3
 vs. ranked teams: 14-19-1
 when UW is ranked higher: 29-4-1
 when UW is ranked lower: 8-19-1
 in games decided by < 4 points: 11-6-4
 when UW scores first: 55-13-2
 when opponent scores first: 14-30-2
 when leading after 1 quarter: 45-8-1
 when leading at halftime: 55-6
 when leading after 3 quarters: 58-5-3
 when UW outrushes opponent: 60-12-4
 when UW is outrushed: 9-32
 when UW has >= 50 rushes: 39-3
 when UW has < 49 rushes: 30-41-4
 when UW outpasses opponent: 27-15-1
 when UW is outpassed: 42-29-3
 when UW has >= 25 passes: 18-33-3
 when UW has < 24 passes: 51-11-1
 when UW has more total offense: 49-9-2
 when UW has less total offense: 20-35-2
 when UW has fewer turnovers: 43-15-1
 when UW has more turnovers: 11-20-1
 when equal turnovers: 15-9-2
 when UW has > possession time: 51-15-3
 when UW has < possession time: 18-29-1
 when UW scores > 20 points: 58-8-2
 when UW scores <= 20 points: 11-36-2
 when UW allows > 20 points: 14-37-2
 when UW allows <= 20 points: 55-7-2
 when UW has 100-yard rusher: 56-13-4
 when UW has 200-yard passer: 16-8-1
 when UW rushes for > 300 yds: 18-1
 when UW rushes for 250-299 yds: 13-1-1
 when UW rushes for 200-249 yds: 8-1-2
 when opp. rushes for < 100 yds: 21-3-2
 when opp. rushes for 101-125 yds: 19-2
 in August/September: 27-9-1
 in October: 21-19-1
 in November: 16-15-2
 in December/January: 5-1

ALVAREZ' COACHING RECORD


As Wisconsin Head Coach: 69-44-4
 As Notre Dame Assistant: 32-5
 As Iowa Assistant: 61-31-1

Career Starts for Current Badgers

Player	Total	Consec.
Chris McIntosh, LT	49	49
Ron Dayne, TB	42	22
Bill Ferrario, LG	36	36
Dave Costa, RG	35	23
Casey Rabach, C	34	16
John Favret, Rush	34	6
Donnel Thompson, LB	33	1
Ross Kolodziej, LE	31	16
Jason Doering, FS	25	25
Bobby Myers, SS	25	11
Mike Echols, CB	22	22
Jamar Fletcher, CB	21	21
Eric Mahlik, NT	21	18
Chris Chambers, SE	21	8
Ahmad Merritt, FL	21	0
Chris Ghidorzi, LB	20	13
Chris Janek, NT	17	0
Dague Retzlaff, TE	15	0
Wendell Bryant, End	12	0
Mark Tauscher, RT	11	11
Roger Knight, LB	10	4
Nick Davis, FL	8	4
Brooks Bollinger, QB	7	7
Chad Kuhns, FB	7	0
John Sigmund, TE	5	0
Dan Lisowski, OLB	4	0
Scott Kavanagh, QB	4	0
Jake Sprague, LE	3	1
Lee Evans, FL	2	2
Demetrius Brown, SE	2	1
Joey Boese, CB	2	0
Eddie Faulkner, TB	2	0
Rob Roell, RG/C	2	0
Mark Anelli, TE	2	0
Sam Mueller, Rush	1	0
Bryson Thompson, OLB	1	0



Michael Bennett burst onto the scene with a 114-yard rushing effort against Indiana. His 73-yard touchdown run vs. the Hoosiers was the Badgers longest run of the year.




Tight end John Sigmund started five times in 1999 before an ankle injury sidelined him at midseason.


SCORING DRIVES

Team	Plays	Yards	Quarter	Time	Result
Murray State	8	60	1st	3:38	Ron Dayne 3 run (Pisetsky kick)
"	2	15	1st	0:49	Ron Dayne 15 run (Pisetsky kick)
"	13	80	1st	7:01	Matt Unertl 2 run (Pisetsky kick)
"	0	0	2nd	0:00	Nick Davis 76 punt return (Pisetsky kick)
"	10	72	2nd	5:21	Ron Dayne 14 run (Pisetsky kick)
"	7	78	2nd	1:35	Eddie Faulkner 6 run (Pisetsky kick)
"	3	31	3rd	1:21	Marcus Carpenter 6 pass from Brooks Bollinger (Pisetsky kick)
Ball State	14	70	1st	6:28	Vitaly Pisetsky FG 25
"	2	-20	1st	0:46	Safety, Eric Mahlik tackle in end zone
"	0	0	1st	0:00	Nick Davis 77 kickoff return (Pisetsky kick)
"	0	0	2nd	0:00	Chris Ghidorzi 25 interception return (Pisetsky kick)
"	6	27	2nd	1:41	Vitaly Pisetsky FG 53
"	8	65	3rd	2:16	Chad Kuhns 7 pass from Scott Kavanagh (Pisetsky kick)
"	11	79	3rd	4:46	Ron Dayne 2 run (Pisetsky kick)
"	2	65	4th	0:20	Lee Evans 64 pass from Scott Kavanagh (Pisetsky kick)
"	8	45	4th	3:37	Michael Bennett 2 run (Pisetsky kick)
Cincinnati	11	52	1st	5:43	Vitaly Pisetsky FG 45
"	13	77	2nd	6:46	Vitaly Pisetsky FG 20
"	11	96	3rd	4:44	Ron Dayne 18 run (Pisetsky kick)
Michigan	8	46	2nd	3:35	Vitaly Pisetsky FG 32
"	6	70	2nd	2:33	Ron Dayne 34 run (kick failed)
"	10	80	4th	1:57	Brooks Bollinger 13 run (Pisetsky kick)
Ohio State	12	47	2nd	5:18	Vitaly Pisetsky FG 42
"	17	78	2nd	2:46	Vitaly Pisetsky FG 25
"	2	14	3rd	0:29	Ron Dayne 3 run (Pisetsky kick)
"	6	44	3rd	2:10	Ron Dayne 11 run (Pisetsky kick)
"	16	73	4th	7:32	Vitaly Pisetsky FG 27
"	10	65	4th	4:00	Ron Dayne 1 run (Pisetsky kick)
"	6	61	4th	3:23	Eddie Faulkner 1 run (Pisetsky kick)
"	1	2	4th	0:03	Ron Dayne 2 run (Pisetsky kick)
Minnesota	8	76	2nd	3:35	Ron Dayne 3 run (Pisetsky kick)
"	1	81	2nd	0:10	Nick Davis 81 pass from Brooks Bollinger (Pisetsky kick)
"	11	48	4th	4:24	Vitaly Pisetsky FG 36
"	5	12	OT	—	Vitaly Pisetsky FG 31
Indiana	8	80	1st	3:37	Chris Chambers 30 pass from Brooks Bollinger (Pisetsky kick)
"	7	67	1st	3:19	Ron Dayne 3 run (Pisetsky kick)
"	7	46	2nd	3:08	Brooks Bollinger 6 run (Pisetsky kick)
"	7	45	2nd	3:26	Vitaly Pisetsky FG 27
"	2	74	2nd	0:35	Chad Kuhns 5 run (Pisetsky kick)
"	4	64	2nd	2:10	Ron Dayne 57 run (Pisetsky kick)
"	4	85	3rd	1:19	Michael Bennett 73 run (Pisetsky kick)
"	11	98	3rd	5:22	Michael Bennett 18 run (Pisetsky kick)
"	8	50	4th	3:47	Marcus Carpenter 4 run (Pisetsky kick)
Michigan St.	4	87	1st	1:28	Ron Dayne 51 run (Pisetsky kick)
"	4	7	1st	1:35	Vitaly Pisetsky FG 42
"	7	25	1st	3:49	Vitaly Pisetsky FG 49
"	6	42	2nd	2:19	Ron Dayne 15 run (Pisetsky kick)
"	4	5	2nd	2:00	Vitaly Pisetsky FG 32
"	14	65	3rd	6:56	Brooks Bollinger 1 run (Pisetsky kick)
"	13	41	4th	6:55	Vitaly Pisetsky FG 23
"	5	16	4th	2:27	Michael Bennett 1 run (Pisetsky kick)


Wisconsin's Big Ten award winners in 1999



Brooks Bollinger, who led Wisconsin to a 7-0 record as the starting QB, became the Badgers' second Big Ten Freshman of the Year in four seasons (Dayne is the other).



Senior Ron Dayne, the league's all-time leading rusher and scorer, earned Big Ten Conference Offensive Player of the Year honors by the coaches and media.



Left tackle Chris McIntosh joined Jeff Dellenbach (1984) as the only Badgers in school history to be named league Offensive Lineman of the Year.

Team	Plays	Yards	Quarter	Time	Result
Northwestern	14	75	1st	6:16	Brooks Bollinger 5 run (Pisetsky kick)
"	3	36	1st	0:19	Ron Dayne 24 run (Pisetsky kick)
"	0	0	3rd	0:00	Jamar Fletcher 93 interception return (Pisetsky kick)
"	9	60	4th	4:57	Ron Dayne 5 run (Pisetsky kick)
"	5	43	4th	2:16	Chris Chambers 27 pass from Brooks Bollinger (Pisetsky kick)
Purdue	8	37	2nd	4:37	Dague Retzlaff 3 pass from Brooks Bollinger (Pisetsky kick)
"	0	0	2nd	0:00	Nick Davis 91 kickoff return (Pisetsky kick)
"	8	80	4th	3:09	Ron Dayne 41 run (Pisetsky kick)
"	0	0	4th	0:00	Jamar Fletcher 34 interception return (Pisetsky kick)
Iowa	8	80	1st	3:51	Chad Kuhns 4 pass (Pisetsky kick)
"	6	73	1st	2:38	Ron Dayne 1 run (kick failed)
"	6	78	2nd	3:35	Chris Chambers 24 pass from Brooks Bollinger (Pisetsky kick)
"	8	83	2nd	3:22	Chris Chambers 16 pass from Brooks Bollinger (Pisetsky kick)
"	8	44	3rd	3:42	Brooks Bollinger 2 run (Pisetsky kick)

STATISTICALLY SPEAKING

Big-play Badgers

Plays of at least 20 yards in 1999

Mark Anelli (1): 24 pass

Michael Bennett (3): 21 run, 29 reception, 73 run

Brooks Bollinger (4): 32 run, 21 run, 31 run, 21 run

Demetrius Brown (2): 23 reception, 29 reception

Chris Chambers (7): 20 reception, 40 reception, 30 reception, 27 reception, 29 reception, 33 reception, 24 reception

Nick Davis (13): 76 punt return, 40 kickoff return, 77 kickoff return, 33 punt return, 21 reception, 44 reception, 33 reception, 81 reception, 35 reception, 35 kickoff return, 91 kickoff return, 20 punt return, 21 kickoff return

Ron Dayne (14): 26 run, 29 run, 26 run, 34 run, 46 run, 69 run, 57 run, 51 run, 24 run, 26 run, 41 run, 37 run, 31 run, 38 run

Lee Evans (1): 64 reception

Eddie Faulkner (1): 20 run

Jamar Fletcher (2): 93 interception return, 34 interception return

Chris Ghidorzi (1): 25 interception return

Chad Kuhns (4): 26 run, 29 reception, 21 reception, 21 reception

Ahmad Merritt (1): 41 reception

Bobby Myers (1): 48 interception return

Matt Unertl (1): 23 run

Conroy Whyte (1): 44 kickoff return

All-Time Record

Wisconsin's 109-year mark ...

in all games: 526-422-53

in Big Ten games: 276-322-41

in bowl games: 5-6

at home: 354-186-30

on the road: 150-219-22

in neutral sites: 22-17-1

when scoring >40 points: 100-0

when scoring >30 points: 202-5

when allowing <7 points: 331-31-33

when allowing <14 points: 436-88-42

when UW is ranked higher than foe: 77-23-3

when UW is ranked lower than foe: 34-128-7

in the decade of the 1990s: 69-44-4

as an A.P. Top 10 team: 40-15-1

as an A.P. Top 25 team: 89-47-5

with a 100-yard rusher: 132-59-8

with a 150-yard rusher: 54-6-3

with a 200-yard rusher: 21-3-1

with two 100-yard rushers: 22-2-2

with a 200-yard passer: 35-32-2

with a 300-yard passer: 3-6

Long Plays

RUSH

73 Michael Bennett vs. Indiana

69 Ron Dayne vs. Indiana

PASS

81 Brooks Bollinger vs. Minnesota

RECEPTION

81 Nick Davis vs. Minnesota

PUNT RETURN

76 Nick Davis vs. Murray State

KICKOFF RETURN

91 Nick Davis vs. Purdue

INTERCEPTION RETURN


93 Jamar Fletcher vs. Northwestern

PUNT

86 Kevin Stemke vs. Michigan State

FIELD GOAL

53 Vitaly Pisetsky vs. Ball State



Chris Ghidorzi's 25-yard interception return for a score vs. Ball State was one of three defensive scores in '99.

Opponent Field Position After Kickoffs

Starting Position after Kickoffs	21.0
Opponent Drives Started	74
Cumulative Starting Yardlines	1,551
Times Opp. Started at/inside 20	56

Non-offensive Scores

Kickoff Returns

91 Nick Davis vs. Purdue

77 Nick Davis vs. Ball State

Punt Returns

76 Nick Davis vs. Murray State

Defense

93 Jamar Fletcher int. ret. vs. N'western

34 Jamar Fletcher int. ret. vs. Purdue

25 Chris Ghidorzi int. ret. vs. Ball State

HONORS & AWARDS

Heisman Trophy winner
Ron Dayne

Maxwell Award winner
Ron Dayne

Doak Walker Award winner
Ron Dayne

Outland Trophy finalist
Chris McIntosh

Lou Groza Award finalist
Vitaly Pisetsky

Mosi Tatupu Award finalist
Vitaly Pisetsky

Associated Press Player of the Year
Ron Dayne

Walter Camp Player of the Year
Ron Dayne

Football News Player of the Year
Ron Dayne

The Sporting News Player of the Year
Ron Dayne

Walter Camp All-American
Ron Dayne, first-team
Chris McIntosh, first-team
Jamar Fletcher, second-team

Walter Camp Connecticut College Player of the Year
Bobby Myers

AFCA All-American (coaches)
Ron Dayne, first-team
Chris McIntosh, first-team

FWAA All-American (writers)
Ron Dayne
Chris McIntosh

Football News All-American
Ron Dayne
Jamar Fletcher
Chris McIntosh

The Sporting News All-American
Nick Davis, third-team
Ron Dayne, first-team
Jamar Fletcher, first-team
Chris McIntosh, first-team

The Sporting News Freshman All-American
Brooks Bollinger, second-team

CNN/SI.com All-American
Ron Dayne
Jamar Fletcher
Chris McIntosh

CBS Sportsline All-American
Ron Dayne, first-team
Jamar Fletcher, second-team
Chris McIntosh, first-team
Casey Rabach, second-team

collegefootballnews.com All-American
Ron Dayne, first-team
Jamar Fletcher, first-team
Chris McIntosh, first-team

Chicago Tribune Silver Football winner (Big Ten Most Valuable Player)
Ron Dayne

All-Big Ten (coaches)
Wendell Bryant, first-team
Chris Chambers, honorable mention
Ron Dayne, first-team
Jason Doering, honorable mention
Mike Echols, honorable mention
Bill Ferrario, first-team
Jamar Fletcher, first-team
Chris Ghidorzi, honorable mention
Chris McIntosh, first-team
Eric Mahlik, honorable mention
Bobby Myers, honorable mention
Vitaly Pisetsky, first-team
Casey Rabach, second-team
Kevin Stemke, honorable mention

All-Big Ten (media)
Wendell Bryant, second-team
Chris Chambers, honorable mention
Ron Dayne, first-team
Jason Doering, honorable mention
Mike Echols, honorable mention
Bill Ferrario, first-team
Jamar Fletcher, first-team
Chris Ghidorzi, honorable mention
Chris McIntosh, first-team
Eric Mahlik, honorable mention
Bobby Myers, honorable mention
Vitaly Pisetsky, first-team
Casey Rabach, first-team
Kevin Stemke, honorable mention

Big Ten Offensive Player of the Year
Ron Dayne, media & coaches

Big Ten Offensive Lineman of the Year
Chris McIntosh, coaches

Big Ten Freshman of the Year
Brooks Bollinger, media & coaches

Media Notations

ABC's Obscurity Award finalist
(unrecognized star)
Jamar Fletcher

ABC's "Never Say Die" Award finalist
(for perseverance)
Barry Alvarez

Kirk Herbstreit, ESPN GameDay's
Coach of the Year
Barry Alvarez

Lee Corso, ESPN GameDay's
"Coaching Move of the Year"
Barry Alvarez for starting Brooks
Bollinger at quarterback

Beano Cook, ESPN Radio's
Player of the Year
Ron Dayne

Big Ten Players of the Week
Nick Davis vs. Ball State (offense)
Ron Dayne vs. Cincinnati (offense)
Ron Dayne vs. Michigan State (offense)
Ron Dayne vs. Purdue (offense)
Ron Dayne vs. Iowa (offense)
Jamar Fletcher vs. Purdue (defense)
Chris Ghidorzi vs. Indiana (defense)
Vitaly Pisetsky vs. Ohio St. (special teams)
Vitaly Pisetsky vs. Minnesota (spec. teams)

efollett.com Lineman of the Week
Chris McIntosh vs. Indiana

USA Today Player of the Week
Ron Dayne vs. Iowa

Home Depot College Football Coach of the Decade finalist
Barry Alvarez

Academic all-Big Ten
Joey Boese, David Braun, Wendell Bryant,
Chris Ghidorzi, Chad Kuhns, Sam
Mueller, Dague Retzlaff, Rob Roell, Jason
Schick, Mark Tauscher

Hula Bowl
Ron Dayne
Chris Ghidorzi
Chris McIntosh
Donnel Thompson

BIG TEN CONFERENCE

Final 1999 Big Ten Standings

Team	Big Ten			Overall		
	Won	Lost	Pct.	Won	Lost	Pct.
Wisconsin	7	1	.875	9	2	.818
Michigan State	6	2	.750	9	2	.818
Michigan	6	2	.750	9	2	.818
Penn State	5	3	.625	9	3	.750
Minnesota	5	3	.625	8	3	.727
Illinois	4	4	.500	7	4	.636
Purdue	4	4	.500	7	4	.636
Ohio State	3	5	.375	6	6	.500
Indiana	3	5	.375	4	7	.364
Northwestern	1	7	.143	3	8	.273
Iowa	0	8	.000	1	10	.091

Honors & Awards

Media

Offensive Player of the Year: Ron Dayne, Wisconsin
 Defensive Player of the Year: Courtney Brown, Penn State
 Freshman of the Year: Brooks Bollinger, Wisconsin
 Coach of the Year: Glen Mason, Minnesota

Coaches

Offensive Player of the Year: Ron Dayne, Wisconsin
 Offensive Lineman of the Year: Chris McIntosh, Wisconsin
 Defensive Player of the Year: Courtney Brown, Penn State
 Defensive Lineman of the Year: Courtney Brown, Penn State
 Freshman of the Year: Brooks Bollinger, Wisconsin

Media All-Big Ten Team

Pos.	First Team	Second Team
QB	Drew Brees, Pur.	Antwaan Randle El, Ind.
RB	Ron Dayne, Wis.	Damien Anderson, North.
RB	Thomas Hamner, Minn.	Anthony Thomas, Mich.
C	Casey Rabach, Wis.	Ben Hamilton, Minn.
G	Bill Ferrario, Wis.	Eric Cole, Penn St.
G	Steve Hutchinson, Mich.	Shaun Mason, Mich. St.
T	Jeff Backus, Mich.	Matt Light, Pur.
T	Chris McIntosh, Wis.	Kareem McKenzie, Penn St.
TE	Tim Stratton, Pur.	Chris Baker, Mich. St.
WR	Plaxico Burress, Mich. St.	Marcus Knight, Mich.
WR	Chris Daniels, Pur.	David Terrell, Mich.
K	Vitaly Pisetsky, Wis.	Paul Edinger, Mich. St.

Pos.	First Team	Second Team
DL	Courtney Brown, Penn St.	Akin Ayodele, Pur.
DL	Rob Renes, Mich.	Wendell Bryant, Wis.
DL	Karon Riley, Minn.	Dwayne Missouri, North.
DL	Robaire Smith, Mich. St.	John Schlecht, Minn.
LB	Lavar Arrington, Penn St.	Kevin Bentley, North.
LB	Julian Peterson, Mich. St.	Na'il Diggs, Ohio St.
LB	Brandon Short, Penn St.	Ian Gold, Mich.
DB	Tyrone Carter, Minn.	Adrian Beasley, Pur.
DB	Jamar Fletcher, Wis.	Matt Bowen, Iowa
DB	Ahmed Plummer, Ohio St.	David Macklin, Penn St.
DB	Amp Campbell, Mich. St.	Aric Morris, Mich. St.
P	Drew Hagan, Ind.	Craig Jarrett, Mich. St.

Honorable Mention Badgers: Chris Chambers, Jason Doering, Mike Echols, Chris Ghidorzi, Eric Mahlik, Bobby Myers, Kevin Stemke

Coaches All-Big Ten Team

Pos.	First Team	Second Team
QB	Drew Brees, Pur.	Antwaan Randle El, Ind.
RB	Ron Dayne, Wis.	Ladell Betts, Iowa
RB	Thomas Hamner, Minn.	Anthony Thomas, Mich.
C	Ben Hamilton, Minn.	Casey Rabach, Wis.
G	Bill Ferrario, Wis.	Shaun Mason, Mich. St.
G	Steve Hutchinson, Mich.	Ray Redziniak, Ill.
T	Chris McIntosh, Wis.	Jeff Backus, Mich.
T	Kareem McKenzie, Penn St.	Marques Sullivan, Ill.
TE	Tim Stratton, Pur.	Chris Baker, Mich. St.
WR	Plaxico Burress, Mich. St.	Chris Daniels, Pur.
WR	David Terrell, Mich.	Chafie Fields, Penn St.
K	Vitaly Pisetsky, Wis.	Paul Edinger, Mich. St.

Pos.	First Team	Second Team
DL	Courtney Brown, Penn St.	Dwayne Missouri, North.
DL	Wendell Bryant, Wis.	David Nugent, Pur.
DL	Rob Renes, Mich.	Adewale Ogunleye, Ind.
DL	Robaire Smith, Mich. St.	Karon Riley, Minn.
LB	Lavar Arrington, Penn St.	John Schlecht, Minn.
LB	Ian Gold, Mich.	Na'il Diggs, Ohio St.
LB	Brandon Short, Penn St.	Dhani Jones, Mich.
LB	Tyrone Carter, Minn.	Julian Peterson, Mich. St.
DB	Jamar Fletcher, Wis.	Willie Middlebrooks, Minn.
DB	Tommy Hendricks, Mich.	Aric Morris, Mich. St.
DB	Amp Campbell, Mich. St.	Ahmed Plummer, Ohio St.
P	Craig Jarrett, Mich. St.	David Macklin, Penn St.
		Drew Hagan, Ind.

Honorable Mention Badgers: Chris Chambers, Jason Doering, Mike Echols, Chris Ghidorzi, Eric Mahlik, Bobby Myers, Kevin Stemke

BIG TEN TEAM STATISTICS

Total offense

School	YPG
Purdue	456.4
Wisconsin	423.0
Penn State	417.3
Minnesota	415.4
Indiana	405.9
Illinois	388.7
Michigan	384.8
Michigan State	365.3
Ohio State	347.7
Iowa	300.3
Northwestern	284.6

Total defense

School	YPG
Michigan State	299.0
Wisconsin	301.6
Minnesota	313.7
Penn State	320.4
Michigan	335.5
Ohio State	362.3
Purdue	363.6
Northwestern	388.0
Illinois	388.5
Indiana	430.1
Iowa	463.4

Rushing offense

School	YPG
Wisconsin	277.9
Minnesota	239.1
Indiana	191.4
Penn State	186.0
Ohio State	166.5
Illinois	159.7
Michigan State	146.8
Northwestern	141.4
Michigan	129.5
Purdue	128.4
Iowa	93.5

Rushing defense

School	YPG
Michigan State	77.0
Michigan	115.1
Penn State	116.6
Wisconsin	120.4
Purdue	137.8
Minnesota	138.7
Ohio State	159.7
Illinois	169.3
Northwestern	187.6
Indiana	211.1
Iowa	245.3

Pass efficiency offense

School	Points
Penn State	136.9
Indiana	136.1
Wisconsin	134.7
Michigan	131.2
Michigan State	130.2
Purdue	130.1
Minnesota	126.6
Illinois	125.5
Ohio State	113.9
Iowa	105.0
Northwestern	83.2

Pass efficiency defense


School	Points
Wisconsin	96.3
Minnesota	99.3
Penn State	110.6
Illinois	112.3
Michigan State	112.4
Northwestern	113.4
Michigan	122.3
Ohio State	123.1
Purdue	124.7
Indiana	132.6
Iowa	146.1

Scoring offense

School	PPG
Wisconsin	35.6
Penn State	32.8
Purdue	32.6
Minnesota	31.6
Michigan State	31.0
Illinois	29.5
Michigan	29.5
Indiana	26.5
Ohio State	23.8
Iowa	14.7
Northwestern	12.8

Scoring defense

School	PPG
Wisconsin	13.2
Minnesota	15.6
Michigan State	19.2
Michigan	19.4
Penn State	19.5
Illinois	22.9
Ohio State	23.9
Purdue	25.2
Northwestern	27.4
Iowa	31.5
Indiana	35.1



Junior Roger Knight is a key member of the UW defense which led the Big Ten in scoring and pass efficiency in 1999.

Kickoff returns

School	Avg.
Wisconsin	26.6
Penn State	21.2
Iowa	20.6
Northwestern	19.9
Michigan	19.7
Indiana	18.7
Ohio State	18.3
Purdue	17.1
Michigan State	16.9
Minnesota	16.5
Illinois	16.3

Net punting

School	Avg.
Michigan State	40.2
Wisconsin	39.3
Minnesota	37.7
Purdue	37.7
Iowa	37.6
Illinois	36.1
Northwestern	35.5
Ohio State	35.4
Indiana	35.4
Penn State	43.7
Michigan	33.7

Punt returns

School	Avg.
Purdue	14.9
Minnesota	13.8
Wisconsin	12.4
Michigan State	12.2
Illinois	11.0
Penn State	10.1
Iowa	9.5
Ohio State	9.3
Indiana	8.3
Northwestern	8.2
Michigan	8.1

Turnover margin

School	Margin
Illinois	+1.18
Wisconsin	+1.00
Michigan	+0.91
Purdue	+0.09
Indiana	+0.09
Minnesota	+0.00
Penn State	-0.17
Michigan State	-0.18
Iowa	-0.36
Northwestern	-0.64
Ohio State	-0.67

BIG TEN INDIVIDUAL STATISTICS

Rushing

Player	Att.	Yards	Avg.	TD	YPG
Ron Dayne, Wis.	303	1,834	6.1	19	166.7
Thomas Hamner, Minn.	288	1,362	4.7	10	123.8
Anthony Thomas, Mich.	283	1,257	4.4	16	114.3
Damien Anderson, North.	306	1,128	3.7	3	102.5
Michael Wiley, Ohio St.	183	952	5.2	10	79.3
Ladell Betts, Iowa	189	857	4.5	5	77.9
Lloyd Clemons, Mich. St.	171	854	5.0	0	77.6
Levron Williams, Ind.	118	817	6.9	4	74.3
Billy Cockerham, Minn.	156	805	5.2	10	73.2
Antwaan Randle El, Ind.	224	788	3.5	13	71.6

Pass efficiency

Player	PA	PC	Pct.	Yards	Eff.
Rashard Casey, Penn St.	94	59	.628	856	153.9
Brooks Bollinger, Wis.	126	75	.595	1,028	145.8
Tom Brady, Mich.	295	180	.610	2,217	138.0
Antwaan Randle El, Ind.	279	150	.538	2,277	137.4
Kevin Thompson, Penn St.	242	133	.550	1,916	131.8
Drew Brees, Pur.	494	301	.609	3,531	130.5
Billy Cockerham, Minn.	239	128	.536	1,834	127.9
Kurt Kittner, Ill.	372	202	.543	2,448	126.9
Bill Burke, Mich. St.	277	152	.549	1,957	122.9
Steve Bellisari, Ohio St.	224	101	.451	1,616	115.3

Total offense

Player	Plays	Rush.	Pass.	Total	YPG
Drew Brees, Pur.	564	181	3,531	3,712	337.5
Antwaan Randle El, Ind.	503	788	2,277	3,065	278.6
Billy Cockerham, Minn.	395	805	1,834	2,639	239.9
Kurt Kittner, Ill.	435	72	2,448	2,520	229.1
Tom Brady, Mich.	329	-31	2,217	2,186	198.7
Scott Muller, Iowa	274	114	1,415	1,529	169.9
Ron Dayne, Wis.	303	1,834	0	1,834	166.7
Bill Burke, Mich. St.	321	-161	1,957	1,796	163.3
Steve Bellisari, Ohio St.	340	332	1,616	1,948	162.3
Kevin Thompson, Penn St.	274	7	1,916	1,923	160.3

Receiving

Player	Rec.	Yards	Avg.	TD	YPG
Chris Daniels, Pur.	109	1,133	10.4	5	103.0
Plaxico Burress, Mich. St.	53	957	18.1	6	87.0
David Terrell, Mich.	61	888	14.6	4	80.7
Marcus Knight, Mich.	36	766	21.3	6	69.6
Ken-Yon Rambo, Ohio St.	41	833	20.3	6	69.4
Kevin Kasper, Iowa	60	664	11.1	3	66.4
Vinny Sutherland, Pur.	35	640	18.3	6	58.7
Chafie Fields, Penn St.	39	692	17.7	5	57.7
Versie Gaddis, Indiana	35	633	18.1	3	57.5
Randall Lane, Pur.	47	630	13.4	5	57.3

Scoring

Player	TD	PAT	FG	Pts.	PPG
Ron Dayne, Wis.	19	0	0	114	10.4
Neil Rackers, Ill.	1	35	20	101	9.2
Travis Forney, Penn St.	0	44	21	107	8.9
Anthony Thomas, Mich.	16	0	0	96	8.7
Paul Edinger, Mich. St.	0	38	18	92	8.4
Travis Dorsch, Pur.	0	37	18	91	8.3
Dan Nystrom, Minn.	0	39	17	90	8.2
Vitaly Pisetsky, Wis.	0	44	15	89	8.1
Thomas Hamner, Minn.	13	0	0	78	7.1
Antwaan Randle El, Ind.	13	0	0	78	7.1

All-purpose yardage

Player	Rush.	Rec.	Ret.	Total	YPG
Ron Dayne, Wis.	1,834	9	0	1,843	167.5
Thomas Hamner, Minn.	1,362	298	0	1,660	150.9
Anthony Thomas, Mich.	1,257	166	216	1,639	149.0
Ken-Yon Rambo, Ohio St.	34	833	673	1,540	128.3
Damien Anderson, North.	1,128	184	0	1,312	119.3
Gari Scott, Mich. St.	-8	473	612	1,077	107.7
Levron Williams, Ind.	817	360	0	1,177	107.0
Chris Daniels, Pur.	-1	1,133	0	1,132	102.9
Michael Wiley, Ohio St.	952	153	114	1,219	101.6
Derin Graham, Ind.	0	405	664	1,069	97.2

Punt returns


Player	Ret.	Yards	Avg.	TD
Vinny Sutherland, Pur.	17	295	17.4	2
Nick Davis, Wis.	18	249	13.8	1
Gari Scott, Mich. St.	36	475	13.2	1
Tyrone Carter, Minn.	30	356	11.9	0
Bruce Branch, Penn St.	44	464	10.5	2
DiAello Johnson, Mich.	20	219	10.9	0
Eugene Wilson, Ill.	29	297	10.2	1
Nate Clements, Ohio St.	18	175	9.7	0
Derin Graham, Ind.	14	116	8.3	0
Chris Oliver, Iowa	18	147	8.2	0

Kickoff returns

Player	Ret.	Yards	Avg.	TD
Nick Davis, Wis.	15	394	26.3	2
Kenny Watson, Penn St.	22	522	23.7	0
Tim Dodge, Iowa	26	582	22.4	0
Derin Graham, Ind.	25	548	21.9	1
Ken-Yon Rambo, Ohio St.	31	653	21.1	0
Herb Haygood, Mich. St.	20	402	20.1	0
Chris Clopton, Pur.	18	324	18.0	0
Louis Ayeni, North.	17	295	17.4	0
A.C. Carter, Ind.	17	284	16.7	0
Tyrone Carter, Minn.	16	261	16.3	0



Ron Dayne topped the Big Ten in rushing, scoring and all-purpose yardage. Badger fans saluted his contribution by holding up towels with his #33 on them.



Donnel Thompson and Jason Doering have helped UW lead the league in scoring defense two years in a row.

Punting

Player	No.	Yards	Avg.
Drew Hagan, Ind.	44	1,971	44.8
Craig Jarrett, Mich. St.	59	2,569	43.5
Jason Baker, Iowa	70	2,962	42.3
Steve Fitts, Ill.	65	2,749	42.3
Danny Rogers, Pur.	43	1,790	41.6
Pat Pidgeon, Penn St.	55	2,276	41.4
Kevin Stemke, Wis.	42	1,716	40.9
J.J. Standring, North.	84	3,404	40.5
Ryan Rindels, Minn.	62	2,509	40.5
Antwaan Randle El, Ind.	3	117	39.0

Field goal percentage

Player	FG	FGA	Lg	Pct.
Vitaly Pisetsky, Wis.	15	18	53	.833
Paul Edinger, Mich. St.	18	22	55	.818
Dan Nystrom, Minn.	17	21	51	.810
Travis Forney, Penn St.	21	26	47	.809
Neil Rackers, Ill.	20	25	50	.800
Dan Stultz, Ohio St.	12	16	47	.750
Andy Payne, Ind.	9	12	40	.750
Hayden Epstein, Mich.	5	7	56	.714
Tim Long, North.	12	18	43	.667
Travis Dorsch, Pur.	18	28	47	.643

Interceptions

Player	Int.	Yards	TD	IPG
Jamar Fletcher, Wis.	7	135	2	0.64
T.J. Turner, Mich. St.	5	105	1	0.45
Adrian Beasley, Pur.	5	169	0	0.45
Ahmed Plummer, Ohio St.	5	64	0	0.42
Tony Francis, Ill.	4	2	0	0.40
Bobby Myers, Wis.	4	54	0	0.36
Muhammad Abdullah, Ill.	4	31	0	0.36
DeWayne Patmon, Mich.	3	45	0	0.27
Willie Fells, Pur.	3	29	0	0.27
Tarig Holman, Iowa	3	30	0	0.27

Tackles

Player	Solos	Assts	Total	TPG
Kevin Bentley, North.	87	55	142	12.9
Tyrone Carter, Minn.	97	28	125	11.4
Napolean Harris, North.	55	51	106	10.6
Danny Clark, Ill.	60	55	115	10.5
Aric Morris, Mich. St.	69	44	113	10.3
Matt Bowen, Iowa	79	33	112	10.2
Chris Ghidorzi, Wis.	63	45	108	9.8
Aaron Kampman, Iowa	67	37	104	9.5
Rashad Morton, North.	43	59	102	9.3
Jason Doering, Wis.	71	31	102	9.1

Tackles for loss

Player	TFL	Yards
Courtney Brown, Penn St.	29	150
Julian Peterson, Mich. St.	25	108
Karon Riley, Minn.	22	110
LaVar Arrington, Penn St.	20	99
John Schlecht, Minn.	20	60
Dwayne Missouri, North.	20	74
Akin Ayodele, Pur.	18	91
Ben Mezera, Minn.	17	92
Na'il Diggs, Ohio St.	15	53
Brandon Short, Penn St.	15	42

Quarterback sacks

Player	UT	AT	Total	Yards
Karon Riley, Minn.	14	2	15.0	91
Courtney Brown, Penn St.	11	5	13.5	107
Julian Peterson, Mich. St.	11	1	11.5	74
Ben Mezera, Minn.	10	2	11.0	63
Akin Ayodele, Pur.	9	1	9.5	77
LaVar Arrington, Penn St.	8	2	9.0	74
Jason Kurpeikis, Penn St.	8	2	9.0	62
Adewale Ogunleye, Ind.	7	1	7.5	49
James Hall, Mich.	7	0	7.0	44
Hubert Thompson, Mich. St.	7	0	7.0	44

THE LAST TIME ...

Rushing


a Badger had 200 yards rushing: 216 by Ron Dayne vs. Iowa, 1999
 an opponent had 200 yards rushing: 214 by Sedrick Shaw, Iowa, 1995
 a Badger had 300 yards rushing: 339 by Ron Dayne vs. Hawaii, 1996
 an opponent had 300 yards rushing: 377 by Anthony Thompson, Indiana, 1989
 a Badger had 40 attempts: 40 by Ron Dayne vs. Minnesota, 1997
 an opponent had 40 attempts: 41 by Sedrick Shaw, Iowa, 1995
 a Badger had 30 attempts: 32 by Ron Dayne vs. Purdue, 1999
 an opponent had 30 attempts: 34 by DeWayne Hogan, Indiana, 1997
 a Badger had 3 rushing TDs: 4 by Ron Dayne vs. Ohio State, 1999
 an opponent had 3 rushing TDs: 3 by Robert Edwards, Georgia, 1998

Passing

a Badger had 300 yards passing: 352 by Darrell Bevell vs. Iowa, 1995
 an opponent had 300 yards passing: 350 by Drew Brees, Purdue, 1999
 a Badger had 400 yards passing: 423 by Darrell Bevell vs. Minnesota, 1993
 an opponent had 400 yards passing: 494 by Drew Brees, Purdue, 1998
 a Badger had 30 completions: 35 by Darrell Bevell vs. Iowa, 1995
 an opponent had 30 completions: 36 by Drew Brees, Purdue, 1999
 a Badger had 50 attempts: 51 by Darrell Bevell vs. Iowa, 1995
 an opponent had 50 attempts: 64 by Drew Brees, Purdue, 1999
 a Badger had 4 TD passes: 4 by Darrell Bevell vs. Purdue, 1993
 an opponent had 4 TD passes: 4 by Craig Erickson, Miami, Fla., 1989

Receiving

a Badger had 100 yards receiving: 113 by Donald Hayes vs. Minnesota, 1997
 an opponent had 100 yards receiving: 126 by Tim Stratton, Purdue, 1999
 a Badger had 200 yards receiving: 252 by Al Toon vs. Purdue, 1983
 an opponent had 200 yards receiving:



Wendell Bryant blocked a field goal in this season's Michigan game.

ing: 200 by Bart Burrell, Purdue, 1980
 a Badger had 10 receptions: 13 by Matt Nyquist vs. Iowa, 1995
 an opponent had 10 receptions: 12 by Chris Daniels and 10 by Tim Stratton, Purdue, 1999
 a Badger had 3 TD receptions: 3 by Pat Richter vs. Illinois, 1961
 an opponent had 3 TD receptions: 3 by Alan Dick, Indiana, 1971
 a Badger had 2 TD receptions: 2 by Chris Chambers vs. Iowa, 1999
 an opponent had 2 TD receptions: 2 by Chris Daniels, Purdue, 1998

Defense

a Badger had 20 tackles: 20 by Chris Ghidorzi and Donnel Thompson vs. Northwestern, 1999
 an opponent had 20 tackles: 20 by Mike Higgins, Northern Illinois, 1988
 a Badger had 2 interceptions: 2 by Jamar Fletcher vs. Purdue, 1999
 an opponent had 2 interceptions: 2 by Damien Robinson, Iowa, 1995
 a Badger had 5 tackles for loss: 5 by Tom Burke vs. Penn State, 1998
 an opponent had 5 tackles for loss: 6 by Courtney Brown, Penn State, 1997
 a Badger had 3 sacks: 3 by Wendell Bryant vs. Ball State, 1999
 an opponent had 3 sacks: 3 by Jared DeVries, Iowa, 1998

a Badger blocked a kick: Wendell Bryant (field goal) vs. Purdue, 1999
 an opponent blocked a kick: Anthony Herron, (extra point) Iowa, 1999
 a Badger recorded a safety: Eric Mahlik (tackled Quavis Tate in end zone), Ball State, 1999
 an opponent recorded a safety: punt snap thru end zone, Minnesota, 1997

Kicking

a Badger made 3 field goals: 4 by Vitaly Pisetsky vs. Michigan State, 1999
 an opponent made 3 field goals: 3 by Travis Dorsch, Purdue, 1998
 a Badger made 7 PATs: 8 by Vitaly Pisetsky vs. Indiana, 1999
 an opponent made 7 PATs: 7 by Neil Voskeritchian, Colorado, 1994

Returns

a Badger returned a punt for a TD: 76 by Nick Davis vs. Murray State, 1999
 an opponent returned a punt for a TD: 81 by Jeff Graham, Ohio State, 1990
 a Badger returned a kickoff for a TD: 91 by Nick Davis vs. Purdue, 1999
 an opponent returned a kickoff for a TD: 100 by Derin Graham, Indiana, 1998
 a Badger returned an interception for a TD: 34 by Jamar Fletcher vs. Purdue, 1999
 an opponent returned an interception for a TD: 50 by Ted Darnell, UNLV, 1998
 a Badger returned a fumble for a TD: 36 by Kevin Huntley vs. Ohio State, 1996
 an opponent returned a fumble for a TD: 0 (covered in end zone) by Jerome Haywood, San Diego State, 1998
 a Badger returned a blocked punt for a TD: 8 by Ryan Marks vs. Northwestern, 1998
 an opponent returned a blocked punt for a TD: 10 by William Morris, Illinois, 1993
 a Badger returned a blocked PAT for a TD: never
 an opponent returned a blocked PAT for a TD: 58 by Lance Brown, Indiana, 1993
 the Badgers scored a two-point PAT: Dague Retzlaff pass from Mike Samuel, San Diego State, 1998
 an opponent scored a two-point PAT: Nick Kreinbrink rush, Northwestern, 1999

WISCONSIN 49, MURRAY STATE 10

Sept. 4, 1999 • Camp Randall Stadium • Madison, WI

SCORE BY QUARTERS

Murray State	7	0	0	3	10
Wisconsin	21	21	7	0	49

First Quarter

W: Dayne 3 run (Pisetsky kick), 11:22
 W: Dayne 15 run (Pisetsky kick), 8:07
 M: Jackson 66 run (Miller kick), 7:24
 W: Unertl 2 run (Pisetsky kick), 0:23

Second Quarter

W: Davis 76 punt return (Pisetsky kick), 13:02
 W: Dayne 14 run (Pisetsky kick), 3:10
 W: Faulkner 6 run (Pisetsky kick), 0:32

Third Quarter

W: Carpenter 6 pass from Bollinger (Pisetsky kick), 8:23

Fourth Quarter

M: Miller 45 FG, 6:29

TEAM STATISTICS

Category	MSU	Wis.
First downs	11	24
Rushes-Yards	24-93	50-265
Passing Yards	97	139
Comp-Att-Int	10-26-1	11-19-0
Total Yards	190	404
Punts-Avg	8-45.9	4-44.3
Punt Returns	0-0	5-156
Kickoff Returns	4-44	1-40
Penalties-Yards	5-39	7-69
Fumbles-Lost	3-0	2-0
Third-down Conv.	2-11	6-11
Time of Possession	24:19	35:41

MADISON, Wis. -- Wisconsin scored on six of its seven possessions in the first half and led 42-7 at halftime, before cruising to a 49-10 victory over Murray State in the season-opener for both teams at Camp Randall Stadium.

Ron Dayne rushed for 135 yards and three touchdowns on 20 carries, all in the first half, as the UW racked up 265 rushing yards. The Badgers gained 404 yards of total offense, compared to just 190 for the Racers.

Dayne scored on Wisconsin's first two possessions, with runs of three and 15 yards. Murray State then scored its only touchdown of the game on a 66-yard run by Shodrach Jackson. The Badgers answered with a 13-play, 80-yard drive that concluded with Matt Unertl's two-yard TD plunge. Nick Davis then returned a punt 76 yards for a touchdown, the third of his career. That return was the eighth-longest in Wisconsin history.

Scott Kavanagh started at quarterback and completed 8-12 passes for 102 yards. Fellow senior Ahmad Merritt was the receiving star with three receptions for 63 yards, including a 41 yarder that set up Eddie Faulkner's six-yard touchdown run with 32 seconds remaining in the first half.

Besides the long touchdown run, Wisconsin's defense allowed only 44 yards rushing on 23 attempts. Punter Kevin Stemke hit a personal-best 77-yard punt and the UW return teams registered 196 yards (156 on punts and 40 on kickoffs).

Wisconsin Leaders

RUSHING

Player	Att.	Yds.	TD	Lg
Dayne	20	135	3	26
Bennett	13	44	0	9
Unertl	6	41	1	23

PASSING

Player	Att.	Com.	Yds.	TD
Kavanagh	12	8	102	0
Bollinger	7	3	37	0

RECEIVING

Player	Rec.	Yds.	TD	Lg
Chambers	4	34	0	13
Merritt	3	63	0	41
Sigmund	2	19	0	13

TACKLES

Player	Solo	Asst.	Total	TFL
Thompson, D.	1	4	5	1
Ghidorzi	1	4	5	1
Downing	2	3	5	0

INTERCEPTIONS

Player	No.	Yds.	TD	Lg
Boese	1	0	0	0

Murray State Leaders

RUSHING

Player	Att.	Yds.	TD	Lg
Jackson	14	66	1	66
English	4	10	0	5

PASSING

Player	Att.	Com.	Yds.	TD
Fuente	26	10	97	0

RECEIVING

Player	Rec.	Yds.	TD	Lg
Boykins	4	36	0	15
French	2	31	0	21
Tillman	2	17	0	13

TACKLES

Player	Solo	Asst.	Total	TFL
Guest	9	0	9	0
Ramseur	6	2	8	2
Van Over	4	1	5	0
Wheeler	3	2	5	0
Williams	3	2	5	0

INTERCEPTIONS

Player	No.	Yds.	TD	Lg
none				

WISCONSIN 50, BALL STATE 10

Sept. 11, 1999 • Camp Randall Stadium • Madison, WI

SCORE BY QUARTERS

Ball State	0	7	0	3	10
Wisconsin	12	10	14	14	50

First Quarter

W: Pisetsky 25 FG, 8:32
W: Safety (Mahlik tackled Tate in end zone), 7:40
W: Davis 77 kickoff return (Pisetsky kick), 7:25

Second Quarter

W: Ghidorzi 25 interception return (Pisetsky kick), 10:12
B: Lynch 5 pass from Conn (Jennings kick), 2:15
W: Pisetsky 53 FG, 0:34

Third Quarter

W: Kuhns 7 pass from Kavanagh (Pisetsky kick), 9:34
W: Dayne 2 run (Pisetsky kick), 2:27

Fourth Quarter

W: Evans 64 pass from Kavanagh (Pisetsky kick), 14:49
B: Jennings 29 FG, 3:45
W: Bennett 2 run (Neuser kick), 0:08

TEAM STATISTICS

Category	BSU	Wis.
First downs	11	24
Rushes-Yards	27-21	55-270
Passing Yards	155	190
Comp-Att-Int	13-25-2	10-20-0
Total Yards	176	460
Punts-Avg	8-45.9	4-44.3
Punt Returns	0-0	5-156
Kickoff Returns	4-44	1-40
Penalties-Yards	5-39	7-69
Fumbles-Lost	0-0	2-1
Third-down Conv.	4-11	8-15
Time of Possession	24:49	35:11

MADISON, Wis. -- Ron Dayne rushed for 158 yards and a touchdown and Wisconsin got scores from its defense and special teams as the Badgers defeated Ball State 50-10 in Camp Randall Stadium.

Wisconsin jumped out to a 19-0 lead in the first half, without the benefit of an offensive touchdown. Vitaly Pisetsky capped a 14-play, 70-yard opening drive with a 25-yard field goal. On BSU's opening possession, the Cardinals lost 20 yards in two plays, culminating in a safety when Eric Mahlik caught running back Quavis Tate in the end zone.

On the ensuing free kick, sophomore Nick Davis scored his second touchdown in two weeks with a 77-yard return. The defense then scored for the second time in the game as Chris Ghidorzi picked off a Brian Conn pass and returned it 25 yards for a touchdown.

Ball State got on the board with 2:15 remaining in the half on a five-yard touchdown pass from Conn to Billy Lynch. Pisetsky made a 53-yard field goal just before halftime, the third-longest in Wisconsin history.

The UW scored on its first three possessions of the second half, the final touchdown coming on a 64-yard pass from Scott Kavanagh to true freshman Lee Evans. Kavanagh passed for a career-high 165 yards and two TDs.

Wisconsin Leaders

RUSHING

Player	Att.	Yds.	TD	Lg
Dayne	31	158	1	19
Bollinger	7	35	0	32
Bennett	6	27	1	21
Faulkner	4	21	0	10

PASSING

Player	Att.	Com.	Yds.	TD
Kavanagh	14	7	165	2
Bollinger	6	3	25	0

RECEIVING

Player	Rec.	Yds.	TD	Lg
Davis	4	91	0	44
Evans	1	64	1	64

TACKLES

Player	Solo	Asst.	Total	TFL
Bryant	4	3	7	3
Favret	3	2	5	0
Doering	3	2	5	1
Knight	5	0	5	1

INTERCEPTIONS

Player	No.	Yds.	TD	Lg
Ghidorzi	1	25	1	25
Knight	1	11	0	11

Ball State Leaders

RUSHING

Player	Att.	Yds.	TD	Lg
Dunbar	8	17	0	14
Tate	10	16	0	14

PASSING

Player	Att.	Com.	Yds.	TD
Conn	18	8	94	1
Walters	7	5	61	0

RECEIVING

Player	Rec.	Yds.	TD	Lg
Jordan	3	79	0	54
Reese	3	49	0	23
Lynch	3	21	1	10

TACKLES

Player	Solo	Asst.	Total	TFL
Pressley	8	3	11	0
Johnson	5	3	8	1
Winchell	5	2	7	0
Perry	4	3	7	0

INTERCEPTIONS

Player	No.	Yds.	TD	Lg
none				

CINCINNATI 17, WISCONSIN 12

Sept. 18, 1999 • Nippert Stadium • Cincinnati, OH

SCORE BY QUARTERS

Wisconsin	3	3	6	0	12
Cincinnati	0	7	7	3	17

First Quarter

W: Pisetsky 45 FG, 1:26

Second Quarter

C: Cooper 51 run (Ruffin kick), 14:51

W: Pisetsky 20 FG, 5:32

Third Quarter

C: Kenner 5 run (Ruffin kick), 9:59

W: Dayne 18 run (pass failed), 5:15

Fourth Quarter

C: Ruffin 41 FG, 5:01

TEAM STATISTICS

Category	Wis.	Cin.
First downs	22	13
Rushes-Yards	57-340	29-171
Passing Yards	85	90
Comp-Att-Int	8-22-1	14-27-1
Total Yards	425	261
Punts-Avg	5-41	7-45
Punt Returns	3-7	3-19
Kickoff Returns	1-7	3-59
Penalties-Yards	8-65	3-15
Fumbles-Lost	2-2	1-1
Third-down Conv.	7-15	5-14
Time of Possession	37:24	22:36

CINCINNATI, OHIO -- Tailback Ron Dayne gained 231 yards on 28 carries, surpassing Ohio State's Archie Griffin atop the Big Ten career rushing list, but Wisconsin could not overcome three turnovers and eight penalties in a 17-12 loss at Cincinnati.

Wisconsin rolled up 340 yards rushing but managed only one touchdown, an 18-yarder by Dayne. Robert Cooper had 143 rushing yards for Cincinnati and two TDs. His 51-yard scamper on the first play of the second quarter gave Cincinnati a 7-3 lead the Bearcats would never relinquish.

Trailing 14-12 in the fourth quarter, Wisconsin recovered a muffed punt off the hands of Tinker Keck. Two plays later Dayne fumbled while fighting his way towards the end zone. Cincinnati's Jeff Burrow recovered the ball for a touchback.

After a Bearcat field goal, the Badgers' final drive made it to the Cincinnati 14-yard line. Scott Kavanagh hit Lee Evans for the apparent game-winning TD, but it was nullified because of illegal motion.

Wisconsin dominated the game with 340 yards rushing and a 15-minute advantage in time of possession. The Bearcats gained just 261 total yards. The Badgers had two scores called back because of penalties (Nick Davis' 81-yard punt return and the Kavanagh-to-Evans pass).

Wisconsin Leaders

RUSHING

Player	Att.	Yds.	TD	Lg
Dayne	28	231	1	29
Faulkner	17	72	0	11
Kuhns	3	29	0	26

PASSING

Player	Att.	Com.	Yds.	TD
Kavanagh	21	8	85	0
Bollinger	1	0	0	0

RECEIVING

Player	Rec.	Yds.	TD	Lg
Davis	3	55	0	33
Merritt	2	15	0	9
Sigmund	2	12	0	6

TACKLES

Player	Solo	Asst.	Total	TFL
Knight	3	1	9	2-4
Myers	7	1	8	0
Ghidorzi	3	4	7	1-2

INTERCEPTIONS

Player	No.	Yds.	TD	Lg
Fletcher	1	0	0	0

Cincinnati Leaders

RUSHING

Player	Att.	Yds.	TD	Lg
Cooper	20	143	1	51

PASSING

Player	Att.	Com.	Yds.	TD
Kenner	27	14	90	0

RECEIVING

Player	Rec.	Yds.	TD	Lg
Smikle	4	44	0	14
Vann	3	17	0	8

TACKLES

Player	Solo	Asst.	Total	TFL
Gossett	7	5	12	0
Johnson	5	5	10	0
Burrow	6	0	6	0

INTERCEPTIONS

Player	No.	Yds.	TD	Lg
Burrow	1	2	0	2

MICHIGAN 21, WISCONSIN 16

Sept. 25, 1999 • Camp Randall Stadium • Madison, WI

SCORE BY QUARTERS

Michigan	14	0	7	0	21
Wisconsin	0	9	0	7	16

First Quarter

M: Shea 8 pass from Brady (Del Verne kick), 7:16

M: Terrell 45 run (Del Verne kick), 1:19

Second Quarter

W: Pisetsky 32 FG, 11:17

W: Dayne 34 run (Pisetsky kick blocked), 3:27

Third Quarter

M: Johnson 23 pass from Brady (Del Verne kick), 1:02

Fourth Quarter

W: Bollinger 13 run (Pisetsky kick), 1:29

TEAM STATISTICS

Category	Mich.	Wis.
First downs	19	16
Rushes-Yards	38-94	36-125
Passing Yards	257	155
Comp-Att-Int	22-35-1	15-28-1
Total Yards	351	280
Punts-Avg	7-37.1	7-48.0
Punt Returns	2-2	4-35
Kickoff Returns	1-17	1-19
Penalties-Yards	10-76	8-82
Fumbles-Lost	0-0	1-1
Third-down Conv.	9-19	5-14
Time of Possession	32:02	27:58

MADISON, Wis. -- Michigan scored two TDs in the first quarter and held off a late Badger rally as the Wolverines defeated Wisconsin 21-16 in the Big Ten opener for both teams. QB Tom Brady, who was knocked out of the game in the fourth quarter, completed 17-27 passes for 217 yards and two TDs.

Michigan marched 90 yards on its opening drive with Brady hit Aaron Shea on an eight-yard scoring toss. Following a Badger fumble, WR David Terrell scored on a 45-yard double-reverse to increase the Wolverine lead to 14-0.

The UW fought back as Vitaly Pisetsky kicked a 32-yard field goal with 11:17 left in the half. After Jamar Fletcher blocked a Michigan field goal attempt on the Wolverines' ensuing drive, Ron Dayne registered a 34-yard touchdown run on third-and-two. Dayne had 88 yards rushing on 22 carries in the game.

With just over a minute left in the third quarter, Michigan got on the board again, with Brady hitting DiAllo Johnson for a 23-yard touchdown. Wisconsin cut the lead to five after backup quarterback Brooks Bollinger capped an 80-yard drive with a 13-yard run with 1:29 left in the game.

Michigan recovered the on-side kick attempt to preserve the victory. The loss dropped the Badgers out of the national rankings, breaking a streak of 19 consecutive weeks in the Associated Press top 25. The loss left Wisconsin with a two-game losing skid for the first time since the end of the '97 season.

Wisconsin Leaders

RUSHING

Player	Att.	Yds.	TD	Lg
Dayne	22	88	1	34
Bollinger	6	52	1	21

PASSING

Player	Att.	Com.	Yds.	TD
Kavanagh	19	9	94	0
Bollinger	9	6	61	0

RECEIVING

Player	Rec.	Yds.	TD	Lg
Chambers	9	93	0	20
Davis	2	25	0	14

TACKLES

Player	Solo	Asst.	Total	TFL
Ghidorzi	8	3	11	1-3
Thompson, D.	2	8	10	0
Mahlk	4	5	9	1-1
Doering	6	3	9	0

INTERCEPTIONS

Player	No.	Yds.	TD	Lg
Myers	1	0	0	0

Michigan Leaders

RUSHING

Player	Att.	Yds.	TD	Lg
Thomas	22	46	0	7
Terrell	1	45	1	45

PASSING

Player	Att.	Com.	Yds.	TD
Brady	27	17	217	2
Henson	8	5	40	0

RECEIVING

Player	Rec.	Yds.	TD	Lg
Terrell	7	88	0	40
Walker	5	49	0	21
Thomas	3	25	0	13
Knight	2	53	0	39

TACKLES

Player	Solo	Asst.	Total	TFL
Jones	9	1	10	3-12
Hendricks	5	2	7	0

INTERCEPTIONS

Player	No.	Yds.	TD	Lg
Whitley	1	4	0	4

WISCONSIN 42, OHIO STATE 17

Oct. 2, 1999 • Ohio Stadium • Columbus, OH

SCORE BY QUARTERS

Wisconsin	0	6	12	24	42
Ohio State	7	10	0	0	17

First Quarter

O: Wiley 1 run (Stultz kick), 2:36

Second Quarter

O: Stultz 35 FG, 14:15

O: Germany 40 pass from Bellisari (Stultz kick), 10:23

W: Pisetsky 42 FG, 5:05

W: Pisetsky 25 FG, 0:00

Third Quarter

W: Dayne 3 run (pass failed), 14:21

W: Dayne 11 run (pass failed), 10:31

Fourth Quarter

W: Pisetsky 27 FG, 13:37

W: Dayne 1 run (Pisetsky kick), 8:26

W: Faulkner 1 run (Pisetsky kick), 3:44

W: Dayne 2 run (Pisetsky kick), 3:16

TEAM STATISTICS

Category	Wis.	OSU
First downs	26	15
Rushes-Yards	60-296	33-124
Passing Yards	167	227
Comp-Att-Int	15-27-0	11-25-1
Total Yards	463	351
Punts-Avg	3-30.7	5-38
Punt Returns	1-17	1-0
Kickoff Returns	0-0	5-75
Penalties-Yards	4-31	4-34
Fumbles-Lost	1-1	2-2
Third-down Conv.	11-18	5-13
Time of Possession	35:25	24:35

COLUMBUS, Ohio -- Wisconsin scored 42 straight points to upset 12th-ranked Ohio State 42-17 and stop a two-game losing streak. Ron Dayne rushed for 161 yards and scored four TDs. Brooks Bollinger, starting his first game, accounted for 245 yards of total offense. It was the Buckeyes' worst home loss in 32 years.

Trailing 17-0, the UW got two field goals from Vitaly Pisetsky to reduce the gap to 17-6 entering halftime. OSU's Michael Wiley fumbled the second-half kickoff to set up Dayne's three-yard tally.

Dayne struck again less than four minutes later with an 11-yard scamper to give the Badgers their first lead of the game, 18-17. Wisconsin got another Pisetsky field goal to extend the lead to 21-17.

Bollinger connected on a key pass to Chad Kuhns to set up Dayne's third TD. On its next drive, the UW put the game away when Dayne burst up the middle for a 46-yard gain, setting up a two-yard touchdown plunge by back-up Eddie Faulkner.

Wisconsin gained 296 yards on the ground and accumulated 463 yards of total offense. Its defense held OSU to just 113 yards and five first downs in the second half. Wisconsin overcame a 17-point deficit, the largest comeback of the Barry Alvarez era. The 42 points scored by Wisconsin was its high-water mark in a series that dates back to 1913.

Wisconsin Leaders

RUSHING

Player	Att.	Yds.	TD	Lg
Dayne	32	161	4	46
Bollinger	17	78	0	12

PASSING

Player	Att.	Com.	Yds.	TD
Bollinger	27	15	167	0

RECEIVING

Player	Rec.	Yds.	TD	Lg
Chambers	4	41	0	13
Kuhns	3	51	0	29
Davis	3	29	0	13
Retzlaff	3	26	0	12

TACKLES

Player	Solo	Asst.	Total	TFL
Doering	9	2	11	0
Ghidorzi	7	2	9	2-11
Thompson, D.	6	2	8	0

INTERCEPTIONS

Player	No.	Yds.	TD	Lg
Myers	1	48	0	48

Ohio State Leaders

RUSHING

Player	Att.	Yds.	TD	Lg
Bellisari	15	52	0	14
Wiley	9	36	1	11

PASSING

Player	Att.	Com.	Yds.	TD
Bellisari	24	10	210	1
Wiley	1	1	17	0

RECEIVING

Player	Rec.	Yds.	TD	Lg
Germany	3	81	1	40
Rambo	3	66	0	34

TACKLES

Player	Solo	Asst.	Total	TFL
Ott	9	6	15	1-2
Nickey	11	3	14	0
Diggs	8	6	14	0
King	7	4	11	0

INTERCEPTIONS

Player	No.	Yds.	TD	Lg
none				

WISCONSIN 20, MINNESOTA 17 (OT)

Oct. 9, 1999 • Hubert H. Humphrey Metrodome • Minneapolis, MN

SCORE BY QUARTERS

Wisconsin	0	14	0	3	3	20
Minnesota	7	7	0	3	0	17

First Quarter

M: Bruce 24 pass from Cockerham
(Nystrom kick), 12:44

Second Quarter

W: Dayne 3 run (Pisetsky kick), 8:30
M: Hamner 49 pass from Cockerham
(Nystrom kick), 6:29
W: Davis 81 pass from Bollinger
(Pisetsky kick), 2:07

Fourth Quarter

M: Nystrom 37 FG, 12:51
W: Pisetsky 36 FG, 2:59

Overtime

W: Pisetsky 31 FG, 15:00

TEAM STATISTICS

Category	Wis.	Minn.
First downs	22	17
Rushes-Yards	52-156	37-188
Passing Yards	212	197
Comp-Att-Int	11-21-0	12-27-1
Total Yards	368	385
Punts-Avg	8-41.8	8-42
Punt Returns	2-5	4-17
Kickoff Returns	4-65	3-58
Penalties-Yards	9-75	9-85
Fumbles-Lost	0-0	1-0
Third-down Conv.	4-16	2-13
Time of Possession	34:50	25:10

MINNEAPOLIS, Minn. -- Vitaly Pisetsky kicked a 31-yard field goal in overtime to give Wisconsin a 20-17 victory over the Golden Gophers in the 109th meeting between the schools. Pisetsky had tied the game with a 36-yard FG with 2:59 remaining in regulation. It was the first overtime game in school history and came with Coach Barry Alvarez resting in the Mayo Clinic after knee surgery.

Wisconsin began the OT on defense and thanks to 15 yards in penalties and an interception by Jamar Fletcher, the UW defense held. The Badgers advanced the ball down to the nine-yard line on the strength of an 11-yard run by Ron Dayne and a facemask penalty on the Gophers. The drive stalled there, setting up Pisetsky's first-ever winning kick.

The teams alternated touchdowns and entered halftime tied at 14. Minnesota got two TD throws from Billy Cockerham and the Badgers tallied on a three-yard run by Ron Dayne and an 81-yard pass from Brooks Bollinger to Nick Davis. It was the third-longest pass in school history.

Neither team scored in the third period. Golden Gopher freshman Dan Nystrom gave Minnesota a 17-14 advantage early in the fourth period. The Badgers calmly moved downfield late in the game and tied it on Pisetsky's 36 yarder to set up the extra session. The win allowed the Badgers to keep possession of Paul Bunyan's Axe for the fourth season in a row.

Wisconsin Leaders

RUSHING

Player	Att.	Yds.	TD	Lg
Dayne	25	80	1	16
Bollinger	20	62	0	16

PASSING

Player	Att.	Com.	Yds.	TD
Bollinger	21	11	212	1

RECEIVING

Player	Rec.	Yds.	TD	Lg
Davis	3	91	1	81
Chambers	2	48	0	40
Kuhns	2	28	0	21

TACKLES

Player	Solo	Asst.	Total	TFL
Doering	11	2	13	0
Ghidorzi	7	4	11	0
Kolodziej	6	3	9	0

INTERCEPTIONS

Player	No.	Yds.	TD	Lg
Fletcher	1	0	0	0

Minnesota Leaders

RUSHING

Player	Att.	Yds.	TD	Lg
Hamner	27	144	0	28
Cockerham	9	42	0	17

PASSING

Player	Att.	Com.	Yds.	TD
Cockerham	27	12	197	2

RECEIVING

Player	Rec.	Yds.	TD	Lg
Hamner	7	92	1	49
Bruce	2	27	1	24

TACKLES

Player	Solo	Asst.	Total	TFL
Jones	11	4	15	0
Carter	6	5	11	0
Schlecht	6	1	7	2-7

INTERCEPTIONS

Player	No.	Yds.	TD	Lg
none				

WISCONSIN 59, INDIANA 0

Oct. 16, 1999 • Camp Randall Stadium • Madison, WI

SCORE BY QUARTERS

Indiana	0	0	0	0	0
Wisconsin	14	24	14	7	59

First Quarter

W: Chambers 30 pass from Bollinger (Pisetsky kick), 11:23

W: Dayne, 3 run (Pisetsky kick), 5:50

Second Quarter

W: Bollinger 6 run (Pisetsky kick), 14:56

W: Pisetsky 27 FG, 10:28

W: Kuhns 5 run (Pisetsky kick), 6:21

W: Dayne 57 run (Pisetsky kick), 1:54

Third Quarter

W: Bennett 73 run (Pisetsky kick), 10:17

W: Bennett 18 run (Pisetsky kick), 1:29

Fourth Quarter

W: Carpenter 4 run (Pisetsky kick), 11:09

TEAM STATISTICS

Category	Ind.	Wis.
First downs	16	31
Rushes-Yards	34-66	56-461
Passing Yards	212	244
Comp-Att-Int	12-32-1	15-19-0
Total Yards	278	705
Punts-Avg	6-31	0-0
Punt Returns	0-0	3-11
Kickoff Returns	6-85	0-0
Penalties-Yards	3-18	5-45
Fumbles-Lost	1-0	4-2
Third-down Conv.	3-15	9-13
Time of Possession	24:15	35:45

MADISON, Wis. -- Wisconsin gained a school-record 705 yards of total offense, the second-most in Big Ten Conference history, and cruised to a 59-0 victory over Indiana. The 59-point margin of victory was the largest in the modern era at Wisconsin.

Quarterback Brooks Bollinger got things started on the opening drive, completing all three of his pass attempts for 61 yards, including a 30-yard TD pass to Chris Chambers. After Indiana went three-and-out on its first possession, Bollinger went back to work, again completing three passes (58 yards) to set up Ron Dayne's three-yard plunge.

Wisconsin's defense stopped IU on a fourth-and-one on the ensuing drive and it took Wisconsin just 3:08 to make the score 21-0. Bollinger, who completed 9-10 passes for the game, scored on an option play from six yards out.

Following a 27-yard field goal by Vitaly Pisetsky, the "Ron Dayne Show" commenced. Dayne burst up the middle for 69 yards, his longest run of the season, before being dragged down at the IU five-yard line. Chad Kuhns tallied on the next play. For an encore, Dayne ended the half with a 57-yard run to build a 38-0 halftime lead. Dayne finished with 167 yards on just 17 carries.

Alvarez emptied the bench in the second half. Michael Bennett scored on runs of 73 and 18 yards and totalled 114 yards on just six carries. Wisconsin, which never punted in the game, registered its only shutout of the season.

Wisconsin Leaders

RUSHING

Player	Att.	Yds.	TD	Lg
Dayne	17	167	2	69
Bennett	6	114	2	73
Faulkner	8	62	0	20
Unertl	13	60	0	11

PASSING

Player	Att.	Com.	Yds.	TD
Bollinger	10	9	162	1
Kavanagh	9	6	82	0

RECEIVING

Player	Rec.	Yds.	TD	Lg
Brown	4	46	0	18
Chambers	3	62	1	30

TACKLES

Player	Solo	Asst.	Total	TFL
Ghidorzi	6	4	10	3-19
Thompson, D.	5	5	10	0
Doering	3	3	6	0
Kolodziej	5	0	5	3-11

INTERCEPTIONS

Player	No.	Yds.	TD	Lg
Hughes	1	17	0	17

Indiana Leaders

RUSHING

Player	Att.	Yds.	TD	Lg
Randle El	18	28	0	20
Williams	5	21	0	15

PASSING

Player	Att.	Com.	Yds.	TD
Randle El	25	10	153	0
Jones	7	2	59	0

RECEIVING

Player	Rec.	Yds.	TD	Lg
Graham	3	72	0	47
Gaddis	3	56	0	22

TACKLES

Player	Solo	Asst.	Total	TFL
Schaffer	7	1	8	0
Smith	5	1	6	1-2
Czap	4	2	6	2-2
Fowler	3	3	6	0

INTERCEPTIONS

Player	No.	Yds.	TD	Lg
none				

WISCONSIN 40, MICHIGAN STATE 10

Oct. 23, 1999 • Camp Randall Stadium • Madison, WI

SCORE BY QUARTERS

Michigan St.	0	3	0	7	10
Wisconsin	13	10	7	10	40

First Quarter

W: Dayne 15 run (Pisetsky kick), 9:41
W: Pisetsky 42 FG, 7:01
W: Pisetsky 49 FG, 1:31

Second Quarter

W: Dayne 15 run (Pisetsky kick), 12:35
W: Pisetsky 32 FG, 3:59
MSU: Edinger 55 FG, 2:04

Third Quarter

W: Bollinger 1 run (Pisetsky kick), 8:04

Fourth Quarter

W: Pisetsky 23 FG, 14:57
MSU: Duckett 53 run (Edinger kick), 8:42
W: Bennett 1 run (Pisetsky kick), 4:30

TEAM STATISTICS

Category	MSU	Wis.
First downs	13	20
Rushes-Yards	23-110	63-301
Passing Yards	128	59
Comp-Att-Int	13-28-3	6-11-0
Total Yards	238	360
Punts-Avg	4-39	3-53
Punt Returns	2-0	0-0
Kickoff Returns	5-37	2-40
Penalties-Yards	2-19	3-28
Fumbles-Lost	4-2	0-0
Third-down Conv.	4-11	5-16
Time of Possession	20:25	39:35

MADISON, Wis. -- Ron Dayne erupted for 214 yards rushing against the nation's top-rated run defense in the Badgers' 40-10 win over No. 11 Michigan State. With the victory, Barry Alvarez became the school's career win leader. Alvarez (66 wins) passed turn-of-the-century coach Phil King.

The Spartans had surrendered just 39.9 yards rushing per game, but Dayne netted more than that (72) on the opening drive of the game. Vitaly Pisetsky extended the lead with two field goals before Dayne ripped off another 15-yard scoring jaunt. Pisetsky set a Wisconsin kick scoring mark (16 points) and tied the UW mark for field goals (four) in a game.

The Badgers dominated in all facets of the game and had a 19-minute advantage in time of possession. Wisconsin rushed for 301 yards and got some timely passing from Brooks Bollinger (6-of-11 for 59 yards).

Wisconsin's defense got a boost from its secondary, collecting two interceptions from Jamar Fletcher, one pick from Bobby Myers and a team-best 10 tackles from safety Jason Doering. Fletcher was matched up with Spartan star Plaxico Burress all day and held him to only five receptions while picking off Bill Burke twice.

Punter Kevin Stenke was credited with an 86-yard punt, the third-longest kick in school history. The last time UW defeated a nationally ranked program by a larger margin was a 62-13 win over No. 21 Indiana in '94.

Wisconsin Leaders

RUSHING

Player	Att.	Yds.	TD	Lg
Dayne	34	214	2	51
Bennett	9	45	1	14
Faulkner	6	22	0	14

PASSING

Player	Att.	Com.	Yds.	TD
Bollinger	11	6	59	0

RECEIVING

Player	Rec.	Yds.	TD	Lg
Chambers	5	44	0	11

TACKLES

Player	Solo	Asst.	Total	TFL
Thompson, D.	4	6	10	1-2
Doering	6	4	10	0
Ghidorzi	5	2	7	1-3
Knight	2	4	6	0

INTERCEPTIONS

Player	No.	Yds.	TD	Lg
Fletcher	2	8	0	8
Myers	1	6	0	6

Michigan State Leaders

RUSHING

Player	Att.	Yds.	TD	Lg
Duckett	10	91	1	53
Clemons	9	29	0	10

PASSING

Player	Att.	Com.	Yds.	TD
Burke	28	13	128	0

RECEIVING

Player	Rec.	Yds.	TD	Lg
Burress	5	58	0	21
Haygood	5	43	0	14
Baker	2	15	0	8

TACKLES

Player	Solo	Asst.	Total	TFL
Newsome	12	5	17	0
Thornhill	9	4	13	0
Morris	8	3	11	1-2

INTERCEPTIONS

Player	No.	Yds.	TD	Lg
none				

WISCONSIN 35, NORTHWESTERN 19

Oct. 30, 1999 • Ryan Field • Evanston, IL

SCORE BY QUARTERS

Wisconsin	14	0	7	14	35
Northwestern	0	0	3	16	19

First Quarter

W: Bollinger 5 run (Pisetsky kick), 4:58
W: Dayne 24 run (Pisetsky kick), 0:19

Third Quarter

N: Long 22 FG, 11:38
W: Fletcher 93 interception return (Pisetsky kick), 0:06

Fourth Quarter

W: Dayne 5 run (Pisetsky kick), 11:33
N: Anderson 8 run (Burrell pass), 6:51
W: Chambers 27 pass from Bollinger (Pisetsky kick), 4:35
N: Miller 1 pass from Kreinbrink (Kreinbrink rush), 0:43

TEAM STATISTICS

Category	Wis.	NU
First downs	17	21
Rushes-Yards	49-207	47-197
Passing Yards	89	150
Comp-Att-Int	6-11-1	19-31-2
Total Yards	296	347
Punts-Avg	4-27.8	6-43.8
Punt Returns	2-14	1-5
Kickoff Returns	1-12	2-25
Penalties-Yards	4-34	8-64
Fumbles-Lost	2-1	1-0
Third-down Conv.	6-10	9-20
Time of Possession	34:50	25:10

EVANSTON, Ill. -- Ron Dayne rushed for 162 yards and two touchdowns as Wisconsin defeated Northwestern 35-19. Jamar Fletcher scored on a 93-yard interception return (the third longest in school history) as the Badgers won their fifth conference game in a row.

Wisconsin led 14-0 at halftime, thanks to two first-quarter rushing scores. Quarterback Brooks Bollinger (five-yard keeper) and Dayne (24 yards) tallied in the opening quarter to give Wisconsin a 14-point cushion.

Northwestern had a chance to get on the board before halftime, but cornerback Mike Echols intercepted a pass in the end zone with 0:29 left in the half. Northwestern did score on its first possession of the second half, a Tim Long 22-yard field goal. On their next drive, the Wildcats drove to the Wisconsin 22-yard line before Fletcher's interception return for a TD.

Dayne (five-yard run) and Chris Chambers (27-yard reception) sandwiched an eight-yard TD run by Damien Anderson. The Wildcat tailback netted 102 rushing yards.

The victory was Wisconsin's third straight in the series and pushed Alvarez's record to 6-4 vs. the Wildcats. More than 20,000 Badger fans attended the game at Evanston.

Badger senior linebackers Donnel Thompson and Chris Ghidorzi each recorded 20 tackles, a team season high.

Wisconsin Leaders

RUSHING

Player	Att.	Yds.	TD	Lg
Dayne	35	162	2	24
Bollinger	9	39	1	12

PASSING

Player	Att.	Com.	Yds.	TD
Bollinger	11	6	89	1

RECEIVING

Player	Rec.	Yds.	TD	Lg
Chambers	3	61	1	29

TACKLES

Player	Solo	Asst.	Total	TFL
Thompson, D.	12	8	20	1-2
Ghidorzi	11	9	20	0
Doering	8	6	14	0
Knight	7	3	10	1-4

INTERCEPTIONS

Player	No.	Yds.	TD	Lg
Fletcher	1	1	1	93
Echols	1	0	0	0

Northwestern Leaders

RUSHING

Player	Att.	Yds.	TD	Lg
Anderson	25	102	1	19
Kustok	8	31	0	14

PASSING

Player	Att.	Com.	Yds.	TD
Kustok	28	17	144	0
Kreinbrink	3	2	6	1

RECEIVING

Player	Rec.	Yds.	TD	Lg
Thompson	7	31	0	11
Johnson	3	33	0	25

TACKLES

Player	Solo	Asst.	Total	TFL
Bentley	8	7	15	2-6
Morton	6	4	10	0
Harris	5	5	10	0

INTERCEPTIONS

Player	No.	Yds.	TD	Lg
Cummings	1	-3	0	0

WISCONSIN 28, PURDUE 21

Nov. 6, 1999 • Ross-Ade Stadium • West Lafayette, IN

SCORE BY QUARTERS

Wisconsin	0	14	0	14	28
Purdue	0	7	7	7	21

Second Quarter

W: Retzlaff 3 pass from Bollinger (Pisetsky kick), 10:56

P: Brees 1 run (Dorsch kick), 5:32

W: Davis 91 kickoff return (Pisetsky kick), 5:15

Third Quarter

P: Stratton 11 pass from Brees (Dorsch kick), 5:21

Fourth Quarter

W: Dayne 41 run (Pisetsky kick), 11:14

W: Fletcher 34 interception return (Pisetsky kick), 4:43

P: Brees 1 run (Dorsch kick), 2:24

TEAM STATISTICS

Category	Wis.	Purdue
First downs	14	34
Rushes-Yards	44-216	31-144
Passing Yards	72	350
Comp-Att-Int	7-11-0	36-65-3
Total Yards	288	494
Punts-Avg	5-37.6	2-36.5
Punt Returns	0-0	1-4
Kickoff Returns	2-101	2-14
Penalties-Yards	6-34	4-30
Fumbles-Lost	0-0	2-0
Third-down Conv.	4-10	12-20
Time of Possession	28:12	31:48

WEST LAFAYETTE, Ind. -- Ron Dayne rushed for 222 yards, including a 41-yard touchdown run in the fourth quarter, as Wisconsin defeated Purdue 28-21 in West Lafayette, Ind. It was just the Boilermakers' third loss (Penn State won twice) at Ross-Ade Stadium in Coach Joe Tiller's three seasons.

The schools traded TDs to start the game and ironically Wisconsin's tally was a pass (three yards to Dague Retzlaff) and Purdue's score was a run (one yard by Drew Brees). Nick Davis gave UW a 14-7 lead at the break with a 91-yard kickoff return.

Purdue tied the game midway through the third quarter on an 11-yard TD pass from Brees to Tim Stratton. Then, the Boilermakers were driving for the go-ahead score when Bobby Myers picked off a pass in the end zone.

The Badgers then embarked on an eight-play, 80-yard drive that featured two key completions by Brooks Bollinger. The drive was capped off by Dayne's 41-yard score, the 69th of his career. Dayne became the Big Ten's all-time leading scorer on that play.

Jamar Fletcher extended the lead when he intercepted Brees and returned the ball 34 yards for a game-clinching touchdown. It was Fletcher's second interception and the fifth he returned for a TD in his career, a Big Ten record.

Purdue scored with 2:24 left in the game but Demetrius Brown recovered the ensuing on-side kick. The Badgers ran out the clock to get the win.

Wisconsin Leaders

RUSHING

Player	Att.	Yds.	TD	Lg
Dayne	32	222	1	41

PASSING

Player	Att.	Com.	Yds.	TD
Bollinger	11	7	72	1

RECEIVING

Player	Rec.	Yds.	TD	Lg
Chambers	3	46	0	19

TACKLES

Player	Solo	Asst.	Total	TFL
Doering	12	5	17	0
Ghidorzi	8	7	15	0
Myers	10	3	13	0
Knight	4	5	9	0
Favret	5	3	8	2-7

INTERCEPTIONS

Player	No.	Yds.	TD	Lg
Fletcher	2	34	1	34
Myers	1	0	0	0

Purdue Leaders

RUSHING

Player	Att.	Yds.	TD	Lg
Brees	18	85	2	16
Lowe	8	33	0	15

PASSING

Player	Att.	Com.	Yds.	TD
Brees	64	36	350	1
Sutherland	1	0	0	0

RECEIVING

Player	Rec.	Yds.	TD	Lg
Daniels	12	77	0	12
Stratton	10	126	1	24
Lane	5	80	0	32

TACKLES

Player	Solo	Asst.	Total	TFL
Fells	3	7	10	0
Loerzel	4	5	9	0

INTERCEPTIONS

Player	No.	Yds.	TD	Lg
none				

WISCONSIN 41, IOWA 3

Nov. 13, 1999 • Camp Randall Stadium • Madison, WI

SCORE BY QUARTERS

Iowa	0	3	0	0	3
Wisconsin	13	14	7	7	41

First Quarter

W: Kuhns 4 pass from Bollinger

(Pisetsky kick), 3:58

W: Dayne 1 run (Pisetsky kick blocked), 0:22

Second Quarter

I: McLaughlin 22 FG, 10:03

W: Chambers 24 pass from Bollinger

(Pisetsky kick), 6:28

W: Chambers 16 pass from Bollinger (Pisetsky kick), 1:18

Third Quarter

W: Bollinger 2 run (Pisetsky kick), 4:55

Fourth Quarter

W: Kavanagh 1 run (Pisetsky kick), 12:57

TEAM STATISTICS

Category	Iowa	Wis.
First downs	14	29
Rushes-Yards	28-116	60-420
Passing Yards	131	184
Comp-Att-Int	14-30-0	11-16-0
Total Yards	238	360
Punts-Avg	6-50	2-43
Punt Returns	2-21	2-20
Kickoff Returns	2-21	2-38
Penalties-Yards	4-18	4-44
Fumbles-Lost	3-1	0-0
Third-down Conv.	4-15	5-10
Time of Possession	22:14	37:46

MADISON, Wis. -- Ron Dayne became college football's all-time rushing leader and the Badgers claimed their first undisputed Big Ten championship since 1962 with a 41-3 rout of Iowa before a delirious crowd in Madison.

Wisconsin also earned a trip to the Rose Bowl for the second year in a row.

Dayne's record-breaking 31-yard carry came with 4:32 left in the opening half. He passed Texas' Ricky Williams to become the NCAA's most-productive rusher. The game was stopped briefly so Dayne could present the game ball to Bernie Wyatt, the coach who recruited him to UW.

The Badgers' seventh consecutive victory was keyed by Dayne and QB Brooks Bollinger, who completed 9-12 passes for 144 yards and three touchdowns. Bollinger also riddled the Iowa defense, which was geared to slow Dayne's pursuit of the rushing record, with 113 yards on the ground.

Receiver Chris Chambers caught a pair of TD throws from Bollinger in the second quarter as the Badgers built a 27-3 lead at the break. Dayne played only through the third quarter and left the game to a standing ovation with 216 yards, the 11th 200-yard game (an NCAA record) of his career.

The special day for Badger partisans ended when Coach Barry Alvarez accepted the Big Ten championship trophy and a bid to the Rose Bowl. Dayne was honored when a tarp was removed from the facade at Camp Randall Stadium, revealing "33 Dayne" in a tribute to the Badger tailback.

Wisconsin Leaders

RUSHING

Player	Att.	Yds.	TD	Lg
Dayne	27	216	1	38
Bollinger	11	113	1	31

PASSING

Player	Att.	Com.	Yds.	TD
Bollinger	12	9	144	3
Kavanagh	4	2	40	0

RECEIVING

Player	Rec.	Yds.	TD	Lg
Chambers	3	73	2	33
Brown	3	58	0	29
Kuhns	3	39	1	21

TACKLES

Player	Solo	Asst.	Total	TFL
Doering	8	2	10	0
Ghidorzi	5	4	9	0

INTERCEPTIONS

Player	No.	Yds.	TD	Lg
none				

Iowa Leaders

RUSHING

Player	Att.	Yds.	TD	Lg
Betts	16	73	0	24
Mullen	12	43	0	13

PASSING

Player	Att.	Com.	Yds.	TD
Mullen	30	14	131	0

RECEIVING

Player	Rec.	Yds.	TD	Lg
Kasper	8	74	0	28
Oliver	2	27	0	15

TACKLES

Player	Solo	Asst.	Total	TFL
Kampman	8	3	11	0
Barr	5	6	11	1-2
Bowen	7	2	9	0

INTERCEPTIONS

Player	No.	Yds.	TD	Lg
none				

BADGER BOWL HISTORY

1953 Rose Bowl

USC 7, Wisconsin 0

PASADENA, Calif. -- Southern Cal scored the game's only points on a 22-yard pass from Rudy Bukich to Al Carmichael in the Trojans' 7-0 win over Wisconsin in the Rose Bowl.

Led by Alan Ameche's 133 yards rushing, Wisconsin had a 211-48 advantage on the ground. However, both defenses rose to the occasion when necessary.

1960 Rose Bowl

Washington 44, Wisconsin 8

PASADENA, Calif. -- Washington scored the game's first 17 points en route to a 44-8 Rose Bowl win over Wisconsin. Fullback Tom Wiesner scored the Badgers' only points on a four-yard run.

Wisconsin's defense had allowed an average of barely 10 points per game entering the bowl contest. The UW suffered four lost fumbles.

1963 Rose Bowl

USC 42, Wisconsin 37

PASADENA, Calif. -- Wisconsin's 23-point fourth quarter explosion wasn't quite enough in a 42-37 Rose Bowl loss to USC. It was the first ever matchup between the nation's No. 1 and No. 2 ranked schools.

Ron Vander Kelen passed for 401 yards (163 of those to Pat Richter), but couldn't rally the Badgers from a 42-14 deficit.

1981 Garden State Bowl

Tennessee 28, Wisconsin 21

E. RUTHERFORD, N.J. -- Tennessee scored 18 consecutive first-half points on the way to a 28-21 win over the Badgers.

The UW defense could not contain QB Steve Alatorre who threw for 315 yards. Randy Wright came off the Wisconsin bench to rally his teammates with a pair of second-half TD passes.

1982 Independence Bowl

Wisconsin 14, Kansas State 3

SHREVEPORT, La. -- Wisconsin won its first-ever bowl game with a 14-3 decision over Kansas State. Randy Wright threw two TD passes and the UW defense set a bowl scoring mark.

Wind-chill temperatures dropped to 10 below zero. The game had 14 punts, 14 penalties and five turnovers.

1984 Hall of Fame Bowl

Kentucky 20, Wisconsin 19

BIRMINGHAM, Ala. -- A fumbled snap on a 26-yard game-winning FG was the deciding play in Wisconsin's 20-19 loss to Kentucky.

The Badgers led 13-0 before a Wildcat rally. On its final drive, the UW drove inside Kentucky's 20-yard line to set up Todd Gregoire's potential game winner. The bad hold ended Bucky's victory plans.

1994 Rose Bowl

Wisconsin 21, UCLA 16

PASADENA, Calif. -- Wisconsin's defense forced six turnovers and Brent Moss rushed for 158 yards as the Badgers defeated UCLA in front of more than 70,000 UW partisans.

Trailing 21-16, UCLA's final drive made it to the Badger 18-yard line before Bruin QB Wayne Cook was stopped as time expired to give Wisconsin its first Rose Bowl win.

1995 Hall of Fame Bowl

Wisconsin 34, Duke 20

TAMPA, Fla. -- Senior Terrell Fletcher rushed for a Hall of Fame Bowl-record 241 yards as Wisconsin defeated Duke 34-20.

The Badger defense intercepted three passes in the first half as Wisconsin took an early lead. The Blue Devils eventually tied the contest before Fletcher took over in the second half, gaining 190 yards.

1996 Copper Bowl

Wisconsin 38, Utah 10

TUCSON, Ariz. -- Ron Dayne concluded his incredible freshman season with a 246-yard performance in a 38-10 Copper Bowl win over Utah. Dayne, the game MVP, had 152 yards at halftime as Wisconsin built a 31-3 lead.

The UW got big plays from its defense, including an 82-yard interception return and a blocked FG.

1998 Outback Bowl

Georgia 33, Wisconsin 6

TAMPA, Fla. -- A potent offense and suffocating defense keyed Georgia's 33-6 win in Tampa.

QB Mike Bobo completed 26-28 passes as the Bulldogs scored the opening 33 points. Dague Retzlaff scored UW's only points.

"We didn't play our best game, but Georgia had something to do with that," said Coach Barry Alvarez.

1999 Rose Bowl

Wisconsin 38, UCLA 31

PASADENA, Calif. -- Ron Dayne rushed for 246 yards, one off the Rose Bowl record, to key the Badgers' 38-31 win over the Bruins.

Jamar Fletcher extended the UW lead with an interception return for a TD and Wendell Bryant clinched the win by sacking UCLA's Cade McNown on the final play. More than 55,000 Badger fans attended.

BADGER BOWL RECORDS

Rushing Attempts — 39, Terrell Fletcher vs. Duke, 1995 Hall of Fame

Rushing Yardage — 246, Ron Dayne vs. Utah, 1996 Copper & Dayne vs. UCLA, 1999 Rose

TDs Rushing — 4, Ron Dayne vs. UCLA, 1999 Rose

Long Run — 54, Alan Ameche vs. USC, 1953 Rose & Ron Dayne vs. UCLA, 1999 Rose

Pass Attempts — 48, Ron Vander Kelen vs. USC, 1963 Rose

Pass Completions — 33, Ron Vander Kelen vs. USC, 1963 Rose

Passing Yardage — 401, Ron Vander Kelen vs. USC, 1963 Rose

TDs Passing — 2, three times

Longest Pass — 87, Randy Wright vs. Kansas State, 1982 Independence

Receptions — 11, Pat Richter vs. USC, 1963 Rose

Receiving Yardage — 163, Pat Richter vs. USC, 1963 Rose

TD Receptions — 1, nine times (MR: Dague Retzlaff vs. Georgia, '98 Outback)

Longest Reception — 87, Tim Stracka vs. Kansas State, 1982 Independence

Total Plays — 57, Ron Vander Kelen vs. USC, 1963 Rose

Total Offense — 406, Ron Vander Kelen vs. USC, 1963 Rose

Points — 24, Ron Dayne vs. UCLA, 1999 Rose

PATs — 5, three times

Field Goals — 4, Todd Gregoire vs. Kentucky, 1984 Hall of Fame

Longest Field Goal — 48, John Hall vs. Duke, 1995 Hall of Fame

Punt Returns — 3, Thad McFadden vs. Tennessee, 1981 Garden State & Keith Jackson vs. Duke, 1995 Hall of Fame

Punt Return Yardage — 75, Thad McFadden vs. Kentucky, 1984 Hall of Fame

Longest Punt Return — 67, Thad McFadden vs. Kentucky, 1984 Hall of Fame

Kickoff Returns — 5, Michael Jones vs. Kentucky, 1984 Hall of Fame

Kickoff Return Yardage — 100, Michael Jones vs. Kentucky, 1984 Hall of Fame

Longest Kickoff Return — 44, Thad McFadden vs. Tennessee, 1981 Garden State

Punting Average — 43.6, Kevin Stemke vs. Georgia, 1998 Outback

Longest Punt — 61, George Winslow vs. Kansas State, 1982 Independence

Interceptions — 1, fourteen times (MR: Jamar Fletcher vs. UCLA, 1999 Rose)

Interception Yardage — 82, Cyril Weems vs. Utah, 1996 Copper

Longest Interc. Return — 82, Cyril Weems vs. Utah, 1996 Copper

Career Bowl Records

RUSHING YARDAGE

Player	Bowls	Att	Yds	TD
Ron Dayne	3	71	528	7
Terrell Fletcher	2	36	305	2
Brent Moss	1	36	158	2
Alan Ameche	1	28	133	0
Mike Samuel	3	28	108	1

PASSING YARDAGE

Player	Bowls	PA-PC	Yds	TD
Ron VanderKelen	1	48-33	401	2
Randy Wright	2	45-18	306	4
Darrell Bevell	2	40-21	306	1
Mike Samuel	3	50-19	254	0

RECEIVING YARDAGE

Player	Bowls	Rec	Yds	TD
Pat Richter	1	11	163	2
Thad McFadden	2	7	104	0
Jeff Nault	2	7	96	1
Chris Chambers	2	6	72	0
Louis Holland	1	8	72	0

TACKLES

Player	Bowls	UT	AT	Tot.
Jim Melka	3	13	15	28
Pete Monty	3	15	10	25
Tim Krumrie	2	21	4	25
Jason Doering	2	16	6	22
Donnel Thompson	2	16	4	20

TACKLES FOR LOSS


Player	Bowls	TFL	Yds
Tom Burke	3	6	15
Bob Adamov	3	3	13
Wendell Bryant	1	2	10
Donnel Thompson	2	2	7
Darryl Sims	3	2	na
Tim Krumrie	2	2	na

INTERCEPTIONS


Player	Bowls	Int	Yds
Jeff Messenger	2	2	19
Cyrill Weems	1	1	82
Jamar Fletcher	1	1	46
Pete Monty	3	1	24
Jason Suttle	2	1	17

PASSES BROKEN UP

Player	Bowls	PBU
Jamar Fletcher	1	4
Matt VandenBoom	2	4
David Greenwood	2	3
Leonard Taylor	3	2
Wendell Bryant	1	2



Tight end Pat Richter



Cornerback Jamar Fletcher

BADGER TRADITIONS

Badger Nickname

The team's nickname, "Badgers," was borrowed from the state of Wisconsin many years ago. The territory was dubbed the "Badger State," not because of animals in the region, but rather an association with lead miners in the 1820s.

Prospectors came to the state looking for minerals. Without shelter in the winter, the miners had to "live like badgers" in tunnels burrowed into hillsides.

Bucky Badger

Badgers in various forms have been recognized as the school mascot for decades. In 1949, a contest was staged to name the popular badger. The winner was Buckingham U. Badger, or Bucky. The name apparently came from the lyrics in a song which encouraged the football team to "buck right through that line."

Bucky celebrated his 50th birthday in the Badgers' regular season finale vs. Iowa on Nov. 13.

Motion "W"

When Barry Alvarez came to Madison, he decided that the helmet logo needed to be updated to signal a new era in Wisconsin football.


He entertained 15-20 different designs in 1990 before Rayovac artist Rick Suchanek developed the "Motion W," which included a tail at the back of the logo. Alvarez thought the tail was a bit much, but when it was removed, decided to go with it. The University bought the rights to the design, and the logo has been adopted by all UW sports.

A World-class University

The University of Wisconsin, founded in 1848, has been recognized throughout its history as one of the nation's leading institutions of higher learning. *Kiplinger's* personal finance magazine in 1998 ranked UW-Madison sixth-best among the top 100 values in state universities.

Consider some of the more prominent achievements of the students, staff and alumni of UW-Madison:

- Wisconsin is one of just 62 members of the Association of American Universities, the most prestigious organization of higher education in the United States.
- *U. S. News and World Report* ranked the UW-Madison eighth in academic reputation among public universities.
- UW-Madison ranks first nationwide in voluntary support among public institutions.
- University researchers discovered Vitamins A, B and D as well as linking cancer to the use of saccharine and cyclamates.
- Researchers at UW developed the Orbiting Astronomical Observatory in 1968, the world's first true space observatory.




- According to Standard & Poor's, Wisconsin is second nationally in producing corporate executives.
- UW-Madison is second nationally in sending volunteers to join the Peace Corps.
- The Alumni Association has a network of 116 chapters around the world helping to serve 300,000 alumni. The chapters have raised

\$3.5 million in scholarships.

- Wisconsin has the top-rated Department of Education in the nation according to a 1994 study conducted at Illinois.
- Libraries on UW-Madison's 932-acre campus house more than 5.8 million volumes, 14th most in the nation, according to the Association of Research Libraries.
- Through its history, UW-Madison has produced 14 Nobel Prize winners, 22 Pulitzer Prize winners, 52 members of the National Academy of Sciences, 17 members of the National Academy of Engineering and five members of the National Academy of Education.
- *U.S. News and World Report* recently rated the UW-Madison's sociology, women's history and speech pathology departments No. 1 in the nation. Additionally, the magazine ranked educational psychology second, education third, chemical engineering fourth, and veterinary medicine ninth.
- UW Hospitals and Clinics is among the leading transplant centers in the nation. *U.S. News and World Report* rated the University of Wisconsin Hospitals and Clinics in the top three percent in the United States' medical institutions.

BADGERS RATE AMONG THE

nation's best!



COLLEGE FOOTBALL'S BEST The national polls

Associated Press

1. Florida State
2. Virginia Tech
3. Nebraska
4. WISCONSIN
5. Alabama
6. Tennessee
7. Kansas State
8. Michigan
9. Michigan State
10. Florida

ESPN/ USA Today

1. Florida State
2. Virginia Tech
3. Nebraska
4. WISCONSIN
5. Tennessee
6. Alabama
7. Kansas State
8. Michigan
9. Michigan State
10. Florida


WISCONSIN'S 1999 NCAA OFFENSIVE RANK

SCORING: 35.6 ppg; 10th

RUSHING: 277.9 ypg; 3rd

PASS EFFICIENCY: 134.7 points; 20th

TOTAL: 423.0 ypg; 17th




WISCONSIN'S 1999 NCAA DEFENSIVE RANK


SCORING: 13.2 ppg; 5th

RUSHING: 120.4 ypg; 33rd

PASS EFFICIENCY: 96.3 points; 5th

TOTAL: 301.6 ypg; 14th





Demetrius Brown

WISCONSIN

1999 SENIORS

TWO-TIME BIG TEN CHAMPS



Marcus Carpenter



Ron Dayne




Chris Ghidorzi



Chris Janek




Scott Kavanagh




Philip Koch




Chris McIntosh




Ahmad Merritt



Sam Mueller




Bobby Myers




Vitaly Pisetsky




Rob Roell



Tim Rosga



Mark Tauscher



Donnel Thompson