



LIBRARIES

UNIVERSITY OF WISCONSIN-MADISON

Hamilton drafting room furniture price list: Pacific coast territory. Catalog No. 12 December 1, 1941

[s.l.]: [s.n.], December 1, 1941

<https://digital.library.wisc.edu/1711.dl/ITTQ6JEOQXJAF8N>

This material may be protected by copyright law (Title 17, US Code).

For information on re-use see:

<http://digital.library.wisc.edu/1711.dl/Copyright>

The libraries provide public access to a wide range of material, including online exhibits, digitized collections, archival finding aids, our catalog, online articles, and a growing range of materials in many media.

When possible, we provide rights information in catalog records, finding aids, and other metadata that accompanies collections or items. However, it is always the user's obligation to evaluate copyright and rights issues in light of their own use.

HAMILTON

DRAFTING ROOM FURNITURE

PRICE LIST

PACIFIC COAST TERRITORY

CATALOG NO. 12

::

DECEMBER 1, 1941

These prices apply only in the states of Arizona, California, Idaho,
Montana, Nevada, Oregon, Utah, and Washington



TERMS 30 DAYS NET, NO CASH DISCOUNT
10% discount allowed on any one order for \$1,000 or more.

HAMILTON MANUFACTURING CO.

GENERAL SALES OFFICES AND FACTORY — TWO RIVERS, WIS.
EASTERN WAREHOUSE — RAHWAY, NEW JERSEY

BRANCH OFFICES

NEW YORK

114 East 32nd Street
New York, N. Y.

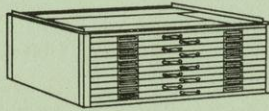
CHICAGO

11 South La Salle Street
Chicago, Illinois

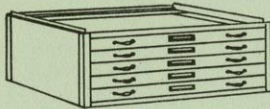
WASHINGTON

1427 Eye Street, N. W.
Washington, D. C.


HAMILTON DRAFTING FURNITURE




Shallow Drawer Unit




5 Drawer Unit




6 Drawer Unit



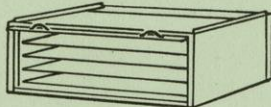
3 Drawer Unit



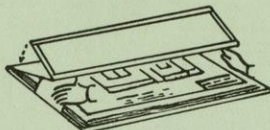
3 Drawer Unit



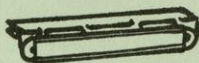
1 Drawer Unit



Shelf Filing Unit



Tracing Folders



Label Holder Pull

PAGES 8-9—SHALLOW DRAWER UNITS

Line Number	Unit Number	No. of Drawers	Size of Tracing Accommodated	Shipping Weight	Price
2436	Not available in this size.				
24036	19070	10	24x36"	530	\$204.50
3042	Not available in this size.				
30042	18094	10	30x42"	600	234.00
3648	Not available in this size.				
36048	19004	10	36x48"	700	290.00
42072	19017	6	42x72"	Prices on Appl.	
25059	19032	8	25x59"	Prices on Appl.	

PAGE 10—5 DRAWER, 6 DRAWER, AND 3 DRAWER UNITS

Line Number	Unit Number	No. of Drawers	Size of Record	Shipping Weight	Price
2436	1830	5	24x36"	225	\$ 80.50
2436	1826	3	24x36"	150	64.50
2436	1828	6	24x36"	285	95.50
24036	19085	5	24x36"	261	85.00
25059	19031	5	25x59"	Prices on Appl.	
3042	1848	5	30x42"	285	91.00
3042	1844	3	30x42"	190	72.50
3042	1850	6	30x42"	330	104.50
30042	18048	5	30x42"	305	103.00
30042	18049	3	30x42"	Prices on Appl.	
3648	1868	5	36x48"	345	115.00
36048	18068	5	36x48"	373	121.50
42072	19016	5	42x72"	700	270.00

PAGE 11—DEEP 3 DRAWER AND 1 DRAWER UNIT

Line Number	Unit Number	No. of Drawers	Size of Record	Shipping Weight	Price
2436	1831	3	24x36"	175	\$ 61.00
2436	1825	1	24x36"	108	47.00
3042	1849	3	30x42"	215	69.00
3042	1843	1	30x42"	130	48.50
3648	1869	3	36x48"	260	99.00

PAGE 11—SHELF FILING UNITS

Line Number	Unit Number	Size of Record	Shipping Weight	Price
24036	19086	24x36"	215	\$ 85.00
25059	19034	25x59"	Prices on Appl.	
30042	18095	30x42"	286	124.50
36048	19006	36x48"	345	140.50

PAGE 11—TRACING FOLDERS, PULLS AND LIFTERS


Line Number	Unit Number	Size of Record	Shipping Weight	Price
2436	1951	24x36"	7	\$ 3.50*
24036	19088	24x36"	6	4.00*
3042	1952	30x42"	10	4.00*
30042	19052	30x42"	8	4.50*
3648	1953	36x48"	18	5.50*
36048	19053	36x48"	10	5.00*
25059	19055	25x59"	Prices on Appl.	

(*) Crating charges (less than 25): 1951—\$2.00; 1952—\$2.25; 1953—\$2.75; 19052—\$2.25; 19053—\$2.75; 19088—\$2.00.

Crating charge does not apply when folders are shipped with units.

1958	Tracing Folder Lifter	-----	\$. 50
1959	Label Holder and Pull	-----	. 40
19058	Tracing Folder Lifter	-----	. 50
19059	Label Holder and Pull	-----	. 40

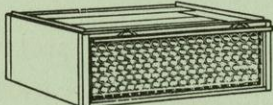
HAMILTON DRAFTING FURNITURE



Drawer Unit for Rolled Tracings

PAGE 12—DRAWER UNITS FOR ROLLED TRACINGS


Line Number	Unit Number	No. of Drawers	Drawer Cap.	Size of Roll to be Filled	Shipping Weight	Price
24036	19027	3	11	3 $\frac{3}{8}$ x30"	245	\$136.50
24036	19028	5	19	2 x30"	315	145.00
24036	19029	10	37	1 x30"	580	329.00
30042	19047	3	13	3 $\frac{3}{8}$ x36"	295	158.00
30042	19048	5	23	2 x36"	390	178.50
30042	19049	10	43	1 x36"	780	359.00
36048	18063	3	15	3 $\frac{3}{8}$ x42"	373	165.50
36048	18064	5	25	2 x42"	540	206.00
36048	18065	10	47	1 x42"	Prices on Appl.	
42072	18066	5	37	2 x48"	Prices on Appl.	



Tube Unit

PAGE 12—TUBE UNITS FOR ROLLED TRACINGS

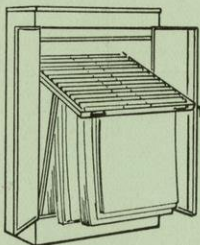
Line Number	Unit Number	No. of Tubes	Size of Roll	Shipping Weight	Price
2436	1832	80	2x27"	186	\$ 72.50
3042	1846	95	2x34"	170	75.50



Vertical Filing Unit

PAGE 13—VERTICAL FILING UNITS

Number	Size of Record	No. of Pockets	Size of Folders	No. of Folders	Shipping Weight	Price
406	24x36"	15	38x28 $\frac{1}{4}$ "	60	500	\$254.00
407	30x42"	15	44x34 $\frac{1}{4}$ "	60	550	291.00
408	36x48"	15	50x37 $\frac{3}{4}$ "	60	625	322.00



Hamilton-Calumet Vertical File

PAGE 14—HAMILTON-CALUMET VERTICAL FILES

Unit Number	Maximum Filing Size	Shipping Weight	Price
1876	30x70"	380	\$243.00
1877	36x70"	485	256.00
1878	42x70"	470	263.50
1879	48x70"	515	293.00



19040 Vertical File Unit



19041 Vertical File Unit

PAGE 15—DRAWER UNITS FOR VERTICAL FILING

Line Number	Unit Number	No. of Drawers	Size of Record to be Filled	Shipping Weight	Price
24036	19040	3	9x12"	280	\$196.00
24036	19041	2	12x18"	290	187.50
24036	19042	2	18x24"	695	365.00



No. 19042 Vertical Unit

PAGE 16—FIELD BOOK UNIT

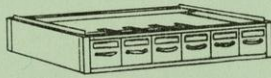
Line Number	Unit Number	No. of Drawers	Shipping Weight	Price
24036	19091	4	234	\$117.50



No. 19091 Field Book Unit

HAMILTON DRAFTING FURNITURE

PAGE 16—CARD FILE UNITS




Card File Unit

Line Number	Unit Number	No. of Drawers	Shipping Weight	Price
2436	1840	5	132	\$ 92.50
24036	19093	5	125	98.50
3042	1858	6	145	101.00
30042	18058	6	195	135.00

PAGE 16—INTERLOCKING CAPS AND BASES


PLAIN CAPS— $1\frac{1}{8}$ " High



Plain Cap

Line Number	Cap Number	Shipping Weight	Price
2436	1835	35	\$ 11.00
24036	19033	40	12.00
25059	19030	60	34.00
3042	1853	55	14.00
30042	18053	55	16.00
3648	1867	60	17.00
36048	18067	70	18.50
42072	19015	130	54.50

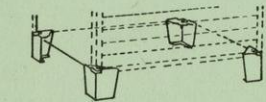
LINOLEUM COVERED CAPS— $1\frac{1}{8}$ " High



Flush Base

Line Number	Cap Number	Shipping Weight	Price
3042	1851	15	\$ 34.00

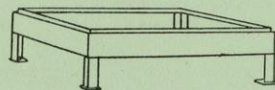
FLUSH BASES—4" High



6 Inch Sanitary Base Legs

Line Number	Base Number	Shipping Weight	Price
2436	1837	20	\$ 8.50
24036	19095	15	9.00
25059	19037	50	33.50
3042	1855	41	11.00
30042	18055	35	12.00
3648	1873	40	11.50
36048	18073	40	13.00
42072	19025	78	27.00

SANITARY BASES



12 Inch Sanitary Base

Line Number	Base Number	Height	Shipping Weight	Price
2436	1839	22 $\frac{1}{8}$ "	58	\$ 21.50
2436	1841	12"	45	15.00
24036	19097	12"	45	16.50
3042	1856	5 $\frac{1}{8}$ "	35	13.00
3042	1857	22 $\frac{1}{8}$ "	70	21.50
3042	1861	12"	52	16.50
30042	18061	12"	60	18.00
	1874	5 $\frac{1}{8}$ "	17	7.00
	18074	5 $\frac{1}{8}$ "	17	7.00
3648	1912	12"	63	21.00
36048	19012	12"	65	21.50

PAGE 16—UNIT ADAPTERS

No. 19098	For placing 2436 units on 24036 line units	Prices on Appl.
No. 19099	For placing 24036 units on 3042 line units	Prices on Appl.
No. 19099A	For placing 3042 units on 30042 line units	Prices on Appl.

EXTRAS FOR HAMILTON STEEL SECTIONAL PLAN FILE CABINETS

GEIMER PAPER WEIGHTS—When drawers are equipped with Geimer Paper Weights instead of the regular Pantasote Covers, the prices per drawer, including partitions are as follows:

- Style A—No extra charge.
- Style B—2 compartments, \$3.00.
- Style C—4 compartments, \$5.50.
- Style D—6 compartments, \$8.00.
- Style E—8 compartments, \$11.00.

PARTITIONS FOR STEEL HORIZONTAL FILING UNITS

Drawers in Units can be ordered equipped as follows:
 Extra per Drawer—Style B, \$.50; Style C, \$1.25;
 Style D, \$1.75; Style E, \$2.25.

Partitions for Subdividing Drawers Extra as follows:
 Partition No. 1, for Style B Drawer, each \$.50
 Partition No. 2, left to right in center, for Styles C, D, or E, each \$.75
 Partition Nos. 1 and 2 will interlock, and make style C, D, or E drawers.

We furnish Screw Studs for fastening partitions to bottom of drawers. Partitions can be rearranged later if desired. When ordering give inside size and height of drawer, giving unit number if possible.


LOCKS AND LOCKING DEVICES

Locking Devices to lock all drawers in 3-Drawer, 5-Drawer, and 6-Drawer Units \$10.00
 Locking Device on Shallow Drawer Units—Extra per Unit \$30.00
 Locking Device for Roll Tracing Units requires special construction. Write for prices.


NOTE: Prices for Special Finishes on Application.

HAMILTON DRAFTING FURNITURE

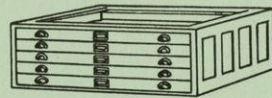
PAGE 17—OAK PLAN FILE UNITS



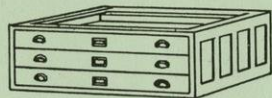
Cap Nos. 32-T, 37-T, 44-T



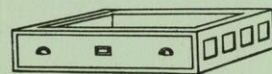
Cap Nos. 32-B, 37-B, 44-B



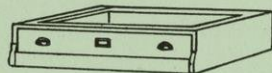
Nos. 32-C, 37-C, 44-C



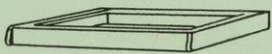
Nos. 32-D, 37-D




Unit Nos. 32-E, 37-E



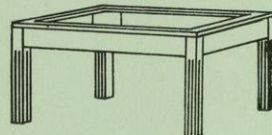
Unit Nos. 32-F, 37-F



Base Nos. 32-G, 37-G, 44-G



Base Nos. 32-H, 37-H, 44-H




Base Nos. 32-J, 37-J




Unit Nos. 32-M, 37-M



Unit Nos. 32-L, 37-L



Unit Nos. 32-K, 37-K



Unit No. 32-P with 6 Drawers
Unit No. 37-P with 5 Drawers

	Shipping Weight	Price
37-T Plain Cap	35	\$12.00
37-B Moulded Cap	50	19.00
37-C 5-Drawer Section	120	47.00
37-D 3-Drawer Section	94	41.00
37-E 1-Drawer Section	45	26.50
37-F Base with Drawer	66	28.50
37-G Plain Base	30	11.00
37-H Low Sanitary Base	25	12.00
37-J High Sanitary Base	55	21.00
37-K 3-Drawer Unit	105	40.00
37-L 3-Drawer Section	85	32.50
37-M 5-Drawer Unit	120	50.00
37-P 5-Drawer Card File Unit.....	90	75.50
32-T Plain Cap	50	13.50
32-B Moulded Cap	60	21.00
32-C 5-Drawer Section	140	53.00
32-D 3-Drawer Section	125	48.50
32-E 1-Drawer Section	90	32.00
32-F Base with Drawer	90	32.00
32-G Plain Base	35	12.00
32-H Low Sanitary Base	33	12.00
32-J High Sanitary Base	80	24.00
32-K 3-Drawer Unit	110	45.00
32-L 3-Drawer Unit	110	38.50
32-M 5-Drawer Unit	140	55.00
32-P 6-Drawer Card File Unit.....	112	77.50
44-T Plain Cap	65	20.00
44-B Moulded Cap	80	30.50
44-C 5-Drawer Unit	215	95.50
44-G Flush Plain Base	40	16.50
44-H Low Sanitary Base	40	16.50

EXTRAS ON ALL OAK SECTIONAL PLAN FILE CABINETS

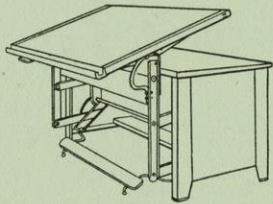
Style A drawers (no partitions) furnished unless otherwise ordered.

Extra for partitioned drawers in oak construction:

Style B Drawer (2 compartments).....	40c extra per drawer
Style C Drawer (4 compartments).....	\$1.00 extra per drawer
Style D Drawer (6 compartments).....	\$1.50 extra per drawer
Style E Drawer (8 compartments).....	\$2.00 extra per drawer
Hold down wires, extra per pair.....	30c
Locking Device to lock all drawers in 3, 4, or 5 drawer Cabinets.....	\$5.00

10% extra for mahogany or walnut finish on oak.

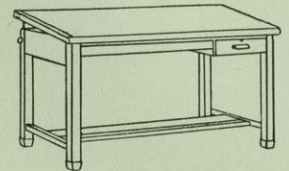
HAMILTON DRAFTING FURNITURE



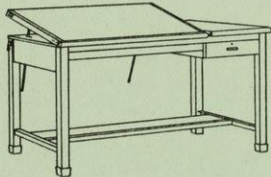
Nos. 1818, 1819, and 1820

PAGES 19 to 21—AUTO-SHIFT DRAWING TABLES

No.	Size of Top	Shipping Weight	Price
1817	Reference Table -----	200	\$ 69.00
1818	36x60" -----	432	153.00
1819	36x72" -----	470	166.50
1820	42x72" -----	480	173.00
1823*	2-Drawer Unit -----	150	37.00




Nos. 1802, 1806, 1808 and 1812



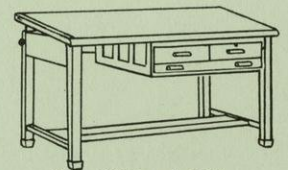
No. 1800

PAGES 22 to 26—STEELWOOD DRAWING TABLES

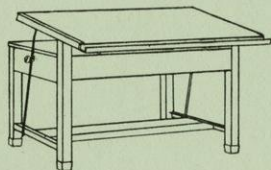
No.	Size of Top	Shipping Weight	Price
1800	36x48" -----	275	\$103.00
1801	36x60" -----	220	80.00
1801A	36x72" -----	260	87.50
1801B	42x72" -----	285	91.50
1802	36x60" -----	220	75.00
1802D	36x60" -----	310	102.50
1806	36x72" -----	260	81.00
1806D	36x72" -----	360	112.00
1807	36x72" -----	290	104.00
1808	42x72" -----	290	86.50
1808D	42x72" -----	385	115.50
1812	42x84" -----	325	99.00
1812D	42x84" -----	425	130.00
1816	42x84" -----	340	125.00



Nos. 1802-D, 1806-D, 1808-D, and 1812-D



Nos. 1807 and 1816




Nos. 1801, 1801-A and 1801-B

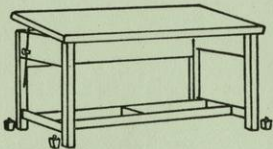
PAGE 25—AUXILIARY UNITS

No.	Shipping Weight	Price
*1824	2-Drawer Unit ----- 90	\$ 27.50
*1827	2-Drawer Unit ----- 100	31.00

* Prices given are for shipment with tables. If ordered separately, add \$2.50 for crating.



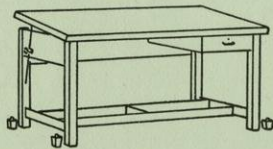
Nos. 1824 and 1827



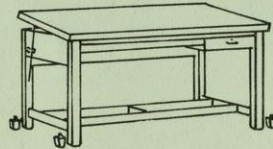
250-A, 220 and 230, Adj. Top
255-A, 225 and 240, Fixed Top

PAGE 28 and 29—WOOD 4-POST TABLES


No.	Size of Top	Shipping Weight	Price
250-A Adj.	36x60" -----	145	\$56.50
255-A Fixed	36x60" -----	135	53.50
220 Adj.	36x72" -----	180	63.50
225 Fixed	36x72" -----	180	60.00
230 Adj.	42x84" -----	225	79.50
240 Fixed	42x84" -----	205	75.50
251 Adj.	36x60" -----	185	68.00
256 Fixed	36x60" -----	175	65.00
221 Adj.	36x72" -----	215	74.50
226 Fixed	36x72" -----	210	71.00
230-A Adj.	42x84" -----	240	89.00
240-A Fixed	42x84" -----	230	85.50
250 Adj.	36x60" -----	185	75.00
255 Fixed	36x60" -----	160	69.00
221-A Adj.	36x72" -----	233	81.00
226-A Fixed	36x72" -----	205	75.50
231 Adj.	42x84" -----	297	99.00
241 Fixed	42x84" -----	265	92.00
250-D Adj.	36x60" -----	275	102.50
255-D Fixed	36x60" -----	250	100.00
221-AD Adj.	36x72" -----	333	112.00



251, 221 and 230-A, Adj. Top
256, 226 and 240-A, Fixed Top

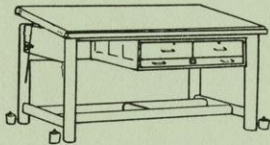


250, 221-A and 231, Adj. Top
255, 226-A and 241, Fixed Top

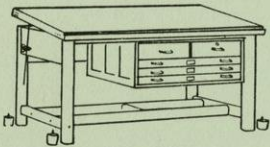


250-D, 221-AD & 231-D, Adj. Top
255-D, 226-AD & 241-D, Fixed Top

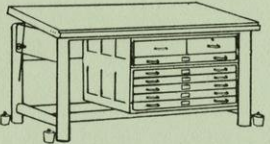
HAMILTON DRAFTING FURNITURE



222, 235 and 232, Adj. Top
227, 245 and 242, Fixed Top



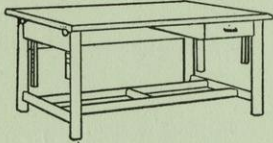
223, 236 and 233, Adj. Top
228, 246 and 243, Fixed Top



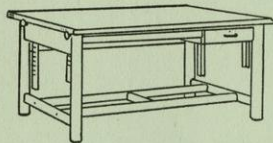
224, 237 and 234, Adj. Top
229, 247 and 244, Fixed Top



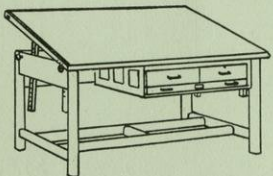
Nos. 189 and 190



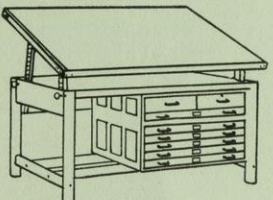
Nos. 140-A, 143-A, 146-A, 151-A



140-B, 143-B, 146-B and 151-B



141, 144, 147, 148, 152 and 153



142, 145, 149, 150, 154 and 155

PAGE 28 and 29—WOOD 4-POST TABLES—Continued

No.	Size of Top	Shipping Weight	Price
226-AD	Fixed 36x72"	305	\$110.00
231-D	Adj. 42x84"	397	130.00
241-D	Fixed 42x84"	365	127.00
222	Adj. 36x72"	265	104.00
227	Fixed 36x72"	250	99.00
235	Adj. 42x84"	305	117.50
245	Fixed 42x84"	290	114.50
232	Adj. 42x84"	327	125.00
242	Fixed 42x84"	310	119.50
223	Adj. 36x72"	300	109.50
228	Fixed 36x72"	280	105.50
236	Adj. 42x84"	350	130.50
246	Fixed 42x84"	325	124.00
233	Adj. 42x84"	366	135.00
243	Fixed 42x84"	345	129.50
224	Adj. 36x72"	363	151.00
229	Fixed 36x72"	344	146.50
237	Adj. 42x84"	385	166.50
247	Fixed 42x84"	400	163.50
234	Adj. 42x84"	460	179.00
244	Fixed 42x84"	465	175.00

PAGE 29—AUXILIARY UNITS

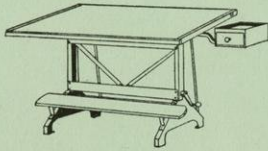
No.	Shipping Weight	Price
*189	90	\$27.50
*190	100	31.00

* Prices given are for shipment with tables. If ordered separately, add \$2.50 for crating.

PAGE 30—ADJUSTABLE WOOD 4-POST TABLES

No.	Size of Top	Shipping Weight	Price
140-A	36x60"	195	\$77.00
143-A	36x72"	220	83.00
146-A	42x72"	235	90.00
151-A	42x84"	230	95.50
140-B	36x60"	210	82.50
143-B	36x72"	242	89.00
146-B	42x72"	245	96.00
151-B	42x84"	290	101.00
141	36x60"	250	105.50
144	36x72"	270	111.00
147	42x72"	310	124.00
148	42x72"	285	119.50
152	42x84"	480	138.50
153	42x84"	320	126.00
142	36x60"	351	152.50
145	36x72"	375	159.00
149	42x72"	460	177.00
150	42x72"	365	164.50
154	42x84"	475	183.50
155	42x84"	420	173.00

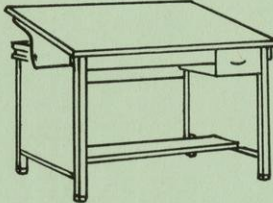
HAMILTON DRAFTING FURNITURE



Nos. 211, 213 and 215

PAGE 31—STEEL BASE DRAWING TABLES


No.	Size of Top	Shipping Weight	Price
211	36x48"	225	\$85.50
213	36x60"	235	89.00
215	42x72"	285	95.50
120	Swing Drawer and Tray	20	9.50



Nos. 19062, 19063 and 19064

PAGE 32—HAMILTON-CALUMET EFFICIENCY ENGINEERING DESKS

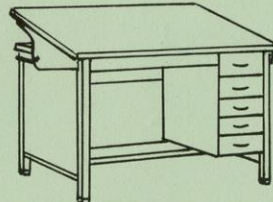
No.	Size of Top	Shipping Weight	Price
19062	36x64"	270	\$140.50
19063	36x72"	395	155.00
19064	42x84"	425	164.00
19062-A	36x64"	430	180.00
19063-A	36x72"	455	186.00
19064-A	42x84"	477	198.00
19062-B	36x64"	405	189.00
19063-B	36x72"	440	199.00
19064-B	42x84"	510	210.50



19062-A, 19063-A and 19064-A

AUXILIARY UNITS FOR HAMILTON-CALUMET EFFICIENCY ENGINEERING DESKS

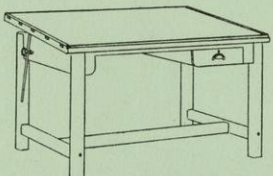
No.	Shipping Weight	Price
19063-C	70	\$ 34.50
19064-D	90	46.50



19062-B 19063-B and 19064-B

PAGE 33—MONARCH DRAWING TABLES

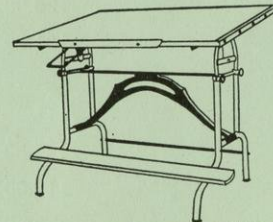
No.	Size of Top	Shipping Weight	Price
166	36x48"	120	\$ 50.50
167	36x54"	125	53.00
168	36x60"	155	57.50
169	36x72"	169	65.50



Monarch Drawing Table

PAGE 34—STREMLINE DRAWING TABLES

No.	Size of Top	Shipping Weight	Price
410	36x48"	155	\$ 89.00
411	36x54"	165	70.25
412	36x60"	174	71.25
413	36x72"	186	74.75
414	42x60"	188	75.00
415	42x72"	200	75.50



Stremeline Drawing Table

ACCESSORIES

No.	Shipping Weight	Price
410-R	8	\$ 15.50
410-S	56	16.50

PAGE 35—CHAMPION PEDESTAL TABLES

No.	Size of Top	Shipping Weight	Price
110	31x42"	90	\$ 34.50
111	36x48"	110	39.50
111-A	36x54"	115	41.00
112	36x60"	127	43.50
113	42x72"	160	53.00
114	42x84"	175	57.00



Champion Drawing Table

ACCESSORIES

No.	Shipping Weight	Price
118	20	\$ 5.50
119	25	8.50
120	20	9.50

HAMILTON DRAFTING FURNITURE



Ideal Drawing Table

PAGE 36—IDEAL PEDESTAL TABLES

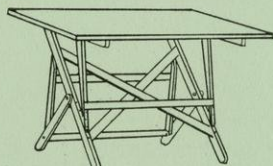
No.	Size of Top	Shipping Weight	Price
157	24x32"	60	\$ 22.00
158	31x42"	75	27.50
159	36x48"	100	35.00
160	36x60"	115	37.50



Folding Drawing Table

PAGE 36—IDEAL-UNIVERSAL TABLES

No.	Size of Top	Shipping Weight	Price
157-A	24x32"	75	\$ 33.00
158-A	31x42"	95	39.00



Trestle Drawing Table

PAGE 37—FOLDING PEDESTAL TABLES

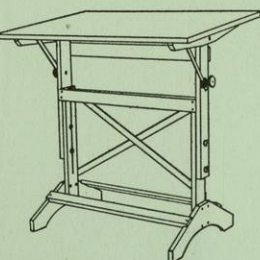
No.	Size of Top	Shipping Weight	Price
162	24x32"	40	\$ 19.50
163	31x42"	60	24.00
164	36x48"	70	28.50



Perfection-Monroe Table

PAGE 37—TRESTLE PEDESTAL TABLES

No.	Size of Top	Shipping Weight	Price
170	31x42"	60	\$ 30.00
171	36x48"	84	38.00
172	36x60"	108	41.50



Economy Table

PAGE 37—PERFECTION-MONROE TABLES

No.	Size of Top	Shipping Weight	Price
175	24x32"	60	\$ 23.00
176	31x42"	70	30.00
177	36x48"	90	36.50
178	36x54"	111	39.50
179	36x60"	115	41.00

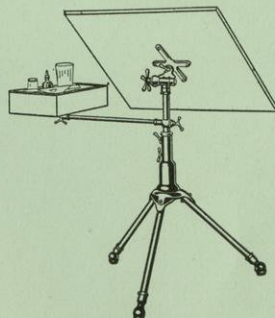
PAGE 38—ECONOMY DRAWING TABLES

No.	Size of Top	Shipping Weight	Price
438	23x31"	30*	\$ 9.75
439	24x36"	31*	10.00

* Weights each for tables packed 3 to a carton.




No. 432 Sterling Stand



No. 430 Peerless Stand


PAGE 39—HAMILTON-HOFFMAN STANDS

No.	Shipping Weight	Price
430 Stand	27	\$15.00
432 Stand	20	13.00
434 Bracket	15	10.00
436-A Oak Top	25	12.00
436-B Drawer	20	12.00
436-C Tray	15	8.50
436-K Bracket Clamp	3	4.00
436-M Sector Head	15	5.00
436-N Extension Arm	—	5.00
436-P Center Plate	—	2.00



No. 434 Bracket


HAMILTON DRAFTING FURNITURE



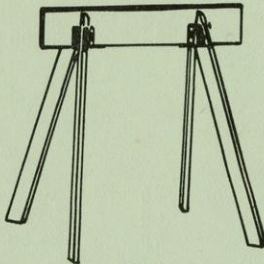
No. 181

PAGE 40—HORSES

No.	Shipping Weight	Price
180	35	\$ 13.00
180-A	30	11.00
181	45	14.50
182	45	16.75




No. 182



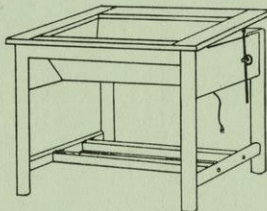
180-A

PAGE 40—TYPEWRITER TABLES

No.	Shipping Weight	Price
5983	30	\$ 11.50
5991	35	12.00




No. 5983



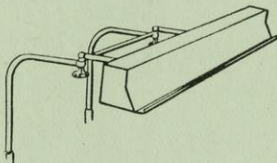
No. 165

PAGE 41—FLUORESCENT TRACING TABLES

No.	Size of Top	Weight	Price
165	Tracing Table 36x48"	184	\$108.00
183	Tracing Table 31x32"	123	81.00
188	Portable Tracing Board	40	49.50



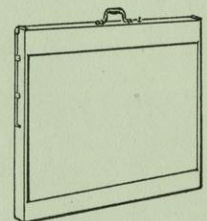
No. 183



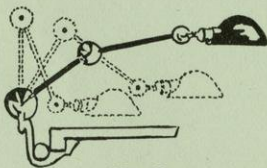
No. 1810

PAGE 42—FLUORESCENT DRAFTING LIGHT

No.	Shipping Weight	Price
1810	Fluorescent Light	35 \$ 31.50



No. 188



No. 39

PAGE 42—ADJUSTABLE TABLE LIGHT

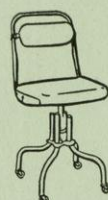
No.	Shipping Weight	Price
39	Adjustable Light	4 \$ 8.50
39-A	Adjustable Light	6 11.00



No. 421 Stool



No. 423 Stool



No. 417 Chair

PAGE 43—STOOLS AND CHAIRS

No.	Weight	Price
423	Drafting Stool	25 \$ 17.00
421	Drafting Stool	20 14.50
428	Comfort Cushion	5 5.00
417	Drafting Chair	35 24.00


HAMILTON DRAFTING FURNITURE

PAGE 44—STRAIGHT EDGES AND PARALLEL RULE ATTACHMENTS



No. 58 Straight Edge

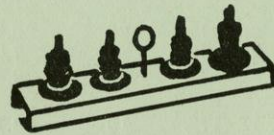
No. 58 Hamilton Formica Lumarith Straight Edge—			
42" -----	\$ 6.60	64" -----	11.50
48" -----	7.25	72" -----	12.45
54" -----	8.05	84" -----	19.00
60" -----	10.70	96" -----	25.00
45-B Hamilton Parallel Rule Attachment— (For table top with steel end cleats) Attachment only ----- \$ 4.00			
46 Hamilton Parallel Rule Attachment— (For table tops with wood end cleats) Attachment only ----- 3.00			
42 Counter Weight ----- 3.50			



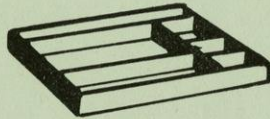
Nos. 47 and 47-A

PAGE 45—PAPER DISPENSERS

No.		Shipping Weight	Price
47	Sensitized Paper Dispenser, 36" -----	17	\$ 13.00
47-A	Sensitized Paper Dispenser, 42" -----	20	16.00



No. 133 INK BOTTLE,
(Without Bottles)----\$.50



No. 117 TOOL TRAY,
(Tables Nos. 250-258) \$1.00




No. 124 TOOL TRAY,
(32-K and M Units) \$1.50



No. 129 TOOL TRAY,
(37-K and M Units) \$1.35

PAGE 45—DRAWING TABLE DUST COVERS




Hamilton Dust Cover

No.	Size	Price
219-A	24x32" -----	\$3.25
219-B	31x42" -----	3.75
219-C	36x48" -----	4.00

No.	Size	Price
219-D	35x54" -----	\$4.50
219-E	36x60" -----	4.75
219-G	36x72" -----	5.00
219-H	42x60" -----	5.00
219-J	42x72" -----	5.50
219-K	42x84" -----	5.75
219-L	48x72" -----	6.00
219-M	48x84" -----	7.25
219-P	48x96" -----	8.50
219-R	48x108" -----	10.00
219-S	48x120" -----	11.50

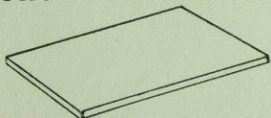
PAGE 47—INCLINED DRAWING BOARDS



Hamilton Inclined Board

No.	Size	Weight	Price
298	Inclined Board 24x36" -----	25	\$ 8.00
299	Inclined Board 31x42" -----	35	11.00

PAGE 47—STEEL EDGE DRAWING BOARDS



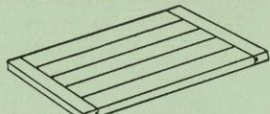
Steel-Edge Board

Steeledge boards are packed 12 to a carton. Weights given are weights each based on packing 12 to a carton.

No.	Size	Weight	Price
641	Basswood ----- 12x17"	3	\$1.25
642	Basswood ----- 16x21"	4	1.70
643	Basswood ----- 16x22"	4.5	1.75
644	Basswood ----- 18x24"	6	2.15
645	Basswood ----- 20x24"	7.2	2.35
646	Basswood ----- 20x24½"	7.5	2.40
647	Basswood ----- 20x26"	8	\$2.55
648	Basswood ----- 23x31"	10.8	3.35
649	Basswood ----- 24x36"	15	4.30
650	Basswood ----- 31x42"	18	6.05
651	Pine ----- 12x17"	3	1.40
652	Pine ----- 16x21"	4	1.80
653	Pine ----- 16x22"	4.5	1.95
654	Pine ----- 18x24"	6	2.25
655	Pine ----- 20x24"	7.2	2.50
656	Pine ----- 20x24½"	7.5	2.60
657	Pine ----- 20x26"	8	2.65
658	Pine ----- 23x31"	10.8	3.45
659	Pine ----- 24x36"	15	4.35
660	Pine ----- 31x42"	18	6.35

HAMILTON DRAFTING FURNITURE

PAGE 47—STYLE "A" DRAWING BOARDS

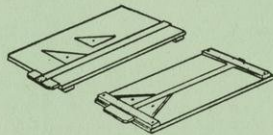


Style "A" Board

Weights given are average weight per board in lots of forty-eight.

No.	Style "A" Board	Size	Weight	Price
285	Basswood	12x17"	3	\$1.10
286	Basswood	16x21"	4.5	1.55
287	Basswood	16x22"	4.5	1.65
288	Basswood	18x24"	5.5	1.95
289	Basswood	20x24"	6.2	2.10
290	Basswood	20x24½"	6.3	2.10
291	Basswood	20x26"	6.5	2.20

No.	Size	Weight	Price
292	Basswood 23x31"	8	\$2.90
293	Basswood 24x36"	9.5	3.75
294	Basswood 31x42"	10	5.55
270	Pine 12x17"	3	\$1.25
271	Pine 16x21"	4.5	1.60
272	Pine 16x22"	4.5	1.75
273	Pine 18x24"	5.5	2.10
274	Pine 20x24"	6.2	2.35
275	Pine 20x24½"	6.3	2.40
276	Pine 20x26"	6.5	2.45
277	Pine 23x31"	8	3.35
278	Pine 24x36"	9.5	3.95
279	Pine 31x42"	10	5.55

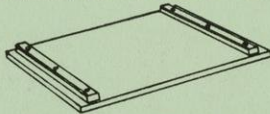


Basswood Drawing Kit

PAGE 47—BASSWOOD DRAWING KITS

No.	Kit	Size	Weight	Price
126	Kit	10x12"	1.4	\$1.20
127	Kit	13x19"	3	1.55
128	Kit	17x22"	4.5	2.20

PAGE 48—STYLE "B" DRAWING BOARDS



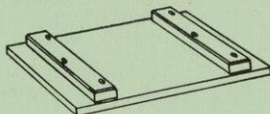
Style "B" Drawing Board

Weights given are average weight per board, crated in lots of twenty-four.

No.	Style "B" Drawing Board	Size	Weight	Price
300	Pine	12x17"	10	\$2.25
301	Pine	16x21"	12	2.95
302	Pine	16x22"	12	3.05
303	Pine	18x24"	13	3.55
304	Pine	20x24"	14	3.85
305	Pine	20x26"	15	4.15

No.	Size	Weight	Price
306	Pine 23x31"	20	\$6.75
307	Pine 24x36"	21	7.20
308	Pine 31x42"	24	8.50
315	Basswood 12x17"	10	\$2.10
316	Basswood 16x21"	12	2.75
317	Basswood 16x22"	12	2.80
318	Basswood 18x24"	13	3.20
319	Basswood 20x24"	14	3.50
320	Basswood 20x26"	15	3.65
321	Basswood 23x31"	20	5.20
321-X	Basswood 24x36"	21	6.25
322	Basswood 31x42"	24	7.90

PAGE 48—STYLE "D" DRAWING BOARDS

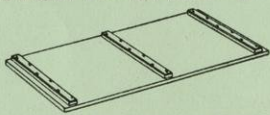


No.	Style "D" Drawing Board	Size	Weight	Price
330	Pine	36x48x1 1/8"	45	\$16.25
331	Pine	36x54x1 1/8"	50	18.00
332	Pine	36x60x1 1/8"	55	19.65
333	Pine	36x72x1 1/8"	67	25.00

Weights given are average weight per board, crated in lots of two. If single board is ordered, add 10% to prices.

No.	Size	Weight	Price
334	Pine 42x60x1 1/8"	63	\$23.75
335	Pine 42x72x1 1/8"	70	27.25
336	Pine 48x72x1 1/8"	75	31.50
345	Basswood 36x48x1 1/8"	47	\$16.75
346	Basswood 36x54x1 1/8"	53	17.75
347	Basswood 36x60x1 1/8"	55	18.75
348	Basswood 36x72x1 1/8"	63	23.00
349	Basswood 42x60x1 1/8"	65	23.00
350	Basswood 42x72x1 1/8"	73	27.25
351	Basswood 48x72x1 1/8"	75	30.50

PAGE 48—STYLE "E" DRAWING BOARDS



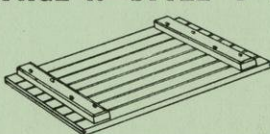
Style "E" Drawing Board

Weights given are average weight per board, crated one per crate.

No.	Style "E" Drawing Board	Size	Weight	Price
370	Pine	23x32x3/4"	30	\$ 9.05
371	Pine	31x42x3/4"	60	13.75
372	Pine	36x48x1 1/8"	90	20.00

No.	Size	Weight	Price
360	Pine 42x84x1 1/8"	195	\$35.50
361	Pine 48x84x1 1/8"	130	41.75
362	Pine 48x96x1 1/8"	150	46.50
365	Basswood 42x84x1 1/8"	110	36.00
366	Basswood 48x84x1 1/8"	130	39.75
367	Basswood 48x96x1 1/8"	150	46.00

PAGE 48—STYLE "I" PINE DRAWING BOARDS



Weights given are average weight per board, crated in lots of two. If single board is ordered, add 10% to prices.

No.	Style "I" Drawing Board	Size	Weight	Price
373	Pine	36x54x1 1/8"	50	\$22.25
374	Pine	36x60x1 1/8"	55	23.50
375	Pine	36x72x1 1/8"	63	28.50
376	Pine	42x60x1 1/8"	65	28.25
377	Pine	42x72x1 1/8"	75	32.00
378	Pine	48x72x1 1/8"	85	37.50
379	Pine	42x84x1 1/8"	90	38.75
380	Pine	48x84x1 1/8"	105	46.50
380-X	Pine	42x96x1 1/8"	105	47.50
381	Pine	48x96x1 1/8"	115	52.00
382	Pine	48x120x1 5/8"	135	93.50

ALL PRICES SUBJECT TO CHANGE WITHOUT NOTICE.

EXTRAS ON ALL OAK SECTIONAL PLAN FILE CABINETS

Style "A" drawers (no partitions) furnished unless otherwise ordered. Extra for partitioned drawers in oak construction.

Style B—(2 compartments)----- 40c extra per drawer
 Style C—(4 compartments)-----\$1.00 extra per drawer
 Style D—(6 compartments)-----\$1.50 extra per drawer
 Style E—(8 compartments)-----\$2.00 extra per drawer

Hold Down Wires—30c extra per pair.

Locks—Locking Device to lock all drawers in 3, 4, or 5-Drawer Cabinets, \$5.00.

10% extra for mahogany or walnut finish on oak.

EXTRAS FOR HAMILTON STEEL SECTIONAL PLAN FILE CABINETS

GEIMER PAPER WEIGHTS—When drawers are equipped with Geimer Paper Weights instead of the regular Pantasote Covers, the prices per drawer, including partitions are as follows:

Style A—no extra charge.
 Style B—2 compartments, \$3.00.
 Style C—4 compartments, \$5.50.
 Style D—6 compartments, \$8.00.
 Style E—8 compartments, \$11.00.

PARTITIONS for STEEL HORIZONTAL FILING UNITS

Drawers in Units can be ordered equipped as follows:
 Extra per Drawer—Style B, \$.50; Style C, \$1.25; Style D, \$1.75; Style E, \$2.25.

Partitions for Subdividing Drawers Extra as follows:
 Partition No. 1, for Style B Drawer, each-----\$.50
 Partition No. 2, left to right in center, for Styles C, D, or E, each----- .75
 Partition Nos. 1 and 2 will interlock, and make Style C, D, or E drawers.

We furnish Screw Studs for fastening partitions to bottom of drawers. Partitions can be rearranged later if desired. When ordering give inside size and height of drawer, giving unit number if possible.

LOCKS AND LOCKING DEVICES

Locking Devices to lock all drawers in 3-Drawer, 5-Drawer and 6-Drawer Units—\$10.00.

Locking Device on Shallow Drawer Units—Extra per Unit \$30.00.

Locking Device for Roll Tracing Units requires special construction. Write for prices.

(NOTE: Prices for Special Finishes on Application).

HAMILTON-CALUMET VERTICAL PLAN FILES

Extra Binders

Full Width Binders for any file, state Unit No., each-\$5.00
 Extra Keys for Binders, each----- 1.00
 For files equipped with 52 half size binders instead of 26 full size ----- Prices on Appl.
 For files with 13 full width and 24 half width ----- Prices on Appl.

EXTRA LOCKS FOR DRAWING TABLES

Drawing tables are regularly supplied with one lock on tool drawer, extra locks, per lock -----\$2.50

EXTRA FOR PENCIL LEDGE ON STRAIGHT EDGES

For use on Vertical Drawing Boards, per lineal inch. .05

HAMILTON RAISING BLOCKS—For 4-Post Tables

These Raising Blocks are furnished with all Hamilton 4-Post Drawing Tables Nos. 220 to 258 inclusive at no charge when desired. Ordered separately, per set of four ----- \$.75

TOOL HOLDER—For Drawing Tables

No. 99 Tool Holder ----- \$2.25

SPECIAL FINISHES

Prices on special finishes will be quoted on application.

CODE WORDS

Code words are no longer necessary. A recent ruling of the Western Union Telegraph Co. permits the sending of numbers at word prices per group.

RETURNED GOODS

Goods cannot be returned for credit without permission. If permission is given for the return of goods, the prices at which they will be credited will be the original invoice price or market value, whichever is the lower, less cost of transportation charges and the cost of handling and putting them into saleable condition. (This deduction covers the cost of uncrating, inspection, and recrating).

DAMAGED GOODS

Our responsibility for safe delivery ceases when the transportation company accepts shipment in good order. The goods then become the property of the consignee and the transportation company acts as your agent insofar as assurance of safe delivery is concerned.

Unpack and inspect all shipments within fifteen days of receipt.

In case of visible damage have carrier's agent make a notation on the freight bill of the extent of the damages.

In case of concealed damage, notify the railroad company by telephone immediately upon your discovery of the damage, and insist upon prompt inspection by them before the article is further unpacked. (Be sure to confirm your telephone conversation in writing). If the article is fully unpacked before discovery of the damage, save shipping container until the railroad inspector has made disposition, and insist on copy of his inspection report.

Unless this procedure is followed, the carriers will refuse to entertain claim for damages.

HOW TO ESTIMATE FREIGHT RATES

For less than carload shipments only.

1. Determine the classification rating of your merchandise—whether 1st, 2nd or 3rd class. See table below.
2. Call the agent of the railway company that serves you and request rate per 100 lbs. for this class from Two Rivers, Wisconsin, or Rahway, New Jersey, (depending upon the territory in which you are located) to your city.

3. All rates are based on 100 lbs. subject to a minimum charge of 50c. Railroads charge for 100 lbs. on all shipments less than 100 lbs.; therefore, ascertain the weight of your order by referring to the weights given for each item in this price list and multiply by the rate per 100 lbs. given you by the railway company.

ILLUSTRATION: No. 110 Drawing Table, K. D.; weight 89 lbs.; classification rating, second class; freight rate 1.00 per cwt., 89 pounds multiplied by \$1.00 equals 89c. However, since the minimum freight rate is 100 lbs., the applicable transportation charge on this table is \$1.00.

CLASSIFICATION TABLE

NOTE: All Hamilton Wood and Steel-Wood 4-Post Tables shipped knocked down or folded flat, unless otherwise ordered. The tables may then be shipped second class. When shipped set up with tops detached, rating will be first class.

Article	Rating
Wood Plan File Units, any style, Set Up-----	1st
Steel Hamilton Plan File Units, any style, Set Up-----	2nd
Hamilton Vertical U-Plan Files-----	2nd
Calumet Plan File Units, any style, Set Up-----	2nd
Calumet Roll Tracing Units-----	2nd
Calumet Vertical Plan Files-----	2nd
All Steel Unit Caps and Bases-----	2nd
Tracing Folders-----	2nd
Steel Base Adjustable Drawing Tables, any style, Set Up with top detached-----	1st
Auto-Shift Drawing Tables-----	1st
Hamilton Junior Tracing and Photo Retouching Table-----	1st
All other Drawing Tables listed, Knocked Down or Folded Flat-----	2nd
Calumet Engineering Desk-----	1st
Drawing Boards and Drawing Kits, any style-----	3rd
Hamilton Wooden Horses-----	2nd
Hamilton Adjustable Drafting Lights-----	1st
Artists' Drawing Stands, Knocked Down-----	2nd
Drafting Stools-----	1st

HAMILTON DRAFTING FURNITURE

No.	Cat.	Page	Wt. Each	Price	No.	Cat.	Page	Wt. Each	Price	No.	Cat.	Page	Wt. Each	Price
32-B	17		60	\$ 21.00	149	30		460	177.00	236	28-29		350	130.50
32-C	17		140	53.00	150	30		365	164.50	237	28-29		385	166.50
32-D	17		125	48.50	151	30		215	86.00	240	28-29		205	75.50
32-E	17		90	32.00	151-A	30		230	95.50	240-A	28-29		230	85.50
32-F	17		90	32.00	151-B	30		290	101.00	241	28-29		265	92.00
32-G	17		35	12.00	152	30		480	138.50	241-D	29		365	127.00
32-H	17		33	12.00	153	30		320	126.00	242	28-29		310	119.50
32-J	17		80	24.00	154	30		475	183.50	243	28-29		345	129.50
32-K	17		110	45.00	155	30		420	173.00	244	28-29		465	175.00
32-L	17		110	38.50	157	36		60	22.00	245	28-29		290	114.50
32-M	17		140	55.00	157-A	36		75	33.00	246	28-29		325	124.00
32-P	17		112	77.50	158	36		75	27.50	247	28-29		400	163.50
32-T	17		50	13.50	158-A	36		95	39.00	250	28-29		185	75.00
37-B	17		50	19.00	159	36		100	35.00	250-A	28-29		145	56.50
37-C	17		120	47.00	160	36		115	37.50	250-D	29		275	102.50
37-D	17		94	41.00	162	37		40	19.50	251	28-29		185	68.00
37-E	17		45	26.50	163	37		60	24.00	255	28-29		160	69.00
37-F	17		66	28.50	164	37		70	28.50	255-A	28-29		135	53.50
37-G	17		30	11.00	165	41		180	108.00	255-D	29		250	100.00
37-H	17		25	12.00	166	33		125	50.50	256	28		175	65.00
37-J	17		55	21.00	167	33		120	53.00	268	—		—	2.50
37-K	17		105	40.00	168	33		155	57.50	268-A	—		—	2.00
37-L	17		85	32.50	169	33		169	65.50	270	47		3	1.25
37-M	17		120	50.00	170	37		60	30.00	271	47		4.5	1.60
37-P	17		90	75.50	171	37		84	38.00	272	47		4.5	1.75
37-T	17		35	12.00	172	37		108	41.50	273	47		5.5	2.10
39	42		5	8.50	175	37		60	23.00	274	47		6.2	2.35
39-A	42		10	11.00	176	37		70	30.00	275	47		6.3	2.40
42	44		—	3.50	177	37		90	36.50	276	47		6.5	2.45
44-B	18		80	30.50	178	37		111	39.50	277	47		8	3.35
44-C	18		215	95.50	179	37		115	41.00	278	47		9.5	3.95
44-G	18		40	16.50	180	40		35	13.00	279	47		10	5.55
44-H	18		40	16.50	180-A	40		30	11.00	285	47		3	1.10
44-T	18		65	20.00	181	40		45	14.50					
45-B	44		—	4.00	182	40		45	16.75					
46	44		—	3.00	183	41		123	81.00					
47	45		17	13.00	188	—		40	49.50	286	47		4.5	1.55
47-A	45		20	16.00	189*	29		90	27.50	287	47		4.5	1.65
58—42"	44		—	6.60	190*	29		100	31.00	288	47		5.5	1.95
48"	44		—	7.25	211	31		225	85.50	289	47		6.2	2.10
54"	44		—	8.05	213	31		235	89.00	290	47		6.3	2.10
60"	44		—	10.70	215	31		285	95.50	291	47		6.5	2.20
64"	44		—	11.50	219-A	45		—	3.25	292	47		8	2.90
72"	44		—	12.45	219-B	45		—	3.75	293	47		9.5	3.75
84"	44		—	19.00	219-C	45		—	4.00	294	47		10	5.55
96"	44		—	25.00	219-D	45		—	4.50	298	47		25	8.00
99	—		—	2.25	219-E	45		—	4.75	299	47		35	11.00
110	35		90	34.50	219-G	45		—	5.00	300	48		10	2.25
111	35		110	39.50	219-H	45		—	5.00	301	48		12	2.95
111-A	35		118	41.00	219-J	45		—	5.50	302	48		12	3.05
112	35		127	43.50	219-K	45		—	5.75	303	48		13	3.55
113	35		160	53.00	219-L	45		—	6.00	304	48		14	3.85
114	35		175	57.00	219-M	45		—	7.25	305	48		15	4.15
117	45		—	1.00	219-P	45		—	8.50	306	48		20	6.75
118	35		20	5.50	219-R	45		—	10.00	307	48		21	7.20
119	35		25	8.50	219-S	45		—	11.50	308	48		24	8.50
120	31-35		20	9.50	220	28-29		180	63.50	315	48		10	2.10
124	45		—	1.50	221	28-29		215	74.50	316	48		12	2.75
126	47		1.4	1.20	221-A	28-29		233	81.00	317	48		12	2.80
127	47		3	1.55	221-AD	29		333	112.00	318	48		13	3.20
128	47		4.5	2.20	222	28-29		265	104.00	319	48		14	3.50
129	45		—	1.35	223	28-29		300	109.50	320	48		15	3.65
133	45		—	.50	224	28-29		363	151.00	321	48		20	5.20
140	30		146	65.50	225	28-29		180	60.00	321-X	48		21	6.25
140-A	30		195	77.00	226	28-29		210	71.00	322	48		24	7.90
140-B	30		210	82.50	226-A	28-29		205	75.50	330	48		45	16.25
141	30		250	105.50	226-AD	29		305	110.00	331	48		50	18.00
142	30		351	152.50	227	28-29		250	99.00	332	48		55	19.65
143	30		180	72.50	228	28-29		280	105.50	333	48		67	25.00
143-A	30		220	83.00	229	28-29		344	146.50	334	48		63	23.75
143-B	30		242	89.00	230	28-29		225	79.50	335	48		70	27.25
144	30		270	111.00	230-A	28-29		230	89.00	336	48		75	31.50
145	30		375	159.00	231	28-29		297	99.00	345	48		47	16.75
146	30		188	80.50	231-D	29		397	130.00	346	48		53	17.75
146-A	30		235	90.00	232	28-29		327	125.00					
146-B	30		245	96.00	233	28-29		366	135.00					
147	30		310	124.00	234	28-29		460	179.00					
148	30		285	119.50	235	28-29		305	117.50					

Note: Style "A" boards are packed 12 to carton. Weights given are weights each based on packing 12 to a carton.

* Prices for 189 and 190 are for shipment with tables. If ordered separately add \$2.50 for crating.

WESTERN

Drafting Room Equipment

Prices Effective June 15, 1942

STYLE I DRAWING BOARDS

<u>Number</u>		<u>Size</u>	<u>List Price</u>
370	Pine	23 x 32 x 3/4"	7.80
371	"	31 x 42 x 3/4"	13.75
372	"	36 x 48 x 1-1/16"	20.00
373	"	36 x 54 x 1-1/16"	21.75
374	"	36 x 60 x 1-1/16"	22.75
375	"	36 x 72 x 1-1/16"	27.50
376	"	42 x 60 x 1-1/16"	27.25
377	"	42 x 72 x 1-1/16"	31.50
378	"	48 x 72 x 1-1/16"	36.75
379	"	42 x 84 x 1-1/16"	37.75
380	"	48 x 84 x 1-1/16"	45.00
380-X	"	42 x 96 x 1-1/16"	45.00
381	"	48 x 96 x 1-1/16"	51.50

CHAMPION PEDESTAL TABLES

110	31 x 42"	32.00
111	36 x 48"	36.50
111-A	36 x 54"	38.50
112	36 x 60"	40.50
113	42 x 72"	49.50
114	42 x 84"	53.50

IDEAL PEDESTAL TABLES

157	24 x 32"	22.00
158	31 x 42"	27.50
159	36 x 48"	35.00
160	36 x 60"	37.50

TRESTLE PEDESTAL TABLES

170	31 x 42"	28.00
171	36 x 48"	35.50
172	36 x 60"	39.00

HORSES

180-A	9.50
181	14.00
182	16.50

HAMILTON DRAFTING FURNITURE

No.	Cat. Page	Wt. Each	Price
347	48	55	18.75
348	48	63	23.00
349	48	65	23.00
350	48	73	27.25
351	48	75	30.50

Note: Style "D" drawing board weights as given are weights per board packed in crates of 2 boards. If single board is ordered add 10% to above prices.

360	48	105	35.50
361	48	130	41.75
362	48	150	46.50
365	48	110	36.00
366	48	130	39.75
367	48	150	46.00

Note: Style "E" drawing board weights as given are weights per board packed one to a crate.

370	48	30	9.05
371	48	60	13.75
372	48	90	20.00
373	48	50	22.25
374	48	55	23.50
375	48	63	28.50
376	48	65	28.25
377	48	75	32.00
378	48	85	37.50
379	48	90	38.75
380	48	105	46.50
380-X	48	105	47.50
381	48	115	52.00
382	48	135	93.50

Note: Style "I" drawing board weights as given are weights per board packed in crates of 2 boards. If single board is ordered add 10% to above prices.

406	13	500	254.00
407	13	550	291.00
408	13	625	322.00
410	34	155	68.00 89.00
410-R	34	8	15.50
410-S	34	56	16.50
411	34	165	70.25
412	34	174	71.25
413	34	186	74.75
414	34	188	75.00
415	34	200	75.50
417	43	25	24.00
421	43	25	14.50
423	43	25	17.00
428	43	5	5.00
430	39	27	15.00
432	39	20	13.00
434	39	15	10.00
436-A	39	25	12.00
436-B	39	20	12.00
436-C	39	15	8.50
436-K	39	3	4.00
436-M	39	15	5.00
436-N	39	—	5.00
436-P	39	—	2.00
438	38	30	9.75
439	38	31	10.00

Note: Weights given in 438 and 439 are weights each packed 3 to a carton.

641	47	3	1.25
642	47	4	1.70
643	47	4.5	1.75
644	47	6	2.15
645	47	7.2	2.35
646	47	7.5	2.40
647	47	8	2.55
648	47	10.8	3.35
649	47	15	4.30
650	47	18	6.05

No.	Cat. Page	Wt. Each	Price
651	47	3	1.40
652	47	4	1.80
653	47	4.5	1.95
654	47	6	2.25
655	47	7.2	2.50
656	47	7.5	2.60
657	47	8	2.65
658	47	10.8	3.45
659	47	15	4.35
660	47	18	6.35

Note: Steeledge boards are packed 12 to a carton. Weights given are weights each based on packing 12 to a carton.

1800	25	275	103.00
1801	26	220	80.00
1801-A	26	260	87.50
1801-B	26	285	91.50
1802	24	220	75.00
1802-D	24	310	102.50
1806	24	260	81.00
1806-D	24	360	112.00
1807	24	290	104.00
1808	24	285	86.50
1808-D	24	285	115.50
1810	42	35	31.50
1812	24	325	99.00
1812-D	24	425	130.00
1816	24	340	125.00
1817	20	200	69.00
1818	20-21	432	153.00
1819	20-21	470	166.50
1820	20-21	480	173.00
1823*	20	150	37.00
1824*	25	90	27.50

* Note: The above price is for shipment with tables. If ordered separately add \$2.50 for crating.

1825	11	108	47.00
1826	10	150	64.50
1827*	16	100	31.00

* Note: The above price is for shipment with tables. If ordered separately add \$2.50 for crating.

1828	10	285	95.50
1830	10	225	80.50
1831	11	175	61.00
1832	12	186	72.50
1835	16	35	11.00
1837	16	20	8.50
1839	16	58	21.50
1840	16	132	92.50
1841	16	45	15.00
1843	11	130	48.50
1844	10	190	72.50
1846	12	170	75.50
1848	10	285	91.00
1849	11	215	69.00
1850	10	330	104.50
1851	16	75	34.00
1853	16	55	14.00
1855	16	41	11.00
1856	16	35	13.00
1857	16	70	21.50
1858	16	145	101.00
1861	16	52	16.50
1867	16	60	17.00
1868	10	345	115.00
1869	11	260	99.00
1873	16	40	11.50
1874	16	17	7.00
1876	14	380	243.00
1877	14	485	256.00
1878	14	470	263.50
1879	14	515	293.00
1912	16	63	21.00

No.	Cat. Page	Wt. Each	Price
1951	11	7	3.50
1952	11	10	4.00
1953	11	18	5.50
1958	—	—	.50
1959	—	—	.40
5983	40	30	11.50
5991	40	35	12.00
18031	4	On Application	
18048	10	305	103.00
18049	4	On Application	
18053	16	55	16.00
18055	16	35	12.00
18058	16	195	135.00
18061	16	60	18.00
18063	12	373	165.50
18064	12	540	206.00
18065	12	On Application	
18066	12	On Application	
18067	16	70	18.50
18068	10	373	121.50
18073	16	40	13.00
18074	16	17	7.00
18094	9	600	234.00
18095	11	286	124.50
19004	9	700	290.00
19006	11	345	140.50
19012	16	65	21.50
19015	16	130	54.50
19016	10	700	270.00
19017	9	On Application	
19025	16	78	27.00
19027	12	245	136.50
19028	12	315	145.00
19029	12	580	329.00
19030	16	60	34.00
19031	10	On Application	
19032	9	On Application	
19034	11	On Application	
19037	16	50	33.50
19040	15	280	196.00
19041	15	290	187.50
19042	15	695	365.00
19047	12	295	158.00
19048	12	370	178.50
19049	12	780	359.00
19052	11	8	4.50
19053	11	10	5.00
19055	11	On Application	
19058	11	—	.50
19059	11	—	.40
19061	32	50	13.50
19062	32	270	140.50
19062-A	32	430	180.00
19062-B	32	405	189.00
19063	32	395	155.00
19063-A	32	455	186.00
19063-B	32	440	199.00
19063-C	32	70	34.50
19064	32	425	164.00
19064-A	32	477	198.00
19064-B	32	510	210.50
19064-D	32	90	46.50
19070	9	530	204.50
19083	16	40	12.00
19085	10	261	85.00
19086	11	215	85.00
19088	11	6	4.00
19091	16	234	117.50
19093	16	125	98.50
19095	16	15	9.00
19097	16	45	16.50
19098	16	On Application	
19099	16	On Application	
19099-A	16	On Application	

