



LIBRARIES

UNIVERSITY OF WISCONSIN-MADISON

Hamilton printing plant equipment / manufactured by Hamilton Manufacturing Company. [1922-1932]

Hamilton Manufacturing Co. (Two Rivers, Wis.)

Rahway, N.J.: Hamilton Manufacturing Company, Easter office and
warehouse, [1922-1932]

<https://digital.library.wisc.edu/1711.dl/HVSDXZIC2XTIS8M>

This material may be protected by copyright law (e.g., Title 17, US Code).

For information on re-use see:

<http://digital.library.wisc.edu/1711.dl/Copyright>

The libraries provide public access to a wide range of material, including online exhibits, digitized collections, archival finding aids, our catalog, online articles, and a growing range of materials in many media.

When possible, we provide rights information in catalog records, finding aids, and other metadata that accompanies collections or items. However, it is always the user's obligation to evaluate copyright and rights issues in light of their own use.



HAMILTON
PRINTING PLANT
EQUIPMENT

MANUFACTURED BY

HAMILTON MANUFACTURING COMPANY
TWO RIVERS, WIS.

EASTERN OFFICE AND WAREHOUSE, RAHWAY, N. J.

Silver Buckle Press



2
249
H 36
1932

ALPHABETICAL INDEX


ARTICLE	Wood Number	Page	Steel Number	Page
B				
Banks (Overhead).....	5375-5420	130	15375-15420	...
Bellows.....	5887-5889	154
Bookbinders' Supplies.....	6500-6712	162-168
Brackets (Cast Iron).....	2580-2675	41-42
C				
Cabinets — Bevelled Furniture.....	3660	83
“ — Border and Script.....	3410	60
“ — Cylinder Press Roller.....	5116-5118	115	15116-15118
“ — Electrotypes.....	2330-2420	32-33	12390-12428	222-3-4
“ — Emergency Supply.....	3647-3650	78
“ — Furniture and Reglet.....	3690-3727	84-85
“ — Furniture and Reglet (Old Style).....	3728-3799E	82
“ — Furniture (Iron).....	3653-3655	80-81	13653-13655
“ — Furniture (Iron).....	3657	81A
“ — Galley.....	3510-3565	68-71	13510-13565	214
“ — Head Letter.....	5738	149	15738
“ — Ink.....	5103	112	15103
“ — Ink.....	5110	114	15110
“ — Ink and Roller.....	5100	112	15100
“ — Job Press Roller.....	5112	114	15112
“ — Lead and Rule.....	3651	...	13651	243
“ — Letterboard.....	2450-2460	36	12450-12460
“ — Linotype Copy.....	5746	151	15746
“ — Magazine.....	5749	151	15749
“ — Mammoth Iron Furniture.....	3653-3655	80-81	13653-13655
“ — Matrix.....	3435	61	13435
“ — Monotype Storage.....	3638	...	13638	234
“ — Monotype Tool and Parts.....	3635	75
“ — Paper and Card Stock.....	3315-3405	57-59
“ — Platen Pressroom.....	5105	113	15105
“ — Plate Storage.....	12428	224
“ — Press Board.....	6710-6712	168
“ — Quarter Case.....	3420	60	13420
“ — Saw Trimmer.....	5741	...	15741	229
“ — Saw Trimmer Parts.....	5740	150
“ — Sort (Sectional).....	13440-13450	221
“ — Sort (Ordinary).....	3463-3468P	64
“ — Specimen.....	3425	60
“ — Type (Adman).....	2010-2015	12-13	12010-12015	212-213
“ — “ (Wall).....	2038	17A
“ — “ (Wall or End).....	2040	17B	12040	204
“ — “ (Flat Top).....	2190-2220	26-29	12190-12220	205
“ — “ (Newspaper).....	2020-2025	14-15	12020-12025	210-211
“ — “ (Newspaper).....	2030-2035	16-17	12030-12035	208-209
“ — “ (Tracy).....	2000-2005	9-11	12000-12005	202-203
“ — “ (20th Century Units).....	2290-2325	31	12290-12325	225
“ — “ (Unit Cut and Type).....	2290-2325	31	12290-12325	225
“ — Wood Type.....	2430-2440	35
“ — Work Bench and Storage.....	13646	230
Cases — Full-Size.....	2701-2875	45-48
“ — Quarter Size.....	3005-3080	50-51
“ — Sifter and Transfer.....	2950	49
“ — Spacing Materials.....	3150-3270	52-57	3200-3270
“ — Two-thirds Size.....	2850-2892	45-48
Case Racks (See Racks).....
Case Stands (See Stands).....
Chase Racks.....	15230-15244D	220
Compositors' Stick Rest.....	5800	152
Cutting Sticks.....	6150	161	6125	161
D				
Dead Slug Bin.....	5673	143	15673
Desks — Foreman's.....	5250-5252	127	15250-15252	237
“ — Proof Readers'.....	5254	...	15254	227
“ — Standing.....	15260	207
Drying Racks — American.....	5130-5140	118-119	15130-15140
“ — Chicago.....	5168-5184	120
“ — Interlocking.....	5190-5200	121
“ — Interlocking Cylinder Press.....	5205-5214	122
“ — New York.....	5159-5169	120
Drying Rack and Stock Table.....	5130-5140	118-119	15130-15140
Dump and Correcting Bank.....	15653	206
F				
Fly Sticks.....	5977	156
Foot Rails.....	2680-2685	42
Furniture.....	no number	155
Furniture and Reglet Cases (Old Style).....	3728-3799E	82
G				
Galleys — Steel.....	no number	68	no number	215
“ — Mailing — Mustang.....	5934-5939	155
“ — Mailing — Rukenbrod.....	5933	155
Guard — Saw-Trimmer.....	5743	150
“ — “ “.....	15742-A	228
“ — “ “ (for B. B. & S. Saw).....	15744	235

ALPHABETICAL INDEX

ARTICLE	Wood Number	Page	Steel Number	Page
H				
Hand Rollers.....	5984-5989A	156
L				
Label Holders.....	6073-6094	160
Letterboards.....	2480-2500	37	12480-12500	...
M				
Mallets.....	5805-5824	152
Mitre Boxes.....	5891-5893	154
N				
Newspaper Files.....	5965-5975	156
Number Tacks.....	6097-6109	160
P				
Padding and Glueing on Attachment.....	15050-15052	200
Planers.....	5835-5845	153
Poster Sticks.....	5855-5864	153
Press Boards.....	6650-6708	168
Pulls and Bar Handles.....	6050-6059	158
Q				
Quoins.....	5865-5883	154
R				
Racks — American Drying.....	5130-5140	118-119
“ — Boston Lead.....	3670-3687	83
“ — Case Rack.....	2515-2540	38
“ — Chicago Drying.....	5168-5184	120
“ — Drying and Stock Table (American).....	5130-5140	118-119	15130-15140	...
“ — Eureka Lead.....	3665	83
“ — Interlocking Drying.....	5190-5200	121
“ — New York Drying.....	5159-5169	120
“ — Rolling Galley.....	3620-3624	73
“ — Wall Galley.....	3601-3618	73
Reglet.....	no number	155
S				
Shooting Sticks.....	5851-5853	153
Side Sticks (Tapered).....	5923-5929	155
Sort Boxes.....	3457-3458	64
Standing Galley Shelving.....	3570-3580	72
Stands — Case Stands (Common).....	2541-2565	39
“ — Case Stands (City).....	2566-2575	40
“ — Tracy.....	2155-2157	23-25	12155-12157	...
Symbol Plates.....	6103	160
T				
Tables — Artists.....	5248	126
“ — Assembling.....	5670	143	15670	...
“ — Bindery.....	15020-15045A	201
“ — Cooling.....	5675	144	15675	...
“ — Drying Rack & Stock (American).....	5130-5140	118-119	15130-15140	...
“ — Dumping.....	5650	139	15652	244
“ — Imposing (Unit).....	3950-4050	88-109	13950-14050	...
“ — “ “.....	3985	94-95	13985	236
“ — “ “.....	4000A	100	14000A	239
“ — “ (Savage).....	4010-4020	103	14010-14020	238
“ — “ (Square Leg).....	4070-5015	111
“ — Mailing Room.....	15770	231
“ — Make Ready.....	15246A	245
“ — Newspaper.....	5600-5665	132-142	15600-15665	...
Tops — Bank.....	2153	21
“ — Working Cabinet.....	2100-2143	18-21	12100-12143	...
Trucks — For Drying Racks.....	3470-3475	65
“ — Form.....	3480	65	13480	...
“ — Galley Transfer.....	3500-3505	68-71	13500-13505	214
“ — Mashek Form.....	13482-13482K	218-219
“ — Rolling Make Up.....	5731-5733	147	15731-15733	233
“ — Rolling Page Transfer.....	5730	147	15730	...
“ — Waste Metal.....	13485-13491A	226
“ — Smouse.....	15735	216-217
U				
Uprights for Brick Walls.....	3582-3593	72
Unit Trays for Overhead Banks.....	15425-15446	249
Units for Newspaper Tables.....	5499-5594	...	15499-15594	246-249
W				
Work Benches — Linotype Machinists.....	3645	77	13645	240
“ — “ — Machinists.....	3625-3630	74-75	13625-13630	245
“ — “ — Monotype Machinists.....	3640	76	13640	241



No. 2000 Tracy Cabinet—News Side



No. 2000 Tracy Cabinet—Job Side

No. 2000 Tracy Cabinet

A single-tier cabinet, similar in design to No. 2005 two-tier cabinet.

Standard Equipment

- No. 2100 Removable Single-Tier Tracy Working Top.
- No. 2245 Standard Body with flat steel runs—sides and back paneled.
- Contains twenty-three No. 2735 California Job Cases and one No. 2701 Blank Case for quarter cases.
- Mortised label holders and celluloid covers in case fronts.
- One copy drawer.
- Detachable galley dump.
- Two swing trays.
- Material—Ash, with antique finish.


Extra Equipment

(Supplied on order at extra charge)

- No. 3200 Lead and Slug Case shown on upper bank in illustration.
- Blued-steel foot-rail.
- No. 2163-C—Two lights overhead, one over cases.
- No. 2163-G—Two lights overhead only.
- No. 2163-K—One light over cases only.

Dimensions

- Floor space, including overhang of working top, 38 x 36 inches.
- Height to top of upper bank, 57 $\frac{3}{4}$ inches.



No. 2005 Tracy Cabinet—Job Side

No. 2005 Tracy Cabinet

Designed for offices requiring a large amount of working-top surface for each compositor. Reverse side of Cabinet has lower work-bank (same size as shown above), two copy drawers, galley dump and foot rail; also a full-length top bank which will accommodate standard lead and slug or spacing materials case size 72 x 10 inches.

Standard Equipment

No. 2105 Removable Two-Tier Tracy Working Top.
 No. 2265 Standard Body with flat steel runs — sides and back paneled.
 Contains forty-six No. 2735 California Job Cases and two No. 2701 Blank Case for quarter-size cases.
 Mortised label holders and celluloid covers in case fronts.
 Two copy drawers.
 Two swing trays.
 One detachable galley dump.


Dimensions

Floor space, including overhang of working top, 72 x 36 inches.
 Height to top of upper bank, 57 $\frac{3}{4}$ inches.

Extra Equipment

(Supplied on order at extra charge.)

Blued-steel foot-rail.
 No. 2160-A— Four lights overhead and one over each tier of cases.
 No. 2160-E— Four lights overhead only.
 No. 2160-J — One light over each tier of cases only.
 Top bank on reverse side accommodates any standard lead and slug or spacing materials case not over 10 x 72 inches.
 Material — Ash, with antique finish.



No. 2010 Adman Cabinet

One of the best and most economical type cabinets ever designed. The arrangement of equipment is equally serviceable in Job and Newspaper Composing Rooms.

The cabinet provides large working surfaces for two compositors, in addition to a double set of justifying materials within easy reach of both workmen.

Standard Equipment

- No. 2140 Removable Working Top.
- Two No. 2245 Standard Bodies, with flat steel runs; sides and backs paneled.
- Contains forty-six No. 2735 California Job Cases and two No. 2701 Blank Cases, with mortised label holders and celluloid covers.
- Four swinging trays for quarter cases.
- Two copy drawers.
- Two detachable galley dumps.
- One overhead bank with two lead and slug cases (double-depth), size 72 x 10 inches, with two compartments for each length 4 to 25 picas; also 26½ and 30 ems.
- One adjustable auxiliary bank with two sets justifying materials cases.

Extra Equipment

(Supplied on order at extra charge.)

- Two Blued-Steel Foot-Rails.
- Four lights overhead.
- One light over each tier of cases.

Dimensions

Height—To working surface, 44 inches; overall, 78 inches. (Lead and Slug Bank is adjustable in height.)

Floor space, including overhang of working top, 36 x 72½ inches.

Material—Ash, with antique finish.



No. 2015 Adman Cabinet — News Side



No. 2015 Adman Cabinet — Job Side

No. 2015 Adman Cabinet

A single-tier cabinet, similar in design to No. 2010.

Standard Equipment

- No. 2135 Removable Working Top.
- No. 2245 Standard Body with flat steel runs — sides and back paneled.
- Contains twenty-three No. 2735 California Job Cases and one No. 2701 Blank Case, with mortised label holders and celluloid covers.
- Two swinging trays for quarter cases.
- One copy drawer.
- One detachable galley dump.
- One overhead bank with two lead and slug cases (double depth) with two compartments for each length 4 to 25 picas; also 26½ and 46 ems.
- One adjustable auxiliary bank with one set of cases for justifying materials.

Extra Equipment

(Supplied on order at extra charge.)

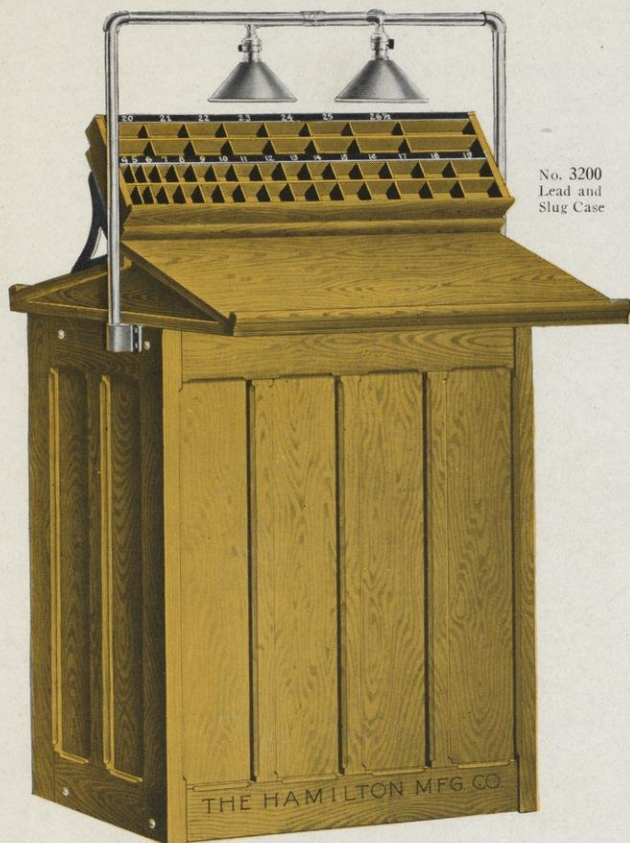
- One Blued-Steel Foot-Rail.
- Two lights overhead.
- One light over cases.

Dimensions


Height—To working surface, 44 inches; overall, 78 inches. (Lead and Slug Bank is adjustable in height.)

Floor space, including overhang of working top, 36 x 36 inches.

Material—Ash, with antique finish.



No. 2155 Tracy Stand — News Side



No. 2155 Tracy Stand — Job Side

No. 3200
Lead and
Slug Case

No. 2155 Tracy Stand

A single-tier Tracy Stand accommodating twenty standard, full-size, lip-front cases; in all other respects similar to No. 2157 double-tier Tracy Stand shown on reverse side of sheet, and providing similar arrangement of concentration of working materials. Tracy Stands are the right equipment for plants where it is desired to retain the old case equipment.

Standard Equipment

- No. 2100 Removable Single-Tier Tracy Top.
- No. 2235 Standard Body with flat steel runs — sides and back paneled.
- Contains runs for twenty full-size, *lip-front* type cases. (Cases are extra.)
- Material — Ash, with antique finish.


Dimensions

- Floor space, including overhang of working top, 38 x 36 inches.
- Height to top of overhead bank at extreme point, 57 $\frac{3}{4}$ inches.

Extra Equipment

(Supplied on order at extra charge)

- All Type Cases and Copy Drawer.
- No. 3200 Lead and Slug Case shown on upper bank in illustration.
- Detachable galley dump.
- Blued-steel foot-rail.
- No. 2163-C — Two lights overhead and one over cases.
- No. 2163-G — Two lights overhead only.
- No. 2163-K — One light over cases only.



No. 2157 Tracy Stand—Job Side

No. 2157 Tracy Stand

This two-tier stand accommodates forty full-size, *lip-front* cases. The capacity greatly exceeds the old-style double stand. Combined with this increased storage space is a modern, time-saving working top. Reverse side of Stand has lower work-bank (same size as shown above), also a full-length top bank which will accommodate standard lead and slug or spacing materials case size 72 x 10 inches.

Standard Equipment

- No. 2105 Removable Working Top.
- No. 2255 Standard Body with flat steel runs — sides and back paneled.
- Contains runs for forty full-size, *lip-front* type cases.
- Material — Ash, with antique finish.

Dimensions

Floor Space, including overhang of working top, 72 x 36 inches.

Height to top of upper bank at extreme point, 57 $\frac{3}{4}$ inches.

Extra Equipment

(Supplied on order at extra charge.)

- All type cases and copy drawers.
- Galley dump.
- Blued-steel foot-rail.
- No. 2160-A— Four lights overhead and one over each tier of cases.
- No. 2160-E— Four lights overhead only.
- No. 2160-J — One light over each tier of cases only.

Top bank on reverse side accommodates any standard lead and slug case not over 10 x 72 inches long.

Improvements in Cabinet Construction

(Standardized)

All cabinets listed are of proved merit. All parts are standardized. The flat working tops can be removed, and bodies equipped with standard working tops, with a certainty that all parts will fit.

These cabinets have standard bodies with extension fronts and removable tops; three-ply case bottoms; finished three-ply veneer or paneled backs; flat steel runs; mortised label holders in case fronts — all features of merit which do not increase the ultimate cost. On the other hand, these improvements decrease the labor cost of printing, and this saving increases the profit.

Lighting equipment overhead and over cases, when desired.

All cabinets containing twenty-four cases in one tier are of standard working height.



No. 2190 Flat-Top Extension-Front Type Cabinet

No. 2190 Flat-Top Extension-Front Type Cabinet

Contains twelve two-thirds size No. 2865 California Job Cases. Mortised label holders in case fronts with celluloid covers.

Lights over cases are extra.

Material — Ash, with antique finish. Back of three-ply veneer, finished.

Height, 25 inches; width, 25 inches; depth, 22½ inches.

No. 2195 Flat-Top Extension-Front Type Cabinet

Contains twelve full-size No. 2735 California Job Cases. Mortised label holders in case fronts with celluloid covers.


Lights over cases are extra.

Material — Ash, with antique finish. Back of three-ply veneer, finished.

Height, 25 inches; width, 35½ inches; depth, 22½ inches.



No. 2195 Flat-Top Extension-Front Type Cabinet



No. 2200 Flat-Top Extension-Front Type Cabinet

No. 2200 Flat-Top Extension-Front Type Cabinet

Contains twenty-three two-thirds-size No. 2865 California Job cases and one No. 2890 Blank case. Mortised label holders in case fronts with celluloid covers.

Material — Ash, with antique finish. Back of three-ply veneer, finished.

Height, $43\frac{3}{4}$ inches; width, 25 inches; depth, $22\frac{1}{2}$ inches.

Extra Equipment

(Supplied on order at extra charge)

No. 2178-K — Wiring over cases.

No. 2205 Flat-Top Extension-Front Type Cabinet

Contains twenty-three full-size No. 2735 California Job cases and one No. 2701 Blank case. Mortised label holders in case fronts with celluloid covers. Standard body with removable top.

Material — Ash, with antique finish. Back of three-ply veneer, finished.

Height, $43\frac{3}{4}$ inches; width, $35\frac{1}{2}$ inches; depth, $22\frac{1}{2}$ inches.

These cabinets with the flat tops removed will accommodate the following single-tier Working Tops:

- No. 2100 Single-tier Tracy Top.
- No. 2110 Head-Letter Cabinet Top.
- No. 2120 Single-tier Newspaper Ad Cabinet Top.
- No. 2125 Single-tier Newspaper Cabinet Top.
- No. 2133 Single-tier Window Top.
- No. 2135 Single-tier Adman Cabinet Top.
- No. 2143 Double-faced Window Top.
- No. 2145 Single-tier Galley Top.
- No. 2150 Single-tier Bank Top.

Extra Equipment

(Supplied on order at extra charge)

No. 2181-K — Wiring over cases.

No. 2210 — With finished paneled back, otherwise identical with No. 2205.



No. 2205 Flat-Top Extension-Front Type Cabinet — With Veneer Back

No. 2210 Flat-Top Extension-Front Type Cabinet — With Paneled Back



Flat-Top Extension-Front Type Cabinets

Showing finished three-ply, plain gumwood back as supplied with Nos. 2190, 2195, 2200 and 2205 Extension-Front Type Cabinets; also the Nos. 2330, 2340, 2350, 2360, 2370, 2380, 2390 and 2400 Flush-Front Electrotape Cabinets; Nos. 2430 and 2440 Wood Type Cabinets; and Nos. 2450 and 2455 Letterboard Cabinets.

LIST OF FLAT-TOP EXTENSION-FRONT TYPE CABINETS

With flat steel runs and finished backs

No.	CASE CAPACITY	Style of Finished Back	Height, Inches	Width, Inches	Depth, Inches
2190	12 Two-Thirds-Size California Job	Plain Gumwood	25	25	22 $\frac{1}{2}$
2195	12 Full-Size California Job	Plain Gumwood	25	35 $\frac{1}{2}$	22 $\frac{1}{2}$
2200	24 Two-Thirds-Size California Job	Plain Gumwood	43 $\frac{3}{4}$	25	22 $\frac{1}{2}$
2205	24 Full-Size California Job	Plain Gumwood	43 $\frac{3}{4}$	35 $\frac{1}{2}$	22 $\frac{1}{2}$
2210	24 Full-Size California Job	Paneled	43 $\frac{3}{4}$	35 $\frac{1}{2}$	22 $\frac{1}{2}$
2215	48 Full-Size California Job	Plain Gumwood	43 $\frac{3}{4}$	70	22 $\frac{1}{2}$
2220	48 Full-Size California Job	Paneled	43 $\frac{3}{4}$	70	22 $\frac{1}{2}$

All cases have mortised label holders with celluloid covers.

Showing the finished paneled back as supplied with

- No. 2000 Tracy Cabinet
- No. 2010 Adman Cabinet
- No. 2015 Adman Cabinet
- No. 2020 Newspaper Ad Cabinet
- No. 2025 Newspaper Ad Cabinet
- No. 2030 Newspaper Cabinet
- No. 2035 Newspaper Cabinet
- No. 2155 Tracy Stand
- No. 2210 Flat-Top Extension-Front Type Cabinet
- No. 2435 Wood Type Cabinet
- No. 2460 Letterboard Cabinet
- No. 5700 Head Letter Cabinet





No. 2215 Flat-Top Extension-Front Type Cabinet

Contains forty-six full-size No. 2735 California Job cases, two No. 2701 Blank cases. Mortised label holders in case fronts with celluloid covers. Standard body with removable top.

Material — Ash, with antique finish. Back of three-ply veneer, finished.

Height, $43\frac{3}{4}$ inches; width, 70 inches; depth, $22\frac{1}{2}$ inches.

Extra Equipment

(Supplied on order at extra charge)

No. 2185-J—Wiring over cases.

These Cabinets, with the flat top removed, will accommodate the following standard double-tier working tops:

- No. 2105 Double-tier Tracy Top.
- No. 2115 Double-tier Newspaper Ad Cabinet Top.
- No. 2130 Double-tier Newspaper Cabinet Top.
- No. 2140 Double-tier Adman Top.
- No. 2147 Double-tier Galley Top.

No. 2220—With finished paneled back, otherwise identical with No. 2215.

No. 12428 Cut Storage Cabinet

This cabinet is for the convenient storage of large plates, or for quantities of small cuts where it is desired to keep all together for use on one job. Also used extensively for storage of circulars, advertising, proofs, dead copy, job tickets, etc. Convenient, usable and desirable equipment for any office.



No. 12428 Cut Storage Cabinet

The cabinet contains twenty-eight compartments, each measuring 14 x 18 x 8 $\frac{3}{4}$ inches inside. Each compartment is fitted with a disappearing door with handle. Symbol plates are fastened to the door of each compartment for use in indexing contents.

Finish: Olive-green baked enamel.

Dimensions: Floor space over all, 60 $\frac{1}{2}$ x 19 inches.
Height, 74 $\frac{3}{4}$ inches.



FOR SALE BY ALL PROMI-
NENT TYPEFOUNDERS AND
DEALERS EVERYWHERE

Manufactured by

HAMILTON MANUFACTURING COMPANY

EASTERN OFFICE AND WAREHOUSE: RAHWAY, N. J.

TWO RIVERS, WISCONSIN

Hamilton Unit Cut and Type Storage Cabinets

(Made in Wood and Steel.)

THESE units provide a convenient and expansive arrangement for cut and type storage, very desirable in certain offices and which may be added to as the volume of business increases. Illustration shows units with cut drawers only, but these same units also accommodate standard full-size type cases. Nos. 12290 and 2290 are regularly supplied with California Job Cases, but this case assortment may be changed, at slight additional cost, to meet customers' requirements.

Type Cases in these units have one pull and label holder, but do not have numbers or symbol plates. Fronts of type cases in steel cabinets are wood with green enamel finish; steel fronts may be had, if desired, at slight additional cost.


Cut Drawers are standard full-size Blank and Indexed as illustrated below. Index strips (front and rear), also division strips, in both wood and steel drawers, are wood.

Each unit (except cap and base) is $34\frac{1}{2}$ inches long, $21\frac{1}{2}$ inches deep and $13\frac{3}{4}$ inches high. Height of three units with cap and base is $43\frac{3}{8}$ inches to flat working top.

All drawers in the cut storage units are consecutively numbered from 1 to 8 inclusive in each unit. When two or more cut storage units are used in one group a symbol letter should be used on each unit. These symbol plates are supplied in rotation (unless otherwise ordered), beginning with the letter A and continuing with B, C, D, etc., according to the number of units ordered.

If a special arrangement of numbers and symbol plates is wanted, the fact should be clearly specified.

In ordering, specify all units clearly. The Cap and Base units are never supplied unless specifically ordered.




List and Dimensions of Cut and Type Storage Cabinets


Steel No.	Wood No.	Floor Space	Height	Number of Drawers	Style of Drawers	Size	Dimensions of Drawers Inside
12290	2290	$34\frac{1}{2} \times 21\frac{1}{2}$	$13\frac{3}{4}$	8	*California Job	Full Size	$15\frac{1}{4} \times 17$ — 2 Compartments
12300	2300	$34\frac{1}{2} \times 21\frac{1}{2}$	$13\frac{3}{4}$	8	Blank	Full Size	
12310	2310	$34\frac{1}{2} \times 21\frac{1}{2}$	$13\frac{3}{4}$	8	Indexed	Full Size	
12320	2320	Cap Unit	
12325	2325	Base Unit	2

*Standard equipment; special case assortment supplied upon request; write for prices.

Dimensions given in above table are for steel cabinets and drawers, except where cabinets are made of wood only.



Illustrating our Blank drawer with center bar, insuring maximum rigidity and strength and will sustain any reasonable load. Each compartment measures $15\frac{1}{4} \times 17$ inches.



Illustrating our full-size Indexed drawer (knotched front and back) showing manner of dividing into compartments of any desired size by use of division strips.

Hamilton Cut Storage Cabinets

(Made in Steel and Wood.)



No. 12410 (Steel). No. 2410 (Wood).

EVERYTHING in connection with the preservation, storage and recording of cuts, half-tones, etchings and electros is important. If scratched or damaged in any way it means either a replacement expense, or additional cost of makeready and a poorer piece of printing; if it is carelessly "stored" or "filed" the result is the expense of minutes or hours in locating; if sent from a customer to his printer or vice versa without an accurate and quick record of such transaction it means annoyance and delay to both parties and too often results in a dissatisfied customer.

If a customer calls for a cut and receives it promptly and in good condition he is pleased; if it is lost or damaged, the effect is not what the printer would like to see. Therefore, proper storage facilities and a right system of recording is of utmost importance to every printer, regardless of the size of the plant, and a customer may rightly expect that as a part of the printer's service.

With the customer, cuts should be checked out when sent to the printer and checked in when returned, and the method of recording in such cases may be simple, yet positive, besides the satisfaction of knowing, always, where the cuts are and that they are in good condition or, if not, immediately determine the cause of damage and where it occurred. In one case you know, the other you don't — the two extremes, and the latter most discouraging.

But — the important fact is that every printing plant, every advertising department, every merchant or individual who buys cuts of any description should have a real cut storage cabinet, and not rely

on the old-fashioned method of storing such valuable articles in desk drawers, on shelves, or in other out-of-the-way places, with resultant loss of time in locating and almost certain damage to the cuts. Especially is this true of "original" half-tones and etchings, the replacing of which is a real expense. The time consumed in "hunting" for misplaced cuts, or of replacing only a few damaged originals will soon pay for a Hamilton Cabinet.

The index drawers are usually preferred where a large number of cuts of various sizes and for numerous customers are to be cared for. The blank drawer is used where cuts are large, customers or classifications not so numerous, and the indexing feature not so important. (See "Index Book," reverse side of sheet.)

Each standard full-size steel drawer provides approximately 515 square inches of storage space which means that Cabinet No. 12400 provides storage capacity for a total of about 12360 square inches of cuts.

All cabinets are made with 4-inch extension front which permits attaching a lighting fixture. This construction also permits pulling out the cases far enough so that the extreme rear portion of the case is easily accessible without danger of them falling off the slides.



No. 12390 (Steel). No. 2390 (Wood).



FOR SALE BY ALL PROMINENT TYPEFOUNDERS AND DEALERS EVERYWHERE

Manufactured by

HAMILTON MANUFACTURING COMPANY

EASTERN OFFICE AND WAREHOUSE: RAHWAY, N. J.

TWO RIVERS, WISCONSIN



24-Drawer two-thirds size cabinet.
Made in wood only.

Hamilton Cut Cabinets are universally used and satisfactorily meet every requirement of the average office. For the advertiser, merchant, or the small or medium-sized office they are ideal.

INDEX BOOK—Hamilton Cabinets are adaptable to any of the numerous systems of recording and indexing cuts, either in modified or elaborate form, depending on the desire of the purchaser. We feature one plan which has proven quite satisfactory and is explained in detail in our Cut Index Book of 130 pages ($7\frac{1}{2} \times 8\frac{3}{4}$ inches) which is *gratis* with Nos. 12390, 2390, 12410, and 2410.



12-Drawer two-thirds size cabinet.
Made in wood only.

List and Dimensions Cut Storage Cabinets

Steel No.	Wood No.	Floor Space	Height	Number of Drawers	Style of Drawers	Size	Dimensions of Drawers Inside
.....	*2330	25 x $22\frac{1}{2}$	25	12	Indexed	Two-Thirds Size	$20\frac{1}{8} \times 14\frac{3}{4}$ — 1 Compartment
.....	*2340	25 x $22\frac{1}{2}$	25	12	Blank	Two-Thirds Size	$20\frac{1}{8} \times 15$ — 1 Compartment
.....	*2350	$35\frac{1}{2} \times 22\frac{1}{2}$	25	12	Indexed	Full Size	$14\frac{7}{8} \times 14\frac{3}{4}$ — 2 Compartments
.....	*2360	$35\frac{1}{2} \times 22\frac{1}{2}$	25	12	Blank	Full Size	$15\frac{5}{8} \times 15$ — 2 Compartments
.....	*2370	25 x $22\frac{1}{2}$	43	24	Indexed	Two-Thirds Size	$20\frac{1}{8} \times 14\frac{3}{4}$ — 1 Compartment
.....	*2380	25 x $22\frac{1}{2}$	43	24	Blank	Two-Thirds Size	$20\frac{1}{8} \times 15$ — 1 Compartment
12390	2390	35 x $21\frac{1}{2}$	43	24	Indexed	Full Size	$15\frac{1}{4} \times 15\frac{3}{4}$ — 2 Compartments
12400	2400	35 x $21\frac{1}{2}$	43	24	Blank	Full Size	$15\frac{1}{4} \times 17$ — 2 Compartments
12410	2410	$68\frac{1}{2} \times 21\frac{1}{2}$	43	48	Indexed	Full Size	$15\frac{1}{4} \times 15\frac{3}{4}$ — 2 Compartments
12420	2420	$68\frac{1}{2} \times 21\frac{1}{2}$	43	48	Blank	Full Size	$15\frac{1}{4} \times 17$ — 2 Compartments

Dimensions given in above table are for steel cabinets and drawers, except where cabinets are made of wood only.

*Made in wood only.

Standard Equipment:


All drawers equipped with label holders. Index book supplied with Cabinets Nos. 12390 and 12410; also Nos. 2390 and 2410.

Extra Equipment:

Number strips or plates can be supplied, if desired, at small additional cost. Lighting fixture for each tier of cases. All cabinets made so this fixture can be attached later if not ordered with the cabinet.



Illustrating our Blank drawer with center bar, insuring maximum rigidity and strength and will sustain any reasonable load. Each compartment measures $15\frac{1}{4} \times 17$ inches.




Illustrating our full-size Indexed drawer (knotched front and back) showing manner of dividing into compartments of any desired size by use of division strips.



No. 2430—With Plain Back
No. 2435—With Paneled Back

Wood Type Cabinets

For the systematic storage of wood type there is nothing better than a roomy cabinet with large blank cases. The type is placed in rows face up. Each individual type is accessible without disturbing other characters. These cabinets keep the type free from dust. The danger of damage to the smooth finished face of the type is eliminated. The illustration at the right shows the type in place between the adjustable partition strips.



LIST OF STANDARD WOOD TYPE CABINETS

No.	Case Capacity	STYLE OF BACK	Size of Cases Inside		Size of Cabinet		
			Width, Inches	Depth, Inches	Height, Inches	Length, Inches	Depth, Inches
2430	24	Plain Gumwood	30 $\frac{3}{8}$	15 $\frac{1}{16}$	43 $\frac{13}{16}$	35 $\frac{1}{2}$	22 $\frac{1}{2}$
2435	24	Paneled	30 $\frac{3}{8}$	15 $\frac{1}{16}$	43 $\frac{13}{16}$	35 $\frac{1}{2}$	22 $\frac{1}{2}$
2440	23	Plain Gumwood	42 $\frac{7}{16}$	21 $\frac{5}{16}$	43 $\frac{13}{16}$	47 $\frac{7}{16}$	28 $\frac{3}{4}$

Mortised label holders with celluloid covers in case fronts—one for each case in Nos. 2430 and 2435 Cabinets. Cases in No. 2440 Cabinet have two Pulls. Case fronts do not have Routed Label Holders.

The case bottoms are of three-ply material, extra strong in No. 2440 Cabinet.

Nos. 2430 and 2440 Cabinets are fitted with gumwood backs of three-ply material, finished to match other outside woodwork. No. 2435 Cabinet has paneled back, finished. The drawers slide on flat steel runs.

Six division strips for each drawer in Nos. 2430 and 2435 Cabinets; twelve half-length division strips for each drawer in No. 2440 Cabinet.



No. 2440—Wood Type Cabinet

Letterboard Cabinets and Letterboards

The Letterboard is a necessary part of the equipment in any plant doing general commercial work. While to a considerable extent the letterboard has been replaced by the modern system of galley storage, it is not possible to dispense with it entirely.

There are many pages of matter of odd shapes and extra large sizes which cannot be accommodated on anything but a letterboard, and it is for such conditions that our line of letterboard cabinets has been designed. We have discontinued the varying and odd sizes of letterboards and letterboard cabinets, and we show here two standardized cabinets. The bodies are identical in dimensions with single-tier standardized type cabinets.



No. 2450—With Finished Gumwood Back

No. 2450 Letterboard Cabinet

Two-thirds-size, with extension front.
Contains seventeen No. 2480 Job Letterboards.
Size inside, $20 \times 15\frac{3}{8}$ inches.
Size outside, $21\frac{3}{4} \times 16\frac{5}{8}$ inches.
Galley lip at the front, $\frac{5}{8}$ -inch wide.

The job letterboard has a back rail as illustrated on the following page.

The back of cabinet is of three-ply gumwood, finished to match.
Dimensions: Height, $43\frac{1}{16}$ inches; length, $25\frac{1}{16}$ inches; width, $22\frac{1}{2}$ inches.

Material—Ash, with antique finish.

Nos. 2455 and 2460 Letterboard Cabinets

Full-size, with extension front.
Contain seventeen No. 2490 Letterboards.
Size inside, $30\frac{7}{16} \times 15\frac{3}{8}$ inches.
Size outside, $32\frac{3}{16} \times 16\frac{5}{8}$ inches.
Galley lip at the front, $\frac{5}{8}$ -inch wide.
The job letterboard has a back rail as illustrated on the following page.

This cabinet body is standard, identical with the body of single-tier type cabinets. With the flat top removed, it can be fitted with the single-tier working tops illustrated on pages 18, 19, 20 and 22.


Dimensions: Height, $43\frac{1}{16}$ inches; length, $35\frac{1}{2}$ inches; width, $22\frac{1}{2}$ inches.

Material—Ash, with antique finish.



No. 2455—With Finished Gumwood Back
No. 2460—With Finished Paneled Back

Nos. 2480 and 2485 Two-Thirds-Size Letterboards



No. 2480 — Size outside, $21\frac{3}{4} \times 16\frac{5}{8}$ inches
 Size inside, $20 \times 15\frac{1}{8}$ inches
 No. 2485 — Size outside, $21\frac{3}{4} \times 20\frac{1}{2}$ inches
 Size inside, 20×19 inches

} will fit in wood-run case stands

This is the standard job letterboard in two-thirds-size, made in two depths.

The No. 2480 Board is put into No. 2450 Cabinet shown on preceding page. Also in Nos. 3857 and 3859 Imposing Table Units. The same board can be placed in Nos. 3861 and 3863 Units, providing a four-inch extension front.

The No. 2485 Board will fit into Nos. 3861 and 3863 Units.

Nos. 2490 and 2495 Full-Size Letterboards

No. 2490 — Size outside, $32\frac{3}{16} \times 16\frac{5}{8}$ inches
 Size inside, $30\frac{7}{16} \times 15\frac{1}{8}$ inches
 No. 2495 — Size outside, $32\frac{3}{16} \times 20\frac{1}{2}$ inches
 Size inside, $30\frac{7}{16} \times 19$ inches


} will fit in wood-run case stands

This is the standard job letterboard in full-size, made in two depths.


The No. 2490 Board is put into Nos. 2455 and 2460 Cabinets, shown on preceding page; also in Nos. 3865 and 3867 Imposing Table Units. This same board can be placed in Nos. 3869 and 3871 Units, providing a four-inch extension front.

The No. 2495 Board will fit into Nos. 3869 and 3871 Units.

Nos. 2480, 2485, 2490 and 2495 may be used in case racks and case stands.



No. 2500 Newspaper Letterboard



No. 2500 — Size outside, $29\frac{3}{4} \times 25$ inches.
 Size inside, 28×24 inches.

This is the standard newspaper transfer and storage letterboard. The side rails have one-inch extensions. These extensions rest on the edge of the iron surface or transfer truck when forms are moved. Open both ends. Galley lip on one end.

The No. 2500 Letterboard is put into Nos. 5575 and 5578 Newspaper Units. No. 5730 Transfer Truck, shown on page 147, accommodates ten No. 2505 Letterboards. Size inside, $23\frac{3}{4}$ inches wide by $28\frac{3}{4}$ inches from front to back.



Showing the construction of the newspaper letterboard. This letterboard has no back rail. The side rails extend one inch (A), acting as supports when type forms are transferred to cast-iron imposing surfaces.



Showing the construction of the job letterboard with back rail and lip at the front to receive the galley.


Case Racks

Case racks are made of hardwood, and supplied in the white in knocked-down form. When put to use the sections are assembled and secured by bolts which are supplied with the stands. These stands are for the storage of type in standard full-size, lip-front cases. They are not recommended as an economical arrangement. Such equipment, however, provides an inexpensive method of storage of type in cases not frequently in use.


No. 2535 Case Rack for thirty full-size cases. Open ends and back. Wooden case runs.

Dimensions: Height, 80 inches.
Width, 36 inches.
Depth, 20½ inches.


No. 2540—With closed ends and back, otherwise identical with No. 2535 Rack.



No. 2535 Case Rack



No. 2530 Case Rack



No. 2515 Case Rack

No. 2525 Case Rack for twenty full-size cases. Open ends and back. Wooden case runs.

Dimensions: Height, 57½ inches.
Width, 36 inches.
Depth, 20½ inches.

No. 2530—With closed ends and back, otherwise identical with No. 2525 Rack.

No. 2515 Case Rack for twelve full-size cases. Open ends and back. Wooden case runs.

Dimensions: Height, 43¾ inches.
Width, 36 inches.
Depth, 20½ inches.

No. 2517—Same as No. 2515 except two-tier and double capacity.


No. 2519—Same as No. 2517 except closed ends and back.

No. 2520—With closed ends and back, otherwise like No. 2515 Rack.

Common Case Stands



No. 2543 Case Stand




No. 2550 Case Stand

LIST OF COMMON CASE STANDS

No.	CASE CAPACITY	Style of Ends	HEIGHT, INCHES		FLOOR SPACE	
			At Front	At Rear	Width, Inches	Depth, Inches
2541	12 Two-Thirds-Size	Open	45	56 $\frac{1}{2}$	25 $\frac{5}{8}$	26 $\frac{3}{8}$
2542	12 Two-Thirds-Size	Closed	45	56 $\frac{1}{2}$	25 $\frac{5}{8}$	26 $\frac{3}{8}$
2543	12 Full-Size	Open	45	56 $\frac{1}{2}$	36	26 $\frac{3}{8}$
2545	12 Full-Size	Closed	45	56 $\frac{1}{2}$	36	26 $\frac{3}{8}$
2550	12 Full-Size and 12 Two-Thirds-Size	Open	45	56 $\frac{1}{2}$	60	26 $\frac{3}{8}$
2555	12 Full-Size and 12 Two-Thirds-Size	Closed	45	56 $\frac{1}{2}$	60	26 $\frac{3}{8}$
2560	24 Full-Size, with galley rest	Open	45	56 $\frac{1}{2}$	70 $\frac{1}{4}$	26 $\frac{3}{8}$
2565	24 Full-Size, with galley rest	Closed	45	56 $\frac{1}{2}$	70 $\frac{1}{4}$	26 $\frac{3}{8}$

The stands are made of hardwood and have no finish. Shipped knocked down, with bolts for assembling.



No. 2560 Case Stand




No. 2545 Case Stand

The City Stands

The improved city stand is far superior to the common stand. It is fitted with galley boards under the lower case. The lower case is pushed rearward, as the illustration shows, in this manner exposing the galley board.

These stands, while superior in many ways compared with common stands, having a greater case capacity and a more convenient arrangement of working top, are still far from being the most economical composing and job font storage equipment. The chief attraction is the comparative low cost, which in the end does not provide a saving if the cost of composition is not reduced to the minimum.



No. 2566 — With open ends
No. 2568 — With closed ends

Nos. 2566 and 2568 Single City Stands


With racks for fifteen full-size, lip-front cases in one tier. Accommodates one pair of cases on the working top. Otherwise identical in all details of construction with the Nos. 2570 and 2575 Double City Stands.

Dimensions: Height, at front, $43\frac{1}{2}$ inches; at rear, 62 inches.
Width, $36\frac{1}{2}$ inches.
Depth, $26\frac{1}{2}$ inches.

Nos. 2570 and 2575 Double City Stands

With racks for thirty full-size, lip-front cases, fifteen in each tier. Accommodates two pairs of cases on the working top. Made of hardwood throughout, and supplied in the white in knocked-down form. When put to use the sections are assembled and secured by bolts which are supplied with the stands. Complete with galley boards.

Dimensions: Height, at front, $43\frac{1}{2}$ inches;
at rear, 62 inches.
Width, $70\frac{1}{4}$ inches.
Depth, $26\frac{1}{2}$ inches.



No. 2570 — With open ends
No. 2575 — With closed ends



Imposing Tables with Square Legs

THE utility of an imposing table is enhanced by utilizing the space underneath for letterboards, chase racks, furniture, reglet, etc., as exemplified in the line of modern tables shown on preceding pages.

These low-priced, square-legged tables will answer the requirements in country offices where space is not at a premium.

DIMENSIONS AND WEIGHTS OF SQUARE LEG IMPOSING TABLES WITH STONE OR CAST-IRON SURFACES

No.	CAPACITY OF STONE	Size of Stone in Inches	Size of Iron Surfaces in Inches	Floor Space Taken by Table in Inches	Height to Top of Stone in Inches	Number of Legs
4070	School Size	18 x 24	21 x 27	20½ x 26½	38½	4
4075	2 pages, 6-Column	24 x 36	27 x 39	26½ x 38½	38½	4
4080	2 pages, 7-Column	26 x 44	29 x 47	28½ x 46½	38½	4
4085	2 pages, 8-Column	28 x 50	31 x 53	30½ x 52½	38½	4
4090	For Job Work	36 x 48	39 x 51	38½ x 50½	38½	4
4095	4 pages, 7-Column	26 x 76	29 x 79	28½ x 78½	38½	6
5000	4 pages, 8-Column	28 x 84	31 x 87	30½ x 86½	38½	6
5005	4 pages, 6-Column Quarter	36 x 60	39 x 63	38½ x 62½	38½	4
5010	4 pages, 7-Column Quarter	48 x 60	51 x 63	50½ x 62½	38½	4
5015	For general work	48 x 72	51 x 75	50½ x 74½	38½	6

Imposing tables are made of hardwood, and supplied without finish in knock-down form. This insures convenience in handling. Large tables can be taken up stairways and through narrow doors in sections.

HOW TO BED A STONE—To properly bed an imposing stone it should be laid in putty. Take the stone and place it on skids on the floor face down. Roll strips of putty and place them on the stone where the supporting strips will rest. Take coffin and reverse, placing it over the stone. Lift coffin and stone together, and place on the table. Tap stone to thoroughly bed, and see that it projects evenly above the inner edge of the coffin the

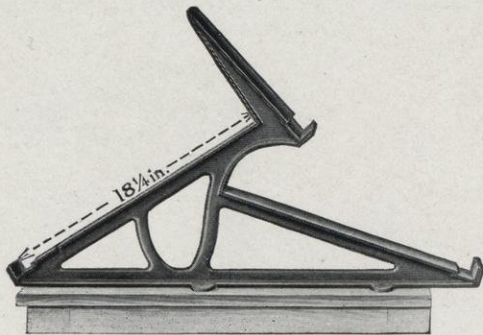
thickness of a brass galley bottom. Fill space between edges of stone and coffin with putty.

NOTICE—All imposing stones are crated separately, and are shipped at customer's risk. No claim can be made on us or the transportation company if breakage occurs. As stones are very heavy, this is necessary in order to obtain a low freight rate. If shipped released, they take fourth-class rate; if not released, they take first-class rate. Orders for imposing stones are accepted only on this basis, at buyer's risk, unless otherwise specified.

Brackets

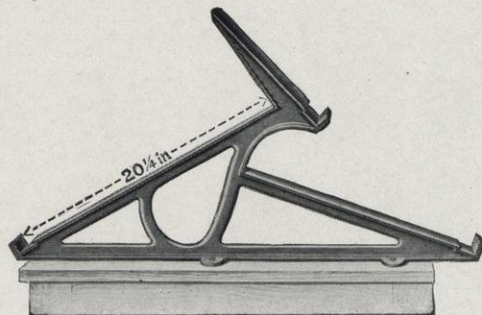
For Cases and Working Banks on Cabinet Tops

Brackets are still used for a wide variety of purposes, notwithstanding the growing practice of using removable solid working tops on all the modern typesetting cabinets. They are especially serviceable in re-arranging old equipment. Flat-top storage cabinets can be converted into working cabinets by placing bracket and case equipment on the flat tops. The wide variety of bracket patterns will make it possible to re-arrange the equipment in a manner to meet varying conditions. All brackets are of the best gray cast-iron with black enamel finish.




No. 2580 Three-Case Bracket
WITHOUT TILTING FEATURE

Takes a pair of standard-size news cases at the front, and an 18-inch working bank or standard Bettis lead and slug case at the rear.



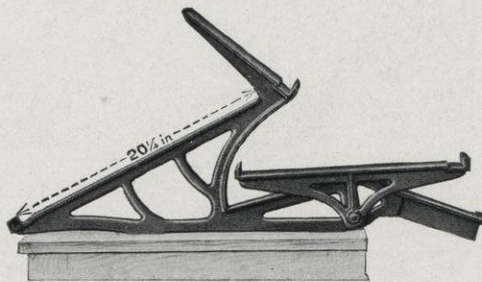
No. 2585 Three-Case Bracket
WITHOUT TILTING FEATURE

Same as the No. 2580 except that it takes a 20-inch dump at the rear. Accommodates a pair of standard-size news cases at the front.



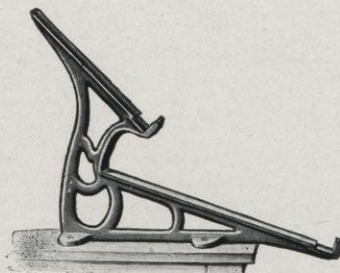
No. 2590 Three-Case Tilting Bracket

Takes a pair of standard-size news cases at the front, and an 18-inch working bank or standard-size Bettis lead and slug case at the rear. Has the tilting feature, and is furnished with the galley board which goes under the lower case.




No. 2595 Three-Case Tilting Bracket

Same as the No. 2590 except that it takes a 20-inch dump at the rear. Takes a pair of standard-size news cases at the front, and has the tilting feature with galley board under the lower case.



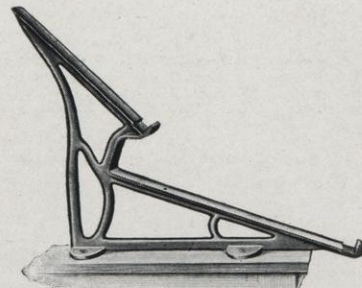
No. 2600 Bracket

Takes a pair of standard-size news cases. Provides for bringing the cap case forward several inches over the lower case, and close to the compositor without interfering with the rear boxes in the lower case.




No. 2605 Tilting Bracket

This bracket takes a pair of standard-size news cases. The lower case can be tilted back to expose the galley board underneath. The tilting feature is also convenient for shaking the lower case to even up the type boxes.




No. 2610 Bracket

Takes an 18-inch working bank or standard 18-inch Bettis lead and slug case at the front, and a standard full-size type case or a 10-inch lead and slug case on the upper arm.




No. 2615 Bracket

For attachment on a flat surface. Takes a pair of standard full-size news cases.



No. 2620 Bracket

For attachment on a flat surface. Takes a single full-size case. Three or four of these brackets will hold an 18 x 72-inch Bettis lead and slug case.



No. 2625 Bracket

For attachment on the edge of a cabinet, as the illustration shows. Takes a pair of standard full-size news cases.



No. 2630 Bracket

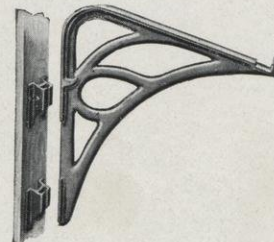
For galley dumps attached to cabinet ends, sides or backs, or on vacant wall space. The bracket is detachable from the socket.

No. 2631 Galley Dump for Single-Tier Cabinet.
No. 2632 Galley Dump for Two-Tier Cabinet.



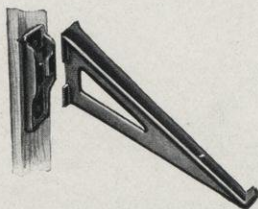
No. 2635 Bracket

Supporting bracket for galley banks, shelving for cuts, leads and slugs or standing matter. Can be arranged in series of shelves screwed to hardwood cleats and fastened to plastered partitions or brick walls. See Nos. 3570, 3572, 3574, 3576, 3578 and 3580 Creighton Standing Galley Shelving on page 72.



No. 2640 Detachable Single Case Bracket, with Sockets


To attach to an upright surface, particularly on the end of a cabinet. Convenient for holding a single full-size case or a working bank.



Detachable Galley Bracket Inclined 45 Degrees—With Socket

To attach to a perpendicular surface. This is the standard galley bracket attached to wall galley racks shown on page 73.

No. 2645—With 8-inch arm.
No. 2650—With 10-inch arm.
No. 2655—With 12-inch arm.



Detachable Galley Bracket Reversible—With Socket

Same as the inclined bracket shown to the right except made to reverse. Inclined 16 degrees. When reversed extends horizontally.

No. 2660—With 8-inch arm.
No. 2665—With 10-inch arm.
No. 2670—With 12-inch arm




No. 2675 Roller Bracket

To attach to a perpendicular surface. Bracket arms extend horizontally. A pair of brackets will hold six rollers.

Foot-Rails

The standard rail supplied with all single-tier cabinets and with the No. 2010 Two-Tier Adman Cabinet, No. 2020 Two-Tier Newspaper Ad Cabinet and No. 2030 Two-Tier Newspaper Cabinet. Supplied with detachable sockets, ready for attachment. Rail of blued-steel. Brackets and sockets of cast-iron, black enameled.



No. 2680 Foot-Rail



No. 2685 Foot-Rail

Standard for two-tier cabinets. Supplied complete with detachable sockets ready for attachment. Rail of blued-steel. Brackets and sockets of cast-iron, black enameled.



No. 2701 Blank Case

For the storage of electrotypes, drawings, etc. Made with flush bottom and deep enough to accommodate type-high material in quarter-size cases.

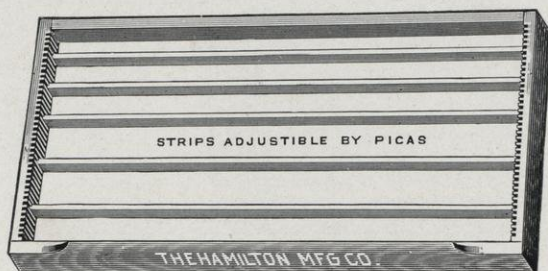
No. 2706 Blank Case, same as above but with Center Bar

The center bar gives added carrying capacity. Recommended for the storage of solid metal cuts. Accommodates four quarter-size cases, two in each compartment.



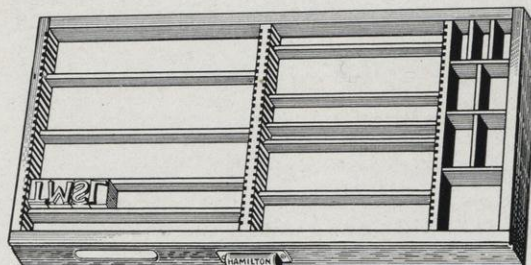
No. 2711 Indexed Electrotrope Case

Supplied with eight removable divisions; center bar is stationary. Made only with cabinet front.



No. 2715 Wood Type Case

Graduated by picas on the ends. The removable strips can be adjusted to fit any size of wood type. Six strips go with each case.



No. 2717 Large Letter Case

Holds regular fifty-pound font of type with extra job font of caps and five pounds of spaces and quads. Supplied with twenty-four strips.




No. 2720 News Cap Case

The standard cap case as revised to provide largest compartments for the most used characters. No change in the lay.



No. 2725 Lower Case

The standard lay of the lower case. It requires no introduction. What memories it arouses in the minds of the old-time printers.



No. 2730 Double Lower Case


For holding two fonts of caps and figures; or caps, lower case and double font of figures.



No. 2735 California Job Case

The most popular of all job cases. Note the large cap boxes. This case is put into all standard type cabinets.

All cases illustrated on this page are standard full-size. Depth of slats, $1\frac{1}{16}$ inches.



No. 2740 Italic Job Case

The old standard job case universally used before the introduction of the California Job Case. Convenient for fonts with accented letters.



No. 2745 Improved New York Job Case

Holds a cap, small cap, lower case and figure font. The cap section is identical with the California Job Case.




No. 2750 Yankee Job Case

The cap boxes in this case are placed at the back. The front section is a regular lower case lay. A popular case also in two-thirds-size.



No. 2755 Double Yankee Job Case

A very useful and popular case. Accommodates two complete fonts of caps, lower case, figures and points. Size of boxes allows ample finger room.



No. 2760 Dearing Job Case

For large sizes of type. Has greater capacity than any other job case. Lower case boxes are extra large. Cap side California pattern.



No. 2765 Wells Job Case

Holds two fonts of caps and figures. Large boxes insuring large capacity. Cap boxes one-third larger than those in news case.



No. 2770 Triple Case

A most useful and popular case. Will take three fonts of caps, figures and points.



No. 2775 Quadruple Case

Convenient for small fonts. It is a double cap case. Holds four fonts caps, figures and points.

All cases illustrated on this page are standard full-size. Depth of slats, 1 1/8 inches.




No. 2780 Dearing Accent Case

Contains five sections for caps, small caps and lower case of romans, and caps and lower case of italics. Extra boxes at front for Spanish, French and Portuguese accents.




No. 2785 Figure Case

The figure case is a necessity in every office. Provides extra large boxes for numerals and fractions.



No. 2790 Border Case

A roomy case of large capacity for border characters.



No. 2795 Improved Space and Quad Case

Accommodates eight sizes, including hair spaces.



No. 2800 Hamilton Lead or Slug Case

Leads or slugs can be stacked two tiers deep.



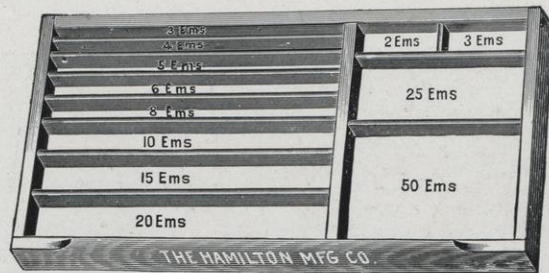
No. 2805 Morgan Lead and Slug Case

This case has cross bars providing two compartments for each length. Leads and slugs can be stacked two tiers deep.



No. 2815 Adjustable Lead and Slug Case

The heavy center bar to which the three-ply bottom is firmly secured gives maximum carrying capacity. The partitions can be placed to accommodate leads and slugs in required lengths.



No. 2820 Metal Furniture Case

Compartments for each length as shown. The three-ply bottom is securely nailed to the cross bar and partitions. The case can be loaded with metal to full capacity.

All cases illustrated on this page are standard full-size. Depth of slats, $1\frac{1}{8}$ inches.




No. 2830 Ordinary Rule Case

The old-style, full-size brass rule case. Many printers now prefer the smaller quarter-size rule cases shown on following pages.



No. 2835 Furneaux Rule Case

This case will hold two large fonts of brass rule. Two sections alike in construction divided by center bar.



No. 2840 Zenobia Rule Case

Holds a liberal supply in lengths one to thirty-six picas, variations by single picas. Compartments for half-em measures from one to ten picas.




No. 2845 Harms Rule Case

Maximum holding capacity. Compartments in regular sequence. Rule will fit only in corresponding compartments. A most practical case.



No. 2855 Yankee Job Case
Two-Thirds-Size

One of the most popular two-thirds-size cases. Holds caps, lower case and figures. The regular lower case lay at the front.



No. 2850 Cap Case
Two-Thirds-Size

Holds two fonts caps and figures. The lay is identical with the full-size cap case. Bookbinders cabinets are now equipped with this case.




No. 2860 Dearing Job Case
Two-Thirds-Size

The largest capacity of any two-thirds-size case. Lower case in regular rotation. The cap section is identical with the California Job Case.




No. 2865 California Job Case
Two-Thirds-Size

The standard two-thirds-size case for cabinets, unless otherwise ordered. The standard lower case lay at the front.




No. 2870 Brass Leader Case
Two-Thirds-Size

Compartments for lengths from 1 to 25 picas. See No. 3055 Quarter-Size Brass Leader Case illustrated on page 51.



No. 2875 Hamilton Lead or Slug Case
Two-Thirds-Size

Separate compartments, by picas, for lengths 4 to 25 picas inclusive. Two heavy center bars secured to three-ply bottoms.




No. 3200 Lead and Slug Case

Contains duplicate compartments for leads and slugs from 4 to 25 picas varying by single picas. Additional duplicate compartments for 26½ and 46-pica lengths. The material can be stacked two tiers deep. Metal number strips designating lengths placed on horizontal divisions. This case is shown in use on the upper working bank of No. 2155 Tracy Stand and No. 2000 Tracy Cabinet. Outside dimensions, 38½ x 10 inches; depth inside, 1⅝ inches.




No. 3205 Lead and Slug Case

Contains duplicate compartments for leads and slugs from 4 to 25 picas varying by single picas. Additional duplicate compartments for 26½ and 36-pica lengths. The material can be stacked two tiers deep. Metal number strips designating lengths placed on horizontal division bars. This style case is shown on the upper working bank of the No. 2015 Adman Cabinet and the Nos. 2020 and 2025 Newspaper Ad Cabinets. Outside dimensions, 35⅝ x 12 inches; depth inside, 1⅝ inches.



No. 3210 Lead and Slug Case

Contains duplicate compartments for leads and slugs from 4 to 26 picas varying by single picas. Also duplicate compartments for 28-pica lengths. Additional compartments for 4 and 5-pica lengths. The material can be stacked two tiers deep. A metal number strip designating lengths is placed on the horizontal division bar. This case is for use on the upper working bank of type composing cabinets. Outside dimensions, 72 x 10 inches; depth inside, 1⅝ inches.



No. 3215 Spacing Materials Case

Contains duplicate compartments for leads and slugs from 4 to 26 picas varying by single picas. Also duplicate compartments for 28-pica lengths. Additional compartments for 4 and 5-pica lengths. The material can be stacked two tiers deep. At the front on the left is a row of twenty-two compartments of equal size, with rounded bottoms for thin brass and copper spaces or other spacing materials. Size of compartments, 2 x 1½ inches. At the right is a series of eighteen compartments for short lengths of leads from 1 to 9½ picas long varying by half picas. The lengths from 1 to 4½ picas are thrown loosely into the compartments, the other lengths from 5 to 9½ are stacked into compartments made to fit. Metal number strips are placed on the horizontal division bars. Outside dimensions, 72 x 10 inches; depth inside, 1⅝ inches.



No. 3220 Spacing Materials Case

The front row of thirty-two, round-bottom compartments are for thin brass and copper spaces or other spacing materials. Size of compartments, 2 x 1½ inches; inside depth, 1⅝ inches. The second row, consisting of eighteen compartments, are for short-length leads from 1 to 9½ picas varying by half picas. The two back rows of compartments are for spaces and quads accommodating six sizes with six compartments for each size. A metal number strip is placed on horizontal division bar. Outside dimensions, 72 x 10 inches; depth inside, 1⅝ inches.




No. 3225 Spacing Materials Case

For use on lower working banks on typesetting and make-up cabinets and tops. The first row of thirty-two compartments at the front are of equal size, $1\frac{1}{2} \times 2$ inches inside, with a depth of $1\frac{3}{8}$ inches. These compartments are for thin brass and copper spaces. The bottoms of the compartments are rounded, the ends are square. This allows the easy withdrawal of thin spacing materials.

The next two rows of compartments are for spaces and quads arranged in series of three, or in series of six compartments by doubling up. At the rear are compartments for leads and slugs, two compartments for each length from 4 to 28 picas, omitting the 27-pica length. Depth of these compartments $1\frac{5}{8}$ inches inside, providing for the storage of leads and slugs in two tiers. Metal number strip between lead and slug compartments.

Material—Birch, with antique gloss finish.

Outside dimensions, 72 x 18 inches.




No. 3230 Lead and Slug Case

For similar case in ten-inch width see No. 3210 Case shown on page 53.

Made with heavy center bar, dividing the case into two sections. Duplicate compartments for leads and slugs in lengths 4 to 28 picas varying by single picas, omitting the 27-em length. Leads and slugs can be stacked in two tiers. Metal number strip on the center division.

Material—Birch, with antique gloss finish.

Outside dimensions, 72 x 18 inches; depth inside, $1\frac{5}{8}$ inches.




No. 3235 Lead and Slug Case—Size 72 x 18 inches.

No. 3238—The same case in size 72 x 10 inches.

Companion cases to the No. 3230 shown above and No. 3210 shown on page 53. Takes longer lengths from 30 to 60 picas. Duplicate compartments for each length as shown, with metal number strip designating lengths accommodated. Leads and slugs can be stacked in two tiers. Depth inside, $1\frac{5}{8}$ inches.


Material—Birch, with antique gloss finish.



No. 3240 Lead and Slug Case — Size 72 x 18 inches.
No. 3243 — The same case in size 72 x 10 inches.

Made with heavy center bar, dividing the case into two sections. Duplicate compartments for leads and slugs in lengths from 4 to 28 picas, varying by single picas, omitting the 27-em length. Also duplicate compartments for lengths 30, 32, 34, 36, 38, 40, 42, 45, 50 and 60 picas. Leads and slugs can be stacked in two tiers. Metal number strips on horizontal divisions. Depth inside, $1\frac{5}{16}$ inches.

Material — Birch, with antique gloss finish.

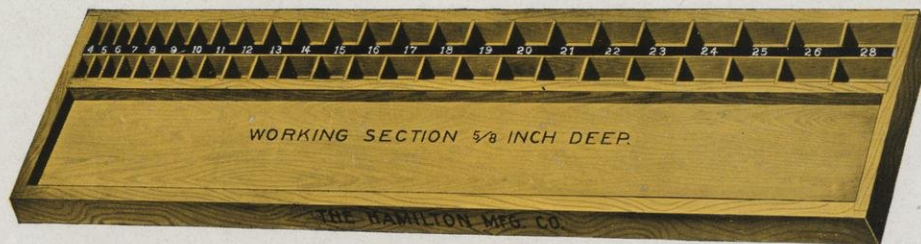


No. 3245 Lead or Slug Case

This case will accommodate leads or slugs from 3 to $9\frac{1}{2}$ -ems pica with variations by half picas; from 10 to 48 picas, variations by picas. The material can be stacked in two tiers. Metal number strips designating lengths placed on horizontal divisions.

Material — Birch, with antique gloss finish.

Outside dimensions, 72 x 18 inches; depth inside, $1\frac{5}{16}$ inches.




No. 3250 Lead and Slug Case with Working Bank

This case represents a most practical improvement, and can be used to great advantage on the working tops of type composing cabinets. It contains duplicate compartments for leads and slugs in lengths from 4 to 28 picas, varying by single picas, omitting the 27-em length. The lead and slug section is $1\frac{5}{16}$ inches deep, allowing the material to be stacked in two tiers. A metal number strip is placed on a heavy center bar, dividing the duplicate compartments.

The working bank section at the front is $\frac{5}{8}$ -inch deep; size $70\frac{3}{8}$ x $10\frac{3}{8}$ inches.

Material — Birch, with antique gloss finish.


Outside dimensions, 72 x 18 inches.



No. 3255 Metal Furniture Case—Size 72 x 18 inches.
No. 3258—The same case in size 72 x 10 inches.

Contains forty-nine compartments $2\frac{1}{2}$ inches deep inside for metal furniture in widths of 4, 5, 6, 8, 10, 15, 20, 25, 30 and 50 lines pica. One large compartment for large sizes. Extra strong three-ply bottom. Metal number strips on horizontal divisions. The case should be placed on the top of a storage cabinet and used for a reserve supply.

Material—Birch, with antique gloss finish.




No. 3260 Space and Quad Case

Accommodates fourteen sizes spaces and quads, six compartments for each size from 6 to 48 point. This reserve supply case should be placed on the top of a storage cabinet, in a position easy of access for use in replenishing the smaller portable quarter and one-eighth-size spacing materials cases.

Material—Birch, with antique gloss finish.

Outside dimensions, 72 x 18 inches; depth inside, 2 inches.




No. 3265 Spacing Materials Case

For use on lower working banks of single-tier cabinets, similar to No. 2000 Tracy Cabinet and No. 2155 Tracy Stand. Two such cases can be placed on the lower working bank of two-tier cabinets. Compartments in front row, with rounded bottoms for thin spaces. Next two rows for spaces and quads; last two rows for leads and slugs in lengths 4 to 28 picas, omitting the 27-pica length. Material can be stacked two tiers deep. Metal number strips on horizontal divisions.

Material—Birch, with antique gloss finish.

Outside dimensions, 36 x 18 inches.

Depth inside, $1\frac{5}{8}$ inches.



No. 3270 Space and Quad Case

Similar in design to the 72 x 18 inch No. 3260 Space and Quad Case shown above. Half length for use on lower working banks of single-tier typesetting cabinets like the No. 2000 Tracy Cabinet and the No. 2155 Tracy Stand. Two such cases can be placed end to end on the lower working bank of two-tier cabinets. Accommodates spaces and quads in seven sizes.

Material—Birch, with antique gloss finish.

Outside dimensions, 36 x 18 inches; depth inside, 2 inches.

No. 3315 Paper and Card Stock Cabinet

A proper receptacle for high-priced book and cover stock. Dust-proof cabinets prevent soiling of sheets and color fading. All cabinets shown on this page have Combination Label Holder and pull attached.



No. 3315 Paper and Card Stock Cabinet

The drawers have three-ply veneer bottoms, $\frac{5}{16}$ -inch thick, with grain crossed. Removable partitions, providing for nine compartments in each drawer, if required. Finished back of $\frac{1}{4}$ -inch three-ply veneer, with grain crossed.

Contains ten drawers 45 inches long, 29 inches wide inside. Six drawers are $2\frac{1}{8}$ inches deep inside, four drawers are $4\frac{1}{2}$ inches deep inside. Each drawer has two pulls.

Material — Ash, antique finish; back of three-ply material, finished.

Outside dimensions: Height, $43\frac{3}{16}$ inches; length, 50 inches; width, $34\frac{1}{2}$ inches.


No. 3320 Cardboard Cabinet

Similar in construction to No. 3315 shown above. A suitable cabinet for heavy cardboards and expensive cover stock.

Contains sixteen drawers 45 inches long, 29 inches wide inside. Four drawers are $1\frac{1}{2}$ inches deep inside, twelve drawers are $1\frac{3}{4}$ inches deep inside, without inside partitions.

Material — Ash, antique finish; back of three-ply material, finished.

Outside dimensions: Height, $43\frac{3}{16}$ inches; length, 50 inches; width, $34\frac{1}{2}$ inches.



No. 3320 Cardboard Cabinet

Paper Stock Cabinets



No. 3335 Unit

No. 3330 Unit

No. 3325 Unit

Nos. 3325, 3330 and 3335 Vertical Unit Cabinets can be used singly or in groups, placed side by side. The ends are flush, without overhang of top or base. Backs are of three-ply material, finished.

No. 3325 Unit Cabinet contains eighteen drawers for 11 x 17-inch stock; inside dimensions 12 inches long, 18 inches wide, 2 inches deep. Each drawer has one combination brass label holder pull. The drawer bottoms are of heavy three-ply veneer.

Outside dimensions of cabinet: 16 $\frac{3}{4}$ inches long, 25 $\frac{5}{8}$ inches deep, 52 inches high.

Material—Ash, antique gloss finish.

No. 3330 Unit Cabinet contains eighteen drawers for 11 x 17-inch stock; inside dimensions 24 $\frac{3}{4}$ inches long, 18 inches wide, 2 inches deep. Each drawer is divided in the middle from front to back by one removable partition providing twin compartments, and is fitted with two combination brass label holder pulls. The drawer bottoms are of heavy three-ply veneer.

Outside dimensions of cabinet: 29 $\frac{1}{2}$ inches long, 25 $\frac{5}{8}$ inches deep, 52 inches high.

Material—Ash, antique gloss finish.

No. 3335 Unit Cabinet contains eighteen drawers for 20 x 25-inch cover stock; inside dimensions 26 inches long, 21 inches wide, 2 inches deep. Each drawer has two combination brass label holder pulls. The drawer bottoms are of heavy three-ply veneer.


Outside dimensions of cabinet: 30 $\frac{3}{4}$ inches long, 25 $\frac{5}{8}$ inches deep, 52 inches high.

Material—Ash, antique gloss finish.


No. 3340 Paper Stock Cabinet

Made in sanitary construction. Designed to hold book paper 25 x 38 inches. Contains twenty drawers; size inside 38 $\frac{5}{8}$ inches long, 25 $\frac{5}{8}$ inches wide, 1 $\frac{1}{4}$ inches deep. Bottoms of drawers are of $\frac{1}{4}$ -inch, three-ply veneer. Each drawer has two combination brass label holder pulls. Back of three-ply material, finished.

Outside dimensions: 44 $\frac{1}{2}$ inches long, 30 $\frac{3}{4}$ inches wide, 52 inches high.



No. 3340 Paper Stock Cabinet.
Top made flush with ends of cabinet.



No. 3350 Unit with ten drawers
No. 3360 Moulded Cap
No. 3375 Sanitary Base

Unit Paper and Cover Stock Cabinet

These paper stock units hold standard-size sheets. An equipment of these units can be added to from time to time. The individual units can be stacked in sections around windows, and in other places where it would not be possible to place a large one-piece cabinet. The illustration shows No. 3350 Unit, No. 3360 Moulded Cap and No. 3375 Sanitary Base. We also furnish a No. 3365 Plain Cap and a No. 3370 Flush Base.

LIST OF PAPER and COVER STOCK UNITS

No.	Description	Size Outside			Drawers Inside			Size of Stock Accommodated, Inches
		Length, Inches	Depth, Inches	Height, Inches	Length, Inches	Depth, Inches	Height, Inches	
PAPER STOCK UNITS								
*3350	Ten-Drawer Unit	45 $\frac{1}{8}$	31 $\frac{1}{4}$	26 $\frac{7}{16}$	40 $\frac{7}{8}$	25	2	25 x 38
*3355	Six-Drawer Unit	45 $\frac{1}{8}$	31 $\frac{1}{4}$	26 $\frac{7}{16}$	40 $\frac{7}{8}$	25	3 $\frac{1}{4}$	25 x 38
3360	Moulded Cap	45 $\frac{1}{8}$	32 $\frac{1}{2}$	3 $\frac{1}{2}$
3365	Plain Cap	45 $\frac{1}{8}$	32	1 $\frac{3}{16}$
3370	Flush Base	45 $\frac{1}{8}$	31 $\frac{1}{4}$	3 $\frac{1}{2}$
3375	Sanitary Base	45 $\frac{1}{8}$	31 $\frac{1}{4}$	10
COVER STOCK UNITS								
3380	Ten-Drawer Unit	33 $\frac{5}{16}$	29 $\frac{1}{4}$	26 $\frac{7}{16}$	29	23	2	22 x 28
3385	Six-Drawer Unit	33 $\frac{5}{16}$	29 $\frac{1}{4}$	26 $\frac{7}{16}$	29	23	3 $\frac{1}{4}$	22 x 28
3390	Moulded Cap	33 $\frac{5}{16}$	30 $\frac{1}{4}$	3 $\frac{1}{2}$
3395	Plain Cap	33 $\frac{5}{16}$	30	1 $\frac{3}{16}$
3400	Flush Base	33 $\frac{5}{16}$	29 $\frac{1}{4}$	3 $\frac{1}{2}$
3405	Sanitary Base	33 $\frac{5}{16}$	29 $\frac{1}{4}$	10


The drawers in all of the larger size units have two combination brass label holder pulls. All drawer bottoms are of heavy three-ply veneer with grain of wood crossed. *All drawers in Nos. 3350 and 3355 Units have a removable center partition, providing twin compartments. Material—Ash, antique gloss finish. Backs of three-ply material, finished. Cover Stock Units are not interchangeable with Paper Stock Units, being of smaller size.

No. 3345 Book Paper Stock Cabinet

Made in sanitary construction. Will hold book paper 25 x 38 inches and bond paper 17 x 22 inches. Two piles of stock 19 x 24 inches can be put in the large drawers. The cabinet contains thirteen large drawers divided from front to back by a removable partition and thirteen small drawers for 17 x 22-inch stock. Inside dimensions of drawers: 38 $\frac{5}{8}$ inches long, 25 $\frac{5}{8}$ inches wide, 1 $\frac{1}{2}$ inches deep; also thirteen drawers 18 inches long, 25 $\frac{5}{8}$ inches wide, and 1 $\frac{1}{2}$ inches deep inside.

Outside dimensions of cabinet: 67 inches long, 31 $\frac{1}{2}$ inches wide, 37 $\frac{1}{2}$ inches high.

Material—Ash, antique gloss finish; back of three-ply material, finished.



No. 3345 Book Paper Stock Cabinet

Border and Script Type Cabinets



No. 3410 Border and Script Type Cabinet

These cabinets are useful for the preservation of borders and script faces with hair lines and kerned shoulders. Such type is injured when thrown into an ordinary type case. The drawers are placed in the cabinet inclined. This prevents the ends of lines from tipping when not secured by the retaining spring clips.

No. 3410—Contains six drawers, size 10 x 12 inches inside.

Outside dimensions, $14\frac{3}{4}$ x $14\frac{1}{4}$ inches; height, $17\frac{3}{8}$ inches.

Slotted divisions, fifteen for each drawer.


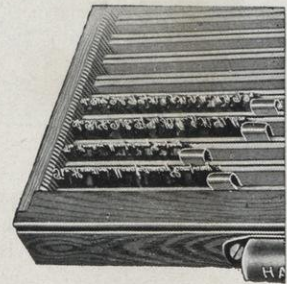
Retaining spring clips, fifteen for each drawer.

Material—Ash, antique gloss finish; back of three-ply material, finished.

No. 3415—Contains ten drawers, size 10 x 12 inches inside.

Outside dimensions, $14\frac{3}{4}$ x $14\frac{1}{4}$ inches; height, $25\frac{3}{8}$ inches.

The illustration to the right shows a section of a drawer with type and retaining spring clips in place. The type and border pieces are placed face up between the adjustable division strips in the same position as when put into the composing stick. The 18-point division strips are adjustable by six points, and are grooved on the top to receive the brass retaining spring clips, which are placed at the ends of unfilled lines and between the different characters. Capacity of each drawer: thirty running feet of 6-point; twenty-four feet of 12-point; twenty feet of 18-point; seventeen feet of 24-point; fifteen feet of 30-point; thirteen feet of 36-point.



No. 3420 Quarter-Case Cabinet

No. 3420 Quarter-Case Cabinet

The single standard quarter-case cabinet is made in height the same as standardized imposing tables, $38\frac{1}{4}$ inches, and contains runs for the accommodation of twenty quarter-cases, all enclosed by a swinging door with catch. This cabinet seems to meet the requirements in most printing offices. If larger capacity is required, two or more cabinets can be placed side by side. All standard quarter-cases will fit this cabinet.

Material—Ash, antique finish.

Length, $10\frac{1}{4}$ inches; depth, $18\frac{1}{4}$ inches; height, $38\frac{1}{4}$ inches.

No. 3425 Specimen Cabinet

In specimen cabinets we have found the demand for an article of medium size, plain in construction and moderate in cost. There has been little demand for the more expensive cabinets which we have heretofore listed. We now carry in stock the single cabinet here illustrated and described. More elaborate cabinets for the filing of specimens of printing can be made to order. Drawing and prices will be submitted on request.

The No. 3425 Specimen Cabinet is of the same dimensions as the two-thirds-size standard cabinet body.

Drawer Equipment: Contains ten drawers, each divided by removable partitions into nine compartments of equal size.

Five drawers $20\frac{1}{4}$ x $16\frac{7}{16}$ inches inside; depth, 2 inches inside.

Five drawers $20\frac{1}{4}$ x $16\frac{7}{16}$ inches inside; depth, $4\frac{1}{2}$ inches inside.

When subdivided, all compartments are $6\frac{1}{2}$ x $5\frac{5}{8}$ inches inside.

Material—Ash, antique finish.

Length, 25 inches; depth, $22\frac{1}{2}$ inches; height, $43\frac{1}{8}$ inches.



No. 3425 Specimen Cabinet



No. 3435 Twelve-Drawer Linotype Matrix Cabinet. Suitable for an office running four to eight machines.

The capacity of each drawer is $137\frac{1}{2}$ running inches of matrices set edgewise. The drawers are set in the cabinet on an incline. This position prevents the matrices from falling down or becoming disarranged when the grooves are not filled. The illustration of drawer shows the matrices in place, the unfilled lines being held by metal slugs.

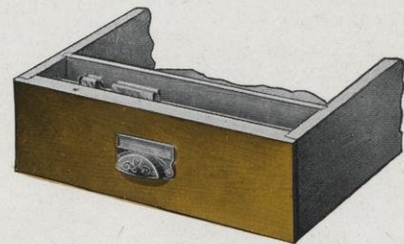
Matrix Cabinets

For Mergenthaler Linotype Matrices and Space Bands

Provides a convenient and safe receptacle for the storage of the valuable matrices, space bands and tools which accompany every linotype outfit. The construction is based on a careful study of the requirements, and after the suggestions of practical linotype experts. No linotype outfit is complete without one. This is the only practical cabinet made for holding the matrices and space bands and other small tools which accompany a linotype type-setting machine.


The use of these cabinets enables the linotype operator to separate his matrices, space bands and small tools, keeping each in separate compartments. There can be little wear and no damage with this arrangement.

Each drawer is $13\frac{3}{4} \times 18\frac{1}{8}$ inches inside, having ten grooves, upon which the matrices are placed edgewise as illustrated below.



Sectional View of Tool Drawer showing Compartment for Space Bands

There is a division in the front part of the tool drawer one-inch wide, partitioned to accommodate the space bands, which are hung on a brass rod, as illustrated. This affords a convenient place for storing these valuable little pieces of metal.



The Metal Slug (Full Size)

Six metal slugs are furnished with each matrix drawer. These will be found very useful—holding up the ends of lines of matrices, and also for separating special characters. These slugs are made the same shape and size of a matrix, and are $\frac{3}{4}$ -inch wide.

No. 3430 Eight-Drawer Matrix Cabinet. Each drawer has ten grooves. Matrices can be placed with the letter stamp facing front or back. Large drawer at bottom for space bands and tools. Space band compartment $13\frac{9}{16} \times 2$ inches $\times 5\frac{11}{16}$ inches deep. Tool compartment $13\frac{9}{16} \times 15\frac{3}{8} \times 5\frac{11}{16}$ inches. Removable partitions between compartments for space bands and tools. One lock at the top controls and secures all the drawers in the cabinet automatically.

Dimensions: Length, $18\frac{1}{8}$ inches; depth, $22\frac{1}{2}$ inches; height, $32\frac{1}{4}$ inches. Material—Ash, antique gloss finish. Top of birch, antique stained and oiled. Back of gumwood, finished.

No. 3435 Twelve-Drawer Matrix Cabinet. Similar in construction in all details with No. 3430 Cabinet. Contains twelve drawers for matrices, and one drawer at the bottom for space bands and tools, all secured by a single automatic locking device.

Dimensions: Length, $18\frac{1}{8}$ inches; depth, $22\frac{1}{2}$ inches; height, $40\frac{3}{4}$ inches.

MERGENTHALER LINOTYPE COMPANY
Executive Office, Tribune Building, New York

The Hamilton Mfg. Co., Two Rivers, Wis.

Gentlemen: We beg to advise you that we have used your matrix cabinets for a number of years. We found them well-constructed, durable, and well adapted for our own use and that of our customers.

Yours very truly,
MERGENTHALER LINOTYPE CO.



Detailed Section of Matrix Drawer, showing Matrices in place



No. 3463 Sort Cabinet

Sort Cabinets

With Removable Steel Boxes

These sort cabinets are very compact, and will hold a large amount of material within a small floor space, and easy of access. The removable individual boxes are of immense value as a time-saver. The never-ending search for sorts in many printing offices is a constant source of expense which cannot be figured directly in the cost sheets. The little leaks incident to lost motion of the hand and foot swell in large volume of expense unseen, and consume possible profits. A lack of sorts and sort equipment is a fruitful source of such loss. Cabinets of this kind supplant the various tin can and cigar box arrangements found in many printing offices. These cabinets are of uniform height and can be placed under the overhanging top at the end of any standard type cabinet.

LIST OF SORT CABINETS

No.	Tiers of Drawers	No. of Drawers	Individual Boxes		Total Capacity, Pounds	Dimensions of Cabinet		
			No. 3457	No. 3458		Length, Inches	Depth, Inches	Height, Inches
3463	1	10	150	100	425	14	22 $\frac{1}{2}$	42 $\frac{7}{8}$
3465	2	20	300	200	850	27 $\frac{1}{2}$	22 $\frac{1}{2}$	42 $\frac{7}{8}$
3468	3	30	450	300	1275	40 $\frac{1}{2}$	22 $\frac{1}{2}$	42 $\frac{7}{8}$

Material—Ash, antique finish. Back, of laminated gumwood, finished.

The individual sort boxes are of steel, with olive-green baked enamel finish. Label holder pulls or lifting bars on sort boxes.



No. 3457 Steel Sort Box with label holder pull or lifting bar. Size, 3 x 3 x 3 inches. Weight capacity, 2 pounds, 13 ounces.



No. 3458 Steel Sort Box with label holder pull or lifting bar. Size, 3 x 4 $\frac{1}{2}$ x 3 inches. Weight capacity, 4 $\frac{1}{4}$ pounds.

Maximum capacity of each drawer in above cabinets is 15 boxes No. 3457 or 10 boxes No. 3458.



No. 3468 Sort Cabinet



Trucks for Drying Racks

These low, easy-running trucks are designed to carry the interlocking drying racks shown on pages 121 and 122. A truck will safely carry a large number of loaded racks stacked one upon another, and they will give lasting service. Some large plants are equipped with as many as one hundred of these platform trucks. They are universally approved by printers who have used them.

- No. 3470 — Platform, 24 x 36 inches.
- No. 3472 — Platform, 33 x 45 inches.
- No. 3475 — Platform, 38 x 52 inches.

Material — Frame of elm, with antique gloss finish. All metal parts are black enameled. Center wheels fixed, and 12 inches in diameter. Swivel casters on ends, diameter of wheels $5\frac{1}{2}$ inches.

No. 3480 Form Truck

A safe and economical truck for electrotypers and printers having large quantities of forms to be transferred to the foundry or elsewhere.

This truck is substantially made to stand rough handling and abuse. The chases fit snugly into substantial steel channels, which prevent the forms from interfering. The chase channels are made of heavy steel 1-inch wide by 17 inches in length, and will withstand years of continuous wear. The arrangement of wheels and casters is such as to permit of handling heavy loads of page forms in chase with ease and safety. Capacity of truck, twelve chases of any size.

Material — Ash, with antique finish. All metal parts are finished in black enamel.

Dimensions : Length, 30 inches.
 Width : Body, 26 inches; overall, $32\frac{1}{2}$ inches.
 Height to top of body, $24\frac{1}{2}$ inches.
 Height to top of handle, 36 inches.
 Diameter of large wheel, 12 inches.
 Diameter of small wheels, $4\frac{1}{4}$ inches.


The swivel casters are ball-bearing.



HAMILTON

Galley Cabinets and Galley Trucks


(Made in Steel and Wood)



No. 13540, steel; No. 3540, wood



No. 13505, steel; No. 3505, wood



No. 13520, steel; No. 3520, wood

No. 13540 — Cabinet with runs.
No. 13520 — Cabinet with shelves.
No. 13505 — Galley Truck.


CABINETS with runs are 38½ in. high; with shelves, 43 in. high. Run openings are 1½-inch wider than given inside measure of galley specified.

TRUCKS (steel) are 32½ in. high, 25½ in. wide; wood trucks, 38¼ in. high, 25½ in. wide.

IT WASN'T many years ago when the principal labor of the average foreman was to "keep track" of the standing matter in his office. Catalog pages, standing jobs, etc., were either "piled", or stored promiscuously on letterboards, with the result that when a certain page or job was called for it was usually located, after much effort, at the bottom of a "pile" or in such position on the letterboard that much matter must be handled to get the particular thing desired. Then it was placed on a galley, corrected, proofed and replaced — somewhere — resulting in much loss of time, patience and money.

Now, with Hamilton Equipment, all this is changed. Letterboards are passé; piling of pages about the room is a relic of the days when real costs were unknown, or seldom considered. Today the storage problem is taken care of in a systematic manner; a place is provided for everything and any piece of matter stored is instantly available; time is saved in every operation and what was formerly one of the printer's most exasperating problems has been brought to a point where it is simplicity itself — practically automatic.

The Hamilton one-piece, double-walled galley is the most practical all-purpose galley ever produced. Made of specially prepared steel, formed with elaborate dies in mammoth presses, it provides every advantage of any other steel galley and is *better* in that its double walls, with perfectly rounded top edges, insure a rigidity not approached in any other design.



Enlarged view Hamilton Galley. Note the double-strength side walls and smooth, rounded top edges.

CABINETS WITH SLANTING SHELVES

Catalog No.	Size Galley	No. Tiers	Total Capacity	Clearance on Shelves
13510	2-Col.	1	25	7
* 3510	2- "	1	25	7
13515	2- "	2	50	7
* 3515	2- "	2	50	7
13520	2- "	4	100	7
* 3520	2- "	4	100	7
13533	3-Col.	4	100	9
* 3533	3- "	4	100	9

CABINETS WITH RUNS ONLY—NO SHELVES

Catalog No.	Size Galley	No. Tiers	Total Capacity	Clearance between runs
13538	8 x 13	2	50	9½
* 3538	8 x 13	2	50	9½
13540	8 x 13	4	100	9½
* 3540	8 x 13	4	100	9½
13541	10 x 16	4	100	10½
* 3541	10 x 16	4	100	10½
13542	12 x 18	4	100	12½
* 3542	12 x 18	4	100	12½
13544	3½ x 23½	4	100	4
* 3544	3½ x 23½	4	100	4
13545	6½ x 23	4	100	6½
* 3545	6½ x 23	4	100	6½
13565	8½ x 23	4	100	9
* 3565	8½ x 23	4	100	9

GALLEY TRUCKS

13500	8½ x 13	2	32	9½
* 3500	8½ x 13	2	32	9½
13505	2-Col.	2	32	7
* 3505	2- "	2	32	7

*Made of wood. All galley openings are regularly numbered from 1 up to capacity of cabinet.

"CLEARANCE" means maximum width of shelf or run opening. Hamilton Galleries are ½-inch wider outside than inside; sizes listed are all inside measure.

HAMILTON MANUFACTURING COMPANY

Eastern House: RAHWAY, N. J.

TWO RIVERS, WISCONSIN

HAMILTON GOODS ARE FOR SALE BY ALL PROMINENT TYPE FOUNDERS AND DEALERS EVERYWHERE

Standing Galley Shelving

This shelving represents a most economical idea for a crowded office. It makes waste space available. The shelves when fastened to a wall or partition project only $6\frac{1}{4}$ inches. Any vacant wall space can be used and converted into valuable storage space for standing ads, jobs under way, electrotypes or book pages. Pages nine inches long can be accommodated with heading to the front, and every line will be easily accessible for correction.

In a wall space 6 feet long x $5\frac{1}{2}$ feet high, from fifty to sixty pages 7×9 can be stored, taking up only $6\frac{1}{4}$ inches of space from the wall, and every line of type will be in plain sight, and in a position for alteration. The brackets are of cast-iron, enameled, drilled for screws and ready for adjustment. The hardwood uprights are drilled for screws, to fasten to the wall, and also for brackets properly spaced. It is an easy matter to put the shelving in place. Each bracket occupies $9\frac{1}{8}$ inches in height.



Style "A" Standing Galley Shelving

No. 3570 Style "A"— $22\frac{1}{4}$ inches long, plain single birch shelf, including two brackets. This is correct length to attach to end of a standard type cabinet body. Width of shelf in clear, 9 inches.

No. 3572 Style "A"—Single shelf, 48 inches long; otherwise same as No. 3574.

No. 3574 Style "A"—Single shelf $69\frac{3}{4}$ inches long, including three brackets. This is correct length to attach to back of a standard two-tier full-size type cabinet body.



Style "B" Standing Galley Shelving

No. 3576 Style "B"—Single shelf $22\frac{1}{4}$ inches long, including two brackets. This is correct length to attach to end of a standard type cabinet body. Top and bottom strips slotted by variations of one pica. Inside dimensions of shelf, $7\frac{1}{2} \times 21 \times \frac{3}{8}$ inches deep. Eight partitions, one pica thick, supplied with each shelf.

No. 3578 Style "B"—Single shelf, 48 inches long, otherwise same as No. 3580. Fifteen partitions, one pica thick, supplied with each shelf.

No. 3580 Style "B"—Single shelf, $69\frac{3}{4}$ inches long, including three brackets. This is correct length to attach to back of a standard two-tier full-size type cabinet body. Top and bottom strips slotted by variations of one pica. Inside dimensions of shelf $8\frac{3}{8} \times 68\frac{1}{2} \times \frac{3}{8}$ inches. Twenty-four partitions, one pica thick, supplied with each shelf.



Uprights for Brick Walls

In cases where the walls are of such construction that the brackets cannot be attached with ordinary screws, the brackets should be screwed to wooden uprights, and these uprights screwed to brick or cement walls by means of wooden plugs and screws or expansion bolts, as shown by the end-view illustration on this page. Sets of uprights should be ordered as follows:

No. 3582—One set of two uprights for Nos. 3570 and 3576 Shelving for two shelves high.

No. 3583—Same as No. 3582, for three shelves high.

No. 3584—Same as No. 3582, for four shelves high.

No. 3585—Same as No. 3582, for five shelves high.

No. 3586—Same as No. 3582, for six shelves high.

No. 3587—Same as No. 3582, for seven shelves high.

No. 3588—One set of three uprights for Nos. 3572, 3574, 3578 and 3580 Shelving for two shelves high.

No. 3589—Same as No. 3588, for three shelves high.

No. 3590—Same as No. 3588, for four shelves high.

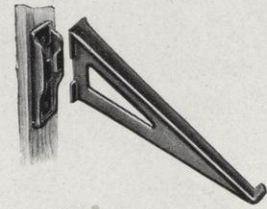
No. 3591—Same as No. 3588, for five shelves high.

No. 3592—Same as No. 3588, for six shelves high.

No. 3593—Same as No. 3588, for seven shelves high.

Wall Galley Racks

The frames are of hardwood, with antique finish. The brackets and sockets are of cast-iron, with black enamel finish. The bracket arms are detachable. All sizes will fit into the standard socket. The brackets illustrated on this page with acute angle are regularly supplied.



Galley Bracket and Detachable Socket



No. 3607 Rack with ten pairs of eight-inch arms for double-column galleys

LIST OF WALL GALLEY RACKS

Rack No.	Galley Capacity	Length of Brackets Used, Inches	Bracket No. Used	Dimensions of Frame		
				Height, Inches	Width, Inches	Thickness, Inches
3601	6	8	2645	31	14 $\frac{7}{16}$	1 $\frac{1}{2}$
3602	6	10	2650	31	14 $\frac{7}{16}$	1 $\frac{1}{2}$
3603	6	12	2655	31	14 $\frac{7}{16}$	1 $\frac{1}{2}$
3604	8	8	2645	38	14 $\frac{7}{16}$	1 $\frac{1}{2}$
3605	8	10	2650	38	14 $\frac{7}{16}$	1 $\frac{1}{2}$
3606	8	12	2655	38	14 $\frac{7}{16}$	1 $\frac{1}{2}$
3607	10	8	2645	46	14 $\frac{7}{16}$	1 $\frac{1}{2}$
3608	10	10	2650	46	14 $\frac{7}{16}$	1 $\frac{1}{2}$
3609	10	12	2655	46	14 $\frac{7}{16}$	1 $\frac{1}{2}$
3610	12	8	2645	55	14 $\frac{7}{16}$	1 $\frac{1}{2}$
3611	12	10	2650	55	14 $\frac{7}{16}$	1 $\frac{1}{2}$
3612	12	12	2655	55	14 $\frac{7}{16}$	1 $\frac{1}{2}$
3613	15	8	2645	67	14 $\frac{7}{16}$	1 $\frac{1}{2}$
3614	15	10	2650	67	14 $\frac{7}{16}$	1 $\frac{1}{2}$
3615	15	12	2655	67	14 $\frac{7}{16}$	1 $\frac{1}{2}$
3616	20	8	2645	86	14 $\frac{7}{16}$	1 $\frac{1}{2}$
3617	20	10	2650	86	14 $\frac{7}{16}$	1 $\frac{1}{2}$
3618	20	12	2655	86	14 $\frac{7}{16}$	1 $\frac{1}{2}$

Rolling Galley Rack

Especially valuable where transferring of type matter is required. The racks loaded with galleys and type can be transferred from the composing room to the make-up tables, and when not in actual use they can be pushed aside into out-of-the-way corners where they will not interfere with other work. Mounted on heavy 2 $\frac{1}{2}$ -inch double casters, with wheel bearings capable of sustaining a weight of 2000 pounds. Uprights have drop handles. The base is wide, thus insuring against accidents by capsizing.

Capacity considered, the rolling galley rack costs but little more than the common wall galley rack, and is much more convenient and economical. The woodwork is of hardwood, with antique finish. The brackets are detachable and reversible. When reversed the galleys are held in a horizontal position. When desired we can supply this rack with Nos. 2645, 2650 and 2655 Brackets, same as supplied with wall galley racks shown above.

LIST OF ROLLING GALLEY RACKS

No.	Galley Capacity	Length of Brackets Used, Inches	Bracket No. Used	Height, Inches
3620	30	8	2660	66
3622	30	10	2665	66
3624	30	12	2670	66

These racks occupy floor space 24 $\frac{1}{4}$ x 26 $\frac{1}{2}$ inches.



No. 3620 Rolling Galley Rack with thirty pairs of 8-inch brackets

Mergenthaler Emergency Supply Cabinets

These cabinets form safe and convenient receptacles for all tools and extra supplies used about the Mergenthaler machines. They are built from designs furnished by the Mergenthaler Linotype Company, and approved by expert operators familiar with the requirements.

Emergency cabinets are constructed with extension fronts, the side runs extending forward beyond the drawer front line, flush with the front of the cabinet sides, allowing the drawers to be pulled out almost the entire depth without danger of dropping, and without undue strain.



No. 3647 Emergency Supply Cabinet

The double-swinging doors have clips fastened on the inside surface for holding wrenches, screw drivers and other tools and parts.

The drawers are indented far enough back from the front so that there will be no interference with the tools in place when the doors are closed. The doors are fitted with first-class locks, so that the entire contents can be secured against interference by unauthorized employees.

These cabinets can be fastened to the wall when it is found convenient to have them in that position. Two metal clips are fastened to the back for this purpose, or they can be placed upon a table or stand.

No. 3647 Emergency Supply Cabinet

Over-all measurements: Width, 27 inches; depth, $17\frac{1}{2}$ inches; height, $29\frac{1}{2}$ inches.

The cupboard in the end measures $8\frac{1}{2} \times 5\frac{3}{4} \times 3\frac{1}{4}$ inches inside, and is a convenient place for the oil can and other tools and supplies.

Drawers—The top drawer is divided into thirty-six compartments, each $2\frac{1}{2} \times 2\frac{5}{16} \times 2$ inches inside.

The next two drawers below are blank, $23\frac{7}{8} \times 10\frac{1}{2} \times 2\frac{5}{8}$ inches inside.

The fourth drawer is blank, $23\frac{7}{8} \times 10\frac{1}{2} \times 4$ inches inside. The bottom drawer is blank, $19\frac{3}{4} \times 10\frac{1}{2} \times 8$ inches inside.

The compartment at the right of the bottom drawer is divided into six spaces for ejectors.

The sliding shelf at the bottom, shown with pull attached, is $25\frac{3}{16}$ inches long by 13 inches wide.

Material—Ash, with antique gloss finish.

No. 3650 Emergency Supply Cabinet

Over-all dimensions: Width, 33 inches; depth, $25\frac{7}{16}$ inches; height, $29\frac{1}{2}$ inches.

The cupboard in the end measures $13\frac{1}{2} \times 8\frac{1}{2} \times 4$ inches.

Drawers—The two top drawers are alike, each divided into thirty-six compartments, $4\frac{1}{8} \times 3 \times 2$ inches inside.

The next two drawers below are blank, $17 \times 30 \times 4$ inches inside.

The bottom drawer is blank, $17 \times 25 \times 8$ inches inside.


The compartment at the right of the bottom drawer is divided into seven spaces for ejectors.

The sliding shelf at the bottom is $31\frac{1}{4}$ inches long by 17 inches wide.

Material—Ash, with antique gloss finish.



No. 3650 Emergency Supply Cabinet



No. 3657 Iron Furniture Cabinet

(Not made in steel)

This cabinet is designed especially for holding one A-1 Font of Barnhart Brothers & Spindler Iron Furniture, a total of 1016 pieces. It serves to keep this material in good order and readily accessible. It is a time saver.

The upper or bin section is for storing the smaller sizes. The lower section will contain the larger sizes.

Each compartment plainly numbered, designating the width and length of the contents.

Dimensions: Height, $38\frac{1}{4}$ inches; width, $54\frac{1}{4}$ inches; depth, 13 inches.

Material: Ash, with antique gloss finish.


Capacity — Upper Section:

32	pieces	each	4 x 2, 3, 4
24	"	"	5 x 2, 3, 4, 5
24	"	"	6 x 2, 3, 4, 5, 6
24	"	"	8 x 2, 3, 4, 5, 6, 8

Lower Section:

24	pieces	each	10 x 2, 3, 4, 5, 6, 8, 10
24	"	"	15 x 2, 3, 4, 5, 6, 8, 10
16	"	"	20 x 2, 3, 4, 5, 6, 8, 10
16	"	"	25 x 2, 3, 4, 5, 6, 8, 10

Reglet Cabinets



No. 3690
Cabinet and Contents

No. 3690 — Cabinet and Contents
No. 3734 — Contents only
No. 3692 — Cabinet only


Contains thirty-four pieces each, nonpareil and pica reglet, cut the following pica lengths:

10, 11, 12, 13, 14, 15, 16, 17, 18, 19, 20, 21, 22, 23, 24, 25, 26, 27, 28, 29, 30, 31, 32, 33, 36, 39, 42, 45, 48, 51, 54, 57, 60.

A total of 2244 pieces.

Height, $38\frac{1}{4}$ inches; width, $11\frac{7}{8}$ inches; depth, $11\frac{1}{4}$ inches.

The No. 3734 Contents will fill the No. 3805 Job Imposing Table Unit.



No. 3695
Cabinet and Contents

No. 3695 — Cabinet and Contents
No. 3736 — Contents only
No. 3697 — Cabinet only


Contains thirty-four pieces each, nonpareil and pica reglet, cut the following pica lengths:

61, 62, 63, 64, 66, 69, 72, 75, 78, 81, 84, 87, 90, 93, 96, 99, 102, 105, 108, 111, 114, 117, 120, 123, 126, 129, 132, 135, 138, 144, 150, 156, 160.

A total of 2244 pieces.

Height, $38\frac{1}{4}$ inches; width, $11\frac{7}{8}$ inches; depth, $27\frac{1}{8}$ inches.

The No. 3736 Contents will fill the No. 3807 Job Imposing Table Unit.



No. 3700
Cabinet and Contents

No. 3700 — Cabinet and Contents
No. 3740 — Contents only
No. 3702 — Cabinet only

Contents: 12 pieces 2-line 4 pieces 6-line } In each of the following lengths:
12 pieces 3-line 4 pieces 8-line } 10, 15, 20, 25, 30, 35, 40, 50
8 pieces 4-line 4 pieces 10-line } and 60 picas.
4 pieces 5-line

A total of 432 pieces.

Height, $38\frac{1}{4}$ inches; width, $11\frac{7}{8}$ inches; depth, $11\frac{1}{4}$ inches.


The No. 3740 Contents will fill the No. 3809 Job Imposing Table Unit.

Furniture Cabinets

Standard furniture cabinets are made in six sizes. The contents are the same as supplied with standard units for imposing tables. The outside shells have sanitary bases. The height of all cabinets is $38\frac{1}{4}$ inches, bringing the top to a level with a standard imposing table. Metal number strips, designating lengths and widths, are placed on the front of the cabinet horizontally and vertically.

Material — Outside cabinet, ash; contents, birch.

Finish — Antique gloss; plain finish backs.



No. 3705
Cabinet and Contents


No. 3705 — Cabinet and Contents
No. 3742 — Contents only
No. 3707 — Cabinet only

Contents: 12 pieces 2-line 4 pieces 6-line } In each of the following lengths:
12 pieces 3-line 4 pieces 8-line } 70, 80, 90, 100, 110, 120, 130,
8 pieces 4-line 4 pieces 10-line } 140 and 160 picas.
4 pieces 5-line

A total of 432 pieces.

Height, $38\frac{1}{4}$ inches; width, $11\frac{7}{8}$ inches; depth, $27\frac{1}{8}$ inches.

The No. 3742 Contents will fill the No. 3811 Job Imposing Table Unit.



No. 3710
Cabinet and
Contents

No. 3710 — Cabinet and Contents.

No. 3748 — Contents only.


No. 3712 — Cabinet only.

Contents: 24 pieces 2-line 12 pieces 6-line } In each of the following lengths:
24 pieces 3-line 8 pieces 8-line } 10, 15, 20, 25, 30, 35, 40, 50
16 pieces 4-line 8 pieces 10-line } and 60 picas.
16 pieces 5-line

A total of 972 pieces.

Height, 38 $\frac{1}{2}$ inches; width, 23 $\frac{3}{4}$ inches; depth, 11 $\frac{1}{4}$ inches.

The No. 3748 Contents will fit the No. 3817 Job Imposing Table Unit.



No. 3715
Cabinet and
Contents

No. 3715 — Cabinet and Contents.

No. 3750 — Contents only.


No. 3717 — Cabinet only.

Contents: 24 pieces 2-line 12 pieces 6-line } In each of the following lengths:
24 pieces 3-line 8 pieces 8-line } 70, 80, 90, 100, 110, 120, 130,
16 pieces 4-line 8 pieces 10-line } 140 and 160 picas.
16 pieces 5-line

A total of 972 pieces.

Height, 38 $\frac{1}{2}$ inches; width, 23 $\frac{3}{4}$ inches; depth, 27 $\frac{1}{8}$ inches.

The No. 3750 Contents will fit the No. 3819 Job Imposing Table Unit.



No. 3720
Cabinet and Contents

No. 3720 — Cabinet and Contents.

No. 3758 — Contents only.


No. 3722 — Cabinet only.

Contents: 28 pieces 2-line 20 pieces 6-line } In each of the following lengths:
24 pieces 3-line 16 pieces 8-line } 10, 15, 20, 25, 30, 35, 40, 50
24 pieces 4-line 16 pieces 10-line } and 60 picas.
20 pieces 5-line

A total of 1332 pieces.

Height, 38 $\frac{1}{2}$ inches; width, 34 $\frac{5}{8}$ inches; depth, 11 $\frac{1}{4}$ inches.

The No. 3758 Contents will fit the No. 3827 Job Imposing Table Unit.



No. 3725
Cabinet and Contents

No. 3725 — Cabinet and Contents.

No. 3760 — Contents only.

No. 3727 — Cabinet only.

Contents: 28 pieces 2-line 20 pieces 6-line } In each of the following lengths:
24 pieces 3-line 16 pieces 8-line } 70, 80, 90, 100, 110, 120, 130,
24 pieces 4-line 16 pieces 10-line } 140 and 160 picas.
20 pieces 5-line

A total of 1332 pieces.

Height, 38 $\frac{1}{2}$ inches; width, 34 $\frac{5}{8}$ inches; depth, 27 $\frac{1}{8}$ inches.

The No. 3760 Contents will fit the No. 3829 Job Imposing Table Unit.



Imposing Tables with Square Legs

THE utility of an imposing table is enhanced by utilizing the space underneath for letterboards, chase racks, furniture, reglet, etc., as exemplified in the line of modern tables shown on preceding pages.

These low-priced, square-legged tables will answer the requirements in country offices where space is not at a premium.

DIMENSIONS AND WEIGHTS OF SQUARE LEG IMPOSING TABLES WITH STONE OR CAST-IRON SURFACES

No.	CAPACITY OF STONE	Size of Stone in Inches	Size of Iron Surfaces in Inches	Floor Space Taken by Table in Inches	Height to Top of Stone in Inches	Number of Legs
4070	School Size	18 x 24	21 x 27	20½ x 26½	38¼	4
4075	2 pages, 6-Column	24 x 36	27 x 39	26½ x 38½	38¼	4
4080	2 pages, 7-Column	26 x 44	29 x 47	28½ x 46½	38¼	4
4085	2 pages, 8-Column	28 x 50	31 x 53	30½ x 52½	38¼	4
4090	For Job Work	36 x 48	39 x 51	38½ x 50½	38¼	4
4095	4 pages, 7-Column	26 x 76	29 x 79	28½ x 78½	38¼	6
5000	4 pages, 8-Column	28 x 84	31 x 87	30½ x 86½	38¼	6
5005	4 pages, 6-Column Quarter	36 x 60	39 x 63	38½ x 62½	38¼	4
5010	4 pages, 7-Column Quarter	48 x 60	51 x 63	50½ x 62½	38¼	4
5015	For general work	48 x 72	51 x 75	50½ x 74½	38¼	6

Imposing tables are made of hardwood, and supplied without finish in knock-down form. This insures convenience in handling. Large tables can be taken up stairways and through narrow doors in sections.

HOW TO BED A STONE—To properly bed an imposing stone it should be laid in putty. Take the stone and place it on skids on the floor face down. Roll strips of putty and place them on the stone where the supporting strips will rest. Take coffin and reverse, placing it over the stone. Lift coffin and stone together, and place on the table. Tap stone to thoroughly bed, and see that it projects evenly above the inner edge of the coffin the

thickness of a brass galley bottom. Fill space between edges of stone and coffin with putty.

NOTICE—All imposing stones are crated separately, and are shipped at customer's risk. No claim can be made on us or the transportation company if breakage occurs. As stones are very heavy, this is necessary in order to obtain a low freight rate. If shipped released, they take fourth-class rate; if not released, they take first-class rate. Orders for imposing stones are accepted only on this basis, at buyer's risk, unless otherwise specified.

No. 5100-A Ink and Roller Cabinet

This is a moderate-priced ink and roller cabinet for small platen press rooms. It provides a suitable place for storing a miscellaneous assortment of inks in cans, and is fitted with a porcelain mixing pan in the drawer. The top of the cabinet can be fitted with a cast-iron imposing surface, as illustrated, for use in correcting and planing forms.



No. 5100-A Ink Cabinet
With Cast-Iron Imposing Surface

Equipment

ROLLER ACCOMMODATION:

There are adjustable brackets on the door to hold ten rollers for job presses in any size from 8 x 12 to 14 x 23 inches. The lower support for the forms is of cast-iron, dish-shaped, to catch drippings.

INK STORAGE CAPACITY:

A cupboard provides for the storage of inks and cans of other materials. The cupboard has a hinged door, and is fitted with three adjustable shelves, which, when equally spaced, divide the cupboard into four compartments, each measuring $16\frac{3}{8}$ inches wide, $7\frac{1}{2}$ inches high and $12\frac{1}{2}$ inches deep.

INK MIXING FACILITIES:

A porcelain-lined tray is fitted into the drawer immediately below the working top of the cabinet. The tray measures $13\frac{5}{16}$ x 16 inches, and has sides $\frac{1}{16}$ -inch high.

IMPOSING SURFACE:

A cast-iron surface, size $19\frac{5}{8}$ x 21 inches, with rabbet on four sides, will fit this cabinet.

Material—Ash, with antique finish.

Dimensions: Floor space, $19\frac{1}{8}$ x $20\frac{1}{2}$ inches.
Height; 42 inches.

No. 5100-B— Same as No. 5100-A but with wood top.

No. 5103 Ink Cabinet

This ink-storage cabinet provides a suitable place for storing a miscellaneous assortment of inks in original cans in enclosed compartments, and is fitted with a glass mixing slab on the top.

The interior of the cabinet has two adjustable shelves, which, when equally spaced, provide three compartments of equal size, $26\frac{3}{8}$ inches wide, $7\frac{1}{16}$ inches high and $7\frac{7}{8}$ inches deep. The cabinet has two sliding doors operating on ball-bearing sheaves. The plate glass mixing slab on the top measures 8 x 10 inches. The wire basket shown in illustration is not supplied with the cabinet.


Material—Ash, with antique finish.

Dimensions: Floor space, $28\frac{1}{2}$ x 11 inches.
Height, $38\frac{1}{4}$ inches.



No. 5103 Ink Cabinet

Platen Press Room Cabinet



No. 5105-A Platen Press Room Cabinet, with No. 15106 Cast-Iron Top, Showing Ink Storage Side.

This is a most complete cabinet for large platen press rooms. It provides storage space for all the necessary materials, and a place for mixing inks. The iron surface will be found convenient for un-locking forms.

Equipment

FOR ROLLERS:

Doors open on three sides of the cabinet. Each door is fitted with adjustable brackets for holding job press rollers, providing in all for twenty-eight rollers for any size press up to 14 x 22 Gordon or Universal. The lower support for the rollers is dish-shaped, to catch the drippings.

INK STORAGE:

There is a cupboard provided for the storage of inks and miscellaneous cans of material. This cupboard has hinged doors and is fitted with two adjustable shelves, which, when evenly spaced, divide the cupboard into three equal compartments, each measuring $25\frac{1}{2}$ inches wide, 6 inches high and $11\frac{3}{4}$ inches deep.

INK MIXING:

A porcelain-lined tray is fitted into one of the drawers immediately below the top of the cabinet. This tray measures $13\frac{5}{16}$ x 16 inches, with sides $\frac{1}{16}$ inches high.

COMPARTMENTS FOR RAGS:

There are two metal-lined bins, with one spring-closing door covering both. One bin is intended for clean rags, the other for soiled rags.

IMPOSING SURFACE:

A cast-iron top, size 21 x 36 inches, supplied with rabbet on four sides. This cast-iron surface is supplied with this cabinet only when specially ordered.

FOR MISCELLANEOUS TOOLS:

One drawer immediately below the working top, measuring $9\frac{1}{2}$ x 16 inches, depth $1\frac{1}{2}$ inches, for storage of inks, knives, spatulas, etc.

Material — Ash, with antique finish.

Dimensions: Floor space, $35\frac{1}{2}$ x $20\frac{1}{2}$ inches.
 Height with cast-iron top, 42 inches.
 Height with wood top, 41 inches.

No. 5105-A — Platen Press Room Cabinet without top.

No. 15106 — Cast-Iron Top only, size 21 x 36 inches, with rabbet on four sides.

No. 5105-B — Same as No. 5105-A but with wood top attached.



No. 5105-A Platen Press Room Cabinet, with No. 15106 Cast-Iron Top, Showing Roller Storage Side.



No. 5110 Unit Ink Cabinet

No. 5110 Unit Ink Cabinet

This cabinet provides storage for ink and rags, with a glass mixing slab on top for mixing ink. The cabinet is intended to be used separately, or as a companion piece with No. 5112 Roller Cabinet shown below.

Equipment

COMPARTMENTS FOR RAGS:

There are two metal-lined bins with spring-closing doors, one bin for clean rags and one for soiled rags.

CUPBOARD FOR INK STORAGE:

A cupboard is provided for the storage of inks and miscellaneous cans of material. This cupboard has a hinged door, and is fitted with two adjustable shelves, which, when evenly spaced, divide the space into three equal compartments, each measuring $13\frac{7}{16} \times 7\frac{5}{16} \times 8\frac{7}{8}$ inches.

INK MIXING:

A plate-glass slab, 8 x 10 inches, for mixing inks, is placed on the top of the cabinet.

Material—Ash, with antique finish.

Dimensions: Floor space, $30\frac{7}{8} \times 10$ inches.
Height, 40 inches.

No. 5112 Unit Job Press Roller Cabinet

This cabinet was designed as a companion piece to No. 5110 Cabinet illustrated and described above. It is, however, a very practical cabinet when used separately for the storage of rollers.



No. 5112 Unit Job Press Roller Cabinet

The cabinet is fitted with five vertical roller drawers. Each drawer has a capacity of six rollers of any length for 14 x 22 press or smaller sizes. Total capacity of cabinet, thirty rollers. Front of cabinet is fitted with a hinged door making it dust-proof.

Material—Ash, with antique finish.


Dimensions: Floor space, $30\frac{7}{8} \times 18\frac{7}{8}$ inches.
Height, 40 inches.



A combination of No. 5110 Unit Ink Cabinet and No. 5112 Unit Job Press Roller Cabinet.

See illustration at left showing this cabinet combined with No. 5110 Cabinet making a complete equipment with all facilities for platen press room use.


Unit Roller Cabinet for Cylinder Press Rollers



Most printers operating cylinder press rooms use the cupboard method of storing rollers. This unit cabinet is designed to combine the advantages of the old-fashioned cupboard with improvements, such as flexibility, which is made possible by the unit construction, and ease of handling rollers, which is accomplished by means of a revolving roller carriage.

Each unit is fitted with roller holding devices, adjustable, and accommodating 12 rollers not over 76 inches long. Roller sockets are on $4\frac{5}{8}$ inch centers. The base of the roller carrying mechanism is of cast-iron, cup-shaped, to catch the drippings. It revolves on ball bearings, and consequently is easy to operate when loaded to full capacity.

The side panels in each unit are made removable, so that when a group of units are placed together, as shown in the illustration below, only two panels are needed, one for each end of the row. For this reason units are priced with and without side panels.



Units with and without panels are numbered as follows:

No. 5116 Cabinet, with two end panels.

No. 5117 Cabinet, with one end panel.

No. 5118 Cabinet, without end panels.

Material — Ash, antique finish. Roller-holding devices of pressed steel and cast-iron.

Dimensions: Floor space, $28 \times 26\frac{1}{2}$ inches.
Height, $81\frac{5}{16}$ inches.

A group of four unit roller cabinets — Two No. 5117 Units and two No. 5118 Units, assembled into a complete cabinet, occupying floor space $112 \times 26\frac{1}{2}$ inches.

New York Drying Rack

Some arrangement of drying racks is a necessity in every printing office. Without such facilities there is great waste of labor and materials.


The New York dryers are removable, and can be transferred to the press in order to take the sheets direct from the fly. Thus undue handling, which means an excess of spoilage, is avoided. The use of these dryers prevents excessive stacking of the freshly printed sheets. Expensive slip-sheeting is reduced to a minimum. Intelligent use for a good set of dryers will prevent much of the smutting commonly experienced.

The New York drying rack is made in two sizes. The dryers are made to take sheets 24 x 36 and 28 x 42 inches. The frames are made to take twenty dryers.

The frame is mounted on casters, and can be transferred about the press room as the requirements demand.

Dryers are sold complete with supporting racks, or separately.

Material—Frame of ash, with antique finish. Dryers of birch; in the white, without finish.



New York Drying Rack Frame, filled with individual dryers

LIST OF NEW YORK DRYING RACKS

No.	Dryers in Each Rack	
	No. of Dryers	Size of Dryers Inside, Inches
5160	20	24 x 36
5165	20	28 x 42
5159	Rack only	24 x 36
5164	Rack only	28 x 42
5167	Dryer only	24 x 36
5169	Dryer only	28 x 42

Chicago Drying Rack

A suitable outfit for the proper drying of the printed sheets. An enormous waste of good material is constantly going on in every office not equipped with drying racks. Smutted work delivered to dissatisfied customers will never build up the business.

These drying racks are substantially constructed of selected hardwood. They have wide bases, which prevent the frames from toppling over under heavy loads.

The Chicago drying rack differs from the New York rack in the manner of placing drying shelves into the upright rack. The side rails extend at the rear, and are notched to receive round lugs which project from the frame uprights. When loaded, the dryers can be placed in a horizontal position, and, when not loaded, they can be inclined upward and out of the way until required, as the illustration shows.

This type of drying rack is made in three sizes, to take sheets 24 x 24, 24 x 36 and 30 x 48 inches. The racks are supplied complete with dryers, and the dryers are also sold separately. Each rack is mounted on heavy casters, and can be transferred about the press room as the work requires.

Material—Frame of ash, with antique finish. Dryers of birch; in the white, without finish.

LIST OF CHICAGO DRYING RACKS


No.	Dryers in Each Rack	
	Number of Dryers	Size of Dryers Inside, Inches
5170	12	24 x 24
5175	10	24 x 36
5180	10	30 x 48
5182	Dryer only	24 x 24
5183	Dryer only	24 x 36
5184	Dryer only	30 x 48

When large quantities of dryers are required, we recommend the Koerner Interlocking Drying Racks and Nos. 3470, 3472 and 3475 Trucks.



Chicago Drying Rack Frame, filled with individual dryers

Interlocking Cylinder Press Drying Trays



Showing the Interlocking Feature in the side rails of the Drying Trays.

An indispensable adjunct to the cylinder pressroom. A substantial interlocking drying tray that will pay for the cost of installation several times each year in the added production of the press, the accuracy of the work produced, the easy handling of the printed stock, and the prompt delivery to the customer. These trays have two strong handles on each end. They can be easily lifted from the press, and transferred in a fraction of the time usually necessary in making changes.

These trays, being interlocking, can be securely stacked to any height without danger of tipping. The tray bottoms are of heavy stock, $\frac{3}{4}$ -inch thick in the smaller sizes, and heavier in thickness in the larger sizes. The end rails are $1\frac{3}{4}$ inches wide and 3 inches high, and are made to run the short way of the tray unless otherwise ordered. The trays inside, when stacked, have a clearance of $2\frac{1}{8}$ inches. The sizes specified allow for a jogger box. When jogger boxes are not used, a sheet nearly the full size of tray can be delivered into it directly from the fly.

These trays were designed by Mr. H. W. J. Meyer, Chairman of the American Printers' Cost Commission of the United Typotheta and Franklin Clubs of America, and their practicability and usefulness was first demonstrated in the plant of the Meyer-Rotier Printing Co., Milwaukee, Wis.

Advantages Gained in Using Interlocking Drying Trays


- They enable the pressman to secure a better or fuller color without slip-sheeting, especially when the trays are used in connection with jogger boxes.
- They prevent off-set in handling from the fly-board to the truck.
- They prevent wrinkling of sheets, usually caused by the pressman flying the sheets.
- The sheets are kept clean, and finger marks are avoided.
- The edges of the stock are kept perfect, and more accurate register is secured in color work.
- The printed sheets, when placed on these racks, will dry rapidly, insuring prompt delivery.
- The trays can be used for laying out stock for seasoning, which also insures a better register.
- These trays have heavy, glued-up bottoms. Wrinkling of sheets, common with open slat bottoms, is avoided.

The heavy handles, two on each end, provide for the easy lifting of a loaded tray from the fly-table.


The changes can be kept separate, and mixing is avoided.

Printed sheets on the trays can be immediately transferred from one department to another with less danger of off-set.

Any part of a large run is quickly available for re-printing, for delivery to the binder or cutter, or for comparison of color.



Flying the printed sheets directly into a tray placed on the delivery board.



A stack of Drying Trays loaded on a No. 3472 Transfer Truck. This style of truck is shown on page 65.

Standard Sizes Carried in Stock


- No. 5205—Size inside, 25 x 31 inches. This tray can be used for stock:
19 x 25 inches or smaller.
 - No. 5208—Size inside, 30 x 41 inches. For stock in the following sizes:

21 x 28 inches	24 x 36 inches
22 x 32 inches	26 x 29 inches
 - No. 5211—Size inside, 37 x 51 inches. For stock in the following sizes:

25 x 38 inches	32 x 44 inches
28 x 42 inches	33 x 46 inches
30½ x 41 inches	35 x 45 inches
 - No. 5214—Size inside, 45 x 61 inches. For stock in the following sizes:

36 x 48 inches	42 x 56 inches
38 x 50 inches	
- Trays for special sizes, and for sheets 44 x 64 inches and larger made to order.

Interlocking Drying Racks



Interlocking Drying Racks stacked with paper, straight and rigid.

They ensure evenness of temperature, and thereby assist in getting a perfect register on lithographic work.


A saving of time may be effected by placing the racks as they come from the fly board on one of our trucks, made especially to take these racks, described on page 65.

SIZES CARRIED IN STOCK

No.	Size Inside, Inches
5190	13 x 19
5192	18 x 25
5195	24 x 36
5197	32 x 48
5200	38 x 52

The side rails on interlocking drying racks are $1\frac{1}{4}$ inches wide.


The slats which support the sheets are $\frac{3}{8}$ -inch thick. When stacked, each rack adds $1\frac{9}{16}$ inches to the height. The racks can also be supplied with a clearance of $2\frac{1}{2}$ and 3 inches between when stacked. Unless otherwise ordered, the side rails are always made to run the longest dimension.



A Stack of Interlocking Drying Racks on one of our Printer's Trucks. (See page 65.)

With the aid of this truck, a pile of racks can be transferred safely and easily to any part of the plant.

The interlocking drying racks are made with hardwood sides and wide softwood slats, with openings between.



End View of Interlocking Device

What Customers Say who have used Interlocking Drying Racks

SAVES \$60.00 A WEEK

Buffalo, N. Y.

We save in labor \$60.00 per week. We save at least one per cent of the paper. We find that a perfect register, absence of offsetting, the entire suspension of slip-sheeting, even temperature, absence of electricity and seventy-five per cent saving of floor space, are immediate results of the use of these racks. They have paid for themselves during the three months' use in our establishment. They are easily handled, strong and durable, light in weight, and when stacked to a height of 12 feet to 15 feet are perfectly rigid and impossible to knock over. We have piled today 20,000 sheets in one stack, and the floor space occupied is 33 x 47 inches.

COSACK & CO.

CANNOT DO WITHOUT THEM

Five Points, New York City

Having had in active use during the past year thousands of your interlocking drying racks, we find them an invaluable adjunct to our business. We have been enabled to dispense with slip-sheets, to the great improvement of our work; while the loss by offset, finger marks, dust, etc., has been reduced to a minimum. We could not do without them. We consider the use of your patent drying rack in lithography, second only in importance to the adaptation of steam power to lithographic presses.

DONALDSON BROS.

No. 5246A Make-Ready Table



Illustration is of No. 5246A

- No. 5246A—36 x 48-in. Top with castors.
- No. 5246B—36 x 48-in. Top without castors.
- No. 5246C—32 x 42-in. Top with castors.
- No. 5246D—32 x 42-in. Top without castors.
- No. 5246E—24 x 32-in. Top with castors.
- No. 5246H—24 x 32-in. Top without castors.

Every cylinder press room requires a make-ready table for cutting overlays and underlays. This table is moderate in price, and will fill the requirements nicely. The top is zinc-lined and adjustable. It can be tilted to any angle. When not in use, the top can be placed in almost a vertical position, and the table can be put aside, occupying little floor space.

Construction: The tilting top is of cherry, lined with seventeen gauge zinc. The frame is of heavy steel tubing.

Finish—The metal parts are finished in black enamel, baked. The zinc-covered top is lacquered.

Dimensions: Size of top, 36 x 48 inches.
 Floor space over all, when top is horizontal, 36 x 48 inches; when top is in vertical position, 22 x 48 inches.
 Height to top when horizontal, 41 inches.

No. 5248 Artists' Table

(With No. 5249 Four-Drawer Unit.)

This table was designed by a practical commercial artist having a keen appreciation of the advantage gained in having a place for all needed materials, conveniently arranged for effective handling.

The top is adjustable to any desired angle. It is fitted with a revolving center for use in retouching photographs and for detail work on wash drawings.

The drawer below the top is for the storage of tools and instruments. This drawer is automatically secured when the small water-color drawer at the end of the table is locked. The water-color drawer contains three glass trays, each with six compartments for colors, and also a compartment for holding the brushes and other equipment.

At the right-hand corner a swinging tray is provided, fitted with openings for ink, tumbler and water bowl.

Below the working top, the No. 5249 Four-Drawer Unit can be placed, as the illustration shows. The drawers in this unit are for the storage of copy, catalog specimens and miscellaneous materials used by the artist.

Material—Oak, with golden oak rub finish. Top of soft-wood, finished.

Dimensions: No. 5248 Table—Floor space occupied 31 x 42 inches. When water-color drawer is extended, floor space is increased to 31 x 49½ inches.

Diameter of revolving top, 24 inches.


Drawer under working top, 17½ x 24 x 2⅝ inches inside.

Size of water-color drawer, 11 x 14 inches.


Size of swinging tray, 9 x 9 inches.

No. 5249 Unit, containing four drawers, each 10¼ x 23 x 3¾ inches inside.

Lighting fixture, as illustrated, supplied as an extra.



No. 5248 Artists' Table, with No. 5249 Four-Drawer Unit under the Working Top. Lighting Fixture in position.



No. 5250 Foreman's Desk

A practical foreman's desk, simple in construction and convenient in arrangement. This desk will simplify the work of the foreman by having all copy and proofs close to hand and systematically arranged. The raised copy rack is open at the back, giving the foreman an unobstructed view of the composing room.

The center drawer is blank; size inside, 28 x 22 inches; depth, 2 $\frac{1}{4}$ inches. This drawer is fitted with a first-class lock.

In the right pedestal there is one vertical letter file or correspondence drawer, fitted with a follower block and containing an alphabetical index. Above the drawers are two sliding boards, one on each end, size 13 $\frac{1}{4}$ x 20 inches.

The copy rack over the desk top is divided into seven open copy bins. Size of each bin 11 x 8 $\frac{5}{8}$ inches inside by 2 $\frac{1}{2}$ inches deep. Each bin has a label holder.

Material—Ash, with antique gloss finish.

Dimensions: Height to working top, 30 inches; over-all height, 41 inches. Top, 62 $\frac{1}{2}$ x 28 inches, covered with green battleship linoleum, providing a smooth working surface. Under the top there are two drawers in the left pedestal, fitted with adjustable partitions for the storage of miscellaneous papers.


Notice

The following pages, 130 to 144, illustrate newspaper tables made up from standard stock units. Many of these tables have proved popular with a certain class of newspaper offices.

If none of these are desirable for your work, after looking over the standard stock units illustrated on pages 246 to 249, write us the arrangement you would like and we will send a blue print of a table drawn up according to your own specifications.

BULLETIN TO CATALOG NO. 15

HAMILTON
Newspaper Equipment
(Composing Room)



Newspaper Make-up Table

MANUFACTURED BY

The Hamilton Manufacturing Co.

Main Office and Factories

Two Rivers, Wis.


Eastern Office and Warehouse

Rahway, N. J.

For Sale by all Prominent Typefounders and Dealers in Printers' Supplies

Overhead Banks

Divided for Leads and Slugs and Spacing Materials



Type A Overhead Bank

To be attached to ends of table.

The idea of hanging and supported lead and slug banks in connection with imposing tables, dumping and correcting tables and banks, make-up tables and other articles of composing room equipment has come into general use.

Most of the equipment has necessarily been special, owing to widely varying conditions and requirements. In presenting these illustrations of lead and slug banks, we have selected types most generally used. They can, however, be supplied in any form and in any length, either hanging by means of adjustable supports from the ceiling or supported by uprights secured to the ends of the table or bank. Lights under overhead banks are supplied as an extra feature. See price list.

Type A Overhead Banks

For Job Imposing Tables

Made and carried in stock to fit standard tables, accommodating marble surface 60 inches long or cast-iron surface 63 inches long. Also for table accommodating marble surface 72 inches long or cast-iron surface 75 inches long. Other sizes will be made on special order. Write for prices.

No. 5375 Type A Overhead Bank for 60-inch marble surface or 63-inch cast-iron surface table. Accommodates on each side leads and slugs from 4 to 26 picas varying by ems, also 28-pica length.


No. 5380 Type A Overhead Bank for 72-inch marble surface or 75-inch cast-iron surface table. Accommodates on each side leads and slugs from 4 to 28 picas varying by ems. Duplicate compartments for 4 and 5-pica lengths.

Type B Overhead Banks

For Job Imposing Tables

No. 5385 Type B Overhead Bank is same length and lay as No. 5375 Type A Bank. This type of bank is to be hung from the ceiling, and is supplied with ceiling flanges 8 inches in diameter. State height of ceiling when ordering. No. 5385 Bank is correct length for placing over a 60-inch marble surface or 63-inch cast-iron surface.

No. 5390 Type B Overhead Bank is same length and lay as No. 5380 Type A Bank. No. 5390 Bank is correct length for placing over a 72-inch marble surface or 75-inch cast-iron surface.



Type B Overhead Bank — To be hung from ceiling.

Type C Overhead Banks

For Newspaper Tables

Type C Overhead Bank was designed especially for use over newspaper make-up tables. It is made and carried in stock in 6, 7, 8 and 10-foot lengths. Other sizes made on order. One side of the bank is plain (no divisions) and is designed to accommodate steel unit trays for overhead banks as illustrated and described on page 131. The other side of the bank is divided into six compartments.

This bank, supported like Type A, is made to fit 6, 7, 8 and 10-foot tables, and is supplied with pipe uprights and brackets for attaching to table, as shown by the illustration of Type A above.


- No. 5395 Type C — 6 feet long.
- No. 5398 Type C — 7 feet long.
- No. 5400 Type C — 8 feet long.
- No. 5405 Type C — 10 feet long.

Type D Overhead Bank

For Newspaper Tables

Same design as Type C except that (like the Type B) it is made to be hung from the ceiling. Ceiling flanges 8 inches in diameter are supplied with each bank. State height of ceiling when ordering.

- No. 5410 Type D — 6 feet long.
- No. 5413 Type D — 7 feet long.
- No. 5415 Type D — 8 feet long.
- No. 5420 Type D — 10 feet long.



Type D Overhead Bank — To be hung from ceiling.

Type C Overhead Bank — To be attached to ends of table.

For other style tops, see pages 139, 140 and 142

Steel Unit Trays for Overhead Banks

The storage of make-up material in overhead banks is now the general practice in all printing plants making a pretention of modernization. Such banks have proved especially valuable in newspaper plants. In the rush hour, preceding the final lock-up, having the materials immediately to hand in abundant quantities has proved of inestimable value. Individual units can be removed from the overhead bank and brought down to the make-up surface. These individual unit trays are substantially constructed of sheet steel with divisions of brass tubing. They will last a lifetime, saving labor time, proving a material aid to a rapid make-up, and a source of added profit.

Steel unit trays can be accommodated in the following regularly listed overhead banks.


Number	Type	Length of Bank Inside, Inches	Number	Type	Length of Bank Inside, Inches	Number	Type	Length of Bank Inside, Inches
5395	C	72 $\frac{9}{16}$	5405	C	121 $\frac{9}{16}$	5415	D	96 $\frac{9}{16}$
5398	C	85 $\frac{3}{4}$	5410	D	72 $\frac{9}{16}$	5420	D	121 $\frac{9}{16}$
5400	C	96 $\frac{9}{16}$	5413	D	85 $\frac{3}{4}$			

Type "C" Banks are supplied with pipe uprights and brackets for attaching to ends of table. (See illustration of Type A Bank on preceding page.)

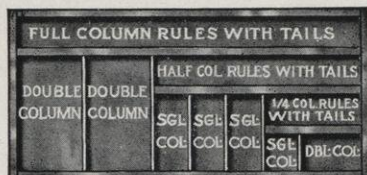
Type "D" Banks are supplied with pipe uprights and ceiling flanges for attaching to ceiling. (See illustration on preceding page.)

No. 5393 Bank, which is the style of bank shown on No. 5670 Four-Foot Assembling Table, will also accommodate these trays. The two banks on this table are each 48 $\frac{9}{16}$ inches long inside. See page 143.

These steel unit trays are shown with Nos. 5600, 5605, 5610, 5615 and 5670 Newspaper Tables shown on following pages. In selecting units for these banks the total of individual unit lengths should equal the inside length of the bank to be filled.



No. 5425 Unit. Length, 7 $\frac{7}{8}$ inches. For single and double-column dashes.



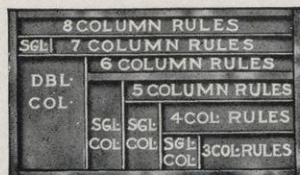
No. 5428 Unit. Length, 25 inches. For full, half and quarter-length column rules with tails, and single and double-column materials.



No. 5431 Unit. Length, 23 $\frac{1}{4}$ inches. For labor-saving column rules—divisions from 2 to 28-pica ems by ems, varying by half picas from 2 $\frac{1}{2}$ to 9 $\frac{1}{2}$ ems, also one 55-em compartment.



No. 5434 Unit. Length, 8 $\frac{1}{2}$ inches. For single-column materials.



No. 5437 Unit. Length, 20 $\frac{1}{4}$ inches. For cross rules or cross leads.




No. 5440 Unit. Length, 5 $\frac{5}{16}$ inches. For short-column rules with tails.



No. 5443 Unit. Length, 10 $\frac{7}{8}$ inches. For single and double-column materials.



No. 5446 Unit. Length, 52 inches. For labor-saving column rules—divisions from 2 to 50-pica ems by ems, varying by half picas from 1 to 9 $\frac{1}{2}$ ems, also compartments for 1, 3 and 8-column rules.



No. 5600 Six-Foot Newspaper Make-up Table

This make-up table provides storage space for matter in galleys and in chases. The illustration shows the dead slug bin on one end. The overhead bank is filled with removable unit trays. This table will prove valuable in newspaper plants of medium size.

The arrangement of individual units in the lower portion of this table, from left to right, is as follows:

No. 5533 Unit—Contains three tiers of steel galley shelves, accommodating fifty-one double-column, full-length steel galleys; each galley opening is consecutively numbered on upright post.

No. 5587 Unit, with bin—Contains eight flat shelves for matter in galleys; size of each shelf 17 inches x 24 $\frac{7}{8}$ inches.

No. 5584 Unit—Chase rack with eight compartments, each to accommodate an eight-column newspaper page in chase.

The table is open from both sides.

The overhead bank is blank on one side and can be equipped with the following unit trays shown in the illustration above.

No. 5434 for single-column rules or leads.

No. 5437 for cross rules or cross leads.

No. 5431 for labor-saving column rule.

No. 5437 for cross rules or cross leads.

See page 131 for illustrations showing a complete set of the unit trays. The rear side of the overhead bank is divided into six compartments.

Attached on one end of this table the illustration shows a No. 5673 Dead Slug Bin. This bin is detachable, and can be dispensed with if not required. It is arranged to empty by gravity, as shown by the illustration on page 143.

No. 5714 Cast-Iron Surface for this table measures 28 x 72 inches, and unless otherwise ordered is supplied without rabbet.

Material—Ash, with antique finish.

Dimensions: Floor space over all, 28 x 81 inches, including the dead slug bin

Height to working surface, 38 $\frac{1}{2}$ inches.

Height over all, 78 $\frac{1}{2}$ inches.

Extra Equipment


(Supplied on order at extra charge)

No. 5714 Cast-Iron Surface.

No. 5673 Dead Slug Bin. (See page 143.)

No. 5448 Lighting Fixture, for three lights, wired in metal moulding according to the National Electrical Code and listed by Underwriters' Laboratories.

Nos. 5425 to 5446 Steel Unit Trays. (See page 131.) To be selected to fill one side of the overhead bank, length inside 72 $\frac{9}{16}$ inches.



No. 5605 Seven-Foot Newspaper Make-up Table

This make-up table is designed expressly for small dailies and weeklies. The size is just right to accommodate four 7-column pages in chase.

The arrangement of individual units in the lower portion of this table, from left to right, is as follows:

No. 5578 Unit—Contains fourteen No. 2500 Newspaper Letterboards; size outside $29\frac{3}{4}$ x 25 inches; size inside 28 x 24 inches.

No. 5587 Unit, with bin—Contains eight flat shelves for matter in galleys; size of each shelf $21\frac{1}{4}$ x $24\frac{7}{8}$ inches.

No. 5533 Unit—Contains three tiers of steel galley shelves, accommodating fifty-one double-column, full-length steel galleys; each galley opening is consecutively numbered on upright posts.

The table is open from both sides.

The overhead bank is plain on one side, of proper size to accommodate standard unit trays. Trays are not supplied as a part of standard equipment, but may be ordered as required. For selection of individual trays to fill the bank see page 131. Length of bank inside, $85\frac{3}{4}$ inches. Trays should be selected not exceeding this dimension in total length. The rear side of overhead bank is divided into six compartments.

A Marble Surface for this table measures 26 x 81 inches. When desired a Cast-Iron Surface 28 x 84 inches can be used (without rabbet unless specified). Unless otherwise specified the table will be supplied with coffin for a marble surface.

Material—Ash, with antique finish.

Dimensions: Floor space over all, 28 x 87 inches.
Height to working surface with stone, $39\frac{1}{8}$ inches.
Height to working surface with cast-iron surface, $38\frac{1}{2}$ inches.
Height over all, $78\frac{1}{2}$ inches.

Extra Equipment


(Supplied on order at extra charge)

No. 5673 Dead Slug Bin. (See page 143.)

No. 5716 Cast-Iron Surface, size 28 x 84 inches; or Marble Surface, size 26 x 81 inches. (See page 146 for Cast-Iron Surfaces.)

Individual trays for overhead bank. (See page 131.)

No. 5448 Lighting Fixture, for three lights, wired in metal moulding according to the National Electrical Code and listed by Underwriters' Laboratories.



No. 5610 Ten-Foot Newspaper Make-up Table

Equipped with overhead bank, filled with removable steel unit trays. (See page 131.)

No. 5673 Dead Slug Bin on one end. (See page 143.)

For detailed description of this table see opposite page.

No. 5610 Ten-Foot Newspaper Make-up Table

This table provides an abundance of storage space for matter in galleys, and for Sunday and feature pages in chase. The surface of the table provides sufficient space for six 7-column pages or five 8-column pages in chase.

A table of this size is admirably suited to the modern system of make-up on stationary tables, dispensing with the old-style trucks or turtles.

The arrangement of individual units in the lower portion of this table, from left to right, is as follows:

No. 5575 Unit, with bin—Contains eleven No. 2500 Newspaper Letterboards; size outside $29\frac{3}{4}$ x 25 inches; size inside 28 x 24 inches.

No. 5587 Unit, with bin—Contains eight flat shelves for matter in galleys; size of each shelf $22\frac{7}{8}$ x $24\frac{7}{8}$ inches.

No. 5533 Unit—Contains three tiers of steel galley shelves, accommodating fifty-one double-column, full-length steel galleys; each galley opening is consecutively numbered on upright post.

No. 5539 Unit—Contains four tiers of steel galley shelves, accommodating sixty-eight double-column, full-length steel galleys; each galley opening is consecutively numbered on upright post.

The table is open from both sides.

Attached on the end of the table the illustration shows a No. 5673 Dead Slug Bin. This bin is detachable, and can be dispensed with if not required. It is arranged to empty by gravity, into the dumping truck, as shown by illustration on page 143.

The overhead bank is blank on one side and is shown equipped with the following unit trays:

No. 5425 for single and double-column dashes.

No. 5437 for cross rules or cross leads.

No. 5434 for single-column rules or leads.

No. 5431 for labor-saving column rules.

No. 5440 for column rules with tails.

No. 5437 for cross rules or cross leads.

No. 5428 for full, half and quarter-length column rules with tails, and single and double-column materials.

No. 5443 for single and double-column rules or leads.

Any other assortment of unit trays can be selected to fill the overhead bank. See page 131 for illustration showing a complete set of the trays.

The rear side of the overhead bank is divided into six compartments.

No. 5720 Cast-Iron Surface for this table measures 28 x 120 inches, and unless otherwise ordered is supplied without rabbet.

Material—Ash, with antique finish.

Dimensions: Floor space over all, 28 x 131 inches, including the dead slug bin.

Height to working surface, $38\frac{1}{2}$ inches.

Height over all, $78\frac{1}{2}$ inches.

Extra Equipment

(Supplied on order at extra charge)


No. 5720 Cast-Iron Surface.

No. 5673 Dead Slug Bin for attaching on end of table. (See page 143.)

No. 5454 Lighting Fixture, for three lights, wired in metal moulding according to the National Electrical Code and listed by Underwriters' Laboratories.

Nos. 5425 to 5446 Steel Unit Trays. See page 131. To be selected to fill one side of the overhead bank, length inside $121\frac{3}{4}$ inches.

See preceding page for illustration of this table.



No. 5615 Eight-Foot Newspaper Make-up Table

This is an ideal table for large dailies. The surface easily accommodates four 8-column pages in chase. The equipment underneath the surface provides ample space for waiting matter in galleys, hold-over ads, etc. In addition there are fourteen letterboards, each of which will accommodate an 8-column page in chase.

The arrangement of the individual units in the lower portion of this table, from left to right, is as follows:

No. 5578 Unit— Contains fourteen No. 2500 Newspaper Letterboards; size outside $29\frac{3}{4} \times 25$ inches; size inside 28×24 inches. (See page 37.)

No. 5587 Unit, with bin— Contains eight flat shelves for matter on galleys; size of each shelf $24\frac{7}{8} \times 24\frac{7}{8}$ inches.

No. 5539 Unit— Contains four tiers of steel galley shelves, accommodating sixty-eight double-column, full-length steel galleys; each galley opening is consecutively numbered on upright post.

The table is open from both sides.

The overhead bank is blank on one side and is shown equipped with the following unit trays:

No. 5425 for single and double-column dashes.

No. 5437 for cross rules or cross leads.

No. 5434 for single-column rules or leads.

No. 5431 for labor-saving column rules.

No. 5440 for column rules with tails.

No. 5437 for cross rules or cross leads.

No. 5443 for single and double-column rules or leads.

Any other assortment of unit trays can be selected to fill the overhead bank. See page 131 for illustrations showing a complete set of the trays.

The rear side of the overhead bank is divided into six compartments. No. 5718 Cast-Iron Surface for this table measures 28×96 inches, and unless otherwise ordered is supplied without rabbet.

Material—Ash, with antique finish.

Dimensions: Floor space over all, 28×100 inches.
Height to working surface, $38\frac{1}{2}$ inches.
Height over all, $78\frac{1}{2}$ inches.

Extra Equipment


(Supplied on order at extra charge)

No. 5718 Cast-Iron Surface.

No. 5673 Dead Slug Bin. (See page 143.)

No. 5452 Lighting Fixture, for four lights, wired in metal moulding according to the National Electrical Code and listed by Underwriters' Laboratories.

Nos. 5425 to 5446 Steel Unit Trays. (See page 131.) To be selected to fill one side of the overhead bank, length inside $96\frac{3}{4}$ inches.



No. 5640 Six-Foot Ad Make-up Table

The table illustrated is one of the many designs possible with our flexible unit system of construction. The arrangement shown provides storage for foreign ad cuts, imprints, etc. The galley storage space is always useful in the ad room for hold-over ads, waiting matter, etc.

The arrangement of individual units in the lower portion of this table, from left to right, is as follows:

No. 5536 Unit, with bin—Contains four tiers of steel galley shelves, accommodating fifty-two double-column, full-length steel galleys; each galley opening is consecutively numbered on upright post. This unit is open from both sides.

No. 5569 Unit—Contains nineteen full-size blank cases for cuts or other material. This unit has a paneled back.

The overhead bank is divided for labor-saving leads and slugs, from 2 picas to 9½ picas by ens, and from 10 to 40 picas by ems, omitting the 27 and 39-em compartments, but with one 26½-em compartment and one additional 13-em compartment.

Attached on one end of the table the illustration shows a No. 5673 Dead Slug Bin. This bin is detachable, and can be dispensed with if not required. It is arranged to empty by gravity, as shown by the illustration on page 143.

The rear side of the overhead bank is divided into six compartments.

No. 5724 Cast-Iron Surface for this table measures 28 x 72 inches, and unless otherwise ordered is supplied with rabbet on one long side only.

Material—Ash, with antique finish.

Dimensions: Floor space over all, 28 x 87 inches, including the dead slug bin.

Height to working surface, 38½ inches.

Height over all, 78½ inches.


Extra Equipment

(Supplied on order at extra charge)

No. 5724 Cast-Iron Surface.

No. 5673 Dead Slug Bin. (See page 143.)

No. 5448 Lighting Fixture, for three lights, wired in metal moulding according to the National Electrical Code and listed by Underwriters' Laboratories.



No. 5645 Eight-Foot Ad Make-up Table

The large letterboards in the right end of the table will accommodate full-page forms in chase. The sort drawers, galley shelves and bins for empty galleys are all useful, and conveniently arranged for rapid work.

The arrangement of individual units in the lower portion of this table, from left to right, is as follows:

No. 5554 Unit—Contains one tier of eight sort drawers; each drawer will accommodate twelve No. 3458 Removable Steel Sort Boxes, size $3 \times 4\frac{1}{2} \times 3$ inches; capacity each sort box, $4\frac{1}{4}$ pounds.

No. 5509 Unit—Contains three tiers of steel galley shelves, accommodating fifty-one single-column, full-length steel galleys; each galley opening is consecutively numbered on upright post.

No. 5527 Unit—Contains two tiers of steel galley shelves, accommodating thirty-four double-column, full-length steel galleys; each galley opening is consecutively numbered on upright post.

No. 5581 Unit—Contains three galley bins; size of each bin $12\frac{1}{8} \times 9\frac{3}{8} \times 24\frac{7}{8}$ inches inside.

No. 5578 Unit—Contains fourteen No. 2500 Newspaper Letterboards; size outside $29\frac{3}{4} \times 25$ inches; size inside 28×24 inches. (See page 37.)

The table is open from both sides.

The overhead bank is divided for labor-saving leads and slugs, from 2 picas to $9\frac{1}{2}$ picas by ems, and from 10 to 40 picas by ems, omitting the 27 and 39-em compartments, but with one $26\frac{1}{2}$ -pica compartment and one additional compartment for the

13-pica length. The rear side of the overhead bank is divided into six compartments.

Attached on the end of the table the illustration shows a No. 5673 Dead Slug Bin. This bin is detachable and can be dispensed with when not required. It is arranged to empty by gravity, as shown by illustration on page 143.

No. 5726 Cast-Iron Surface for this table measures 28×96 inches, and unless otherwise ordered is supplied with rabbet on one long edge only.

Material—Ash, with antique finish.

Dimensions: Floor space over all, 28×100 inches.
Height to working surface, $38\frac{1}{2}$ inches.
Height over all, $78\frac{1}{2}$ inches.

Extra Equipment


(Supplied on order at extra charge)

No. 5726 Cast-Iron Surface.

No. 5452 Lighting Fixture, for four lights, wired in metal moulding according to the National Electrical Code and listed by Underwriters' Laboratories.

No. 5673 Dead Slug Bin. (See page 143.)

No. 3458 Steel Sort Boxes. (96 required.)



Saw Tooth Galley Tops as follows:

- No. 5483 — Size 4 ft.
- No. 5484 — Size 6 ft.
- No. 5485 — Size 7 ft.
- No. 5486 — Size 8 ft.
- No. 5487 — Size 10 ft.

No. 5650 Six-Foot Dumping Table

This table is simple in design but very practical. It meets the demands of most newspaper offices, large and small. The lower portion is fitted with bins for dead galleys, which may, when necessity demands, be utilized as a temporary overflow storage space. The table is open from both sides.

The saw-tooth top is of heavy sheet steel, with sloping divisions for double-column galleys. The overhead bank, facing one side only, is divided into compartments for single-column 14-em take slugs and phat matter, with compartment for double-column material at each end. Above the overhead bank there are copy hooks.

Material—Ash, with antique finish.


Dimensions: Floor space over all, $29\frac{1}{2}$ x 73 inches.
 Height to working surface, $38\frac{1}{2}$ inches.
 Height over all, $67\frac{3}{4}$ inches.

Size of each bin except the two lower bins in center tier $21\frac{7}{8}$ inches wide, $6\frac{1}{8}$ inches high, 26 inches deep. The four lower bins in center tier, two on each side of table, are only half depth and measure $12\frac{1}{2}$ inches deep.

Extra Equipment

(Supplied on order at extra charge)

No. 5462 Lighting Fixture, for three lights, wired in steel conduit according to the National Electrical Code and listed by Underwriters' Laboratories.



No. 5655 Eight-Foot Dumping Bank

The arrangement of individual units in the lower portion of this table, from left to right, is as follows:

No. 5533 Unit— Contains three tiers of steel galley shelves, accommodating fifty-one double-column, full-length steel galleys; each galley opening is consecutively numbered on upright post.

No. 5587 Unit, with bin (two required). Each contains eight flat shelves; size of each shelf $31\frac{5}{8} \times 24\frac{7}{8}$ inches.

The table is open from both sides.


The dumping top of this bank is steel lined, with partitions of brass tubing dividing the bank into compartments running the full length in the following widths:

- Four compartments, $2\frac{1}{4}$ inches wide.
- Two compartments, $4\frac{1}{2}$ inches wide.
- One compartment, $6\frac{3}{4}$ inches wide.

Material—Ash, with antique finish.

Dimensions: Floor space over all, $29 \times 97\frac{1}{2}$ inches.
 Height to front of bank, 41 inches.
 Height over all, 52 inches.

Dump Bank Tops
 Also made in following sizes:
 No. 5489 — Size 4 ft.
 No. 5491 — Size 6 ft.
 No. 5493 — Size 7 ft.
 No. 5495 — Size 8 ft.
 No. 5497 — Size 10 ft.



No. 5660 Six-Foot Correcting Table

The design shown is one that has been used successfully in a number of newspaper plants. A flat working surface is now acknowledged by most newspaper men to be the most rapid method of handling matter, as it puts the compositor in the most natural working position where he can do the best work.

The arrangement of individual units in the lower portion of this table, from left to right, is as follows:

No. 5530 Unit, with bin— Contains three tiers of steel galley shelves, accommodating thirty-nine double-column, full-length steel galleys; each galley opening is consecutively numbered on upright post.

No. 5587 Unit, with bin— Contains eight flat shelves for matter in galleys; size of each shelf $14\frac{7}{8}$ x $24\frac{7}{8}$ inches.

No. 5530 Unit, with bin— Contains three tiers of steel galley shelves, accommodating thirty-nine double column, full-length steel galleys; each galley opening is consecutively numbered on upright post.

The table is open from both sides.

The overhead bank is divided on both sides into compartments 14 ems wide for single-column matter, with one compartment at each end $28\frac{1}{2}$ ems wide for double-column matter. The overhead bank is fitted with set-screw adjustment, and can

be placed at any desired height above the working surface. The top is of reinforced steel, size 28 x 72 inches.

At each end of the table the illustration shows a No. 5673 Dead Slug Bin. These bins are detachable, and can be dispensed with if not required. They are arranged to empty by gravity, as shown by the illustration on page 143.

Material—Ash, with antique finish.

Dimensions: Floor space over all, 28 x 86 inches, including dead slug bins.

Height to working surface, 41 inches.
Height over all, $78\frac{1}{2}$ inches.


Extra Equipment

(Supplied on order at extra charge)

Two No. 5673 Dead Slug Bins. (See page 143.)

No. 5448 Lighting Fixture, for three lights, wired in metal moulding according to the National Electrical Code and listed by Underwriters' Laboratories.

Pressed Steel Tops
in following sizes:
No. 5488 — Size 4 ft.
No. 5490 — Size 6 ft.
No. 5492 — Size 7 ft.
No. 5494 — Size 8 ft.
No. 5496 — Size 10 ft.



No. 5665 Six-foot Receiving Table

This receiving table is designed especially for use on large metropolitan dailies. It provides space for spreading out matter in galleys where it is easily accessible. The table is open from both sides.

The underneath arrangement consists of three tiers of plain open bins; each bin measures $24\frac{7}{8}$ inches deep, 22 inches wide and $6\frac{1}{8}$ inches high inside.

The top of the table is of pressed steel and measures 72 x 28 inches.

Material—Ash, with antique finish.

Dimensions — Floor space over all, 28 x 72 inches.
Height to working surface, $38\frac{1}{2}$ inches.
Height over all to top of lighting fixture, $78\frac{1}{2}$ inches.

Extra Equipment

(Supplied on order at extra charge.)

No. 5460 Lighting Fixture, for three lights, wired in steel conduit, according to the National Electrical Code and listed by Underwriters' Laboratories.

No. 5670 Four-Foot Assembling Table

This table is designed for plants where the make-up is done on trucks. It is one of many styles which we have built for this purpose. In use these tables form the central unit for a group of trucks. It is equipped for make-up materials, including column rules, cross rules, leads and slugs. Below the surface in the body of the table there is provision for the storage of waiting matter.

The arrangement of individual units in the table, from left to right, is as follows:

No. 5512 Unit, with bin — Contains four tiers of steel galley shelves, accommodating fifty-two single-column, full-length steel galleys; each galley opening is consecutively numbered on the upright post.

No. 5587 Unit, with bin — Contains eight flat shelves for matter in galleys; size of each shelf 19 x 24 $\frac{7}{8}$ inches.

The table is open from both sides.

The overhead bank is in two sections, and is shown equipped with the following unit trays:

Upper Section — No. 5437, for cross rules or cross leads.

No. 5425, for single and double-column dashes; balance of space blank for miscellaneous materials.

Lower Section — No. 5434, for single-column rules or leads.

No. 5431, for labor-saving column rules.

No. 5440, for column rules with tails.

No. 5443, for single and double-column rules or leads.

Any other assortment of unit trays can be selected to fill the overhead bank. See page 131 for illustration showing a complete set of the trays.

No. 5712 Cast-Iron Surface for this table measures 28 x 48 inches, and unless otherwise ordered is supplied without rabbet.

Material — Ash, with antique finish.

Dimensions: Floor space over all, 30 x 48 inches.

Height to working surface, 38 $\frac{1}{2}$ inches.

Height over all, 78 $\frac{1}{2}$ inches.

Extra Equipment


(Supplied on order at extra charge)

No. 5712 Cast-Iron Surface.

No. 5673 Dead Slug Bin.

No. 5456 Lighting Fixture, for two lights, wired in steel conduit according to the National Electrical Code and listed by Underwriters' Laboratories.

Nos. 5425 to 5446 Steel Unit Trays to be selected to fill the two banks; length of each bank, inside, 48 $\frac{1}{8}$ inches




No. 5673 Dead Slug Bin

The illustration shows the dead slug bin attached to the end of a newspaper make-up table.

When the latch is drawn the contents are dumped by gravity into the metal dumping truck. The truck shown in the illustration is the No. 3490 Hamilton Self-Dumping Truck described on page 66. The No. 3485 Truck shown on the same page can also be used in connection with this dead slug bin.

This method of disposing of dead slugs and type does away with the mutilation of the working top, in cutting an opening for the old-fashioned chute which descended into the truck placed underneath the table. The space under the table formerly occupied by the truck is also made available for the much-used working materials.

The dead slug bin is constructed of furniture steel $\frac{1}{8}$ -inch in thickness. It is finished in two coats olive-green enamel, baked.



Showing No. 5673 Dead Slug Bin attached on the end of a newspaper make-up table. The contents are dumped by gravity into the No. 3490 Self-Dumping Truck. (See page 66.)

No. 5675 Five-Foot Cooling Table



No. 5675 Cooling Table with No. 5728 Water-Cooled Iron Surface equipped with plain open bins for miscellaneous storage. Each bin measures $26\frac{3}{4}$ inches wide, $24\frac{7}{8}$ inches deep and $9\frac{1}{4}$ inches high. One of the bins is partially obstructed by water connections to the cast-iron surface above.

No. 5728 Water-Cooling Cast-Iron Surface for this table measures 28 x 60 inches, and can be used as a plain cast-iron surface when the water-cooling feature is not required.

Material—Ash, with antique finish.

Dimensions: Floor space over all, 28 x 60 inches.
Height to working surface, $38\frac{1}{2}$ inches.


Extra Equipment

(Supplied on order at extra charge)

No. 5728 Water-Cooled Iron Surface.

No. 5458 Lighting Fixture, for two lights, wired in steel conduit according to the National Electrical Code and listed by Underwriters' Laboratories.

(For type of this fixture see page 142.)



No. 5728 Water-Cooled Iron Surface — 28 x 60 inches — X-ray view

No. 5730 Rolling Page Transfer Cabinet Truck

This truck is intended for storing and transferring newspaper pages in the chases. It is practical in design, and has proven very useful and economical in many newspaper plants.

The transferring of forms from the make-up table to the truck is simple and easily accomplished. The letterboard is placed on the top of the transfer truck (see illustration) making the total height from floor to top of board $\frac{1}{8}$ inch less than the surface of a standard newspaper make-up table. When the transfer truck is rolled alongside it is very easy to slide the page from the surface of the table to the surface of the letterboard. Any variation in height which might be occasioned by uneven floors is overcome by the extension side rails on the letterboard. (See illustration of newspaper letterboard on page 37.) These rails when placed on the surface of the make-up table bring the two surfaces in line.



No. 5730 Rolling Page Transfer Cabinet Truck

Equipment

The cabinet contains ten No. 2505 Newspaper Letterboards, each measuring $23\frac{3}{4} \times 28\frac{3}{4}$ inches inside. The letterboards slide on heavy steel runs. The truck is mounted on substantial casters with ball-bearing swivel casters. The wheels of these casters measure $4\frac{1}{4}$ inches in diameter.

Material—Ash, with antique finish.

Dimensions: Width, 29 inches.

Depth, $31\frac{7}{8}$ inches.

Height to surface of letterboard when placed on the cabinet top, $38\frac{3}{8}$ inches.

Make-up or Transfer Trucks

These trucks are made of heavy steel angles, making a very substantial and neat appearing framework.


All surfaces are of cast-iron, two inches thick, heavily ribbed and accurately machined. The chase guards or stops shown in illustration are of cold-drawn steel, $\frac{5}{8}$ -inch square. These guards are not supplied with the trucks unless specially ordered.

These trucks are fitted with heavy casters which will withstand the most severe usage. They have a threaded shank which screws into the pipe uprights, making replacement, if necessary, very simple. All trucks will be supplied $38\frac{1}{2}$ inches in height unless otherwise specified.

LIST OF MAKE-UP OR TRANSFER TRUCKS


No.	Newspaper Size	Size of Surface, Inches
5732	7-column	$23\frac{1}{2} \times 28\frac{1}{2}$
5734	8-column	$25\frac{1}{2} \times 30\frac{1}{2}$

Extra Equipment:— Guards on surface supplied at extra charge.



Make-up or Transfer Truck

No. 5738 Head-Letter Cabinet



No. 5738 Head-Letter Cabinet—Working Side

One case on rear of working top, divided for single and double-column leads, slugs or dashes.

Lower working bank will accommodate a full-size type case.

Material—Ash, with antique finish.

Dimensions: Standard size body, $35\frac{1}{2} \times 22\frac{1}{2}$ inches.

Floor space, including overhang of working top,
 37×26 inches.

Height to top of upper bank, 57 inches.

Extra Equipment

(Supplied on order at extra charge)

Consecutive numbers on cases.

Lighting Fixtures wired in steel conduit according to the National Electrical Code and listed by Underwriters' Laboratories.

No. 2163-C—Two lights overhead and one over cases.

No. 2163-D—One light overhead and one over cases.

No. 2163-G—Two lights overhead only.

No. 2163-H—One light overhead only.

No. 2163-K—One light over cases only.

This compact cabinet when placed close to the heading machine completes the equipment of the head-letter man, and makes a very efficient working arrangement.

The cabinet provides storage for generous quantities of the few type faces required for headings on the average daily, and it also has compartments on the working top for leads and slugs, rules and dashes.

Standard Equipment

No. 2110 Removable Single-Tier Working Top.


Special cabinet body containing one No. 2795 Improved Space and Quad Case, seven No. 2725 Lower Cases and nine No. 2735 California Job Cases.

Mortised label holders and celluloid covers in case fronts.

One flat shelf in body of cabinet for dead and waiting heads measuring $32\frac{1}{4} \times 17\frac{3}{8}$ inches. This shelf will accommodate regular column-length steel galleys.

One galley dump 9 inches wide x $32\frac{1}{4}$ inches long.

One removable case on upper bank of top for cross rules, divided into compartments for 1, 2, 3, 4, 5, 6, 7 and 8-column lengths. Size of case outside $10 \times 37 \times 1$ inch.



No. 5738 Head-Letter Cabinet—Rear Side

No. 5740 Cabinet for Miller Saw-Trimmer Parts

The cabinet illustrated was designed in co-operation with the Miller Saw-Trimmer Company. It has been approved as a practical receptacle for the parts which accompany the Miller machine.



No. 5740 Cabinet for Miller Saw-Trimmer Parts

Equipment

Blank drawer at top is $5\frac{3}{8}$ inches deep inside. This drawer contains a steel tray, size 3×6 inches \times $\frac{1}{2}$ -inch deep inside, for oil cans. Balance of drawer for storage of large parts.

The second drawer is equipped with adjustable partitions for dividing drawer into various size compartments for machine parts. Depth of drawer inside, $2\frac{3}{8}$ inches.

The third drawer is grooved at front and back for removable divisions for dividing the drawer into compartments from front to back for long tools. Depth of drawer inside, $2\frac{3}{8}$ inches.

The fourth drawer is plain, without divisions, for storage of large parts. Depth of drawer inside, $5\frac{3}{8}$ inches.

The fifth and sixth drawers are plain, without divisions, for miscellaneous storage. Depth of fifth and sixth drawers inside, $2\frac{3}{8}$ inches.

All drawers are 15 inches wide inside by 18 inches from front to back inside.

Dimensions: Floor space, including overhang of working top, $24\frac{1}{4} \times 27\frac{3}{8}$ inches.

Flat working top, $1\frac{1}{2}$ inches in thickness.

Height of cabinet, 34 inches.

No. 5743 Saw-Trimmer Guard


For a considerable radius around a saw table there usually accumulates a quantity of shavings and metal particles which are thrown about by the saw and cutter tools.

The installation of a proper guard or "fence" will prevent such litter from accumulating about the plant. The danger of having metal particles getting into machine bearings or paper stock is also minimized. The appearance of the room is improved, and an air of tidiness is maintained.

The guard screen is made large enough to accommodate a standard Miller Saw-Trimmer with complete equipment.

Material — Ash, with antique finish

Dimensions: Width across front, outside, 5 feet.
Depth, 4 feet.
Height, 4 feet 6 inches.



Miller Saw-Trimmer with No. 5743 Guard in Position



No. 5746 Linotype Copy Cabinet

Every linotype operator requires a place for storing copy. The cabinet shown is excellent for the purpose for which it has been designed. It provides also for storing "mat" trays and other miscellaneous material used by the operator.



No. 5746 Linotype Copy Cabinet

Equipment

Two drawers, each measuring $20\frac{3}{4}$ inches wide, 10 inches from front to back and 2 inches deep inside.

One open compartment or bin $21\frac{1}{2}$ inches wide, $11\frac{1}{4}$ inches deep and $6\frac{3}{4}$ inches high.

The sloping top of the cabinet measures $13\frac{1}{2}$ x 24 inches inside the rim.

Material — Ash, with antique gloss finish.

Dimensions: Width, $25\frac{1}{4}$ inches.
Depth, 14 inches.
Height, overall, 29 inches.

No. 5749 Magazine Cabinet

In every office where the linotype machine is used there is need for a safe storage place for the extra magazines.

The vertical drawer system of storage is time tested, and is being used today successfully by many printers throughout the country.

This cabinet is built on the unit system, making it possible for printers adopting it to add sections from time to time as the business growth warrants.

The drawers are mounted on wheels. Any drawer can be easily pulled out. The magazines are suspended in the drawers on brackets, which engage the lugs on the sides of the magazine. The top of the cabinet is suitable for use as a work bench or as a dump.

Originally designed to hold magazines for Linotype machines models 4, 5, 6, 7, 8, 11 and 14 (which are uniform in size) but will also hold magazines for Linotype models 9, 10, 12 and 15. Hooks holding magazines are adjustable and will be adjusted to accommodate size magazine desired to capacity of drawer which is $25\frac{3}{8}$ inches wide, $29\frac{1}{2}$ inches high and 3 inches deep.

Customer must always specify style and size magazine drawer is to accommodate.


Material — Ash, with antique gloss finish.

Dimensions: Occupies floor space $22\frac{1}{8}$ x $36\frac{1}{2}$ inches.
Height, $38\frac{1}{2}$ inches.



No. 5749 Magazine Cabinet

No. 5800 Composer's Stick Rest



One size only.
4 x 10 inches.

This little article fills a long-felt want. It saves time, temper and type. Made of wood, and used for holding the stick on top of type forms while making corrections.

Don't waste time in trying to make the type stand upright in a stick lying flat on a form; and don't injure the face of the type by placing the metal stick on the face of a type form.

Material—Birch, oiled

Old-Style Mallets

Made of thoroughly seasoned and selected hickory and lignumvitae. The handles are threaded and screwed into place. The outside surface is thoroughly shellacked and varnished.

LIST OF OLD-STYLE MALLETS

No.	Kind of Wood	Size of Head, Inches
5805	Hickory	2½ x 4½
5807	Hickory	3 x 5
5809	Hickory	3½ x 6
5811	Lignumvitae	1½ x 2¾
5813	Lignumvitae	1¾ x 3¼
5815	Lignumvitae	2¼ x 3½
5817	Lignumvitae	3 x 5
5819	Lignumvitae	3½ x 5½



Old-Style Mallet

Robinson Improved Printer's Mallet



Robinson Mallets—Showing Comparative Sizes

The hammer head of this mallet is ovoid or egg-shaped. A blow struck upon the planer is always a square blow. It is not possible to strike a glancing blow. There are no sharp corners to wear away or to damage the delicate type faces. This mallet stands on end when not in use, and in correct position to be quickly and rapidly grasped by the make-up man at a time when seconds count in the make-ready.

The Robinson improved mallet is made in five sizes, of lignumvitae and hickory. The best-selected stock is used, and the surface is smooth and polished. A trial mallet will convince any printer of its superiority. Each single mallet is packed in a paper carton.


LIST OF ROBINSON MALLETS

No. Hickory	No. Lignumvitae	Size of Bail, Inches	Full Length, Inches
5820	5825	4½ x 4	9¼
5821	5826	4 x 3½	8¾
5822	5827	3½ x 3¼	8
5823	5828	3¼ x 2¾	7¾
5824	5829	2¾ x 2¼	6¾



Always Strikes a Square Blow

Proof Planers



Proof Planer

Made of maple, faced with a high-grade, thick and closely-woven felt. This felt facing can be easily renewed by removing the wooden binding strips.

Finish — One coat of shellac and one coat of varnish.

No. 5835 — Size $3\frac{1}{2}$ x 8 inches.

No. 5837 — With leather top, otherwise same as No. 5835.

Ordinary Planers

Made of selected rock maple, winter-sawed and long seasoned, the very best stock procurable.

Finish — One coat of shellac and one coat of varnish.

No. 5839 — Size $3\frac{1}{4}$ x 6 inches.

No. 5841 — Size $3\frac{1}{4}$ x 8 inches.

No. 5843 — With leather top, size $3\frac{1}{4}$ x 8 inches.

No. 5845 — Midget planers, size $1\frac{3}{4}$ x 3 x $1\frac{1}{2}$ inches.

No. 5848 — PRESSMAN'S PLANER — same as No. 5843 but only $1\frac{1}{4}$ in. high.



Ordinary Planer

Linotype Planer



Linotype Planer

Necessary in every office having linotype machines. Faced with corrugated rubber. It removes the "whiskers" from linotype slugs without injuring the face of the type.

Finish — One coat of shellac and one coat of varnish.

No. 5847 — Size $3\frac{1}{4}$ x 6 inches.

Wooden Shooting Sticks

These sticks are cheap and easy to manipulate. They will not scratch or split the wood quoins and side sticks. It is a mistake to allow the use of an iron or steel shooting stick. Every time the steel comes in contact with the metal type faces there is damage done which must be corrected, usually in the rush hour. Made of hickory without finish.

Size at small end $\frac{3}{8}$ x $\frac{11}{16}$ inches, size at large end $1\frac{1}{8}$ x $1\frac{1}{8}$ inches, Length, 11 inches.

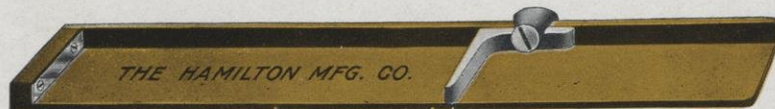


No. 5851 — Hickory Shooting Stick

Wood Poster Sticks

Made of selected seasoned cherry, fitted with an iron japanned clamp and knee, with polished set screw and brass-lined end.

Finish — One dip coat of oil.



Wood Poster Stick


LIST OF WOOD POSTER STICKS

No.	Length Inside, Inches
5855	16
5856	18
5857	20
5858	24
5859	28
5860	30
5861	32
5862	36
5863	40
5864	42


Wood Quoins

Made of hardwood and packed in paper boxes contain-
ing 100 in each box, or in burlap bags containing 500 or 1000

quoins, also in barrels containing approxi-
mately 7500 quoins. This is the old stand-
ard wedge-shaped wood
quoin, $1\frac{5}{8}$ inches long
and in varying widths.



Wood Quoins in Various Widths



Wood Quoins in Paper Box




Wood Quoins in Barrel and Bags

- No. 5869 — Box containing 100 hardwood quoins.
- No. 5873 — Bag containing 500 hardwood quoins.
- No. 5877 — Bag containing 1000 hardwood quoins.
- No. 5881 — Barrel containing 7500 hardwood quoins.

Wells Quoins

- No. 5865 — Box containing 100 hickory quoins (old No. 1)
- No. 5866 — Box containing 100 hickory quoins (old No. 2)
- No. 5867 — Box containing 100 hickory quoins (old No. 3)
- No. 5868 — Box containing 100 hickory quoins (old No. 4)

Bellows



Printer's Hand Bellows

The printer's hand bellows are made of
basswood, shellacked, and selected sheep-
skins, all secured by binding strips and
heavy upholsterer's tacks. A special reed is
inserted to assist inflation.

- No. 5887 — Small size, 8 inches.
- No. 5889 — Large size, 10 inches.

Mitre Boxes




Laminated Mitre Box

Made of three-ply laminated material,
oiled, firmly cemented with the grain
crossed. Will outwear several ordinary
mitre boxes. Made in two sizes:

- No. 5891 — $2\frac{1}{4}$ inches wide, $2\frac{1}{4}$ inches high inside,
10 inches long.
- No. 5893 — 3 inches wide, $2\frac{1}{4}$ inches high inside,
16 inches long.

Reglet and Furniture



Reglet in Bundles

Made in yard strips or cut to labor-saving lengths and packed in bundles containing 100 pieces. (We supply reglet in yard-lengths unless otherwise ordered.)


We use thoroughly kiln-dried stock for our reglet and furniture, and make this material on machines specially designed for the purpose. For accuracy and smoothness in these important particulars it cannot be excelled. All cut to point standard.

Finished, one dip coat of oil.

LIST OF REGLET AND FURNITURE IN YARD LENGTHS

No	Widths	No	Widths
5894	6-point	5905	10-line
5895	12-point	5906	11-line
5896	18-point	5907	12-line
5897	2-line	5908	13-line
5898	3-line	5909	14-line
5899	4-line	5910	15-line
5900	5-line	5911	16-line
5901	6-line	5912	17-line

For furniture and reglet in labor-saving lengths, see loose-leaf price sheets.



Reglet—Yard Lengths

LIST OF TAPERED SIDE STICKS OF VARIOUS THICKNESSES SUPPLIED IN YARD LENGTHS

No.	Widths	Thick End, Inches	Thin End, Inches
5923	Extra Thin	$\frac{1}{2}$	$\frac{3}{32}$
5925	Thin	$\frac{3}{4}$	$\frac{1}{8}$
5927	Medium	1	$\frac{1}{4}$
5929	Thick	$1\frac{1}{4}$	$\frac{3}{16}$

Mailing Galleys

These mailing galleys are made with wooden sides and zinc or brass-lined bottoms.



Rukenbrod Mailing Galley

Rukenbrod Galley—Regularly supplied in 10 and 13-em (inside) width and $23\frac{3}{4}$ inches long. This galley has an adjustment thumb screw in one end.

No. 5933 — With zinc bottom, 10 picas wide inside.



Mustang Mailing Galley

Mustang Galley—Regularly supplied in 10 and 13-em (inside) width, and $28\frac{3}{4}$ inches long. These galleys have wooden side rail graduated in intervals of 27 points.

No. 5934 — With zinc bottom, 13 picas wide inside.

No. 5939 — With zinc bottom, 10 picas wide inside.

Pages 156 and 157 are missing

Pulls and Bar Handles

The use of type cases can be greatly facilitated by attaching pulls or bar handles on the fronts. We make plain handles or a combination of pull and label holder. This line of case front hardware also includes label holders, symbol plates, steel strips consecutively numbered and individual consecutive numbers in steel or celluloid. The varying sizes and styles now listed are carried in stock, and can usually be supplied in any quantity or assortment on short notice.



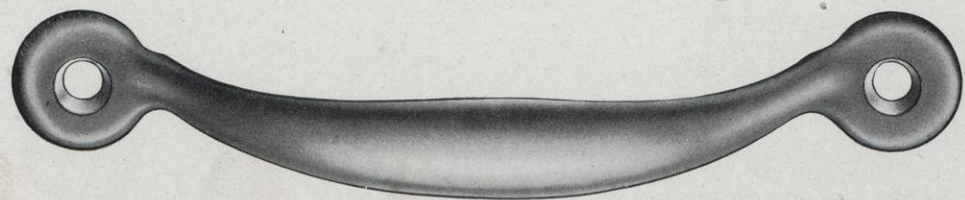
No. 6065 Combination Label Holder and Pull. Pressed Brass; Brush Brass Finish Lacquered.
 No. 6066 Combination Label Holder and Pull. Pressed Steel; Olive Green Baked Enamel Finish.



No. 6058 Combination Label Holder and Pull. Pressed Steel; Olive Green Baked Enamel Finish.

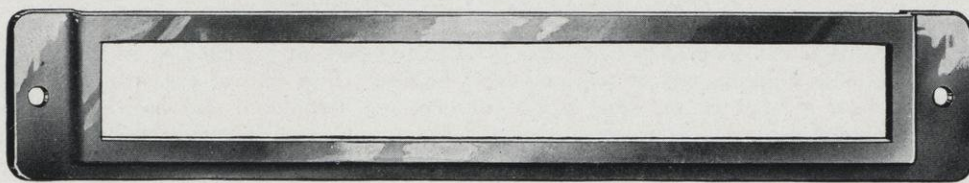


No. 6056 Pressed Brass Pull. Brush-Brass finish, lacquered; cut full size.
 No. 6057 Pressed Steel Pull. Olive green baked enamel finish.



No. 6068 Pressed Brass Pull, Brush Brass Finish, Lacquered.

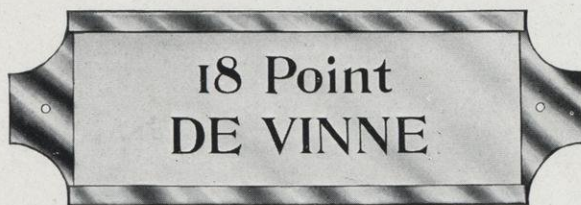
Label Holders and Numbers



No. 6073 Pressed Brass Label Holder. Brush brass finish, lacquered; cut full size.



No. 6076 Pressed Brass Label Holder. Brush brass finish, lacquered; cut full size.



Brass Label Holder, with polished brass finish.
 No. 6079—Size 1 x 3 inches.
 No. 6082—Size 1 x 3½ inches.
 No. 6085—Size 1 x 4 inches.
 No. 6088—Size 1 x 4½ inches.
 No. 6091—Size 1 x 5 inches.
 No. 6094—Size 1 x 5½ inches.



No. 6097 Steel Number Strip. Black finish, white enamel figures; cut full size.



No. 6100 Steel Number Plate. Black finish, white enamel figures; cut full size.



No. 6103 Symbol Plate. Brass letter with red enamel background; cut full size.




No. 6106 White Celluloid Number Tack. Black figures; cut full size.



No. 6109 White Celluloid Number Tack. Black figures; cut full size.

No. 6125 Hamilton's Improved All-Steel Cutting Stick (Patented)

Full Size View
All-Steel
Cutting Stick



In the improved all-steel cutting stick there is no wood part about it except the auxiliary cutting strip, which is firmly held in place and clamped by means of the screw bolts which engage the back edge of the slot in the machine bed. These clamping bolts at one operation thus secure the auxiliary cutting strip in place, and at the same time bind the body piece in the machine bed slot, so that it is not necessary to remove the body piece when renewing the auxiliary cutting strip.

The steel on the rear side of the auxiliary cutting-strip groove, is scored very much like a file. When this scored surface comes in contact in clamping with the auxiliary cutting strip, it is held firmly in place without the turned steel on the end, and there is no slipping of the strip under the shear of the knife.

The all-steel cutting stick can be supplied in any size desired, to fit the slot in any paper cutter.

AN INDORSEMENT

THE HAMILTON MFG. CO.

Gentlemen. We beg to advise you that the two new style steel cutting sticks which you placed on our cutters about three months ago are giving entire satisfaction. We find this new stick quite an improvement over the old style.

It is always level and holds the wood strip perfectly intact, and does not require any more time to make the change than does the old wooden stick.

Yours very truly, THE HENRY O. SHEPARD CO.

Auxiliary Cutting Strips for Hamilton's All-Steel Cutting Stick

No. 6130—38 inches and under. No. 6140—55 inches to 70 inches.
No. 6135—38 inches to 54 inches. No. 6145—71 inches to 84 inches.

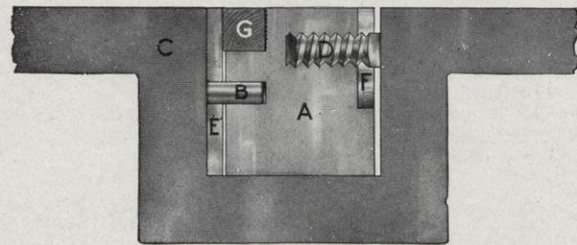
In ordering cutting strips, give the exact length required. All strips are cut to standard uniform gauge, and are sure to fit. All sticks made $\frac{5}{16}$ -inch square.

A stick to be used by every printer who stops to figure expense items, and who appreciates the value of time and material, and never wastes it. An all-steel cutting stick outfit costs but a few dollars and lasts practically forever. The interchangeable cutting strip can be discarded as often as necessary — new ones cost but a trifle.

In the improved all-steel cutting stick there is no wood part about it except the auxiliary cutting strip, which is firmly held in place and clamped by means of the screw bolts which engage the back edge of the slot in the machine bed. These clamping bolts at one operation thus secure the auxiliary cutting strip in place, and at the same time bind the body piece in the machine bed slot, so that it is not necessary to remove the body piece when renewing the auxiliary cutting strip.

DIRECTIONS FOR ORDERING

1. Give size square of main body piece.
2. Give length of stick.
3. State how far from front edge of stick the knife strikes.
4. Give name and number of cutter.
5. State how many auxiliary cutting strips are wanted.



C—Bed of paper cutting machine.

A—Main body piece of steel.

G—Auxiliary cutting strip of wood.

E—Clamping blade which secures the wood cutting strip G.

B—Guide bolts secured to clamping blade E.

D—Screw clamping bolts which bind the main body piece A, in the cutting machine recess, and

also bind the auxiliary cutting strip G, in the main body piece A, at one operation.

F—Recess in main body piece A, to allow the wrench to engage clamping screw bolts D, in renewing auxiliary cutting strip G, without taking the main body piece, A, from the recess in machine bed C. The auxiliary cutting strip, G, is of wood.

POINTS OF SUPERIORITY

No breakage. No turned steel on end required, allowing full-length cut. No removing of body piece from cutter bed in renewing Auxiliary Cutting Strip.

No. 6150 Old-Style Solid Wood Cutting Sticks

Made from selected rock maple, thoroughly seasoned, and first-class in every respect. A great saving in this item can be effected by using Hamilton's improved all-steel cutting stick described above.

END SIZE
Size A — $\frac{1}{2}$ -inch square.
Size B — $\frac{3}{8}$ -inch square.
Size C — $\frac{3}{4}$ -inch square.
Size D — 1-inch square.

END SIZE
Size E — $1\frac{1}{8}$ -inch square.
Size F — $1\frac{1}{4}$ -inch square.
Size G — $1\frac{3}{8}$ -inch square.
Size H — $1\frac{1}{2}$ -inch square.

END SIZE
Size J — $\frac{1}{2}$ -inch round.
Size K — $1\frac{1}{4}$ -inch round.
Size L — $1\frac{1}{4}$ -inch octagon.

The above cutting sticks are carried in stock in the following lengths: 18, 22, 26, 30, 34, 38, 42, 46, 50, 54, 60, 66, 72, 78, and 84 inches. Order by letter for size square, and state exact length required. It is good practice to send a sample, cut from the end of a used stick. All wood cutting sticks are made scant in size one-thirty-second of an inch.

Bookbinders' Goods

Cutting Boards

Our cutting boards are made of the best selected rock maple. This stock is winter-sawed, and long seasoned before being put into work. All cutting boards are made on order only from this old stock, in sizes and quantities as required. Work on these boards should not be hurried. It will be distinctly to the customer's advantage to give us as much time as possible in filling an order.

The end-grain cutting boards are made of small pieces, cut from end of log. Each piece is grooved on two sides, splined and glued to adjoining pieces. These boards are supplied with and without steel rods and binding strips.




No. 6500 Straight-Grained Cutting Board



No. 6505 Diagonal-Grained Cutting Board

The diagonal and straight-grained boards are sold by the square foot, usually in two-inch thickness. The end-grain boards are sold by the square inch, and are supplied in thickness as required.


- No. 6500 Straight-Grained Cutting Board.
- No. 6505 Diagonal-Grained Cutting Board.
- No. 6510 End-Grain Cutting Board without steel rods and binding strips.
- No. 6515 End-Grain Cutting Board with steel rods and binding strips.



No. 6515 End-Grain Cutting Board with iron rods and binding strips

No. 6518 Cutting Blocks

For Sterling Round Cornering Machines, one dozen blocks per box.



Joint Rods for Bookbinders

Joint Rods for Bookbinders

These rods are made of hardwood, true and accurate, without finish. Unless otherwise ordered they are cut in lengths as given below, which allows about $\frac{1}{4}$ inch for overlapping ends of book. Order by number. The illustrations show full-size end views.

- No. 6520—Quarto, $18\frac{1}{2}$ inches.
- No. 6522—Cap, $18\frac{1}{2}$ inches.
- No. 6524—Demy, $20\frac{1}{2}$ inches.
- No. 6526—Medium, $22\frac{1}{2}$ inches.
- No. 6528—S. Royal, $24\frac{1}{2}$ inches.
- No. 6530—Cap, $18\frac{1}{2}$ inches.
- No. 6532—Demy, $20\frac{1}{2}$ inches.
- No. 6534—Medium and Royal, $22\frac{1}{2}$ inches.
- No. 6536—Imperial, $24\frac{1}{2}$ inches.
- No. 6538—Small Quarto, 18 inches.
- No. 6540—Medium, $18\frac{1}{2}$ inches.
- No. 6542—S. Royal and Medium, $22\frac{1}{2}$ inches.
- No. 6544—Imperial, $24\frac{1}{2}$ inches.


Other sizes and patterns can be furnished to order.

No. 6548 Band and Rubbing-up Sticks

Made of smoothly finished rock maple without finish, and put up in sets of six sizes, one each $\frac{3}{8}$, $\frac{1}{2}$, $\frac{5}{8}$, $\frac{3}{4}$, $\frac{7}{8}$, and $\frac{1}{2}$ of an inch width of groove, 12 inches long.

In using these sticks the work is done more quickly and uniformly. The two largest sizes can be used for forming the larger bands on the backs of blank books, also for turning sharp corners. The sticks in this way replace the folder, rubbing-up stick, burnisher and other tools heretofore used for various purposes.

No. 6549 Rubbing-up Stick, made of lignum-vitae, size $\frac{3}{4}$ x 1 x 16 inches.



No. 6548 Band and Rubbing-up Sticks

Gilding Boards

Made of rock maple, smooth and perfect. Supplied in the white without finish. Length as required.



Gilding Board

LIST OF GILDING BOARDS

No.	Width, Inches	Thick End, Inches	Thin End, Inches
6550	6½	11 16	1 4
6552	7½	4	5 16
6556	8½	3	5 16
6558	9½	1	3 8

Special sizes and patterns made to order.

No. 6560 Morgner Tooling Press

This press is especially designed for use in delicate hand-tooling the backbone of books. It is a style long used by the most expert European art binders. It is made of rock maple, and supplied in the white, without finish.

Length, 15 inches; distance between screws, 10 inches; height, 7 inches; maximum opening of jaws, 8 inches.



Morgner Tooling Press



No. 6564—Maple Lithograph Scrapers

Lithograph Scrapers

Made of selected rock maple, winter sawed, free of all imperfections. Supplied in the white without finish, perfectly smooth. Unless otherwise ordered, supplied in lengths approximately three feet long.

Bookbinders' Cabinets

Bookbinders' Cabinets are now made standard two-thirds-size, and contain the regular two-thirds-size cap case. This case provides large letter compartments. The capacity is increased, and the individual types can be more easily extracted. The cases have three-ply bottoms, with the grain alternately crossed.

Material — Ash, with antique finish. Back of 3-ply veneer, finished.



No. 6568 Bookbinders' Cabinet




No. 2850 Two-Thirds-Size Cap or Bookbinders' Case. Compartments for caps, figures and points.

LIST OF BOOKBINDERS' CABINETS

No.	Case Capacity	Height, Inches	Floor Space, Inches
6566	6	14½	25 x 22½
*6567	6	13½	18¼ x 19¾
6568	10	21½	25 x 22½
*6569	10	19½	18¼ x 19¾
6570	15	28½	25 x 22½

*Equipped with case containing 49 compartments equal size.



Sewing Bench

No. 6584 Blank Book Sewing Bench

This is an improved bench, with all the metal parts accurately made and interchangeable. The adjustable screws have large heads, deep slotted, and they will give long and satisfactory service. The wooden screw uprights are deep cut, with accurate thread, and are interchangeable with all sizes of the ordinary sewing bench.


Finish — Antique gloss.

Sewing Benches

These benches are made of basswood, with ash fronts, and are supplied with antique gloss finish. The wood screws are of birch, accurately cut, and all uniform and interchangeable.


The following sizes are carried in stock:

- No. 6572—18 inches between screws.
- No. 6574—24 inches between screws.
- No. 6576—30 inches between screws.
- No. 6578—36 inches between screws.
- No. 6580—40 inches between screws.



Blank Book Sewing Bench

Finishing Presses



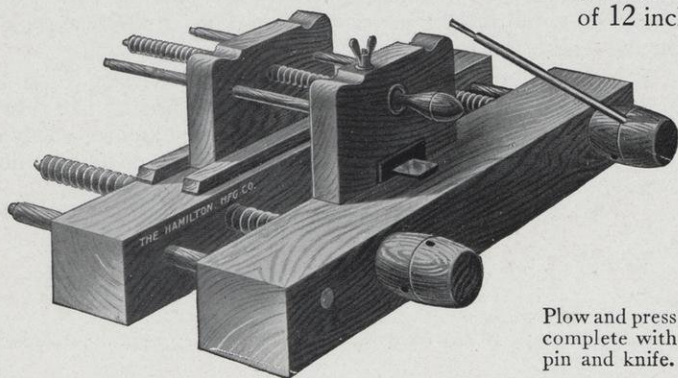
Finishing Press

The finishing presses are made of birch throughout, with shellac finish. The clamping blocks are 3½ inches square. The screws are accurately cut and are interchangeable. The following sizes are carried in stock:

- No. 6586—14 inches between screws.
- No. 6588—18 inches between screws.
- No. 6590—21 inches between screws.
- No. 6592—24 inches between screws.
- No. 6594—28 inches between screws.
- No. 6596—31 inches between screws.

Plow and Press

This illustration shows the plow and press complete with lever bar, which accompanies each press. All materials are the best procurable. The diameter of the wood screw is $2\frac{7}{16}$ inches. The distance between screws is $26\frac{1}{2}$ inches. The jaws have a spread of 12 inches. The knife is of English pattern, short and stiff, made of the finest tool steel. This style is a great improvement over the old knife.



Plow and press complete with pin and knife.

Made of hardwood throughout, with shellac finish.

- No. 6600—Complete, plow, press, knife and pin.
- No. 6602—Press and pin only.
- No. 6604—Plow and knife only.
- No. 6606—Press pin only.
- No. 6608—Knife only.

Finishing Stand with Table and Gold Cushion

The finishing stand is constructed in a workmanlike manner, of selected hardwood. The backboard is made with cleated end. The finishing stand is attached to the table as shown in the illustration.

- No. 6610—Stand only, small size, 12 x 20 inches.
 - No. 6612—Stand only, large size, 16 x 24 inches.
- Material—Birch, with shellac finish. All metal parts black enameled.

Gold Cushions

Covered with the best law calf, securely fastened on edges with tacks, and reinforced with binding strips fastened with round-headed brass upholsterer's tacks. One full-size blank drawer in the base.

Material—Ash, with antique gloss finish.

- No. 6614—Size 7 x 13 inches.
- No. 6616—Size 8 x 16 inches.
- No. 6618—Size 9 x 18 inches.

No. 6620 Table for Finishing Stand

Substantially made of hardwood, with heavy top. Height, $32\frac{1}{4}$ inches; length, $42\frac{1}{4}$ inches; width, $24\frac{3}{4}$ inches.

Material—Ash, with antique gloss finish. Top of birch, with oil finish.



Finishing Stand with Table and Gold Cushion

No. 6622 Roll Cloth Cutting Machine

Designed to cut binders' cloth without waste. This device will take six rolls of material in any length up to 42 inches. The rolls of cloth are held on iron rods which are held in grooves in the uprights. These rods with the rolls are removable.



No. 6622 Roll Cloth Cutting Machine with No. 6626 Table.

The cloth from the different rolls passes down to the bottom of the frame and under a pressure roll of iron; it then passes along over the bed of the machine as shown in the illustration.

The cutting groove across the bed is lined with steel on both edges. The knife when used in cutting drops into this slot between the pieces of steel lining. The cloth is quickly and smoothly cut. There is a measuring gauge marked by inches for the convenience of the operator in cutting the material to any desired size.

Made of hardwood throughout, finished antique gloss.

Dimensions: Width, 44 $\frac{3}{8}$ inches.
 Length, 41 $\frac{3}{8}$ inches.
 Thickness of cutting bed, 2 $\frac{1}{4}$ inches.
 Height of upright, 18 $\frac{1}{2}$ inches.
 Length of bed from cutting groove to the gauge stops, 22 inches.

No. 6626 Table for Roll Cloth Cutting Machine

Made of ash, with antique gloss finish. Top of birch, oiled.

Dimensions: Length, 42 $\frac{1}{2}$ inches.
 Width, 39 $\frac{1}{2}$ inches.
 Height, 30 inches.

No. 6628 Stuart Finishing Stand

An excellent stand, far superior to the ordinary finishing stand. It is made of ash throughout, with antique gloss finish. The clamping jaws are faced with felt. The face of these jaws, the part that presses against the book, swings on a pivot, striking the cover of a book of any thickness squarely.

The clamping device is closed by foot power by means of a treadle attached to a heavy coil spring. When closed the clamp is held in position by an iron ratchet. The connection between the treadle and the clamp is a heavy steel coiled wire.


The block which supports the book is adjustable by means of a lever and ratchet. This supporting shelf can be lowered 14 inches below the top of the clamp, or it can be raised to the lower edge of the clamp. A book of any size can be placed in the clamp, and no time will be lost in making the adjustment.

The clamp can be easily fixed to a table by means of two pins which drop into openings in the top of the table. The table can also be used separately, and the clamp removed when not required. This device is sold with or without the table.



No. 6628 Stuart Finishing Stand attached to No. 6630 Table.

No. 6630 Table for Stuart Finishing Stand




No. 6632 Backing Board (Steel Faced)

This table is made of ash, finished antique gloss. It is substantially constructed, and will give lasting service. The top is of birch, with oil-stained finish. There are holes in the top for securing the finishing stand in position.

Dimensions: Length, 42 inches.
 Width, 24 $\frac{1}{4}$ inches.
 Height, 32 inches.
 One drawer in table, size 14 $\frac{1}{4}$ x 18 $\frac{3}{8}$ x 3 $\frac{1}{2}$ inches inside.

No. 6632 Backing Boards—Steel Faced

Made of selected rock maple, and faced on one side with polished steel. Finished, shellac gloss. Width, 3 inches; thickness, $\frac{1}{8}$ inch; length, 18 inches. Special sizes made to order.



No. 6636 Work Table
(All-Steel Construction)

No. 6636 All-Steel Work Table


A practical piece of equipment for the bindery or pressroom. It is light in weight but very rigid, and will support practically any load that can be placed upon it.

The table top and shelf are of high-grade furniture steel, smooth and flat. Size of top 24 x 24 inches. The shelf measures 23³/₄ x 23³/₄ inches. The legs are made of hot-rolled angles, mounted on double-wheel swivel casters. The table can be easily transferred to any department when loaded. Finish, olive-green enamel, two coats baked.

Dimensions: Height, 33 inches.
Floor space, 24 x 24 inches.

Gilding Presses

The illustration shows the gilding press combined with the stand. We can supply the press with or without the stand, or the stand only, as required. All materials are the best procurable. The press and stand are made of hardwood throughout; the screws are of iron, and are accurately threaded. The sliding pins running parallel to the screws are of steel. The boxes are of iron or gun metal. A lever bar accompanies each press. The distance between screws is 28 inches. The jaws can be spread 18 inches. Special presses with additional spread of jaw can be supplied at special prices. Our gilding presses are now all metal except the two jaw bars, which are made of selected hardwood. The stand is of ash, with antique gloss finish. The wood parts of the press are made of birch, with shellac finish.




Gilding Press and Stand

LIST OF GILDING PRESSES ONLY WITHOUT STAND

No	Length of Iron Screws, Inches	Size of Screw, Inches	Size of Wood, Inches	Style of Box
6638	35	1 ³ / ₄	5 ⁵ / ₈ x 5 ⁵ / ₈	Iron Boxes
6640	35	1 ³ / ₄	5 ⁵ / ₈ x 5 ⁵ / ₈	Gun Metal Boxes
6642	36	2	6 ³ / ₄ x 5 ³ / ₄	Iron Boxes
6644	36	2	6 ³ / ₄ x 5 ³ / ₄	Gun Metal Boxes

No. 6645 Hardwood Stand to fit any size of listed press.

Bookbinders' Press Boards



Detail, showing Construction of Laminated Brass-Bound Board

These boards are supplied made of plain cherry or laminated stock, without bindings, with brass bindings, and with nickel-plated brass bindings. We do not recommend boards with zinc or aluminum bindings on account of the softness of the metal, which we have found not always reliable in connection with all classes of work. The cherry boards are made of several pieces grooved and glued into one solid board. The laminated boards are made of several layers firmly cemented together. This style of board is now in general use. We have special facilities for handling the best stock procurable. Binders throughout the world are using our boards. Thousands of these press boards are in use in the Government Printing Office in Washington, D. C.

The illustration at the side shows in reduced size the construction of the laminated board with brass binding. These boards are usually made of five layers, firmly cemented and forming one solid board. The center layer receiving the screws is thicker than the four outside layers. The grain in the different layers is crossed. These boards cannot shrink, swell or crack, and with good care they will give lasting service. Care should be taken, however, to keep laminated boards away from moisture, otherwise the layers are liable to come apart. The screws used in fastening the metal bindings are of brass. The brass binding strips are of hard metal, the best procurable.

LIST OF BOOKBINDERS' PRESS BOARDS


Size in Inches	Unbound Boards		Brass-Bound Boards		Nickel-Plated Brass-Bound Boards	
	Cherry	Laminated	Cherry	Laminated	Cherry	Laminated
16 x 24	No. 6650	No. 6660	No. 6670	No. 6680	No. 6690	No. 6700
18 x 24	No. 6652	No. 6662	No. 6672	No. 6682	No. 6692	No. 6702
20 x 24	No. 6654	No. 6664	No. 6674	No. 6684	No. 6694	No. 6704
20 x 28	No. 6656	No. 6666	No. 6676	No. 6686	No. 6696	No. 6706
22 x 28	No. 6658	No. 6668	No. 6678	No. 6688	No. 6698	No. 6708

Other sizes made on special order.

No. 6710 Unit Press Board Cabinet

The illustration shows a unit cabinet mounted on a base, and partly filled with press boards. The height including the base is $38\frac{1}{4}$ inches, making the top available as a convenient working surface. Using the base will bring the press boards away from the floor.

Each unit cabinet will accommodate eighteen standard press boards, bound or unbound, in either size 16 x 24 or 18 x 24 inches. The two sizes can be kept in the same unit. This arrangement is provided for by a back stop, which is used when the 16 x 24 boards are accommodated, and dispensed with when the cabinet is filled with 18 x 24-inch boards.



Five No. 6710 Unit Cabinets and three No. 6712 Bases arranged in a group, total height, $66\frac{3}{8}$ inches; total width, $96\frac{3}{8}$ inches; depth, $19\frac{7}{8}$ inches. These five units will accommodate ninety press boards, bound or unbound, in sizes 16 x 24 or 18 x 24 inches.



No. 6710 Single Unit Press Board Cabinet with No. 6712 Base. The upper surface can be used as a working top. Standard height $38\frac{1}{4}$ inches from the floor.

Material — Ash, with antique gloss finish. Top of birch, with oil finish.


Dimensions of Unit without Base:

Height, $28\frac{3}{8}$ inches.
Width, $32\frac{3}{8}$ inches.
Depth, $19\frac{7}{8}$ inches.

No. 6712 Base for Unit Press Board Cabinet

Made of ash, with antique gloss finish, to match the unit cabinet.

Dimensions of Base: Height, $9\frac{7}{8}$ inches.
Width, $32\frac{3}{8}$ inches.
Depth, $19\frac{7}{8}$ inches.



No. 5980

Hamilton Plate Mounting Block System

EVERY printer knows the difficulty of handling irregular-shaped stereotype or electrotype plates. The usual method is to tack the plate or plates on a large block of wood and then jig saw the extra wood away, leaving more or less inaccurate space in which to set type. This, at best, is unsatisfactory, and takes considerable time and labor even with the right tools and machinery. The new Hamilton method is a great time and labor saver, and will save its cost many times in a year.

The method is as follows:

Take the Hamilton Mounting Blocks and build up in the chase the approximate shape and size required by the plates. The blocks are accurately cut to ems from 5 x 5 to 10 x 10 and are treated with oil to prevent swelling or shrinking. When the blocks are set in place the form is locked up and the plates are laid on the mounting blocks and tacked in their correct positions. The job is thus done in a few minutes that would require hours by the old method.

These blocks are the correct height for 11 point plates and are particularly adapted to the smaller newspaper plants. They can be used over and over again. New blocks are obtainable at small cost.

The rack shown above holds a font of mounting blocks as follows: 40 pieces each of 10 x 10, 8 x 10, 6 x 10, 5 x 10, 8 x 8 and 5 x 8; 60 pieces of 6 x 8 and 6 x 6; and 80 pieces of 5 x 6 and 5 x 5.

Dimensions of Rack: Width, 25 $\frac{3}{4}$ " ; Depth, 4 $\frac{3}{8}$ " ; Height, 8 $\frac{1}{2}$ " .

Material and Finish: Made of elm, finished in antique lacquer.

Manufactured by

HAMILTON MANUFACTURING COMPANY

TWO RIVERS, WISCONSIN

Eastern Office: Rahway, N. J. ~ Pacific Coast Branch: 4440 E. 49th Street, Los Angeles

Hamilton Goods are for Sale by all Prominent Typefounders and Dealers Everywhere

For Sale by ~

Steel Section

(SEE OTHER SIDE)

Steel Imposing Tables

Pages 236, 238 and 239 illustrate a few imposing tables which prove to be very popular with a certain class of printers. Also any of the tables shown in wood on pages 88 to 109 can be duplicated in steel.

If none of these are desirable for your work, write us the arrangement you would like and we will send a blue print showing a table drawn up according to your own specifications.

Steel Newspaper Tables

Page 232 illustrates a newspaper table the body of which is made up of standard stock units. Almost any desirable arrangement can be made up from the standard stock units illustrated on pages 246 to 249.

Write us what units you would like in a table and we will send you a blue print of a table drawn up according to your own specifications.

Padding and Gluing-On Attachments

Padding Attachment No. 15050

Hamilton Steel Tables are quickly and easily converted into modern Padding Tables with this device. Illustration at right shows all parts in place for padding while the one at bottom shows the position of the same parts when not in use. Padding Board and Drip Pan are the only units not actually secured to the table at all times.

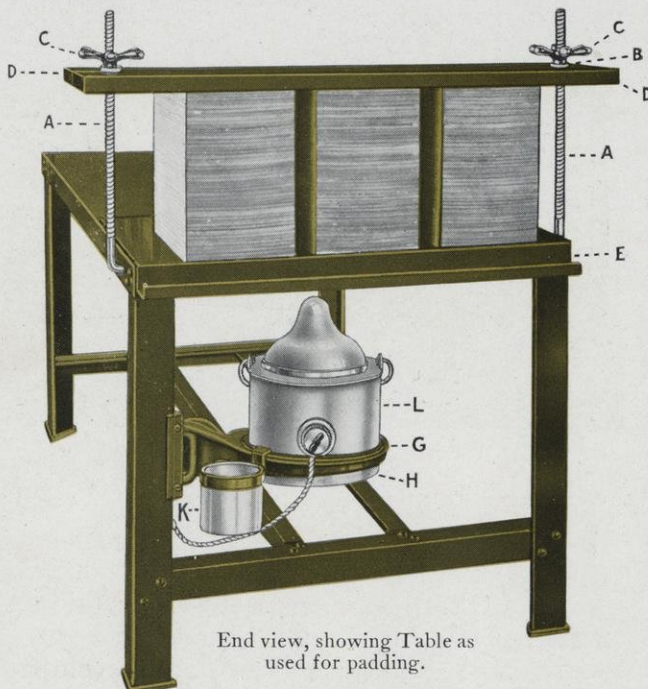
Details

Uprights (A) are 18 inches long and made of $\frac{5}{8}$ " cold-rolled steel threaded to top. The Padding Board (D) is of selected $1\frac{1}{4}$ " stock 10" wide and 44" long, with a $3\frac{1}{4}$ " center slot in each end to receive the upright as shown in illustration. Pressure is obtained by use of 6" Star Wheels (C) on uprights. (B) is metal washer between star wheel and board.

The uprights extend through the flange of the table top and are held securely by a locked nut. They operate freely in the holes and, when not in use and board removed, hang loosely at sides of table.

Drip Pan (E) catches the drippings from the brush or from the pads when pressure is applied.

Tables Nos. 15038, 15040 and 15042 are regularly supplied with holes drilled in flanges, 5 inches from each end, to accommodate Padding Attachment.

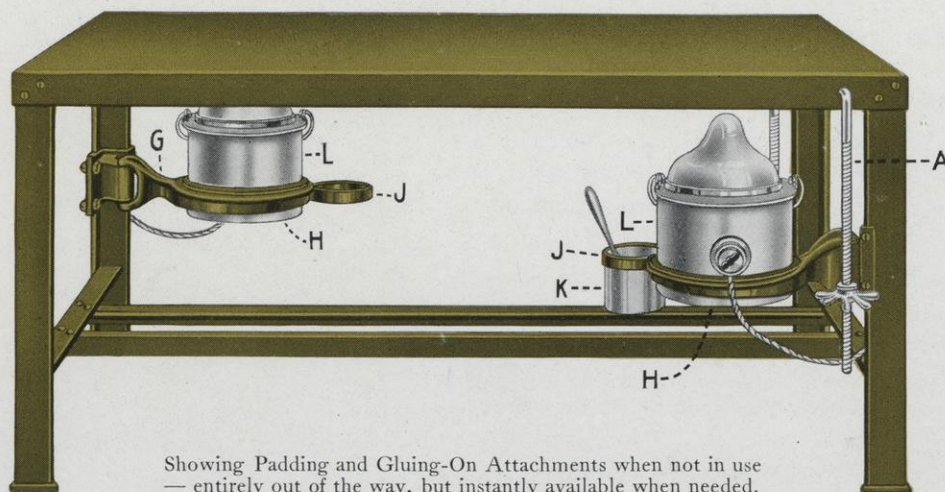


End view, showing Table as used for padding.

Gluing-On Attachment No. 15052

Gluing-On Attachment consists of two parts: Swinging Bracket (G) which is attached to a stationary part which in turn is fastened to angle table leg; Aluminum Pan (H), $8\frac{3}{8}$ " diameter, which fits snugly into the Swinging Bracket and in which the Glue Pot is placed; Aluminum Cup (K), $4\frac{1}{2}$ " diameter, for holding the Glue Brush when not in use. We do not supply the Glue Pot.

The swinging part is on a hinged joint which permits swinging the Glue Pot clear of the table top either at end or side. A slight touch only is required to swing the Bracket, Brush, Glue Pot and contents under the table entirely out of the way of the workmen. Brackets are made of grey cast-iron and may be quickly attached to the flange of the table leg with the aid of no tool other than a wrench.



Showing Padding and Gluing-On Attachments when not in use — entirely out of the way, but instantly available when needed.

The Glue Pot (L) rests in Aluminum Pan (H) which sets loosely into the bracket proper. Attached to the bracket is a smaller Bracket (J) of proper size to hold a $4\frac{1}{2}$ " cup (K).

By the old method the Glue Pot and Brush might be anywhere in the room. Where our device is installed all parts are always in one place — most convenient for use when needed, and entirely out of the way when not in use.


HAMILTON MANUFACTURING COMPANY

Eastern House: RAHWAY, N. J.

TWO RIVERS, WISCONSIN

HAMILTON GOODS ARE FOR SALE BY PROMINENT TYPE FOUNDERS AND DEALERS EVERYWHERE

Hamilton Steel Bindery Tables



Styles Nos. 15038, 15040 and 15042 (see table).

DIMENSIONS, ETC.

No.	Size Inches	Style of Casters
15020	24 x 24	(none)
15022	24 x 24	Iron
15028	30 x 30	(none)
15030	30 x 30	Iron
15030-A	30 x 30	Fibre
15035	30 x 30	Iron
15035-A	30 x 30	Fibre
*15038	36 x 72	Casters supplied only on special order.
*15040	36 x 96	
*15042	36 x 114	
15045	36 x 54	Iron
15045-A	36 x 54	Fibre

Standard height, either with or without casters, 32 inches.

*Regularly supplied with holes drilled in flanges for Padding Attachment. (See other side of sheet.) No. 15042 made with six legs.

HAMILTON Steel Tables — the universal choice of progressive printers — are rapidly displacing the old-style wood tables in the Bindery, Pressroom and Mailing Room of modern printing plants. They are light in weight, yet strong and durable — a design developed with the one idea of serviceability, and about as nearly indestructible as they can be and still serve the real purpose for which they were designed.

Legs and frame are heavy angles, with tops of heavy-gauge steel with channel reinforcements, to insure rigidity and avoid vibration.

As contrasted to the old-style wood tables which were easily splintered, rough surfaced, always of questionable strength and stability, and almost impossible to keep clean, our table tops are always smooth and easily cleaned and tables practically indestructible.

All corners are carefully rounded, smooth, and acetylene welded to insure maximum strength, and with ordinary usage should outlast any number of wood tables — and be right at all times.

Standard height is 32 inches, either with or without casters.

Casters supplied with No. 15022 are 3-inch diameter; all other casters are 4-inch diameter.

Tables Nos. 15038, 15040 and 15042 are regularly supplied with holes drilled in flanges, 5 inches from each end, to accommodate Padding Attachment.

Gluing-On Attachment may be easily and quickly secured to the angle legs of our tables.



Styles Nos. 15020 to 15030-A (see table above).



Styles Nos. 15035, 15035-A
15045, 15045-A.

HAMILTON MANUFACTURING COMPANY

Eastern House: RAHWAY, N. J.

TWO RIVERS, WISCONSIN

HAMILTON GOODS ARE FOR SALE BY PROMINENT TYPE FOUNDERS AND DEALERS EVERYWHERE

No. 12005 Steel Cabinet

(Also made in Wood — No. 2005.)



Standard Equipment

Forty-six full-size California Job Cases and two Blank Cases.
Cases have wood fronts.

Case fronts finished olive green and have brass pulls and mortised label holders.
Two copy drawers and swing trays for quarter cases in rear.
Full-length galley dump in rear. Wired for lights over cases.

Extra Equipment

Steel fronts for cases. Consecutive numbers on cases.
Blued-steel foot rail. Overhead wiring.
Lead and Slug Case (see Nos. 13210 to 13243 both inclusive).
Floor space, including overhang of top, 36 x 72 inches.



FOR SALE BY ALL PROMI-
NENT TYPEFOUNDERS AND
DEALERS EVERYWHERE

Manufactured by

THE HAMILTON MANUFACTURING COMPANY
EASTERN OFFICE AND WAREHOUSE: RAHWAY, N. J. TWO RIVERS, WISCONSIN

No. 12000 Tracy Steel Cabinet

(Also made in Wood — No. 2000.)



Standard Equipment

Twenty-three full-size California Job Cases and one Blank Case.

Cases have wood fronts.

Case fronts finished olive green and have brass pulls and mortised label holders.

Copy drawer, swing trays for quarter cases and galley dump.

Wired for lights over cases.

Extra Equipment

Steel fronts for cases. Consecutive numbers on cases.

Blued-steel foot rail. Overhead wiring.

Lead and Slug Case No. 13200.

Floor space, including overhang of top, 36 x 37 inches.



FOR SALE BY ALL PROMINENT TYPEFOUNDERS AND DEALERS EVERYWHERE

Manufactured by

THE HAMILTON MANUFACTURING COMPANY

EASTERN OFFICE AND WAREHOUSE: RAHWAY, N. J.

TWO RIVERS, WISCONSIN

A.-S. C. B.-502. (4-26)

No. 12040 Steel Cabinet

(Also made in Wood—No. 2040.)



Standard Equipment

Forty-six full-size California Job Cases and two Blank Cases.

Cases have wood fronts.

Case fronts finished olive green and have brass pulls and mortised label holders.

Back flush; no projections.

Designed especially to go against a wall or to complete a row of cabinets.

No installation complete without one or more of these.

Spacing material cases as shown.

Full-length top bank. Switch control overhead.

Takes regular lamp bulbs.

Extra Equipment

Consecutive numbers on cases. Steel fronts for cases.

Overhead wiring.

Floor space, including overhang of top, 23 x 70 inches.



FOR SALE BY ALL PROMINENT TYPEFOUNDERS AND DEALERS EVERYWHERE

Manufactured by

THE HAMILTON MANUFACTURING COMPANY

EASTERN OFFICE AND WAREHOUSE: RAHWAY, N. J.

TWO RIVERS, WISCONSIN

No. 12220 Steel Cabinet

(Also made in Wood—No. 2220 Paneled Back, No. 2215 Veneer Back.)



Standard Equipment

Forty-six full-size California Job Cases and two Blank Cases.

Cases have wood fronts.

Case fronts finished olive green and have brass pulls and mortised label holders.

Wired for lights over cases.

Extra Equipment

Steel fronts for cases. Consecutive numbers on cases.

Also made in steel in one-tier size, No. 12210.

One-tier size in wood (with paneled back) No. 2210.

One-tier size in wood (with veneer back) No. 2205.

Floor space, 22 x 69 inches.



Manufactured by

THE HAMILTON MANUFACTURING COMPANY

EASTERN OFFICE AND WAREHOUSE: RAHWAY, N. J.

TWO RIVERS, WISCONSIN

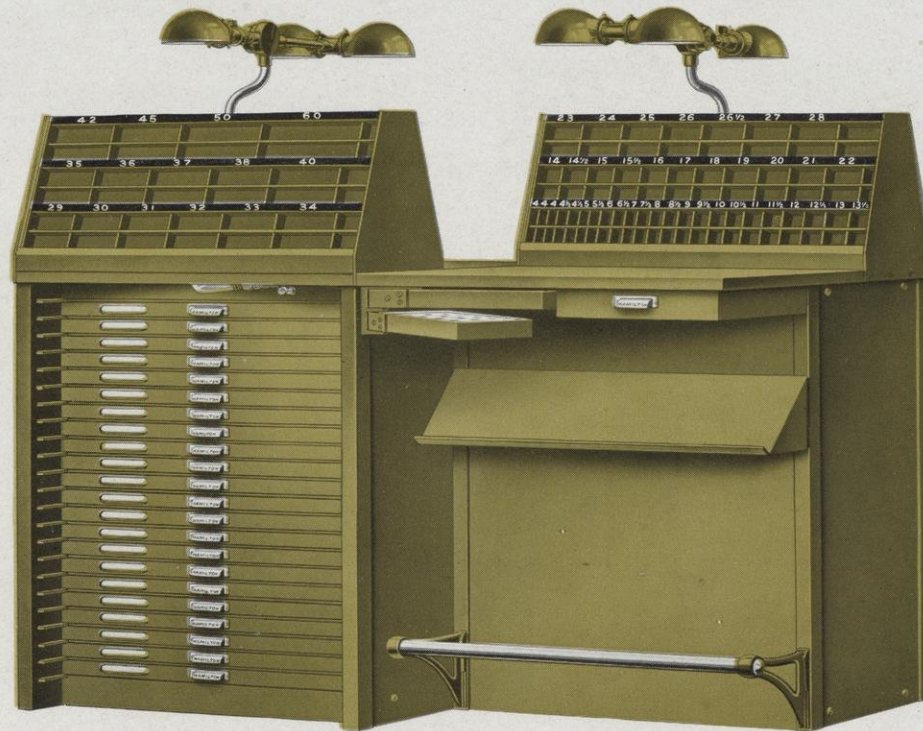
FOR SALE BY ALL PROMI-
NENT TYPEFOUNDERS AND
DEALERS EVERYWHERE

A-S. C. B.-503. (4-26)

No. 12030 Steel Cabinet

(Also made in Wood—No. 2030)

The Ideal Cabinet for Use in the Ad. Room of the Modern Newspaper



Standard Equipment

Forty-two full-size California Job Cases and two Blank Cases.

Cases have wood fronts.

Case fronts finished olive green and have brass pulls and mortised label holders.

Pyramid bank divided for leads and slugs as shown.

Copy drawers, swing trays for quarter cases and galley dumps.

Push button controls lights over cases; switch control for overhead lights.

All sockets are for standard electric bulbs.

Emeraldite shades for overhead lights supplied when specified.

Height to working surface, 40 inches.

Floor space, including overhang of top, 36 x 71 inches.

Extra Equipment

Consecutive numbers on cases. Steel fronts for cases.

Blued-steel foot rail. Overhead wiring.



FOR SALE BY ALL PROMINENT TYPEFOUNDERS AND DEALERS EVERYWHERE

Manufactured by


THE HAMILTON MANUFACTURING COMPANY

EASTERN OFFICE AND WAREHOUSE: RAHWAY, N. J.

TWO RIVERS, WISCONSIN

No. 12035 Steel Cabinet

(Also made in Wood — No. 2035.)



Standard Equipment

Twenty-one full-size California Job Cases and one Blank Case.

Cases have wood fronts.

Case fronts finished olive green and have brass pulls and mortised label holders.

Pyramid bank divided for leads and slugs as shown.

Copy drawer, swing trays for quarter cases and galley dump.

Push button controls lights over cases; switch control for overhead lights.

All sockets are for standard electric bulbs.

Emeraldite shades for overhead lights supplied when specified.

Height to working surface, 40 inches.

Floor space, including overhang of top, 36 x 36 inches.

Extra Equipment

Consecutive numbers on cases. Steel fronts for cases.

Blued-steel foot rail. Overhead wiring.



FOR SALE BY ALL PROMI-
NENT TYPEFOUNDERS AND
DEALERS EVERYWHERE

Manufactured by


THE HAMILTON MANUFACTURING COMPANY

EASTERN OFFICE AND WAREHOUSE: RAHWAY, N. J.

TWO RIVERS, WISCONSIN

No. 12025 Steel Cabinet

(Also made in Wood— No. 2025.)



Standard Equipment

Twenty-one full-size California Job Cases and one Blank Case.

Cases have wood fronts.

Case fronts finished olive green and have brass pulls and mortised label holders.

Case on top bank divided for leads and slugs as shown.

Copy drawer, swing trays for quarter cases and galley dump.

Wired for lights over cases.

Floor space, including overhang of top, 33 x 36 inches.

Extra Equipment

Consecutive numbers on cases. Steel fronts for cases.

Blued-steel foot rail. Overhead wiring.



FOR SALE BY ALL PROMINENT TYPEFOUNDERS AND DEALERS EVERYWHERE

Manufactured by


THE HAMILTON MANUFACTURING COMPANY

EASTERN OFFICE AND WAREHOUSE: RAHWAY, N. J.

TWO RIVERS, WISCONSIN

No. 12020 Steel Cabinet

(Also made in Wood — No. 2020.)



Standard Equipment

Forty-two full-size California Job Cases and two Blank Cases.

Cases have wood fronts.

Case fronts finished olive green and have brass pulls and mortised label holders.

Cases on top banks divided for leads and slugs as shown.

Copy drawers, swing trays for quarter cases and galley dumps.

Wired for lights over cases. Both sides alike.

Floor space, including overhang of top, 33 x 71 inches.

Extra Equipment

Consecutive numbers on cases. Steel fronts for cases.

Blued-steel foot rail. Overhead wiring.



FOR SALE BY ALL PROMI-
NENT TYPEFOUNDERS AND
DEALERS EVERYWHERE

Manufactured by


THE HAMILTON MANUFACTURING COMPANY

EASTERN OFFICE AND WAREHOUSE: RAHWAY, N. J.

TWO RIVERS, WISCONSIN

No. 12010 Ad-Man Steel Cabinet

(Also made in Wood—No. 2010.)



Standard Equipment

Forty-six full-size California Job Cases and two Blank Cases.

Cases have wood fronts.

Case fronts finished olive green and have brass pulls and mortised label holders.

Overhead bank divided for leads and slugs as shown.

Auxiliary bank with justifying cases.

Copy drawers, swing trays for quarter cases and galley dumps.

Wired for lights over cases. Both sides alike.

Extra Equipment

Consecutive numbers on cases. Steel fronts for cases.

Blued-steel foot rail. Overhead wiring.



FOR SALE BY ALL PROMI-
NENT TYPEFOUNDERS AND
DEALERS EVERYWHERE

Manufactured by


HAMILTON MANUFACTURING COMPANY

EASTERN OFFICE AND WAREHOUSE: RAHWAY, N. J.

TWO RIVERS, WISCONSIN

No. 12015 Ad-Man Steel Cabinet

(Also made in Wood — No. 2015.)



Standard Equipment

Twenty-three full-size California Job Cases and one Blank Case.

Cases have wood fronts.

Case fronts finished olive green and have brass pulls and mortised label holders.

Overhead bank divided for leads and slugs as shown.

Auxiliary bank with justifying cases.

Copy drawer, swing trays for quarter cases and galley dump.

Wired for lights over cases.

Extra Equipment

Consecutive numbers on cases. Steel fronts for cases.

Blued-steel foot rail. Overhead wiring.



FOR SALE BY ALL PROMI-
NENT TYPEFOUNDERS AND
DEALERS EVERYWHERE

Manufactured by

HAMILTON MANUFACTURING COMPANY


EASTERN OFFICE AND WAREHOUSE: RAHWAY, N. J.

TWO RIVERS, WISCONSIN

HAMILTON

Galley Cabinets and Galley Trucks


(Made in Steel and Wood)



No. 13540, steel; No. 3540, wood



No. 13505, steel; No. 3505, wood



No. 13520, steel; No. 3520, wood


No. 13540 — Cabinet with runs.
No. 13520 — Cabinet with shelves.
No. 13505 — Galley Truck.

CABINETS with runs are 38½ in. high; with shelves, 43 in. high. Run openings are ⅞-inch wider than given inside measure of galley specified.

TRUCKS (steel) are 32½ in. high, 25½ in. wide; wood trucks, 38¼ in. high, 25½ in. wide.

IT WASN'T many years ago when the principal labor of the average foreman was to "keep track" of the standing matter in his office. Catalog pages, standing jobs, etc., were either "piled", or stored promiscuously on letterboards, with the result that when a certain page or job was called for it was usually located, after much effort, at the bottom of a "pile" or in such position on the letterboard that much matter must be handled to get the particular thing desired. Then it was placed on a galley, corrected, proofed and replaced — somewhere — resulting in much loss of time, patience and money.

Now, with Hamilton Equipment, all this is changed. Letterboards are passé; piling of pages about the room is a relic of the days when real costs were unknown, or seldom considered. Today the storage problem is taken care of in a systematic manner; a place is provided for everything and any piece of matter stored is instantly available; time is saved in every operation and what was formerly one of the printer's most exasperating problems has been brought to a point where it is simplicity itself — practically automatic.



Enlarged view Hamilton Galley. Note the double-strength side walls and smooth, rounded top edges.

The Hamilton one-piece, double-walled galley is the most practical all-purpose galley ever produced. Made of specially prepared steel, formed with elaborate dies in mammoth presses, it provides every advantage of any other steel galley and is better in that its double walls, with perfectly rounded top edges, insure a rigidity not approached in any other design.

CABINETS WITH SLANTING SHELVES

Catalog No.	Size Galley	No. Tiers	Total Capacity	Clearance on Shelves
13510	2-Col.	1	25	7 7/8
* 3510	2- "	1	25	7 7/8
13515	2- "	2	50	7 7/8
* 3515	2- "	2	50	7 7/8
13520	2- "	4	100	7 7/8
* 3520	2- "	4	100	7 7/8
13533	3-Col.	4	100	9 1/2
* 3533	3- "	4	100	9 1/2

CABINETS WITH RUNS ONLY—NO SHELVES

Catalog No.	Size Galley	No. Tiers	Total Capacity	Clearance between runs
13538	8 3/4 x 13	2	50	9 1/4
* 3538	8 3/4 x 13	2	50	9 1/4
13540	8 3/4 x 13	4	100	9 1/4
* 3540	8 3/4 x 13	4	100	9 1/4
13541	10 x 16	4	100	10 1/2
* 3541	10 x 16	4	100	10 1/2
13542	12 x 18	4	100	12 1/2
* 3542	12 x 18	4	100	12 1/2
13544	3 1/2 x 23 1/2	4	100	4
* 3544	3 1/2 x 23 1/2	4	100	4
13545	6 1/4 x 23 1/2	4	100	6 3/4
* 3545	6 1/4 x 23 1/2	4	100	6 3/4
13565	8 1/2 x 23 1/2	4	100	9
* 3565	8 1/2 x 23 1/2	4	100	9

GALLEY TRUCKS

Catalog No.	Size Galley	No. Tiers	Total Capacity	Clearance
13500	8 3/4 x 13	2	32	9 1/4
* 3500	8 3/4 x 13	2	32	9 1/4
13505	2-Col.	2	32	7 7/8
* 3505	2- "	2	32	7 7/8

*Made of wood. All galley openings are regularly numbered from 1 up to capacity of cabinet. "CLEARANCE" means maximum width of shelf or run opening. Hamilton Gallies are 3/8-inch wider outside than inside; sizes listed are all inside measure.

HAMILTON MANUFACTURING COMPANY

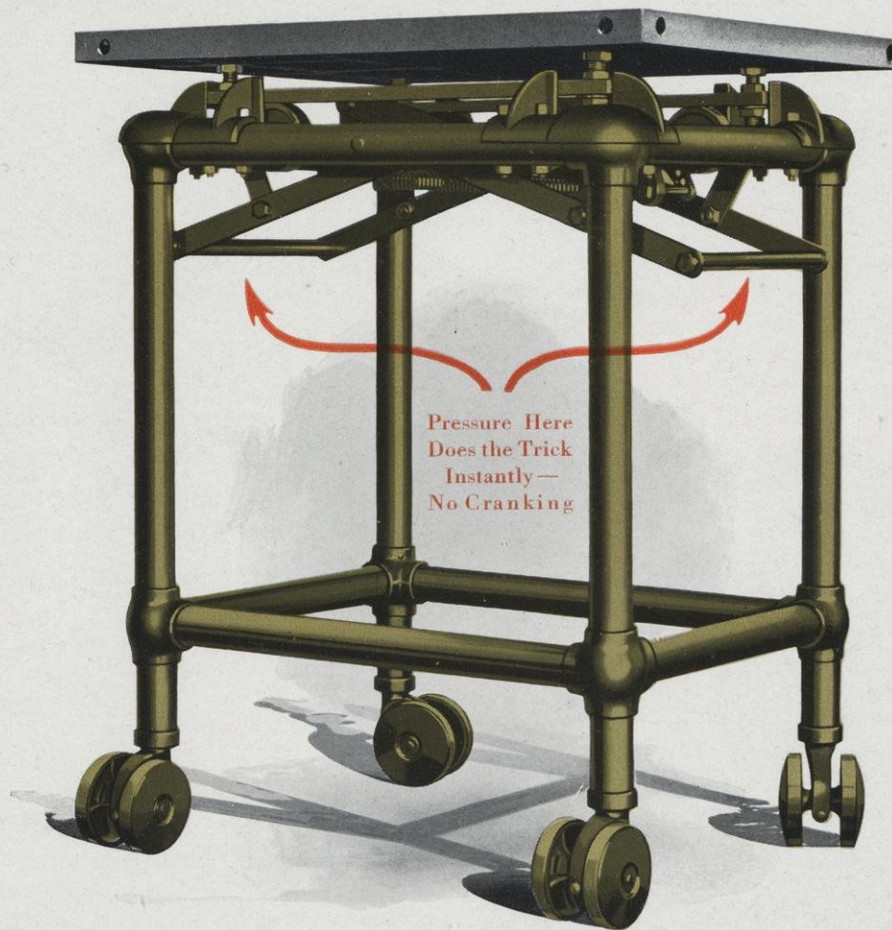
Eastern House: RAHWAY, N. J.

TWO RIVERS, WISCONSIN

HAMILTON GOODS ARE FOR SALE BY ALL PROMINENT TYPE FOUNDERS AND DEALERS EVERYWHERE

No. 15735 Smouse Adjustable Truck

(Patented October 7, 1913. Other patents pending.)



Adjustment

This truck was designed exclusively for use in transferring forms from stationary make-up tables to steam tables, and vice versa. It has a total elevating height of $\frac{3}{4}$ inches, which means that it has an adjustment of $\frac{3}{8}$ inches from a given center. It may be operated with equal facility from either end; a slight pressure on the handle at either end of the table instantly raises or lowers the top to a desired height and it *stays where you put it*. There are no wheels to turn, no levers to manipulate.

In ordering, always give the exact height of tables your trucks are to work with.



FOR SALE BY ALL PROMINENT TYPEFOUNDERS AND DEALERS EVERYWHERE

Manufactured by

THE HAMILTON MANUFACTURING COMPANY

EASTERN OFFICE AND WAREHOUSE: RAHWAY, N. J.


TWO RIVERS, WISCONSIN

Smouse Adjustable Truck

THE "SMOUSE" is a real one-man truck, easy to operate, positive in action. It never fails. Every movement in connection with its operation is a natural one. To elevate, a slight pressure *downward* on the handle at *either* end does the trick; to lower, a slight pull *up* is all that is required. No guesswork about it. The action is *positive*, and to operate it is the work of a second. And the Top *stays where you put it*. No wheels to turn; no levers to pull. Simplicity itself! Equipped with the famous Smouse Underslung Caster (patented) the Truck with form can be moved about the room with such ease as to make one wonder why they ever tolerated trucks equipped with other casters. The Smouse Caster is as remarkable as the Truck as it operates equally well over rough or smooth floors, does not pick up strings, waste, etc., and adjusts itself to all conditions.



To slide the form from Table Top to Truck (or vice versa) is the work of an instant for *one* man. Note the position of the casters and the *natural* position of the workman.



A slight pressure on the handle at either end instantly adjusts the Truck to proper height, and it "stays put" until released by a slight *pull* upward on the handle.

Smouse Trucks are not an experiment. They have been in use in many of the biggest newspaper plants for several years. The Washington Post is still using the first one. The New York Sun and the New York Times are also among its admirers. Once seen it becomes not a convenience, but a *necessity*. Illustrations hereon show the Truck in actual use in the composing-room of the New York Sun.

The Smouse Truck and the Smouse Underslung Caster are both fully covered by patents owned by The Hamilton Manufacturing Company and the complete device is only additional proof of the progressiveness of this Company and their success in giving the printers of the world the quality and designs in their line of manufacture that are really worth while.



FOR SALE BY ALL PROMINENT TYPEFOUNDERS AND DEALERS EVERYWHERE

Manufactured by


THE HAMILTON MANUFACTURING COMPANY

EASTERN OFFICE AND WAREHOUSE: RAHWAY, N. J.

TWO RIVERS, WISCONSIN

No. 13482 Form Truck (Mashek)

(Patented February 16, 1909; other patents pending.)



DIMENSIONS

Following are the standard sizes of TABLE TOPS:

36 x 43 inches.
36 x 46 inches.
36 x 50 inches.
40 x 53 inches.
42 x 56 inches.
42 x 62 inches.
42 x 65 inches.
46 x 68 inches.
48 x 74 inches.

Lowest adjustment of top from floor, 35 inches.

Highest adjustment of top from floor, 46 inches.

In ordering, specify size of table top.

AN ELEVATING FORM TRUCK with easy adjustment from 35 to 46 inches; accurately made of best-grade material; positive in action and so easy to operate that it is almost automatic. All parts are standardized so that if, through accident, any part is damaged or broken it may be easily replaced. All gears operate smoothly and with only slight friction. The table top is of 11-gauge steel, heavily reinforced by angles underneath. The above illustration shows the truck in use with workman transferring form from imposing stone to table top. End view on the reverse side shows the top swung back in position for transferring between lock-up section and press room, or vice versa. Chase slides into channel (A) at back of table top and is further secured by clamp at (B).

It's the best device available for easy, rapid and safe handling of large forms in chase, either with or without cross-bars. Gears (C) on each end of the frame, operating independently, permit easy adjustment of table top to meet any condition of unevenness in the floor.



FOR SALE BY ALL PROMINENT TYPEFOUNDERS AND DEALERS EVERYWHERE

Manufactured by

THE HAMILTON MANUFACTURING COMPANY

EASTERN OFFICE AND WAREHOUSE: RAHWAY, N. J.

TWO RIVERS, WISCONSIN

The Mashek Form Truck

OUR TRUCK is a real labor-saving device—one that not only effects an actual saving in both time and labor, but also insures against damage to forms every time it is used, and which means an average of several times daily in any printery where cylinder presses are installed. No more need for worry about forms not “lifting” through absence of cross-bars; nor for one man on each end of a chase and another in the center (with possibly a board for added safety) in handling a large form from floor to bed of press; nor of danger of “pi” in travel of the form to the press room and return. All these dangers are positively eliminated by the use of our truck. Briefly, Mr. Printer actually saves *dollars* every day the truck is used, not only in added safety to his forms but also in the saving of time required in handling.

Forms are slid from stone to truck and from truck to press without any possibility of any portion of the type matter falling from the chase. Heavy forms are handled easily in this manner. During the journey from stone to press there is no danger of striking the face of the form, as is often the case in the old way.

The space required back of a press for transferring a form is usually small. The top is first elevated for height in the tilted position, high enough to clear the bed of the press when swiveled horizontally. The final adjustment is then made for a perfect alignment. In this position, one-third of the form projects inside the side frames of the press.

The table top swivels on a central axle, making it easy to tilt. The axle bearings fit in sockets attached to fast ball-bearing adjusting screws at each end of the truck.

When the form is placed on this truck, the table top holding the form can be folded as shown and wheeled through a two-foot space.

Its operation is not interfered with in any way where an automatic feeder is attached to the press.

Lowest adjustment of table top from floor, 35 inches.

Highest adjustment of table top from floor, 46 inches.

Made in the following sizes of tops:

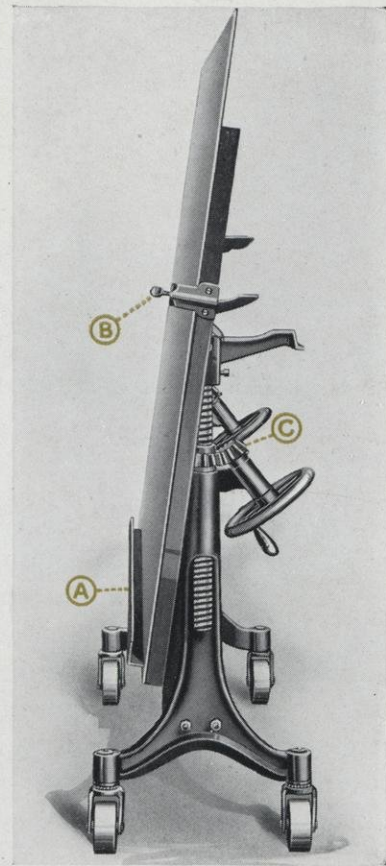
No. 13482, 36 x 43 inches	No. 13482-C, 40 x 53 inches	No. 13482-G, 42 x 65 inches
No. 13482-A, 36 x 46 inches	No. 13482-D, 42 x 56 inches	No. 13482-H, 46 x 68 inches
No. 13482-B, 36 x 50 inches	No. 13482-E, 42 x 62 inches	No. 13482-K, 48 x 74 inches

Truck frames are made in two sizes, 40 and 48 inches wide. First five sizes listed are supplied with 40-inch frames. Order by number.



Mashek Truck — Front View

Easy running — now equipped with the famous “Smouse” casters.



Mashek Truck — End View



FOR SALE BY ALL PROMI-
NENT TYPEFOUNDERS AND
DEALERS EVERYWHERE

Manufactured by

THE HAMILTON MANUFACTURING COMPANY


EASTERN OFFICE AND WAREHOUSE: RAHWAY, N. J.

TWO RIVERS, WISCONSIN


Hamilton Unit Chase Racks

For Job and Cylinder Chases


One of the most necessary articles in the modern printing plant is a durable, serviceable, convenient Chase Rack, and the Hamilton designs shown on this page are the very latest development in this line. They are made of heavy gauge steel, very durable and occupy a minimum of floor space, thus providing maximum storage facilities in minimum space.



No. 15230



No. 15235



No. 15240

Units are all of uniform height and may be added to any time to accommodate additional chase equipment. The bottom being of steel, it is not necessary to lift a chase more than $\frac{1}{4}$ inch in entering.


All channels are spaced so as to accommodate form in chase and the width of the channel is right for the chase, allowing ample room for entering, but not enough "play" to permit of damage to forms in entering or withdrawing.

The space between the channels is also wide enough to accommodate a chase, empty, which means that although the maximum capacity of each unit for form in chase is 10, the capacity of each unit for empty chases is 20.

No. 15230 — Accommodates 10 cylinder press forms in chases, or 20 empty chases, any size. Height, 30 inches; width, 19 inches; depth, 25 inches.


No. 15235 — The four compartments are graduated in depth to accommodate bars of various lengths. Dimensions: 8 inches wide, 30 inches high, 25 inches deep.

No. 15240 — Capacity 10 forms or 20 empty chases on each shelf; the maximum size chase the lower shelf will accommodate is $19\frac{3}{4}$ inches high. Height, 30 inches; width, 19 inches; depth, 25 inches.



A combination of four units, **No. 15230** (for cylinder forms) and one Cross-Bar Unit, **No. 15235**

No. 15244



No. 15244 Rack will accommodate cylinder chases to maximum inside height of Rack (57 inches) or a combination of job or job and cylinder chases of varying sizes, depending on requirements of office and limited only to capacity of Rack. Dimensions, overall, 20 x 36 x 63 inches.

No. 15244-A — Platform; adjustable. (See A.)

No. 15244-B — Full-length Top Guide; adjustable. (See B.)

No. 15244-D — Half-length Top Guide; adjustable. (See D.)

Made right and left; specify which is wanted.

No. 15244 consists of outside frame as shown (top covered with sheet steel) with base platform (E) and two full-length top guides (B). The Adjustable Platform (A) and the Half-length Top Guides (D) are extras.

THE HAMILTON MANUFACTURING COMPANY

Eastern House: RAHWAY, N. J.


TWO RIVERS, WISCONSIN

HAMILTON GOODS ARE FOR SALE BY PROMINENT TYPE FOUNDERS AND DEALERS EVERYWHERE

HAMILTON Sectional Unit Sort Cabinets

(Made in Steel only)

A CONCENTRATED system of sorts storage which once installed is indispensable, accommodating, as it does, thousands of pounds of sorts in minimum space. The original design of this cabinet, consisting of thousands of boxes, was built several years ago for the "New York Times" and installed in their Casting Room where it is still doing splendid service.



This Illustration Shows Five Cabinet Units, Three Cap Units and Three Base Units

Illustration at right shows the three sections of our Sort Cabinet — Cap Unit, Cabinet Unit (filled with boxes of various sizes), and Base Unit.

Cabinet Unit does not include boxes, which are extras. In ordering, specify assortment of boxes desired.

One Cabinet Unit holds 96 small or 48 large boxes, (252 lbs. of type). Large boxes are same length and twice as wide as the smaller ones.

Total floor space for one complete Cabinet is $20\frac{3}{8} \times 11\frac{1}{4} \times 38\frac{1}{2}$ inches high.

Illustration at left shows an assembly of 5 Cabinet Units, occupying floor space $61\frac{1}{8} \times 11\frac{1}{4} \times 70\frac{1}{4}$ inches high, (1260 lbs. of sorts) — with highest box only $66\frac{1}{2}$ inches from the floor.

Sort boxes are made of steel (not tin), die stamped and electric welded and each box is equipped with our original design of Combination Pull and Label Holder. Cabinet and boxes are strongly built and practically indestructible. There is no sagging of frame or bending of boxes in our design.

These cabinets, in use, are usually symbolled, to record series of type in each cabinet, and with boxes labelled and numbered to indicate contents, thus insuring the return of each box to its proper place.



No. 13440 Cabinet Unit
No. 13445 Cap Unit
No. 13450 Base Unit
No. 13452 Small Boxes (60)
No. 13454 Large Boxes (18)




No. 13452

No. 13452 Steel Sort Box with label holder pull; size $1\frac{1}{2} \times 3 \times 6$ in.; capacity, 2 lbs. 10 oz.



No. 13453

No. 13453 Steel Sort Box with label holder pull; size $1\frac{1}{2} \times 3 \times 6$ in.; capacity, 2 lbs. 8 oz. in the two compartments.



No. 13454

No. 13454 Steel Sort Box with label holder pull; size $3 \times 3 \times 6$ in.; capacity, $5\frac{1}{2}$ lbs.

THE HAMILTON MANUFACTURING COMPANY

Eastern House: RAHWAY, N. J.

TWO RIVERS, WISCONSIN

HAMILTON GOODS ARE FOR SALE BY PROMINENT TYPE FOUNDERS AND DEALERS EVERYWHERE

Hamilton Cut Storage Cabinets

(Made in Steel and Wood.)



No. 12410 (Steel). No. 2410 (Wood).

EVERYTHING in connection with the preservation, storage and recording of cuts, half-tones, etchings and electros is important. If scratched or damaged in any way it means either a replacement expense, or additional cost of makeready and a poorer piece of printing; if it is carelessly "stored" or "filed" the result is the expense of minutes or hours in locating; if sent from a customer to his printer or vice versa without an accurate and quick record of such transaction it means annoyance and delay to both parties and too often results in a dissatisfied customer.

If a customer calls for a cut and receives it promptly and in good condition he is pleased; if it is lost or damaged, the effect is not what the printer would like to see. Therefore, proper storage facilities and a right system of recording is of utmost importance to every printer, regardless of the size of the plant, and a customer may rightly expect that as a part of the printer's service.

With the customer, cuts should be checked out when sent to the printer and checked in when returned, and the method of recording in such cases may be simple, yet positive, besides the satisfaction of knowing, always, where the cuts are and that they are in good condition or, if not, immediately determine the cause of damage and where it occurred. In one case you know, the other you don't — the two extremes, and the latter most discouraging.

But — the important fact is that every printing plant, every advertising department, every merchant or individual who buys cuts of any description should have a real cut storage cabinet, and not rely

on the old-fashioned method of storing such valuable articles in desk drawers, on shelves, or in other out-of-the-way places, with resultant loss of time in locating and almost certain damage to the cuts. Especially is this true of "original" half-tones and etchings, the replacing of which is a *real* expense. The time consumed in "hunting" for misplaced cuts, or of replacing only a few damaged originals will soon pay for a Hamilton Cabinet.

The index drawers are usually preferred where a large number of cuts of various sizes and for numerous customers are to be cared for. The blank drawer is used where cuts are large, customers or classifications not so numerous, and the indexing feature not so important. (See "Index Book," reverse side of sheet.)

Each standard full-size steel drawer provides approximately 515 square inches of storage space which means that Cabinet No. 12400 provides storage capacity for a total of about 12360 square inches of cuts.

All cabinets are made with 4-inch extension front which permits attaching a lighting fixture. This construction also permits pulling out the cases far enough so that the extreme rear portion of the case is easily accessible without danger of them falling off the slides.



No. 12390 (Steel). No. 2390 (Wood).



FOR SALE BY ALL PROMINENT TYPEFOUNDERS AND DEALERS EVERYWHERE

Manufactured by

HAMILTON MANUFACTURING COMPANY

EASTERN OFFICE AND WAREHOUSE: RAHWAY, N. J.

TWO RIVERS, WISCONSIN



24-Drawer two-thirds size cabinet.
Made in wood only.

Hamilton Cut Cabinets are universally used and satisfactorily meet every requirement of the average office. For the advertiser, merchant, or the small or medium-sized office they are ideal.

INDEX BOOK—Hamilton Cabinets are adaptable to any of the numerous systems of recording and indexing cuts, either in modified or elaborate form, depending on the desire of the purchaser. We feature one plan which has proven quite satisfactory and is explained in detail in our Cut Index Book of 130 pages ($7\frac{1}{2} \times 8\frac{3}{4}$ inches) which is *gratis* with Nos. 12390, 2390, 12410, and 2410.



12-Drawer two-thirds size cabinet.
Made in wood only.

List and Dimensions Cut Storage Cabinets

Steel No.	Wood No.	Floor Space	Height	Number of Drawers	Style of Drawers	Size	Dimensions of Drawers Inside
.....	*2330	25 x $22\frac{1}{2}$	25	12	Indexed	Two-Thirds Size	$20\frac{1}{8} \times 14\frac{3}{4}$ — 1 Compartment
.....	*2340	25 x $22\frac{1}{2}$	25	12	Blank	Two-Thirds Size	$20\frac{1}{8} \times 15$ — 1 Compartment
.....	*2350	$35\frac{1}{2} \times 22\frac{1}{2}$	25	12	Indexed	Full Size	$14\frac{7}{8} \times 14\frac{3}{4}$ — 2 Compartments
.....	*2360	$35\frac{1}{2} \times 22\frac{1}{2}$	25	12	Blank	Full Size	$15\frac{1}{8} \times 15$ — 2 Compartments
.....	*2370	25 x $22\frac{1}{2}$	43	24	Indexed	Two-Thirds Size	$20\frac{1}{8} \times 14\frac{3}{4}$ — 1 Compartment
.....	*2380	25 x $22\frac{1}{2}$	43	24	Blank	Two-Thirds Size	$20\frac{1}{8} \times 15$ — 1 Compartment
12390	2390	35 x $21\frac{1}{2}$	43	24	Indexed	Full Size	$15\frac{1}{4} \times 15\frac{3}{4}$ — 2 Compartments
12400	2400	35 x $21\frac{1}{2}$	43	24	Blank	Full Size	$15\frac{1}{4} \times 17$ — 2 Compartments
12410	2410	$68\frac{1}{2} \times 21\frac{1}{2}$	43	48	Indexed	Full Size	$15\frac{1}{4} \times 15\frac{3}{4}$ — 2 Compartments
12420	2420	$68\frac{1}{2} \times 21\frac{1}{2}$	43	48	Blank	Full Size	$15\frac{1}{4} \times 17$ — 2 Compartments

Dimensions given in above table are for steel cabinets and drawers, except where cabinets are made of wood only.

*Made in wood only.

Standard Equipment:


All drawers equipped with label holders. Index book supplied with Cabinets Nos. 12390 and 12410; also Nos. 2390 and 2410.

Extra Equipment:

Number strips or plates can be supplied, if desired, at small additional cost. Lighting fixture for each tier of cases. All cabinets made so this fixture can be attached later if not ordered with the cabinet.



Illustrating our Blank drawer with center bar, insuring maximum rigidity and strength and will sustain any reasonable load. Each compartment measures $15\frac{1}{4} \times 17$ inches.



Illustrating our full-size Indexed drawer (knotched front and back) showing manner of dividing into compartments of any desired size by use of division strips.

No. 12428 Cut Storage Cabinet

This cabinet is for the convenient storage of large plates, or for quantities of small cuts where it is desired to keep all together for use on one job. Also used extensively for storage of circulars, advertising, proofs, dead copy, job tickets, etc. Convenient, usable and desirable equipment for any office.



No. 12428 Cut Storage Cabinet

The cabinet contains twenty-eight compartments, each measuring 14 x 18 x 8 $\frac{3}{4}$ inches inside. Each compartment is fitted with a disappearing door with handle. Symbol plates are fastened to the door of each compartment for use in indexing contents.

Finish: Olive-green baked enamel.

Dimensions: Floor space over all, 60 $\frac{1}{2}$ x 19 inches.

Height, 74 $\frac{3}{4}$ inches.



FOR SALE BY ALL PROMINENT TYPEFOUNDERS AND DEALERS EVERYWHERE

Manufactured by

HAMILTON MANUFACTURING COMPANY

EASTERN OFFICE AND WAREHOUSE: RAHWAY, N. J.

TWO RIVERS, WISCONSIN

Hamilton Unit Cut and Type Storage Cabinets

(Made in Wood and Steel.)

THESE units provide a convenient and expansive arrangement for cut and type storage, very desirable in certain offices and which may be added to as the volume of business increases. Illustration shows units with cut drawers only, but these same units also accommodate standard full-size type cases. Nos. 12290 and 2290 are regularly supplied with California Job Cases, but this case assortment may be changed, at slight additional cost, to meet customers' requirements.

Type Cases in these units have one pull and label holder, but do not have numbers or symbol plates. Fronts of type cases in steel cabinets are wood with green enamel finish; steel fronts may be had, if desired, at slight additional cost.


Cut Drawers are standard full-size Blank and Indexed as illustrated below. Index strips (front and rear), also division strips, in both wood and steel drawers, are wood.

Each unit (except cap and base) is $34\frac{1}{2}$ inches long, $21\frac{1}{2}$ inches deep and $13\frac{3}{4}$ inches high. Height of three units with cap and base is $43\frac{7}{8}$ inches to flat working top.

All drawers in the cut storage units are consecutively numbered from 1 to 8 inclusive in each unit. When two or more cut storage units are used in one group a symbol letter should be used on each unit. These symbol plates are supplied in rotation (unless otherwise ordered), beginning with the letter A and continuing with B, C, D, etc., according to the number of units ordered.

If a special arrangement of numbers and symbol plates is wanted, the fact should be clearly specified.

In ordering, specify all units clearly. The Cap and Base units are never supplied unless specifically ordered.




List and Dimensions of Cut and Type Storage Cabinets


Steel No.	Wood No.	Floor Space	Height	Number of Drawers	Style of Drawers	Size	Dimensions of Drawers Inside
12290	2290	$34\frac{1}{2} \times 21\frac{1}{2}$	$13\frac{3}{4}$	8	*California Job	Full Size	$15\frac{1}{4} \times 17$ — 2 Compartments $15\frac{1}{4} \times 15\frac{3}{4}$ — 2 Compartments
12300	2300	$34\frac{1}{2} \times 21\frac{1}{2}$	$13\frac{3}{4}$	8	Blank	Full Size	
12310	2310	$34\frac{1}{2} \times 21\frac{1}{2}$	$13\frac{3}{4}$	8	Indexed	Full Size	
12320	2320	Cap Unit	
12325	2325	Base Unit	2

*Standard equipment; special case assortment supplied upon request; write for prices.

Dimensions given in above table are for steel cabinets and drawers, except where cabinets are made of wood only.




Illustrating our Blank drawer with center bar, insuring maximum rigidity and strength and will sustain any reasonable load. Each compartment measures $15\frac{1}{4} \times 17$ inches.



Illustrating our full-size Indexed drawer (knotted front and back) showing manner of dividing into compartments of any desired size by use of division strips.

STEEL TRUCKS FOR WASTE METAL




No. 13485-A — Same as No. 13485
but with hood attached

No. 13485. — A small Truck very satisfactory for offices of moderate requirements. With Hood attached (No. 13485-A) it is an excellent accessory to a Saw-Trimmer, catching the fine particles of metal as they fall through the pedestal. The Hood is detachable and nests over the truck body, so that when not in use it is easily removed. The body of truck and hood are made of heavy steel and the wheels are of ample size (8 inches diameter) and strength. The small swivel caster at the rear is $2\frac{5}{8}$ inches diameter.

Dimensions: Height overall, 18 inches; to top of body, 13 inches; width, 17 inches; length, $20\frac{1}{2}$ inches.

Capacity, 1700 cubic inches.
Weight, 70 lbs.

No. 13487. — This Truck was designed for use in newspaper offices and will withstand the most severe usage. It is made of heavier material throughout than our other trucks, with edges formed over and reinforced, handle rigid, and wheels and shaft practically unbreakable. **The strongest and most satisfactory metal truck ever produced.** The large wheels are 12 inches diameter with a $2\frac{3}{4}$ -inch face, and the swivel caster in rear is 5 inches diameter.




No. 13485

Dimensions: Height overall, $24\frac{1}{4}$ inches; to top of body, $22\frac{3}{4}$ inches; width, 21 inches; length, 27 inches.

Capacity, 4600 cubic inches. Weight, 170 lbs.

Easy-Dumping Truck



No. 13487

No. 13491. — Our Easy-dumping Truck is so *easy* to dump that it is usually referred to as *self-dumping*. To dump, merely step on foot lever (A) thus releasing trigger (B) which holds Truck securely in upright position. The body is pivoted "off center" and will therefore automatically tip to a position where a slight pull upward on the handle will dump the contents. The operation is simple, yet positive and absolutely dependable. The body is heavy-gauge steel formed so as to insure maximum strength at all points, and with side-castings, wheels, and other parts of ample strength to withstand any abuse the truck should be subjected to. This is similar to our former design of self-dumping truck, but less complicated, more dependable, positive in its operation, weighs less, is not so high overall, and sells for less money. The only really practical design of easy-dumping truck ever produced. No modern newspaper plant can afford to be without it. The large wheels are 10 inches diameter with a $1\frac{1}{2}$ -inch face, and the small swivel caster in rear is 4 inches diameter.

Dimensions: Height overall, $24\frac{1}{4}$ inches; to top of body, $21\frac{3}{4}$ inches; width, 21 inches; length, $23\frac{1}{2}$ inches.

Capacity, 2850 cubic inches.
Weight, 150 lbs.



No. 13491



No. 13491 in the act of dumping

THE HAMILTON MANUFACTURING COMPANY

Eastern House: RAHWAY, N. J.

TWO RIVERS, WISCONSIN

HAMILTON GOODS ARE FOR SALE BY PROMINENT TYPE FOUNDERS AND DEALERS EVERYWHERE

HAMILTON PROOF READERS' DESK

Embodies many conveniences for the Proof Reader including elevating Writing Beds, ample storage for copy, drawers for pencils, tools, etc., compartments for reference books, and lights adjustable to any desired angle.



Steel — No. 15254. Wood — No. 5254.

Don't increase the opportunity for errors by compelling *your* proofreader to work under obsolete conditions. Adopt the modern plan — make it *easy* for him to do his work *right*. Our Desks provide what is practically the equivalent of a private office with all necessary equipment at one's fingers' ends, thus making for speed and accuracy at all times.

DETAILS:

Two adjustable writing beds (size 19 x 18 in.) on flat working surface.
Five bins at top, size $8\frac{1}{2} \times 7\frac{3}{4} \times 11\frac{3}{4}$ in.
Two large drawers (size $20\frac{1}{2} \times 20 \times 2\frac{1}{2}$ in.) as shown, with different style lock on each.
Center pedestal with sliding shelf at top; two compartments size $11\frac{1}{4} \times 6 \times 24$ in., and two of size $11\frac{1}{4} \times 4\frac{3}{8} \times 24$ in.
Electric lights with flexible conduits permitting any desired adjustment.
Overall dimensions: Length, $63\frac{1}{2}$ in.; height, 50 in.; depth, 27 in. Height to writing beds, 30 in.
Finish: Steel, olive green; wood, antique gloss.
Total floor space required, $63\frac{1}{2} \times 27$ in.

THE HAMILTON MANUFACTURING COMPANY

Eastern House: RAHWAY, N. J.

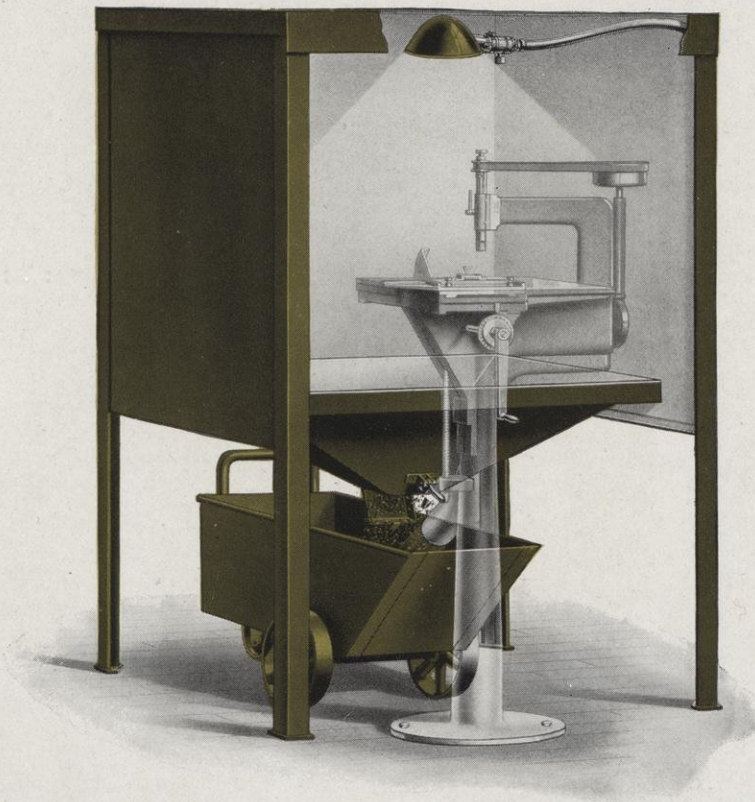
TWO RIVERS, WISCONSIN

HAMILTON GOODS ARE FOR SALE BY PROMINENT TYPE FOUNDERS AND DEALERS EVERYWHERE

Hamilton Saw-Trimmer Guard

No. 15742-A

The discriminating printer no longer tolerates saving at one point with waste and destruction at another. Then why should he permit the operation of a Saw in his workroom with no protection to his material and machinery from the flying cuttings. Installation of the *Hamilton Saw-Trimmer Guard* prevents this. Illustration shows Guard with Saw and Metal Truck in position.



Built of steel; white enameled inside; electric light at top. Cuttings go from saw to Chute in rear and from there to Metal Truck underneath. A complete work-room for the operator; abundance of light always available.

DETAILS:

All-steel construction.
White enameled inside; outside, olive green.
Electric light in top rail.
Chute with trap-door at bottom.
Chute sets back 8 inches from front of Guard.
Width of front opening in Guard $38\frac{1}{4}$ inches.
Height to top of chute 28 inches.
Height to top rail of Guard $57\frac{1}{2}$ inches.
Floor space required $42\frac{1}{2} \times 32\frac{1}{2}$ inches.

Manufactured by

The Hamilton Manufacturing Company

TWO RIVERS, WISCONSIN
Eastern House, RAHWAY, N. J.

Hamilton Goods Are For Sale by All Prominent Type Founders and Dealers Everywhere

Hamilton Saw-Trimmer Cabinet

No. 15741

It's poor economy to invest in expensive machinery and tools without providing adequate facilities for their care when not in use. Our cabinet provides a place for everything in convenient arrangement; a Work-Bench and Storage Cabinet combined; adequate facilities for storage of all tools and parts; a necessary auxiliary to what is today universally recognized as essential equipment of the modern printing plant.



Above cabinet is made both in steel and wood. No. 15741 (steel); No. 5741 (wood). Accommodates all Saw-Trimmer tools and parts including the Router and Jig Saw. A cabinet that will be used every day, should last a life-time, and, once installed, will be considered indispensable.

DETAILS:

Size of top, $25\frac{3}{4} \times 25\frac{3}{4}$. Three sides enclosed.
Two drawers, $9\frac{3}{4} \times 20\frac{1}{2} \times 4$ in. inside, and four drawers $9\frac{3}{4} \times 20\frac{1}{2} \times 1\frac{5}{8}$ in. inside.
Cupboard at bottom (left) 24 in. deep with three adjustable shelves, and compartment at right $10\frac{5}{8} \times 23\frac{1}{4} \times 24$ in. for Router and Jig Saw.
Height to top of working surface, $38\frac{1}{2}$ in.
Floor space required, 27 x 28 in.
Finish: Wood, antique; Steel, olive green baked enamel.


Manufactured by

The Hamilton Manufacturing Company

TWO RIVERS, WISCONSIN
Eastern House, RAHWAY, N. J.

Hamilton Goods are For Sale by all Prominent Type Founders and Dealers Everywhere

10-foot Steel Newspaper Make-Up Table No. 15611



Stationary Make-Up Tables are the proper equipment for the modern newspaper. The illustration hereon is of one of our most popular designs, made up of standard units as follows:

OVERHEAD BANK (front), reading from left to right:

No. 15425, for single and double column dashes; No. 15437, cross rules or cross leads; No. 15434, single column matter; No. 15431, labor-saving column rule from 2 to 9½ picas by ens, and from 10 to 28 picas by ems, also one compartment for 55-em lengths; No. 15440, column rules with tails; No. 15437, cross rules or cross leads; No. 15428, full, half, and quarter-length column rule with tails, and single and double column matter; No. 15443, single and double column matter.

Rear of Overhead Bank is divided into six compartments.

Base arrangement, reading from left to right, is composed of standard units as follows:

No. 15579, Unit containing 13 No. 12500-A blank steel letterboards on rollers, each board size 28 x 24

inches inside measure, rabbetted front, and open back with extending side rails; No. 15581, Empty galley bins; No. 15530, Shelves for 39 full-length column galleys, empty bin at top; No. 15524, Shelves for 26 full-length double-column galleys, empty bin at top; No. 15587, Flat shelves 24 inches wide, empty bin at top.

Cast-Iron Top, 2 inches thick, 28 inches wide, 120 inches long; flush on all edges.

All galley shelves are numbered from 1 up on the uprights.

No. 15673 Dead Slug Bin at each end.

Electric lights under Overhead Bank spaced approximately 2 feet apart; this table has five lights.

Weight, crated, not including iron top, 1800 lbs.

Weight, iron top only, 900 lbs.

Finish: Standard olive green baked enamel.



Manufactured by

THE HAMILTON MANUFACTURING COMPANY

EASTERN OFFICE AND WAREHOUSE: RAHWAY, N. J.

TWO RIVERS, WISCONSIN

FOR SALE BY ALL PROMINENT TYPEFOUNDERS AND DEALERS EVERYWHERE

Hamilton Rolling Make-Up Tables

Contrary to the general thought among users of printing material, there is a *real* difference between "Hamilton" tables and — the other kind. The day when "anything" would do is gone; hour costs in the work-room are more important than ever before, and therefore the requirements of intelligent and ambitious workmen are more exacting. Accuracy, durability and serviceability are *three* important features to consider and the Hamilton design excels in each.



Details

The table top is of heavy cast-iron, carefully machined to insure a smooth and accurate working surface; sockets are cast in the bottom into which the pipe uprights enter.

The frames are of wrought-iron pipe, 2 inches diameter, securely joined together into practically one solid piece by threaded fittings. Frame construction is such as to permit raising or lowering either side of top a fraction of an inch where table is used in an office where this feature is desired, and it frequently is a great convenience to have the top adjusted with one side higher and one side lower than the steam table or make-up surface the rolling table is to work with.

Finally our table is equipped with the famous double-wheeled Smouse Underslung Casters — in our judgment the most substantial, easiest-rolling casters ever designed.

The heaviest forms are moved over rough floors with practically no effort; the contact point is always the same; the casters never "stick" or "bind," always run smooth and *straight*, and never pick up string or paper, a common "habit" with all other designs of casters. All this is an important expense factor in offices where numerous forms are moved daily.

No. 15731 — 7-column size

No. 15733 — 8-column size

Standard height, 38 $\frac{1}{4}$ inches on all four sides.

Made any size and height on special order.

In ordering, always specify height desired.

If it is desired that one side be higher than the other, then give exact height for each side.



Manufactured by

THE HAMILTON MANUFACTURING COMPANY

EASTERN OFFICE AND WAREHOUSE: RAHWAY, N. J.

TWO RIVERS, WISCONSIN

FOR SALE BY ALL PROMINENT TYPEFOUNDERS AND DEALERS EVERYWHERE

No. 15252 Hamilton Steel Desk

(With Letter Tray No. 15252-A)



Working top size 34x60 inches covered with Battleship Linoleum. Seven compartment tray above linoleum top. Size of compartments, $8\frac{5}{8}$ inches wide, $11\frac{3}{4}$ inches front to back, $2\frac{1}{4}$ inches high. Sanitary base construction. Left Pedestal has slide at top and three drawers, size inside, $12\frac{1}{8}$ inches wide, 25 inches front to back, 4 inches deep. Right Pedestal has slide at top with one drawer, size inside, $12\frac{1}{8}$ inches wide, 25 inches front to back, 4 inches deep, also one letter file drawer with follower. Drawer in center is $22\frac{3}{8}$ inches wide, 25 in. front to back, $2\frac{1}{2}$ in. deep.

Locking device controlled by center drawer (which is equipped with lock) locks all drawers automatically.

Height to working surface, 30 inches.	Weight, crated, Desk only..... 400 lbs.
Height overall..... 42 inches.	Weight, crated, Tray only..... 80 lbs.

Manufactured by


The Hamilton Manufacturing Company

TWO RIVERS, WISCONSIN
Eastern House, RAHWAY, N. J.

Hamilton Goods Are For Sale by all Prominent Type Founders and Dealers Everywhere

Hamilton Imposing Tables

PERHAPS the most difficult section of our entire line of Composing Room Furniture to standardize, in a practical manner, were the Imposing Tables, but the seemingly impossible was accomplished and to such a degree that it is difficult to conceive of any printing plant with requirements along these lines that can not be satisfactorily provided for by one of the numerous combinations possible with our standard units.



No. 13985 (Steel) No. 3985 (Wood)

The illustration hereon shows one side of our standard Imposing Table No. 13985, one of the most popular designs we have ever produced. Reverse side is arranged exclusively for storage with one unit each of Blank Cases, Letterboards, and Drawers with removable sort boxes. Deep drawer in top rail on each side for Quoins, Tools, etc. Built entirely of units and carried in stock ready for assembling.

DETAILS:

SIDE ILLUSTRATED SHOWS:

- Reglet Unit containing a total of 1716 pieces of 6 and 12 pt. reglet, standard lengths 10 to 60 ems.
- Furniture Unit containing a total of 1147 pieces of furniture in standard lengths 10 to 60 ems and 2 to 10 em widths; deep drawer at top.
- Chase Rack Unit holds 6 each chases 8x12 and 10x15.

REVERSE SIDE CONTAINS:

- Drawer Unit with 15 blank cases ($\frac{2}{3}$ size); deep drawer at top.
- Letterboard Unit with 11 letterboards (size 20x19 in.); deep drawer at top.
- Sort Drawer Unit with 8 drawers containing a total of 96 removable steel boxes, each box with capacity of $4\frac{1}{4}$ lbs.
- Height to working surface, $38\frac{1}{4}$ in. Size Cast-Iron Top, 39x63 in.


Manufactured by

The Hamilton Manufacturing Company

TWO RIVERS, WISCONSIN
Eastern House, RAHWAY, N. J.

Hamilton Goods Are For Sale by all Prominent Type Founders and Dealers Everywhere

HAMILTON IMPOSING TABLES



No. 14020 (Steel) No. 4020-A (Wood)

THE design shown hereon is one style of Imposing Table really indispensable in every office doing catalog, book or tariff printing. The development of any economical plan for the handling of page matter centers in the lockup department. When ready for printing all pages are brought to the Imposing Table; why not store there immediately after proofing? After being printed, the forms are taken down and pages disposed of; if to remain "standing" what is more natural or economical than to place them on a galley in a numbered space in the table?

Compare this with the time consumed to perform the same task without this equipment where pages are scattered all over the room and as much or more time is often wasted in locating the pages and bringing them to the lockup table as is required to lock up the forms after the pages are collected. And don't forget that the same waste of time occurs when forms are torn down.

Our design No. 14020 has a heavy, smooth, cast-iron top, 51 x 75 inches in size and accommodates a total of 398 galleys (8 $\frac{3}{4}$ x 13 inches)—just right for the average catalog or tariff page. This means you can store in it enough pages for 12 forms of 32 pages each, or 24 forms of 16 pages. It doesn't require a mathematician to determine the economy of this equipment. The time saved in the operations of locking up, unlocking, storing, etc., in any office handling much of this work will pay for the necessary table and galley equipment in a short time. It's not an expense, but, on the contrary, an investment that pays real dividends continuously.

These tables are made both in wood and steel, with runs spaced to accommodate Hamilton Steel Galleys, size 8 $\frac{3}{4}$ x 13. The construction is right!

All galley openings are regularly numbered from 1 up to capacity of table, although special numbers will be supplied, when requested, without extra charge. We also supply gratis, symbol plate when ordered.

DETAILS

No. 14020 (Steel)—For iron top 51 x 75 or marble top 48 x 72; 1 deep drawer on each END as shown in illustration; capacity, 398 galleys.

No. 4020-A (Wood)—Same as No. 14020; capacity, 380 galleys.

No. 14010 (Steel)—For iron top 39 x 65 or marble top 36 x 62; 1 deep drawer on each SIDE; capacity, 306 galleys.

No. 4010-A (Wood)—Same as No. 14010; capacity, 292 galleys.

HEIGHT AND FINISH—All Hamilton Imposing Tables are 38 $\frac{1}{4}$ inches to top of working surface. The steel tables are finished in olive green enamel carefully baked on; wood tables have antique gloss finish.

THE HAMILTON MANUFACTURING COMPANY


Eastern House: RAHWAY, N. J.

TWO RIVERS, WISCONSIN

HAMILTON GOODS ARE FOR SALE BY PROMINENT TYPE FOUNDERS AND DEALERS EVERYWHERE

HAMILTON IMPOSING TABLES

are all assembled from standardized units; interchangeable to a marked degree, thus permitting their production in large quantities with resultant minimum costs, affording our customers at all times the maximum in convenience and arrangement.



No. 14000-A (Steel) No. 4000-A (Wood)

Illustration hereon is of one side of No. 14000-A. Reverse side is devoted entirely to storage of job galleys, accommodating 138 Hamilton galleys ($8\frac{3}{4} \times 13$) on runs, with all galley openings numbered. This design probably offers more really desirable working and storage facilities for the modern job office than any other yet produced.

Above description is of the steel table. The wood table of the same design (No. 4000-A) has identical equipment, but requires a 39 x 63-inch iron surface, or a marble surface 36 x 60 inches and accommodates only 132 steel galleys size $8\frac{3}{4} \times 13$ inches.

DETAILS

Illustration shows one side with the following arrangement:

- Reglet Unit holding all sizes, 6 and 12 point, standard lengths, 10 to 60 picas.
- Furniture Units holding all standard sizes of wood furniture 10 to 140 ems long.
- One large drawer for quoins, mallet, planer, etc.
- Height to top of working surface, $38\frac{1}{4}$ inches.
- Takes iron top, size 39 x 65 inches; marble top, 36 x 62 inches.


THE HAMILTON MANUFACTURING COMPANY

Eastern House: RAHWAY, N. J.

TWO RIVERS, WISCONSIN

HAMILTON GOODS ARE FOR SALE BY PROMINENT TYPE FOUNDERS AND DEALERS EVERYWHERE

REGISTER TABLE



No. 15126 (Steel) No. 5126 (Wood)

INDISPENSABLE for quick and accurate registering of forms, either of one or many colors. When printed sheets are placed on the plate-glass Top, and underneath lights turned on, the slightest inaccuracy in register is instantly discernible. No gauges to get out of order; no expensive mechanism, and no problems of any kind but what any employe can easily master.

The rim surrounding the Top is of cold-rolled steel, raised $\frac{1}{8}$ inch, graduated by fractions of $\frac{1}{8}$ inch, and attached to the frame in such a manner that if it should get out of square the operation of "truing up" is a matter of minutes only, and no tools other than an ordinary wrench are required. The adjustment feature is simple, yet positive.

DETAILS

- Heavy plate-glass Top, size 48 x 60 inches.
- Rim of cold-rolled steel, graduated by fractions of $\frac{1}{8}$ inch, numbered on both long edges from 1 to 60, and on both ends from 1 to 48.
- Light compartment white enameled.
- Wired and fixtures for 8 lights, controlled by switch on end of table. Reflectors are included.
- Full-length shelf ($56\frac{1}{2}$ x 48 inches) at bottom.
- The "T" square for this table is $63\frac{1}{2}$ inches long by $1\frac{3}{4}$ inches wide, graduated by fractions of $\frac{1}{16}$ inch, is commercially accurate, and supplied only as an extra.
- Height, 32 inches.
- Floor space required, $64\frac{1}{2}$ x $52\frac{1}{2}$ inches.

THE HAMILTON MANUFACTURING COMPANY

Eastern House: RAHWAY, N. J.

TWO RIVERS, WISCONSIN

HAMILTON GOODS ARE FOR SALE BY PROMINENT TYPE FOUNDERS AND DEALERS EVERYWHERE

Lead and Rule Cutter Cabinet

No. 13651 (Steel) No. 3651 (Wood)

THIS is really a Work Bench and Storage Cabinet, designed with the idea of providing a central place for the storage and handling of material in constant use in every modern office. The Top, to which Lead and Rule Cutter and Mitering Machine may be easily attached, is surrounded on three sides by a $\frac{5}{8}$ -inch steel rim, and has two openings leading to steel bins attached to rear. This prevents the cuttings and other litter from falling to the floor.

Case Equipment

Ten Adjustable Lead and Slug cases.

Four full-size Blank cases to hold quarter-size cases.

Seven special cases, each divided into two compartments: One compartment ($24\frac{1}{4} \times 15$ inches) for full-length material, with ends notched by picas for division strips; the other compartment ($5\frac{1}{2} \times 15$ inches) is for the accommodation of shorter lengths. All cases in both wood and steel cabinets have Pulls, Routed Label Holders, and wood fronts.



Front View — Showing Machines Fastened to Top



Rear View — Showing Metal Chutes — Closed and Open — and Metal Truck in Position

EXTRAS: Wiring for lights over cases.
Steel fronts on cases.

Lower illustration shows rear of cabinet with steel bins attached. These bins have door at bottom, which, when open, permit contents to drop to truck below. The Rule Cutter, Mitering Machine and Truck are shown only to illustrate the conveniences of the cabinet and are not a part of the equipment.

Height, $38\frac{1}{4}$ inches; floor space required, $35 \times 25\frac{3}{4}$ inches.

Steel Cabinet has reinforced steel top painted black.

Wood Cabinet has $1\frac{1}{4}$ -inch wood top with $\frac{5}{8}$ -inch wood rim around three sides.

THE HAMILTON MANUFACTURING COMPANY


Eastern House: RAHWAY, N. J.

TWO RIVERS, WISCONSIN

HAMILTON GOODS ARE FOR SALE BY PROMINENT TYPE FOUNDERS AND DEALERS EVERYWHERE

No. 15652 Dumping Table

(Wood No. 5652)



Standard 6-foot Dumping Table, complete as shown in illustration.

Galley Top (28 x 72 inches) accommodating fourteen full-length galleys; each sloping galley shelf 5 inches wide.

Overhead Bank has twenty-five 14-em and two 28-em compartments for spacing materials, dashes, etc. Adjustable in height.

Copy-Hook Bar at Top with fourteen hooks for copy. Adjustable in height.

Overhead lights controlled by switch as shown. (Supplied only as an extra.)

Take-Slug Rack with twenty-six compartments for 14-em measure underneath work bank.

Two shelves on each side of table (four in all) 12⁵/₈ inches deep, for short galleys.

Seven shelves, full-length, open through, for full-length galleys.

Height to working surface, 37¹/₂ inches; height overall (including light fixtures), 78 inches.

Floor space, 28 x 72 inches.



Manufactured by

THE HAMILTON MANUFACTURING COMPANY

EASTERN OFFICE AND WAREHOUSE: RAHWAY, N. J.

TWO RIVERS, WISCONSIN

FOR SALE BY ALL PROMINENT TYPEFOUNDERS AND DEALERS EVERYWHERE

No. 13625 Machinist's Work Bench

(Wood No. 3625)



Nothing superfluous; ample working facilities and accommodations for tools and miscellaneous parts required by the machinist in medium-sized offices. (For more elaborate designs for large offices see No. 13640.)

Has hardwood work top, $1\frac{3}{4}$ inches thick, 22 inches wide and 60 inches long, with tool-board (22 inches high) and tool-shelf (5 inches wide) in rear.

There are four drawers $14\frac{1}{8} \times 12\frac{7}{8} \times 2$ inches deep, and four drawers $14\frac{1}{8} \times 12\frac{7}{8} \times 3\frac{1}{2}$ inches deep, all with removable partitions running from front to rear; six partitions are supplied with each drawer. Also two blank drawers $14\frac{1}{8} \times 12\frac{7}{8} \times 8\frac{3}{8}$ inches deep, without partitions.

The two tiers of drawers in this Work Bench are secured by locking device controlled by top drawer in left tier with lock.

Compartment at right ($15\frac{1}{2}$ inches wide, $22\frac{7}{8}$ inches high and $16\frac{3}{4}$ inches deep) is supplied with two adjustable shelves; door has individual lock.

Working Surface, Tool-Board and Shelf, on both steel and wood benches, are of wood, plain finish, oiled. (Vise shown in illustration is not supplied.)

Height to working surface, 34 inches; height overall, 56 inches. Floor space (including overhang of work top), $22\frac{3}{4} \times 60$ inches.



Manufactured by

THE HAMILTON MANUFACTURING COMPANY

EASTERN OFFICE AND WAREHOUSE: RAHWAY, N. J.

TWO RIVERS, WISCONSIN

FOR SALE BY ALL PROMINENT TYPEFOUNDERS AND DEALERS EVERYWHERE

No. 15246A Make-Ready Table

WITH ADJUSTABLE LEDGE



Another convenience for the printer; further evidence of the aggressiveness and foresightedness of those who are continually striving to make it easier for the printer to do his work *right*.

The table top is zinc and may be tilted to any angle desired to obtain proper light when in use.

On front of table edge is a movable steel bar which, when raised and moved slightly to the right, becomes an edge sufficiently high to prevent paper from sliding off. When

table top is level this raised edge is not needed but when on an angle it is of utmost importance. As now constructed, the raised ledge is instantly available, when needed, and when not needed it is quickly dropped to a level with the table top. Illustration shows the ledge raised in proper position for use when top is tilted.

Table is made in three convenient sizes, with or without castors, as desired.

Height to top when horizontal, 41 inches.

Double wheel swivel castors are used.

- No. 15246-A—36 x 48 in. Top with castors.
- No. 15246-B—Same as No. 15246-A but without castors.
- No. 15246-C—32 x 42 in. Top with castors.
- No. 15246-D—Same as No. 15246-C but without castors.
- No. 15246-E—24 x 32 in. Top with castors.
- No. 15246-H—Same as No. 15246-E but without castors.



FOR SALE BY ALL PROMINENT TYPEFOUNDERS AND DEALERS EVERYWHERE

Manufactured by

THE HAMILTON MANUFACTURING COMPANY

EASTERN OFFICE AND WAREHOUSE: RAHWAY, N. J.

TWO RIVERS, WISCONSIN

Galley Storage Sectional Cabinets



Something entirely new in Galley Storage Equipment designed for plants in which the storage of **STANDING MATTER** is an economical problem.

This system is very flexible and an installation can be added to from time to time by merely bolting on new sectional units. Only tool necessary is a screw driver.

This sectional cabinet filled with the new **HAMILTON Cadmium Plated "Rust-proof Storage Galleys"** combines convenience, low cost and flexibility besides saving both time and space.

MADE IN THE FOLLOWING SIZES

Unit No. 13550.....	8 $\frac{3}{4}$ x 13 inch galleys
Unit No. 13552.....	10 x 16 inch galleys
Unit No. 13554.....	12 x 18 inch galleys
Unit No. 13556.....	3 $\frac{1}{2}$ x 23 $\frac{1}{2}$ inch galleys
Unit No. 13558.....	6 $\frac{1}{4}$ x 23 $\frac{1}{2}$ inch galleys
Unit No. 13560.....	8 $\frac{1}{2}$ x 23 $\frac{1}{2}$ inch galleys

Each section or tier has runs for 50 galleys. Each run opening is numbered, the ends are closed; back is open. Height 77 inches. Substantially built of heavy gauge steel, and finished in olive green baked enamel. Shelves can be attached to runs if wanted.

Hamilton Manufacturing Company
Eastern Office, Rahway, N.J. TWO RIVERS, WIS.

Hamilton Goods are Sold by Prominent Typefounders and Dealers Everywhere




Unit 15499
Holds 13
1-Col. Galleys
Width, $6\frac{1}{16}$ in.




Unit 15500
Holds 26
1-Col. Galleys
Width, $11\frac{5}{8}$ in.



Unit 15506
Holds 39
Single-Col. Galleys
Width, $17\frac{3}{16}$ inches



Unit 15512
Holds 52 Single-Col. Galleys
Width, $22\frac{3}{4}$ inches




Unit 15513
Holds 65 Single-Col. Galleys
Width, $28\frac{5}{16}$ inches




Unit 15502
Holds 17
1-Col. Galleys
Width, $6\frac{1}{16}$ in.




Unit 15503
Holds 34
1-Col. Galleys
Width, $11\frac{5}{8}$ in.



Unit 15509
Holds 51
Single-Col. Galleys
Width, $17\frac{3}{16}$ inches



Unit 15515
Holds 68
Single-Col. Galleys
Width $22\frac{3}{4}$ inches




Unit 15516
Holds 85 Single-Col. Galleys
Width, $28\frac{5}{16}$ inches



Unit 15517
Holds 13
2-Col. Galleys
Width, $8\frac{1}{16}$ in.




Unit 15524
Holds 26
Double-Col. Galleys
Width, $17\frac{7}{8}$ inches




Unit 15530
Holds 39 Double-Col. Galleys
Width, $25\frac{7}{16}$ inches



Unit 15518
Holds 13
3-Col. Galleys
Width, $10\frac{3}{4}$ in.



Unit 15542
Holds 26 Triple-Col. Galleys
Width, 21 inches




Unit 15548
Holds 39 Triple-Col. Galleys
Width, $31\frac{1}{4}$ inches



Unit 15521
Holds 17
3-Col. Galleys
Width, $10\frac{3}{4}$ in.



Unit 15545
Holds 34 Triple-Col. Galleys
Width, 21 inches



Unit 15551
Holds 51 Triple-Col. Galleys
Width $31\frac{1}{4}$ inches



Unit 15536
Holds 52 Double-Col. Galleys
Width, 33 $\frac{3}{4}$ inches




Unit 15520
Holds 17
2-Col. Galleys
Width, 8 $\frac{1}{8}$ in.




Unit 15527
Holds 34
Double-Col. Galleys
Width, 17 $\frac{1}{8}$ inches



Unit 15533
Holds 51 Double-Col. Galleys
Width, 25 $\frac{7}{16}$ inches




Unit 15539
Holds 68 Double-Col. Galleys
Width, 33 $\frac{3}{4}$ inches




Unit 15552
Holds 52 Lino Galleys
Width, 19 $\frac{1}{4}$ inches



Unit 15555
Holds 68 Lino Galleys
Width, 19 $\frac{1}{4}$ inches



Unit 15558
Holds 91 Lino Galleys
Width, 33 $\frac{5}{16}$ inches




Unit 15564
Holds 119 Lino Galleys
Width, 33 $\frac{5}{16}$ inches



Unit 15560
12 Quarter Cases
With Bins in rear
Width, 10 $\frac{1}{4}$ in.




Unit 15561
24 Quarter Cases
With Bins in rear
Width, 21 $\frac{3}{8}$ inches



Unit 15584
Holds 8 Stereo Chases
Width, 25 $\frac{7}{16}$ inches



Unit 15590
Plate Matter Bins
Width, 25 $\frac{7}{16}$ inches



Unit 15581
Bins for Galleys
Width, 10 $\frac{3}{4}$ in.
(Flexible Unit)



Unit 15587
Galley Boards with Dead Galley Bins
Width, 25 $\frac{7}{16}$ inches
(Flexible Unit)




Unit 15563
 Contains 19 Blank Steel Drawers
 two-thirds size
 Width, $22\frac{3}{16}$ inches



Unit 15566
 Contains 19 California Job Cases
 two-thirds size
 Width, $22\frac{3}{16}$ inches



Unit 15569
 Contains 19 Blank Steel Drawers, full size
 Width, $32\frac{7}{8}$ inches




Unit 15572
 Contains 19 full-size California Job Cases
 Width, $32\frac{7}{8}$ inches



Unit 15557
 15 Drawers for
 Machine Borders
 Width, $11\frac{7}{8}$ in.



Unit 15567
 Holds 48 Lino Galleys
 for Overrun Ads
 Width, $19\frac{1}{4}$ inches




Unit 15573
 Holds 91 Lino Galleys
 for Overrun Ads
 Width, $33\frac{5}{16}$ inches




Unit 15511
 Holds 48 Single-Col. Galleys
 for Overrun Ads
 Width, $22\frac{3}{4}$ inches



Unit 15537
 Holds 48 Double-Col. Galleys
 for Overrun Ads
 Width, $33\frac{3}{4}$ inches



Unit 15575
 Without Rollers
 Steel, 9 Boards; Wood, 11 Boards
 28 inches wide and 24 inches deep



Unit 15576
 With Rollers, Made in Steel Only
 9 Boards
 28 inches wide and 24 inches deep



Unit 15578
 Without Rollers
 Steel, 13 Boards; Wood, 14 Boards
 28 inches wide and 24 inches deep



Unit 15579
 With Rollers, Made in Steel Only
 13 Boards
 28 inches wide and 24 inches deep

UNITS FOR NEWSPAPER TABLES
 (All Letterboard Units 30 inches wide overall)

H

FLEXIBLE UNITS



No. 15581



No. 15594



No. 15587



No. 15587

Among all the "Flexible" Units listed, Nos. 15581, 15587 and 15594 are the ones most used, therefore we show them on this strip *extra wide*, so that when desired wider than standard they may be pasted full width without cutting.


These same units, in standard widths, are supplied on other unit strips.

Price according to method explained in I. B.

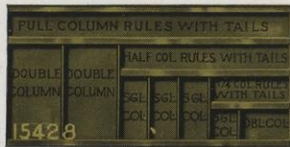
UNIT TRAYS FOR OVERHEAD BANKS



Unit 15594
Uprights to go between Units
Max. width, 4 in.
Min. width, 1 1/4 in.



Unit 15425
Width, 7 1/4 in.



Unit 15428
Width, 23 1/8 inches



Unit 15431
Width, 23 1/4 inches




Unit 15434
Width, 8 1/2 in.



Unit 15437
Width, 19 1/4 inches



Unit 15440
Width, 5 1/8 in.



Unit 15443
Width, 10 7/8 in.



Unit 15446
Width, 52 inches




Unit 15393
Bins for Column Rules
Width, 10 1/2 in.

Hamilton Steel Cylinder-Press Roller Cabinet No. 15116

A very flexible system of unit cabinets designed for safe and convenient storage of 12 cylinder-press rollers of any length up to 76 in. long. It has a tight fitting door making the cabinet practically dust-proof. Made of heavy gauge steel and finished in olive green baked enamel.



Group of Five Cabinets Placed Together Accommodating 60 Rollers. (Made in Steel Only)



Floor Space Occupied 26 x 26 in.
Height of Cabinet 80 in.
(Made in Steel Only)

THE roller carrying mechanism revolves so any roller can be taken out easily by merely turning the carrier until the roller wanted comes around into the door opening. Ball bearing construction is used in this mechanism, so it can be operated with very little effort. At the bottom on the center pipe, which is the axis of the revolving carrier, is attached a cast-iron base with 12 sockets spaced $4\frac{5}{8}$ in. centers for supporting the rollers. This is cup-shaped for catching and holding the drippings and is easily cleaned out. At the top, also attached to the axis or center pipe, is a disc with 12 holes also spaced $4\frac{5}{8}$ in. centers to line up with the sockets in the base. This disc is adjustable up and down and forms the top support for the longest rollers to be placed in the cabinet. For top supports of the shorter rollers, brackets are supplied and attached to the center pipe. These brackets slide up and down so as to accommodate any length roller.


Hamilton Manufacturing Company, Two Rivers, Wis.

Eastern Office: Rahway, N. J. — Pacific Coast Branch: 4440 E. 49th St., Los Angeles

Hamilton Goods are Sold by Prominent Typefounders and Dealers Everywhere

For Sale by —

Hamilton Galleys



Double-Wall Precision Galley


Made of an especially prepared steel, perfectly smooth and uniform in thickness. It lies absolutely flat and is square. It is made from "one piece" of steel. The sides are "DOUBLE-WALL", making it twice as strong as the ordinary galley. Note the perfectly smooth round-top edges. The corners are electrically welded. This is a patented galley and made only by HAMILTON. It is the finest galley on the market to use in the Ad or Job rooms for make-up purposes.

SIZE—INSIDE MEASURE Job and News Galleys

12 1/2	ems plus 2 pts. x 23 1/2..
12	ems plus 2 pts. x 23 1/2..
13	ems plus 2 pts. x 23 1/2..
2 3/4	x 23 1/2.....
3 1/2	x 23 1/2.....
3 1/2	x 11 3/4.....
24 1/2	ems plus 2 pts. x 23 1/2..
25 1/2	ems plus 2 pts. x 23 1/2..
26 1/2	ems plus 2 pts. x 23 1/2..
6 1/4	x 23 1/2.....
6 1/4	x 11 3/4.....
8 1/2	x 23 1/2.....
10 1/2	x 23 1/2.....
6	x 10.....
8 3/4	x 13.....
10	x 16.....
12	x 18.....

MAILING GALLEYS Closed both ends

12	ems plus 2 pts. x 23 1/2..
12 1/2	ems plus 2 pts. x 23 1/2..
13	ems plus 2 pts. x 23 1/2..
2 3/4	x 23 1/2.....
3 1/2	x 23 1/2.....
24 1/2	ems plus 2 pts. x 23 1/2..
25 1/2	ems plus 2 pts. x 23 1/2..
26 1/2	ems plus 2 pts. x 23 1/2..
6 1/4	x 23 1/2.....
8 1/2	x 23 1/2.....
12	x 18.....



Single-Wall Storage Galley

This is primarily a storage galley for plants requiring a large number of galleys for the storage of standing matter. It is as accurately made in all respects as the Double-Wall Precision Galley, excepting it is single-wall, not quite so finely finished, and it is cheaper in price. With the exception of our DOUBLE-WALL PRECISION GALLEY, it is equal to any other galley now on the market. In strength and rigidity it will meet all practical requirements.

RUST-PROOF FINISH

Either of the galleys can be obtained with the CADMIUM PLATED (rust-proof) FINISH at prices substantially the same or lower than prices up to now paid for plain steel galleys. This process makes a galley immune from rust for an indefinite period of time. The use of this method of rust-proofing marks the greatest advance in years in galley manufacturing.

HAMILTON MANUFACTURING COMPANY


TWO RIVERS, WISCONSIN

Eastern Office: Rahway, N. J. ~ Pacific Coast Branch: 4440 E. 49th Street, Los Angeles

Hamilton Goods are Sold by all Prominent Typefounders and Dealers Everywhere

No. 15597 Hamilton Ludlow Makeup Table

(STEEL)



1. On each corner is a tier of galley runs for 23 Hamilton $8\frac{3}{4}$ x 13 inch galleys. Total capacity 46 on each side.

2. Compact Materials Unit with the following capacity :

1 compartment each for:

12 pounds 2-point leads 21 or $22\frac{1}{2}$ ems long.

12 pounds 3-point leads 21 or $22\frac{1}{2}$ ems long.

12 pounds 6-point slugs 21 or $22\frac{1}{2}$ ems long.

$7\frac{1}{2}$ pounds 12-point slugs 21 or $22\frac{1}{2}$ ems long.

$7\frac{1}{2}$ pounds 18-point slugs 21 or $22\frac{1}{2}$ ems long.

24 pounds 2-point leads 42 or 45 ems long.

24 pounds 3-point leads 42 or 45 ems long.

24 pounds 6-point slugs 42 or 45 ems long.

15 pounds 12-point slugs 42 or 45 ems long.

15 pounds 18-point slugs 42 or 45 ems long.

18 compartments for 240 pounds or strip rule and border 140 picas long.

8 compartments for 400 pounds strip leads and slugs 140 picas long.

3. Four Slug Trays are supplied, size $11\frac{3}{4}$ x $14\frac{1}{4}$ inches, with a drawer above for copy or supplies.

DESIGNED for Ludlow Makeup with handling of material and concentration of work in small areas. Accommodates a cast iron working surface 28x50 inches. The arrangement on both sides is alike and each side contains the storage capacity as given above.

Overhead lighting fixture and dead slug bin as shown in illustration are extra equipment and should be specified if wanted when ordering.

MANUFACTURED BY

HAMILTON MANUFACTURING COMPANY

TWO RIVERS, WISCONSIN


Eastern Office: RAHWAY, N. J.

Pacific Coast Branch: 4440 E. 49th STREET, LOS ANGELES

HAMILTON GOODS ARE SOLD BY ALL PROMINENT TYPEFOUNDERS AND DEALERS EVERYWHERE

Hamilton Rolling Makeup Table

IN this design we present the latest improvements in Rolling Makeup Tables. Hundreds of them are in daily use, and are giving satisfaction. They are built unusually strong, to withstand the constant hard usage they are subjected to, yet they are light and easily moved.



Showing the tilting feature of Smouse Caster when one wheel strikes a small object on the floor.

No. 15731-A

Cast iron top 24 x 30½ inches. Equipped with single wheel swivel casters.

No. 15731-B

Same as above but with double wheel Smouse Swivel Casters.

DETAILS

The top is cast iron 24 x 30½ inches and is dressed down by grinding and polishing. This grinding and polishing of cast iron tops was first introduced by Hamilton several years ago. No other trucks on the market are supplied with tops manufactured this way. They are accurate, true, and smooth. The outer edges are only ¼-inch thick and when a chase is placed on it, the total thickness of top and chase makes it easy to grasp and guide the table. Heavy ribs are cast into the bottom, obviating any possibility of sagging.

THE LOWER FRAME: Note the design of this frame. It is a heavy casting curved in on each of the four sides, so that when the truck is pushed about there is no chance of "skinning ones shins".

THE LEGS: These are made of 1½-inch pipe.

THE CASTERS: These tables are supplied with two kinds of casters: The single wheel swivel,

or the famous Smouse Double Wheel Swivel Caster. The latter is a caster especially adapted for use in printing plants and is highly recommended to those wanting the last word in casters.

HEIGHT ADJUSTMENT: On each leg, immediately under the top, is a large nut with a set screw which permits the raising and lowering of the top. This allows for a minimum height of 37⅜ inches, and a maximum of 38⅝ inches. Special heights supplied when requested.

It is customary to have one side of the table about one-fourth of an inch higher than the other side. The low side is used when pulling a form on to the table, and the high side when pushing a form off.

The top is stamped with the word "HIGH" on one side and "LOW" on the opposite side, for quick identification.

MANUFACTURED BY

HAMILTON MANUFACTURING COMPANY

TWO RIVERS, WISCONSIN

Eastern Office: RAHWAY, N. J.

Pacific Coast Branch: 4440 E. 49th STREET, LOS ANGELES

HAMILTON GOODS ARE SOLD BY ALL PROMINENT TYPEFOUNDERS AND DEALERS EVERYWHERE

Hamilton Steel Stock Forwarding Trucks



Hamilton Stock Forwarding
Truck No. 15047

Size Inside	Height
20" x 25½"	57¾"

THE cheapest and best truck on the market of its kind.

They are indispensable in the bindery or press room, and also in the stock room where the stock should be kept on wheels for easy and quick delivery to various places.

They make for order and speed in handling stock before and after printing, help to prevent mistakes, and provide a means for the speedy and orderly assemblage of sectional work of every description.

The use of these trucks reduces plant transportation and handling costs and contributes materially to reducing the percentage of spoilage due to soiled or torn sheets.

BUILT of heavy gauge steel, they are sturdy and dependable. They are good for many years of hard use. Four-inch casters allow them to be handled easily.

Regularly supplied with two platforms, as shown in the illustration. Extra platforms can be inserted if needed.

As many as 11 platforms can be used when the character of the work renders extra subdivisions desirable.

These trucks afford considerable economy of floor space by the orderly concentration of work in process.



Hamilton Stock Forwarding
Truck No. 15048

Size Inside	Height
26" x 39"	57¾"

MANUFACTURED BY

HAMILTON MANUFACTURING COMPANY

TWO RIVERS, WISCONSIN

Eastern Office: RAHWAY, N. J.

Pacific Coast Branch: 4440 E. 49th STREET, LOS ANGELES

HAMILTON GOODS ARE SOLD BY ALL PROMINENT TYPEFOUNDERS AND DEALERS EVERYWHERE



PAT'D. MAY 26-25
Manufactured and Sold by
THE HEINN COMPANY
MILWAUKEE, U.S.A.

4453 - 30

SPEEDEX BINDER

