



# LIBRARIES

UNIVERSITY OF WISCONSIN-MADISON

## Pinney. 2005

[s.l.]: [s.n.], 2005

<https://digital.library.wisc.edu/1711.dl/JUHC4YBTB7X2V8N>

<http://rightsstatements.org/vocab/InC/1.0/>

For information on re-use see:

<http://digital.library.wisc.edu/1711.dl/Copyright>

The libraries provide public access to a wide range of material, including online exhibits, digitized collections, archival finding aids, our catalog, online articles, and a growing range of materials in many media.

When possible, we provide rights information in catalog records, finding aids, and other metadata that accompanies collections or items. However, it is always the user's obligation to evaluate copyright and rights issues in light of their own use.

PIN

MADISON PUBLIC LIBRARY



3 9078 05060 4751

702.81  
Si99s  
bk.11





**The Sixty Books Project** is a collaborative book arts, writing and journaling project for the people of south central Wisconsin, hosted by the South Central Library System (SCLS), and produced by the Bone Folders' Guild (BFG), a book arts group based in Madison. This project is supported by a Madison CitiARTS grant.

The BFG book artists have created sixty hand made blank books. One of these books will be catalogued into each of the sixty libraries in the South Central Library System. Unlike other library books, patrons are invited to write, draw, paint or collage in the books. Subsequent patrons will add their own stories, drawings, and so forth, creating community-wide collaborative works of art. After the launch of the project these books will be available for checkout by library patrons until August 15, 2006.

At the close of the circulation period, the 60 books will be removed from the SCLS collections and brought together for a traveling exhibit. This exhibit will have its debut in Madison as part of the Fifth Annual Wisconsin Book Festival (October 18-22, 2006).

To contact us: [www.valleyridgeartstudio.com/bone\\_folders/](http://www.valleyridgeartstudio.com/bone_folders/)

*This book opens  
4 different ways  
with different  
pages showing  
for each opening.  
Please don't force  
book to open to  
show a "hidden"  
page for a  
different opening.  
Thanks!*

## Instructions

- Check out this book as you would any other library book for a two-week period. Be sure to return it in the protective wrapper provided.
- Write a poem. Make a journal entry. Write political thoughts. Compose a short story. Collage. Paint a page. Be creative.
- Be respectful of these books. They are hand bound and bear delicate musings on the pages.
- Be aware of what has been done on the other side of the page that you are working on. For example, don't "sew" onto someone else's work.
- When you are gluing or painting put a piece of wax paper under the page you are working on. This will protect the other pages of created art.
- Before closing the book, be sure your page is dry.
- We encourage you to sign and date your work.
- Please, no perishables on the pages.
- Be advised that SCLS and BFG reserve the right to remove and/or delete any questionable material. Please be nice.
- Warning: You will incur a \$125.00 library fine if this book is not returned!



West of St. Helena, California near White Sulphur Springs  
March 1995 Alexis A. Turner



West of St. Helena, California  
Near White Sulphur Springs

March 1995

Alex A. Turner



The world is a pressure cooker, rocking on the big stove of the universe ... and Jesus is holding the lid on ...  
 The world is an awesome, beautiful place. The world is an awful, cruel space. Which one is it, do you think? Where do you turn when your spirits sink?  
 We all have bad images burned into our minds. They make us want to help, do more than just cry. I choose to focus on the beautiful, places ... faces. The things that bless this human race. Jesus said, "Never will I leave or forsake you." Believe it or not, it's really true. So do something to help your fellow man, any big or little thing, just because you can. Jesus once asked, "Who do YOU say I am? He'll return as a lion, not as a lamb. One day this pressure cooker is going to BLOW. — In the meantime, which way will you go? - Gina Sallstrom, Madison, WI © 2005

Gina Sallstrom 11/3/05

One Friend Will Not Do

Eunice Holtz

I used to envy people who had  
*One* special friend -  
one with whom to share all  
thoughts and concerns.

But now in my elder years  
I know myself better and find -  
one person cannot be  
*all* for me.

I need one to challenge me to write,  
one to teach me to enjoy mountains  
and rocks - polished or unpolished,  
one to get me interested  
in the shapes of trees,  
as they become old snags.

I'm grateful for a few Nisei friends  
and some Black friends who  
can show me where prejudice exists  
and how it hurts.

I appreciate the friend who  
plays his Concertina to accompany me  
on my Recorder -  
so I'll keep a steady rhythm.

I seem to need a small group of friends  
to help me see world events,  
and remind me to give my opinion  
to government leaders.

I'm thankful for a few friends who've had  
strokes, and knee and hip replacements.  
I've learned a bit more about caring  
for my body.

I recognize the importance of having  
one or two friends whom  
I can depend on to pray for me.

I have one teacher/friend - who still,  
at age 97 has never "lost her class."  
She exemplifies gracious living.

There's a new friend in my Senior Village  
who has taught me to appreciate  
the word "contentment."

I value children and grandchildren  
and nieces and nephews as friends.  
They share time with me  
and keep me in touch with youth.

I enjoy the friends who will play cribbage,  
or word games with me. The human  
touch is much more satisfying than  
computer competition.


And, Oh, I need friends who share  
their list of best books to read.


I seek out a few older cousins, as friends.  
They remind me of our heritage, and  
share family stories, so I can  
settle those memories - in my soul.

For me - one friend will not do.

*Eunice Holtz*





THERE IS MAGIC AND WONDER  
 IN FLIGHT  
 NEW VIEWS LAID OUT BELOW YOUR FEET  
 DREAMS TAKE WING  
 PAST WISPS OF CLOUDS BEYOND THE BLUE   
 LET YOUR IMAGINATION SOAR





PERHAPS TIME FLIES  
BUT SO DO

# FAIRIES



ON MAGICAL SUMMER DAYS  
YOU MAY CATCH A GUMPSE  
AS THEY FLIT FANCIFULLY  
LAUGHINGLY


let your DREAMS take flight.





AS LONG AS I CAN REMEMBER  
THERE WAS SOMETHING.....

NOT ONLY THE GIRLISH DELIGHT  
IN LONG DRESSES, SEQUINS AND CROWNS,  
THOUGH THERE WAS THAT TOO...



BUT ALSO A SENSE OF WONDER,  
WHIMSY, MYSTERY AND MAGIC



THAT POEM ABOUT SOMEONE KNOCKING  
ON MY WEE SMALL DOOR



THE SEARCH FOR THE RING OF MUSHROOMS  
MARKING A DANCING PATH



THE DEMANDS TO TAKE BALLET IN ORDER  
TO GET A TUTU



Childhood has its own way of  
seeing, thinking, and feeling, and  
nothing is more foolish than to try  
and substitute ours for theirs.

*Rousseau*





AND THEN ALONG CAME THE SERIOUS BUSINESS OF GROWING UP  
THE UNCERTAINTY. THE INSECURITY OF ADOLESCENCE.  
THE OUGHTS AND THE SHOULD, OFTEN SELF-IMPOSED.  
THE SHYNESS AND THE QUIET.

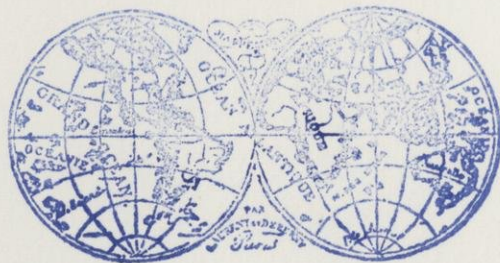
WELL, TO BE HONEST,  
MUCH OF IT WAS THERE <sup>ALL</sup> ALONG.

I STUDIED THE EARTH  
THE MINERALS. THE LANDFORMS.



FLIGHT, IN A PLANE,  
WAS TRAVEL, ADVENTURE  
AND I ALWAYS LOVE THE VIEW FROM THE WINDOW SEAT  
PATTERNS ON THE LAND, LIVES IN MINIATURE  
WONDER AND AMAZEMENT.

BUT ANOTHER PART OF ME WAS GROUNDED  
CONFINED TO THIS EARTHLY REALM





U n t i l

I EMERGED FROM MY COCOON  
WITH HELP FROM JEN, JEN, GINGER, KATHY, KATIE...  
AND THEN A WHOLE

F L O C K

THERE IS SILLINESS . SPARKLE . TULLE .

SO MUCH HAPPY ENERGY

THAT I AM OVERCOME WITH JOY


SOMETIMES IT IS HARD TO CONCENTRATE OR FOCUS

BUT THERE IS MAGIC

THERE ARE FAIRY TEA PARTIES

AND FAIRY BAPTISMS

THERE IS LAUGHTER



AND THAT IS WHY

F

i s f o r

f L i g h t



The world of reality has its limits; the world of imagination is boundless.  
*Jean-Jacques Rousseau*

MAGIC HAPPENS  
TO THOSE WHO BELIEVE  
IN FAIRIES



AND NOW I PUT WINGS ON

every DAY



How does  
one  
become a  
butterfly  
she  
asked  
pensively.  
You must  
want to  
fly so  
much  
that you  
are  
willing  
to give  
up being  
a  
caterpillar.  
TRINA  
PAULUS ...



If you think I am having more fun  
than anyone on this planet you  
are absolutely correct.

Hafiz

F is for flight by Laura Tomoko Pinau March 2006

for Banjo Jasper,



love Sevuss P. PAWS



... i needed the light of your energy  
i looked around devouring hope.  
i watched the void without you that is like a house,  
nothing left but tragic windows.

Out of sheer faciturnity the ceiling listens  
to the fall of the ancient leafless rain,  
to feathers, to whatever the night imprisoned:

So i wait for you like a lonely house  
till you will see me and live in me.  
Till then, my windows ache.

~pablo Neruda~

## Colophon

*A bone folder is an essential tool for book makers.  
It creases paper to a nice, crisp fold.*

Originating in Madison, Wisconsin, the Bone Folders' Guild is a group of people who share a love for the book as art. The Bone Folders' Guild was founded in February 2001 by a group of artists who desired to meet like-minded book artists to learn, support, and encourage each other artistically. We share a passion for creating books as a form of artistic expression.

Members of the Bone Folders' Guild who created  
the Sixty Books include:

**Suzanne Berland, Susie Carlson, Carol Chase Bjerke,  
Nan Killoran, Laura Komai, Kathy Malkasian,  
Nancy Schoenherr, Tricia Schriefer, Karen Timm,  
Alexis Turner, Marilyn Wedberg,  
Carey Weiler, Kristin Yates.**

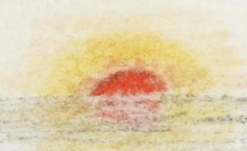

The text block paper used in all books is Arches Cover White, 270 gsm., 35.25" x 24.75" 100% cotton, acid free paper. Cover paper, cloth and other original embellishments were chosen by the book artists.

The Bone Folders Guild would like to thank Alison Jones Chaim for her thoughtful guidance through this process. Huge thanks to the South Central Library System for their cooperation with this project. Also, we send a gracious thank you to Madison CitiARTS for its financial support.





*Michael J. G.*  
*Michael J. G.*  
10-04-06  
migu2k1@yahoo.com



06

BROEN

MIEAN



This book opens  
4 different ways  
with different  
pages showing  
for each opening.  
Please don't force  
book to open to  
show a "hidden"  
page for a  
different opening.

Thanks!



Nowhere Stair  
Spyros I. Heviadis 2006  
[www.MeditationOfTheMind.com](http://www.MeditationOfTheMind.com)

"We all do what we have to do"  
He tells her.

She hears what he says -  
She hears what he does not say -

That one day,  
like the Cheshire cat


he will begin to disappear from her life  
till, finally,  
the more and more she looks  
the more and more  
he isn't there.



Time  
frays  
the edges  
of  
memory

DIRECTIONS..... Sit in a quiet undisturbed  
Place.. With a soft dim light..  
And Listen With Your HEART.....  
.. And if I spelled any thing wrong  
Its Gods fault .. HE was sposed  
2 make Me Perfect.....

S.



9/9 Gardner  
2006

M M M  
8 yrs old



imagined garden  
Maurice

This book opens 4  
~~the~~ different ways  
with different  
pages showing  
for each opening.  
Please don't force  
book to open to  
show a "hidden"  
page for a  
different opening.

# 43 Forty-Third Poem

for Alison  
by Jim Danky

Books books books books  
books BOOKS books books  
books books books books  
books books books BOOKS  
and ZINES

Calligraphy by Erin Batzkefer.





Jana Bucher  
age 12 5-14-06


# Birth of a Paper Bird




① Start with a perfect square



② Fold in half diagonally and open



③ Fold opposite side diagonally also. Open.




④ Open to white side




⑤ Fold in half horizontally



⑥ Fold opposite side horizontally also



⑦ Push opposite ends to center to form square



⑧ Fold edge from open top to center



⑨ Fold opposite edge to center



⑩  
Turn over



⑪  
Fold edge from  
open top to  
center



⑫  
Fold opposite  
edge to center



⑬  
Turn top to  
bottom




⑭  
Fold top  
triangle  
down



⑮  
Lift top  
triangle and  
open doors  
top to bottom  
and flatten along  
folds




⑯  
Repeat on  
opposite  
side




⑰  
Take one bottom  
flap, open and  
push and fold  
up inside the  
top wing



⑱  
Repeat on  
opposite  
side



⑲  
To form head  
flatten part of  
top after opening,  
turn down and  
flatten.



Summerland 09/06

July 05 Suzanne Bellad

