



LIBRARIES

UNIVERSITY OF WISCONSIN-MADISON

Badgers women's basketball 2000-2001.

Flarup, Tamara J.

[Madison, Wisconsin]: UW Publications, 2023-01-17

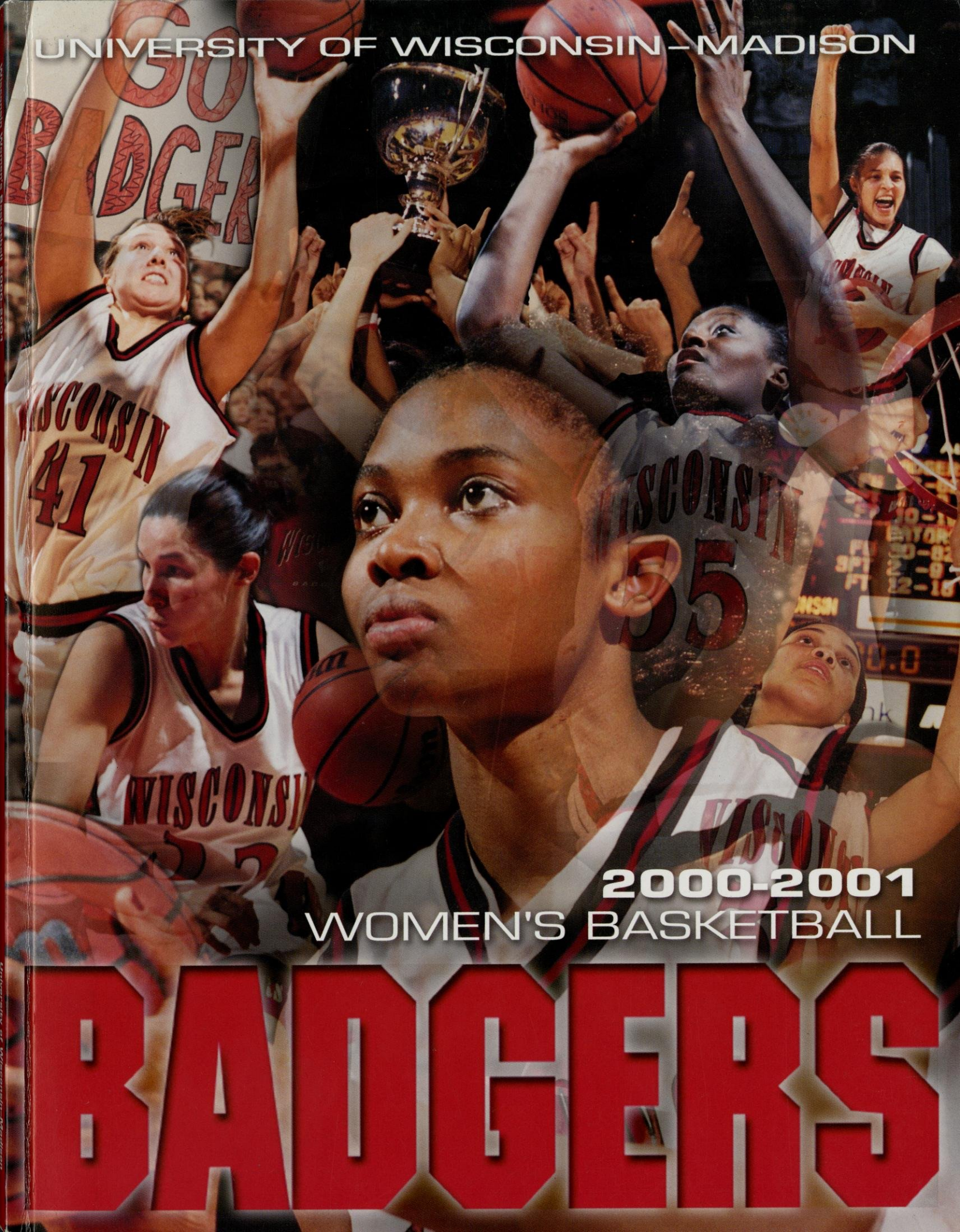
<https://digital.library.wisc.edu/1711.dl/GGIE66N6OXXB28N>

<http://rightsstatements.org/vocab/InC/1.0/>

The libraries provide public access to a wide range of material, including online exhibits, digitized collections, archival finding aids, our catalog, online articles, and a growing range of materials in many media.

When possible, we provide rights information in catalog records, finding aids, and other metadata that accompanies collections or items. However, it is always the user's obligation to evaluate copyright and rights issues in light of their own use.


UNIVERSITY OF WISCONSIN—MADISON



2000-2001
WOMEN'S BASKETBALL

BADGERS

Postseason Honors Candidates



◀ LaTonya Sims

6-3 Senior Forward
Racine, WI

- 2000 Second team all-Big Ten
- 1999 First team all-Big Ten
- 1998 Big Ten Freshman of the Year
- 1999 and 2000 WNIT all-tournament team

Tamara Moore ▶

5-11 Junior Guard
Minneapolis, MN

- 2000 Honorable Mention all-Big Ten
- 1999 and 2000 WNIT all-tournament team (2000 WNIT MVP)



◀ Jesse Stomski

6-3 Junior Forward
Oakdale, MN

- 1999 Big Ten Freshman of the Year
- 1999 and 2000 Second team all-Big Ten

Nina Smith ▶

6-4 Sophomore Center
Waterloo, IA

- 1999 *USA Today* and *Parade* Prep Player of the Year
- 1999 WBCA/Rawlings Prep Player of the Year



2000-01 Wisconsin Women's Basketball



Contents

Radio/TV Roster	2
Badger Numerical Roster	3
Badger Quick Facts/Road Headquarters	4
Regular Media Outlets	5
Media Information	6
1999-00 Season Review	8
2000-01 Season Preview	9
Q & A with Coach A	10
BadgerBall Support Staff	14
Coaching Staff	15
Jane Albright, Head Basketball Coach	16
Assistant Coaches Kate Peterson, Erika Lang-Montgomery	20
Kelly Kenny, Melissa Bruner, Dir. of Basketball Operations	21
Player Profiles	22
Newcomers	46
Badger Records	47
Year-by-Year Leaders	47
Career Records	48
Freshmen Records	50
Individual Single Game Records	52
Individual Single Season Records	54
Team Single Game Records	56
Team Season Records	57
Field House Records	58
Kohl Center Records	59
Attendance Records	60
1999-00 Statistical Review	61
Final Statistics—Cumulative and Big Ten	61
Individual Superlatives	62
Stats-at-a-Glance	63
Individual Game-by-Game Review	63
Team Game-by-Game Review	64
Team and Opponent Highs and Lows	65
1999-00 Box Scores	66
UW All-Time Highlights	74
NCAA Tournament History	76
Wisconsin in the National Polls	77
Individual Honor Roll	78
Letterwinners/All-Time Uniform Numbers	82
The Big Ten Conference	85
2000 Big Ten Conference Standings	86
2000 All-Conference Team	86
2000 Conference Statistical Leaders	87
2001 Big Ten Composite Schedule	88
Big Ten Opponents	89
Non-Conference Opponents	99
Records Versus Opponents	105
All-Time UW Tournament Results	109
Season-by-Season Results	110
All-time Program and Coaching Records	116
The Kohl Center	117
Badgers Travel the World and the USA	120
Promoting the Badgers—Posters	124
The Wisconsin Experience	125
2000-2001 Schedule	Back Cover



Wisconsin On-Line

The Internet's World Wide Web

Wisconsin Intercollegiate Athletics

<http://www.uwbadgers.com>

General UW Campus Information

<http://www.wiscinfo.wisc.edu/>

City of Madison, Wisconsin

<http://www.ci.madison.wi.us>

The Big Ten Conference

<http://www.bigten.org>

Brochure Credits

Written by Tamara J. Flarup

with assistance by Jon Laven,

Rob Jansen, and Dan Uttech,

UW Women's Sports Information

Designed by

Barry Carlsen, UW Publications;

editorial assistance by

Linda Kietzer

Contributing

Photographers: Jay Salvo,

Del Brown, Greg Anderson,

Dave Stluka, Jeff Miller,

Greg Sutter (WIS Milk Marketing

Board), Dan Jirovec,

Tam Flarup, Jane Albright

Radio/Television Roster



1

Candace Smith
Guard ■ 5-6 ■ So.
Madison, WI
West



3

Rachel Klongland
Guard ■ 6-0 ■ Sr.
Sun Prairie, WI
Sun Prairie



11

Judy Ebeling
Guard ■ 5-9 ■ Sr.
Bloomington, MN
Thomas Jefferson



22

Leah Hefte
Guard ■ 5-11 ■ So.
McFarland, WI
McFarland



25

LaTonya Sims
Forward ■ 6-3 ■ Sr.
Racine, WI
Washington Park



30

Tamara Moore
Guard ■ 5-11 ■ Jr.
Minneapolis, MN
North Community



32

Kyle Black
Guard ■ 5-11 ■ Jr.
Indianapolis, IN
North Central



41

Jessie Stomski
Forward ■ 6-3 ■ Jr.
Oakdale, MN
Tartan



43

Kristi Seeger
Forward ■ 6-0 ■ So.
Stoughton, WI
Stoughton



44

Emily Ashbaugh
Center ■ 6-5 ■ Fr.
Woodinville, WA
Redmond



45

Krista Bird
Center ■ 6-3 ■ Sr.
Owatonna, MN
Owatonna



52

Sarah Jirovec
Center ■ 6-4 ■ Jr.
Stevens Point, WI
SPASH



55

Nina Smith
Center ■ 6-4 ■ So.
Waterloo, IA
West



Asst

Kate Peterson
Assistant Coach
Fourth Year
UW-Stevens Point, '91



Asst

Erika Lang-Montgomery
Assistant Coach
First Year, Florida '95



Asst

Kelly Kenny
Assistant Coach
Third Year
Oakland U., '82



Coach

Jane Albright
Head Coach
Seventh Year
Appalachian St. '77



2000-01 Wisconsin Basketball Roster



2000-01 Badger Team L-R 1st Row: Sarah Jirovec, Jessie Stomski, Nina Smith, Emily Ashbaugh, Krista Bird, LaTonya Sims;
2nd Row: Tamara Moore, Rachel Klongland, Kristi Seeger, Judy Ebeling;
Back Row: Kyle Black, Leah Hefte, Candas Smith

Numerical

Name	Pos.	Ht.	Yr.	Hometown (High School)
1 Candas Smith*	G	5-6	So.	Madison, WI (West)
3 Rachel Klongland***	G/F	6-0	Sr.	Sun Prairie, WI (Sun Prairie)
11 Judy Ebeling***	G	5-9	Sr.	Bloomington, MN (Thomas Jefferson)
22 Leah Hefte*	F	5-11	So.	McFarland, WI (McFarland)
25 LaTonya Sims***	G/F	6-3	Sr.	Racine, WI (Washington Park)
30 Tamara Moore**	G/F	5-11	Jr.	Minneapolis, MN (North Community)
32 Kyle Black**	G	5-11	Jr.	Indianapolis, IN (North Central)
41 Jessie Stomski**	F	6-3	Jr.	Oakdale, MN (Tartan)
43 Kristi Seeger*	F	6-0	So.	Stoughton, WI (Stoughton)
44 Emily Ashbaugh	C	6-5	Fr.	Woodinville, WA (Redmond)
45 Krista Bird***	C	6-3	Sr.	Owatonna, MN (Owatonna)
52 Sarah Jirovec**	C	6-4	Jr.	Stevens Point, WI (SPASH)
55 Nina Smith*	C	6-4	So.	Waterloo, Iowa (West)

* Denotes number of letters won

Alphabetical

44 Emily Ashbaugh
45 Krista Bird
32 Kyle Black
11 Judy Ebeling
22 Leah Hefte
52 Sarah Jirovec
3 Rachel Klongland
30 Tamara Moore
43 Kristi Seeger
25 LaTonya Sims
1 Candas Smith
55 Nina Smith
41 Jessie Stomski

By Eligibility

1 Freshman

44 Emily Ashbaugh

4 Sophomores

1 Candas Smith
22 Leah Hefte
43 Kristi Seeger
55 Nina Smith

4 Juniors

30 Tamara Moore
32 Kyle Black
41 Jessie Stomski
52 Sarah Jirovec

4 Seniors

3 Rachel Klongland
11 Judy Ebeling
25 LaTonya Sims
45 Krista Bird

Pronunciation

11 E bal ing
30 Tah MAR a
MOORE
32 KILE Black
44 ASH baw
52 SARA
Juh RO vec

Coach Jane ALL bright

Head Coach:

Jane Albright
UW Record: 117-64 (6 yrs)
Big Ten Record: 57-38 (6 yrs)
Career Record:
305-174 (16 yrs)

Assistant Coaches:

Kate Peterson
Erika Lang-Montgomery
Kelly Kenny

Dir. of Basketball Operations:

Melissa Bruner

Managers:

Mark Ciociola, Brook McIntyre,
Eric Ferris

Event Coordinator:

Ryan Sondrup

Marketing and Promotions:

Kevin Kluender

Strength Coach:

Scott Hettenbach

Tickets:

Matt Ulery

Athletic Trainer:

Becky Nelson

Team Physicians:

Dr. David Bernhardt
Dr. Kathleen Carr
Dr. Ben Graf

Videographer:

George Platt

Equipment Manager:

Gary Poels

Sports Information:

Tamara J. Flarup, Director
Diane Nordstrom, Associate
Paul Capobianco, Assistant
Katie Blum, Intern

SID Office:

(608) 263-5502
FAX: (608) 265-8051
Media Row: (608) 265-4333

On-Line: www.uwbadgers.com



Badger Quick Facts & Road Headquarters

Quick Facts

School: University of Wisconsin-Madison

Location: Madison, WI

Population: 200,814

Enrollment: 40,740

Nickname: Badgers

Mascot: Bucky Badger

Colors: Cardinal and White

School Song: "On Wisconsin!"

Athletic Conference Affiliations:

Big Ten—Intercollegiate Conference of

Faculty Representatives

NCAA—National Collegiate Athletic

Association, Division I

Chancellor: David W. Ward

Athletic Board Chairman:

Professor David M. McDonald

Athletic Director: Pat Richter

Associate Director—Women's

Basketball: Cheryl A. Marra

Women's Sports Information

Director: Tamara J. Flarup

Office: (608) 263-5502

Home: (608) 238-3650

E-Mail: tjf@athletics.wisc.edu

Fax: (608) 265-8051

UW Media Row (KC): (608) 265-4333

UW Media Row (FH): (608) 263-2249

Head Basketball Coach:

Jane Albright (608) 263-5506

jga@athletics.wisc.edu

Coaching Records:

Career Record: 305-174 (.637) 16 years

UW Record: 117-64 (.646) 6 years

Big Ten Record: 57-39 (.594) 6 years

Assistant Coaches:

Kate Peterson (608) 262-8247

klp@athletics.wisc.edu

Erika Lang-Montgomery (608) 263-4225

elm@athletics.wisc.edu

Kelly Kenny (608) 265-9892

kmk@athletics.wisc.edu

Director of Basketball Operations:

Melissa Bruner (608) 265-8643

mab@athletics.wisc.edu

Basketball Fax: (608) 265-4355

Mailing Address:

601 West Dayton

Madison, WI, 53715-1206

Athletic Ticket Office: (608) 262-1440

1999-00 Record: 21-12

2000 Big Ten Record/Finish:

8-8/T5th—beat Minn. lost to Purdue in 2nd round of Big Ten conference tourney

2000 Post Season Appearance:

WNIT tournament champions-5-0 record

Starters Returning/Lost:

3/2

Letterwinners Returning/Lost:

12/4

All-Time Program Record:

351-360 (.494) 26 years

All-Time Big Ten Record:

132-180 (.423) 18 years

All-Time Home Records:

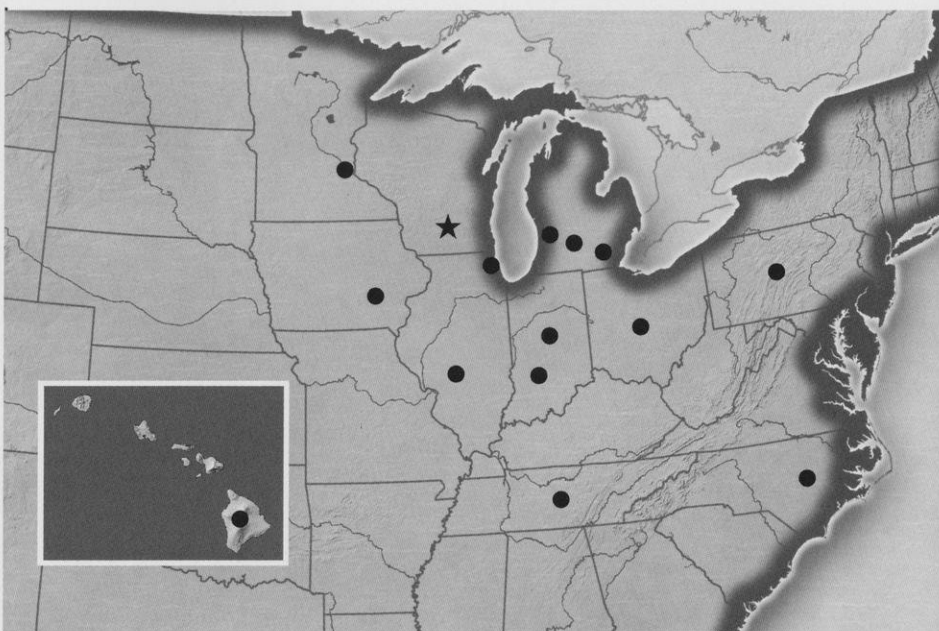
199-120 (.624) 26 years

Kohl Center Record:

31-8 (.795 since Jan. of 1998)

Coach Albright's Home Record:

68-14 (.829 since 1994-95)



Road Headquarters

Nov. 17-19: at N.C. State Tournament

Homewood Suites

100 Macalysen Court

Cary, NC 27511

Phone: (919) 467-4444

FAX: (919) 467-3074

Dec. 2-3: at Tennessee

Hyatt Regency Knoxville

500 Hill Ave. SE

Knoxville, TN 37915

Phone: (865) 637-1234

FAX: (865) 522-5911

Dec. 6-10: at Hawaii Tournament

Hawaiian Regent @ Waikiki Beach

2552 Kalakaua Avenue

Honolulu, HI 96815

Phone: (808) 922-6611

FAX: (808) 921-5255

Jan. 3-4: at University of Michigan

Ypsilanti Marriott at Eagle Crest

1275 South Huron

Ypsilanti, MI 48197

Phone: (734) 487-2000

FAX: (734) 481-0700

Jan. 10-11: at Michigan State

East Lansing Marriott at University Place

300 M.A.C. Avenue

East Lansing, MI 48823

Phone: (517) 337-4440

FAX: (517) 337-5001

Jan. 26-27: at University of Iowa

Sheraton Hotel Iowa City

210 South Dubuque Street

Iowa City, IA 52240

Phone: (319) 337-4058

FAX: (319) 337-9045

Jan. 16: at UW-Milwaukee

game day transportation; no overnight

Jan. 24-25: at University of Illinois

Jumer's Castle Lodge

209 South Broadway

Urbana, IL 61801

Phone: (217) 384-8800

FAX: (217) 384-9001

Jan. 27-28: at Purdue University

University Inn & Conference Center

3001 Northwestern Avenue

West Lafayette, IN 47906

Phone: (765) 463-5511

FAX: (765) 497-3850

Feb. 7-8: at Indiana

Century Suites

300 S.R. 446

Bloomington, IN 47401

Phone: (812) 336-7777

FAX: (812) 336-0436

Feb. 10-11: at Northwestern

The Westin on Michigan Avenue

909 North Michigan Avenue

Chicago, IL 60611-1531

Phone: (312) 943-7200

FAX: (312) 943-9347

Feb. 21-22: at University of Minnesota

Marriott City Center

30 South 7th Street

Minneapolis, MN 55402

Phone: (612) 349-4000

FAX: (612) 332-7165

March 1-4: at Big Ten Tournament

Hilton Grand Rapids Airport

4747 - 28th Street SE

Grand Rapids, MI 49549

Phone: (616) 957-0100

FAX: (616) 957-2977

Wisconsin Regular Media Outlets



Television

Television	Phone	Fax	Address
Channel 3, WISC-TV (CBS)	608-276-7400	608-271-0800	7025 Raymond Rd., Madison, WI 53711
Channel 15, WMTV (NBC)	608-274-1520/7817	608-441-0180	615 Forward Dr., Madison, WI 53719
Channel 27, WKOW (ABC)	608-274-6118	608-274-9569	P.O. Box 100, Madison, WI 53701
Channel 47, WMSN (FOX)	608-833-0047	608-833-5055	7847 Big Sky Dr. Madison, WI 53719
Channel 21, WHA (PUBLIC TV)	608-263-4222	608-263-9763	7051 Vilas Hall Madison, WI 53706

Radio

Madison Radio Group WIBA AM & FM, ESPN Radio 1070 WTSO AM, WZEE FM WMLI, WMAD	608-271-5766	608-276-9422	2651 S. Fish Hatchery Rd Madison, WI 53711
Results Radio WTDY, WMGN, WJJO WWQM/WHIT (The Team)	608-271-1301 607-271-6611	608-271-3822 608-271-0400	2740 Ski Lane Madison, WI 53713
WOLX/WMMM/WYZM	608-321-0941	608-273-0025	7601 Ganser Way Madison, WI 53719
WTMJ (Milwaukee)	414-223-5221	414-223-5298	720 E. Capitol Dr., Milwaukee, WI 53212
Wisconsin Radio Network	608-251-3900	608-251-7233	302 E. Washington Ave. Madison, WI 53703

Newspapers

Wisconsin State Journal	608-252-6165 800-686-1339	608-252-6194	P.O. Box 8058, Madison, WI 53708
Capital Times	608-252-6474	608-252-6445	P.O. Box 8060, Madison, WI 53708
Milwaukee Journal/Sentinel	414-224-2310 800-456-5943 ext. 2310	414-224-2049	333 W. State St., Milwaukee, WI 53201
Isthmus	608-251-5627	608-251-2165	101 King St., Madison, WI 53703
Badger Herald	608-257-4712	608-257-6899	550 State St., Madison, WI 53703
Daily Cardinal	608-262-5857	608-252-0404	821 University Ave. Madison, WI 53706
Chicago Tribune	312-222-3478	312-828-9392	435 N. Michigan Ave., Chicago, IL 60611
Chicago Sun Times	312-321-2664	312-321-9404	401 N. Wabash Ave., Chicago, IL 60611
USA Today	703-276-3714 800-872-3410	703-558-3901	1000 Wilson Blvd., Arlington, VA 22209

Wire Services

AP (Madison)	608-258-9235	608-255-8105	1901 Fish Hatchery Rd. Madison, WI 53713
AP (Milwaukee)	414-225-3580 800-242-9022	414-225-3599	922 N. 4th St., Milwaukee, WI 53203
AP (Chicago)	312-781-0511	312-781-9213	230 N. Michigan Ave., Chicago, IL 60601
UPI (Chicago)	312-781-1600	312-781-1603	203 N. Wabash, Chicago, IL 60611
Wheeler News Service	608-257-3247	608-257-4650	217 SW State Capitol, Madison, WI 53702

UW Media Row

Kohl Center: 608-265-4333

Field House: 608-263-2249

Media Information

Media Credentials

UW Women's Basketball credential requests should be made in writing and in advance through Tam Flarup at the Women's Sports Information Office, (608) 263-5502. Game-day credentials for the Kohl Center will be left at the main ticket office *will call* window located at Gate B.

Parking

Parking for media during Wisconsin basketball is reserved on a limited basis near the Kohl Center. Special arrangements must be made in advance. Please contact the Women's Sports Information Office for parking credentials at least one week in advance of the event.

Media Services

Working facilities for all media are located courtside at the Kohl Center. Electrical outlets are available at every seat. Telephone lines must be installed in advance of the game by calling Rex Owens at the Kohl Center, 608-265-4705. Event programs, media guides, event notes and computerized statistics will be available in the interview/work room adjacent to the main floor at the Kohl Center. The credentialed media entrance is on the Frances Street (East) side of the Kohl Center adjacent to the media parking area. The media entrance is open two hours before tipoff.

Photographers

Photographers may work from either end of the Kohl Center court in the section designated for photographers. Photographers may not work from in front of team and scoring benches, or in front of media row. Contact Rex Owens at the Kohl Center, 608-265-4705, to arrange for the rental of strobe lights.

Post-event Interviews

All post-event interviews will be conducted in the media interview room located adjacent to the Kohl Center main court. The large interview area contains recording couplers for hookup to the house sound system for TV and reporters. The visiting coach and players will be interviewed approximately 10 minutes following the completion of the event. The Wisconsin coaches and players will follow immediately. All requests for interviews should be



The University of Wisconsin benefits from its ties as a major institution in a top athletic conference, and from being the capital city. All three television network carriers are located in Madison as well as two daily newspapers, and two UW student papers. In addition, the Milwaukee daily paper and numerous area radio stations regularly cover Wisconsin sports.

directed to the sports information personnel prior to the completion of the event.

Practice and Interviews

The UW women's basketball practice is open to media and the public. Interviews are generally conducted after practice on Tuesdays or Wednesdays. Media must contact Tam Flarup at 608-263-5502 at least one day in advance to arrange player or coach interviews.

Jane Albright appears every Monday at the UW news conference at 1 p.m. in the Kohl Center. This season weekly Big Ten teleconferences with all 11 coaches will be held every Tues., 9-11 a.m. CST, beginning Jan. 2 through the Big Ten Tournament.

UW Information Retrieval

ONLINE: <http://www.uwbadgers.com>

The Wisconsin women's basketball news releases, statistics, box scores and post game story and quotes will be posted same day on the official UW athletics web pages. Athlete and coaching bios, photographs, daily news updates, weekly news conference recordings, and the national attendance survey conducted by Wisconsin will also be available.

FAX-ON-DEMAND

Call the Info Connection System at 800-300-2050 (you will need your own pin code). From your fax machine, enter the passcode and select the information you wish retrieve, then push the start button of your fax machine.

3230	Entire Wball Release
3231	Cumulative Statistics/Results
3232	Roster/Schedule
3233	Latest Game Report
3234	National Attendance Survey

Important Media Dates

Oct. 10	Coaches vs. Cancer News Conf.
Oct. 13	Midnight Madness (coed)
Oct. 14	Practice Begins
Oct. 29	Big Ten Media Day in Chicago
Nov. 2	Wisconsin Media Day
Nov. 7	First Exhibition Game
Nov. 18-19	Season Opens at NC State
Nov. 20	Teleconference for C vs. C
Nov. 22-24	Home Opener
	Coaches vs. Cancer Tournament
Dec. 28	Big Ten Games begins (Purdue)
Jan. 2	Wkly Big Ten Teleconferences begin
Feb. 27	Big Ten Tourney Teleconference
Mar. 1-4	at Big Ten Tournament
	Quarters & Semifinals FOX, Finals ESPN2
March 11	NCAA Bracket Released
March 16-19	NCAA First/Second Rnds.
March 24 & 26	NCAA Regionals
March 30 & April 1	NCAA Championships

Television Broadcasts

A record 15 UW games will be available regionally and nationally on television this season. BadgerBall will appear on Fox Sports

ESPN

Chicago twice, and Midwest Sports Channel (MSC) 10 times. In addition, seven games can be viewed locally and statewide via Wisconsin Public Television (WPT) and via local Madison cable station TVW.

Wisconsin Public Television is entering its ninth year of broadcasting Badger Women's Basketball on its statewide network. The WPT announce team features veteran announcer Ken Syke, and former UW assistant coach, Dawn Crim. Syke has been calling play-by-play on television for more than two decades at the high school and collegiate level.



Crim called women's hoops for Penn State as a graduate assistant there, and has a unique insight on BadgerBall drawn from her four years with the UW team. The former player at Virginia assumed a non-coaching position on campus this past summer.



WISCONSIN PUBLIC TELEVISION

The Midwest Sports Channel announce team features former NBC affiliate anchor Craig Coshun. Coshun is the voice of the UW men's team on ESPN Regional broadcasts, and has also announced UW volleyball matches.

The Badgers had their national network debut in 1998 in a thriller on CBS beating Georgia in overtime. Wisconsin has also appeared on ESPN and ESPN2 several times.



CBSSPORTS


THE BADGER TV SCHEDULE INCLUDES:

Nov. 24	COACHES VS. CANCER FINAL ESPN, 3 p.m.
Nov. 29	NEBRASKA (WPT/TVW) 7 p.m.
Dec. 28	PURDUE (WPT/TVW) 7 p.m.
Dec. 31	IOWA (WPT) 1:30 p.m.
Jan. 7	UW-GRN BAY (MSC/WPT) 1:30 p.m.
Jan. 14	at Iowa (FOX), 12 p.m.
Jan. 18	MINNESOTA (MSC) 7 p.m.
Jan. 21	INDIANA (MSC/WPT) 1:30 p.m.
Jan. 25	at Illinois (MSC) 7 p.m.
Feb. 1	NORTHWESTERN (WPT/TVW) 7 p.m.
Feb. 4	MICHIGAN STATE (MSC) 1:30 p.m.
Feb. 11	at Northwestern (MSC) 2 p.m.
Feb. 18	PENN STATE (FOX/MSC), 4 p.m.

Feb. 22 at Minnesota (MSC) 7 p.m.
Feb. 25 OHIO STATE (MSC/WPT) 1:30 p.m.
all times central standard time

Badger Radio Broadcasts

For the fifth-straight year, nearly all of the home and away UW women's basketball games will be broadcast by WIBA Radio 1310 AM or WTSO 1070 AM and Learfield Communications. Many games are available via the internet by contacting www.broadcast.com.



The radio voice of BadgerBall belongs to Brian Posick, sports director at WIBA and WTSO and morning sports anchor for WIBA and ESPN Radio 1070.

A communications graduate of UW-Stevens Point in 1989, Posick became the play-by-play announcer for the national champion Pointer hockey team. He arrived in Madison in 1991, and lobbied the station to catch up with the public's enthusiasm for BadgerBall. He begins his fifth full season as the "Voice of BadgerBall" for both home and away games.

Sports Information Staff

Directing the communications for the 12 women's sports in the Division of Intercollegiate Athletics is the responsibility of Director of women's sports information **Tamara J. Flarup**. She and her staff maintain close contact with local, regional and national media as well as the athlete's hometown media in providing information so the student-athletes may be better recognized for their athletic endeavors.

Flarup is a 25-year veteran in the sports information field and has been a member of the NCAA Communications Committee working every NCAA Women's Final Four since 1995. She has also served as a member of the national board of College Sports Information Directors of American (CoSIDA) for the past three years.

The office prepares news releases, designs sports brochures and media guides, creates promotional materials promoting post-season honors for athletes, and provides post-event results for print and electronic media, and the department's web pages. The staff also arranges interviews during the week, and provides media training to the athletes. of the University of Wisconsin Women's Sports Information Office.



Women's Sports Information Director, Tam Flarup, is your host for UW Women's Basketball.

Wisconsin Women's Sports Information Staff

Tamara J. Flarup, Director

Office: (608) 263-5502

Home: (608) 238-3650

tjf@athletics.wisc.edu

Diane K. Nordstrom, Assoc. Director

Office: (608) 262-9024

Paul Capobianco, Assistant

Office: (608) 263-1983

Katie Blum, Intern

Office: (608) 265-3545

SID FAX: (608) 265-8051

Kohl Center Media Row:

(608) 265-4333

SID Mailing Address

Camp Randall Stadium

1440 Monroe Street

Madison, WI 53711

WEB Address: www.uwbaders.com

1999-2000 BadgerBall Review

Wisconsin (21-12) won the Women's National Invitation Tournament (WNIT) defeating Florida in the championship final, 75-74 in Madison.

UW tied the most wins in program history (21) for the fourth time, and achieved its fourth 20-win season in the past six years under Coach Jane Albright.

It was Wisconsin's second-straight WNIT Championship final. The Badgers were runner-up WNIT champions in 1999 having lost to Arkansas, 67-64, in Fayetteville. Florida advanced to the finals with an 83-62 win over the defending WNIT champion.

Two Badgers were named to the five-person WNIT all-tournament team. **Tamara Moore**, the tournament MVP, and **LaTonya Sims** were repeat members of the WNIT all-tourney team having both been recognized in 1999.

Accomplishments

■ **FIRST TITLE:** With the WNIT win, Wisconsin achieved its first major championship basketball title, and closed out the year by tying the school record for most wins in a season (21) accomplished two other times by Albright's squads ('98, '95).

■ **20-WIN SEASON:** The Badgers accomplished their fourth 20-win season in Albright's six-year tenure with the win over Colorado State.

■ **MOST GAMES, ALMOST:** The Badgers played 33 games, the second most games played in UW history. Wisconsin's 1981-82 team played 34 games ending the season in the quarterfinals of the AIAW National Championship with a 21-13 record. Last season, Wisconsin played 32 games (18-14 record).

Notable UW Seasons

Wisconsin's 20-win seasons

Year	Overall	Coach
1999-00	21-12	Albright
1997-98	21-10	Albright
1995-96	21-8	Albright
1994-95	20-9	Albright
1991-92	20-9	Murphy
1981-82	21-13	Qualls

UW's Post Season Appearances

Year	Rounds	Coach
2000	WNIT CHAMPS	Albright
1999	WNIT 2nd place	Albright
1998	NCAA 1st Rnd	Albright
1996	NCAA 2nd Rnd	Albright
1995	NCAA 2nd Rnd	Albright
1992	NCAA 1st Rnd	Murphy

■ **CLOSE WINS/LOSSES:** The Badgers were 3-5 in games decided by five or less points.

■ **FIELD GOAL %:** UW shot better from the field than its opponents in all but eight games averaging .437 percent while opponents average .392 from the field. UW hit a school-record .604 percent against Ohio State Jan. 16.

■ **DEFENSE:** Wisconsin held 21 of 33 opponents to 40 percent or less from the field.

■ **ROAD RECORD:** Wisconsin, 9-8 in road games (3-1 neutral court), beat OSU Jan. 16 by 35 points, 80-45, the largest margin of victory over a Big Ten team on the road in UW history. Nine is the most road wins since 1995-96 when the team was 11-6.

■ BADGERS AT HOME

Although recording an uncharacteristic four losses at home this season with an 12-4 home mark, the Kohl Center is still a welcome place for the Badgers to play with a 30-8 record (.789 percent) since opening in January of 1998. Wisconsin closed the 2000 season with a seven-game home win streak.

The six-year Badger record at home under Coach Jane Albright is more ominous for opponents having won 83 percent (68-14) of the games since 1994-95 at both the Field House and the Kohl Center.

■ **JANE GAINS 300th WIN:** Coach Jane Albright got her 300th career victory over Minnesota March 2 in the first round of the Big Ten Tournament. She earlier recorded her 100th UW win on Dec. 1 over UW-Green Bay. She began the season ranked 60th among Division I active coaches by winning percentage, and 59th in total career wins.

■ **OVERTIMES:** Wisconsin set the NCAA record with six overtimes last year (5-1 mark), and had two OT wins in 1999-00. Albright is 10-1 in overtime victories at Wisconsin dating back to 1994.

■ ATTENDANCE IS AGAIN AMONG NATION'S BEST

Wisconsin drew 13,006 for the WNIT final with Florida, the fourth largest crowd ever at Wisconsin. UW drew 11,861 fans for the home-opener with Tennessee, the fifth best single game attendance in UW women's basketball history. UW recorded its second best season average at 7,732 per game, which ranks seventh in the nation in the national attendance standings compiled weekly by the UW Women's Sports Information Office.

Wisconsin set a cumulative attendance record of 136,182 in 18 home games in 1999, which ranked first in the Big Ten and

third in the nation behind Tennessee and Connecticut.

■ 1,000-POINT SCORERS

LaTonya Sims - Nov. 27 vs. Rutgers; currently ranks 8th in career scoring-1,451

Kelley Paulus - Feb. 10 vs. Minnesota; completed career ranked 12th in career scoring-1,123

■ ALL-TOURNAMENT TEAMS

Nebraska Inv.-Jessie Stomski MVP,

Kelley Paulus

Rutgers Inv.-Jessie Stomski,

Tamara Moore

WNIT Tourney-Tamara Moore, MVP;

LaTonya Sims

All-Big Ten Honors

■ THREE ACADEMIC ALL-BIG TEN

Wisconsin's Missy Konieczny, Erin Schmidt and Judy Ebeling were named to the Academic all-Big Ten team this winter.

■ ALL-BIG TEN HONORS

Wisconsin junior **LaTonya Sims** (Racine, WI) and sophomore **Jessie Stomski** (Oakdale, MN) were recognized as all-Big Ten second team members as announced by the Big Ten at the start of the Conference Championship in Indianapolis. Another Badger, sophomore **Tamara Moore** (Minneapolis, MN) earned honorable mention recognition by both the media and Big Ten coaches voting panels.

Sims, the 1998 Big Ten Freshman of the Year and an all-Big Ten first team member last season, earned recognition by the media panel and was honorable mention by the coaches group. Stomski, last year's Big Ten Freshman of the Year, was a second team placement by the coaches, and honorable mention by the media.

■ BIG TEN PLAYERS OF THE WEEK

Jessie Stomski, Nov. 22

Tamara Moore, Jan. 17

Lost to Graduation

The Badgers graduated two senior starters in 5-5 point guard **Dee Dee Pate** (Milwaukee, WI) (3.0 points/2.9 assists) and 6-0 second guard **Kelley Paulus** (LaCrosse, WI). A three-year captain and starter, Paulus added 11.0 points and 3.2 rebounds at shooting guard last season. Also graduating was **Missy Konieczny** (Portage, WI), a 6-2 forward who added 2.0 points and 2.2 rebounds.

1999-2000 BadgerBall Preview



The Badgers had a taste of what it was to finish the season strong and on a winning note wrapping up the 2000 WNIT tournament title by beating Florida, 75-74, to finish with their fourth 20-win season in the past six years at 21-12.

That momentum should translate into a team in search of another championship as Wisconsin figures to be in the Big Ten Conference title hunt this season. With the return of three starters, 80 percent of their scoring and 85 percent of their rebounding the Badgers should have a chance to be an impact team both regionally and nationally.


Returning Starters

Total success last season became elusive when UW's top-ranked recruit, 6-4 starting freshman center, **Nina Smith (Waterloo, IA)**, broke her right foot and sat out 17 games including almost the entire Big Ten season. Smith, a two-time first team *Parade* All-American and the 1999 WBCA and *USA Today* Player of the Year started nine games before her injury on Jan. 1. She contributed 10.5 points and 6.2 rebounds in 15 games, and returned in time for the Big Ten Conference tournament and WNIT tourney.

With Smith out, the Badgers juggled their lineup moving 6-3 senior forward **LaTonya Sims (Racine, WI)** inside where she led in scoring and rebounding with 14.6 points and 8.4 rebounds per game. She is the top returning rebounder in the Big Ten this year having ranked third in the conference last season.

Sims averaged a double-double in WNIT play with 17 points and 10.2 rebounds in five games. She had a season-high 28 points and cleared 16 rebounds, one shy of her career record, in the quarterfinal matchup with Michigan State. The 1998 Big Ten Freshman of the Year, Sims earned all-conference first team honors as a sophomore and second team mention as a junior. She has set her sites on Wisconsin's all-time scoring record (1,994) and needs 549 points to become UW's first 2000-point scorer.

Wisconsin's other twin tower, junior 6-3 forward, **Jessie Stomski (Oakdale, MN)**, added 13.6 points and was second in rebounding with 7.6 per game. She has followed in Sims footsteps first by being named the 1999 Big Ten Freshman of the Year, and by replacing UW's freshman scoring (459 points) and rebounding marks (tied with 214) set by Sims. Stomski was a second team all-conference honoree last season.



Junior Kyle Black is the highest ranking career three-point shooter on the team hitting 59-of-184 which ranks sixth in treys made and seventh in attempts.

Readying for a break-through season is 5-11 guard **Tamara Moore (Minneapolis, MN)**. The versatile junior will direct the squad from the point position this season after playing the 1, 2, and 3 positions the past two years. An all-Big Ten honorable mention player, Moore was the MVP of the WNIT tournament and led the team in steals and assists the past two years while averaging 13.5 points, 5.1 rebounds, 3.3 assists and 2.5 steals in 2000. She was one of the top scorers for the Big Ten All-Stars European Tour team this past summer averaging 11.4 points and 4.2 rebounds, while leading in assists with 3.6 and steals with 3.0 per game.

Other Returnees


Several top reserves will be making a push for starting positions including 5-11 junior **Kyle Black (Indianapolis, IN)**. Black has established herself as one of the main three-point threats hitting 23-81 for .284 percent last year. Black averaged 4.9 points 2.0 rebounds. **Krista Bird (Owatonna, MN)**, a 6-3 center, had her most productive year after two-straight seasons of playing injured and sitting out with fractures in her foot. She averaged 1.8 points and 1.9 rebounds in 10 minutes/game.

Nina Smith's freshmen classmates provided important minutes beginning with 6-

0 forward **Kristi Seeger (Stoughton, WI)**. Seeger was the first post off the bench when Smith was injured and averaged 2.1 points and 1.7 rebounds in seven minutes/game. More importantly, she had only nine turnovers the entire season. **Candas Smith (Madison, WI)**, a 5-6 point guard, never quite recuperated fully from a serious automobile accident she was involved in at the beginning of her freshman year. She averaged eight minutes/game and contributed 1.1 points and 1.1 assists while learning the role of point guard. **Leah Hefte (McFarland, WI)**, a 5-11 shooting guard, hit six of 10 three-pointers in the conference season and averaged 2.2 points in seven minutes/game. She had a single game career high of 12 points during the WNIT tournament.

The Recruit

UW's recruiting class consists of one player, but she is the Gatorade Player of the Year from the State of Washington. Emily Ashbaugh, a 6-5 lithe center from Woodinville, Wash., near Seattle, averaged 15.8 points, 9.1 rebounds, and 2.7 blocks per game. Among the other important abilities she brings to Wisconsin, Ashbaugh will also no doubt contribute to Wisconsin's stat as the tallest team in the Big Ten Conference three years running.



Wisconsin's frontline features two Big Ten Freshmen of the Year in senior LaTonya Sims and junior Jessie Stomski (above).



WISCONSIN

Women's Basketball

The Badgers hope to break new ground for success taking advantage of a plethora of returning players and capitalizing on the WNIT Championship experience last year. That tournament experience, coupled with the return of 80 percent of its scoring and rebounding, gives Wisconsin great hopes for a breakthrough season.

Considering you have had six consecutive winning seasons, a feat never seen before at Wisconsin, have you been surprised at what you have accomplished since your arrival in 1994?

Coach A: Given all the resources that we have, the staff and the players we have been able to draw, the fans, and all the other positive things, I'm not surprised because I think that those things have really helped us to be successful in what we're doing. I think that you always want to keep getting better and better each year and not think that you've tapered off. I hope that you will continue to see us climb a little more into that upper echelon of women's basketball programs.


What did it mean to win the first major basketball tournament title in program history last year?

Coach A: It was the first time in my coaching career that I'd won the final game of the season. I think it was more the way we won it that was so exciting for us and the fans. The quality of the tournament last year was much better than the year before from

the top to bottom teams. To be able to compete well in that field and come out the champion hopefully will be a springboard for what we hope to do in the future.

What can you take into this season from the strong WNIT finish?

Coach A: I think we take confidence. We take expectations. I hope we take a burn-



LaTonya Sims needs 549 points to become Wisconsin's first 2,000-pt. scorer. She collected 577 points as a sophomore, and has a 15.1 points per game career scoring average.

ing desire to be able to compete at a higher level. A tournament atmosphere is something you can't recreate anytime in your season. The thing we have to learn is that we have to compete that hard throughout the course of the year to make it an enjoyable March/April.

Talk about how the injuries affected the outcome of last season.

Coach A: On a scale of one to ten our injuries were a 10. And not just Nina's injury, but Candas' injury, too. We had a freshmen class we felt we would use extensively, but both of those injuries com-

"I hope we take a burning desire to be able to compete at a higher level (by winning the WNIT). A tournament atmosphere is something you can't recreate anytime in your season. The thing we have to learn is that we have to compete that hard throughout the course of the year to make it an enjoyable March/April."

Jane Albright

bined were devastating, not only physically but emotionally. Those two had weapons that the rest of us didn't have. I also think we shouldn't have let it affect us as much in the win/loss column. We could have, and should have done a better job of coming through it.

Talk about your hopes for LaTonya Sims as she closes in on the all-time scoring record and perhaps becomes the first 2000-point scorer ever at Wisconsin?

Coach A: Anytime you have someone entering her senior year with that much experience and success, that alone is enough to make a coach very excited about the upcoming year. I sat down with LaTonya at the beginning of the summer and talked with her about two goals that

would put her in a situation to have the best year she's ever had. One of them was to be in the best physical condition she's ever been in. When we tested early this year, she had her personal record in almost every area, so she definitely took that advice to heart and has worked very hard. I think you're going to see the LaTonya Sims that you saw in the Michigan State game in the WNIT. One that's very hungry for individual and team success, and one that is very dedicated to ensure that.

Discuss the luxury of having the majority of your scoring and rebounding back once again?

Coach A: We certainly have a lot of efficiency back with our scoring. When you look at the percentages of people scoring, I mean LaTonya and Jesse at one time were close to 60 percent in their careers. When Nina got hurt she was at the top in the Big Ten in percentage. Tamara Moore has improved her shooting tremendously over the summer and we would expect her to be a scoring threat from the outside, not just as a penetrator. Kyle Black is a very efficient guard. I think that Leah Hefte is going to prove to be a very good scorer. Not only do we have a lot of points returning, but I think we have kids who have scored efficiently. What's much more important than their ability to score is their ability to score efficiently.

Who are your projected starters this season, and give a little description on how each might contribute.

Coach A: If we played the first day of practice, based on what I've seen with our conditioning, and also what experience has taught me, we would have Tamara Moore at point guard, Kyle Black would be the 2, LaTonya Sims would be the 3, Jesse (Stomski) and Nina (Smith) would be inside. I think that's a lot of experience. Tamara certainly has proven that she is a leader to us and wants to have the ball in her hands. The experience she gained this summer on the Big Ten tour at that position will help her. I think that's an exciting group, but I think it's also very exciting when you look at the people we bring off the bench. They add tremendously to this group, and we have options for a lot of different kinds of basketball.

What would be the depth chart at each position?

Coach A: Point guards: Tamara Moore, Candace Smith, Judy Ebeling
Two guard: Kyle Black, Leah Hefte, Rachel Klongland, Moore
Three: LaTonya Sims, Kristi Seeger, Moore
High Post: Krista Bird, Jesse Stomski
Low post: Nina Smith, Sarah Jirovec and Emily Ashbaugh

It is unusual to have a recruiting class of just one. What will Emily Ashbaugh do for the program right away?

Coach A: Emily had a great senior year. She was the player of the year in the State of Washington, her team was in the state championship. She again proved to not only be a great rebounder and defensive player, which is what we thought when we signed her, but she proved she is very good at scoring. There's not a lot of people I've ever signed that I think would be comfortable with a class of one, but we asked Emily right up front "are you alright with this", and she smiled and said "absolutely." She's a very unique individual, has a lot of

"We have a blend of talented youth and experienced players, and it's time to really compete. We definitely are expecting success. We should be a better defensive team, a better offensive team, we should be physically stronger, quicker, faster, lots of things."

Jane Albright

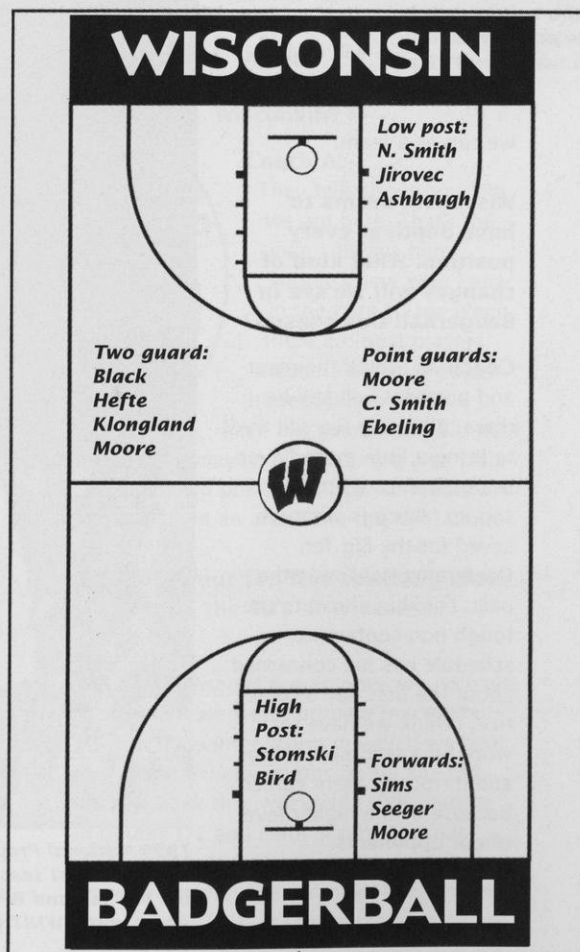
confidence, has a lot of athletic tools, I think mentally, physically and emotionally she's going to give us a real spark.

You have had several top-10 recruiting classes including the national player of the year. How do you react to those that say, "Big things are not just being hoped for at Wisconsin, they are expected"?

Coach A: I welcome that statement, I certainly know how these players feel. The important thing is how our players perceive where we are and where we're going. I think they know it's time. We can't say we're just young anymore without any experience. We have a blend of talented youth and experienced players, and it's time to really compete. We definitely are expecting success. We should be a better defensive team, a better offensive team, we should be physically stronger, quicker, faster, lots of things.

With some of the nation's top recruits, do you see Wisconsin positioning itself and becoming a higher profile basketball school?

Coach A: That's our goal. We certainly feel we have done exactly what we need to hang out with the people you're implying. We've got to prove we can compete with them in the arena of competition and not just recruiting.





Tamara Moore should earn her 1,000th point this season as she starts the year with 792 points. She had a career year in scoring last season averaging 13.5 points per game.

Wisconsin almost buried the Big Ten tournament stigma of early round losses last year. How close are the Badgers to becoming a semi-final round or championship finals team?

Coach A: The jury's still out on that one. We certainly played the best basketball game (vs. Purdue) we've played in the brief history of the Big Ten tournament, which was really encouraging. What's not encouraging is that we didn't play well enough in the course of the year and as a result we had a low seed where we had to play the monster on their home court. We were in a situation where we would have had to play our very best game to win. What we need to do is position ourselves a little better. Earlier in my career here we had positioned ourselves for a number three spot. But then we didn't do well. That would be our goal—to be more of an upper division team and hopefully have a little more confidence.

Statistically the Badgers averaged 40 rebounds to 37 by opponents, and played good defense holding teams at .392. UW hit .432 percent from the

field, and averaged 20 turnovers to opponents
19. What are going to be your points of emphasis this year?

Coach A: Turnovers certainly have been our stigma. They have really just come to haunt us at specific times throughout the past several years. It's going to be a very key thing for us to eliminate turnovers by being able to make quick and accurate decisions with the ball. Rebounding will continue to be an emphasis. I think post defense is something that we've got to continue to get better at. Post players have been able to score very efficiently on us. I like the way we mixed up our defenses much better last year. We will be continuing to do that. I think one of our major points of emphasis will be just to compete as hard as

we can as a team.

Wisconsin seems to have depth at every position. What kind of changes will we see in BadgerBall this season?

Coach A: I think the meat and potatoes will still be there. This year we will try to bring a little more flavor to our lineups a little sooner, which is what we saved for the Big Ten Conference season in the past. Looking ahead to the tough non-conference schedule has me concerned about the first day of practice. I think we have to work on a few more things and introduce them earlier because of the higher level of our opponents.


What do you anticipate are the team's strengths?

Coach A: Most likely our experience. We haven't had that in the past, with so many key people playing lots of minutes. I feel our versatility is also a strength.

Have you identified any certain weaknesses to begin the season?

Coach A: Our shooting from the outside last season by the guards. I think they have worked hard to improve that. If we can knock a couple of those down it will change the course of our season.

UW's strength of schedule ranked 20th in the nation last year and fifth the year before. UW starts out with potentially six NCAA qualifiers from last year. What are your hopes by the semester break?



1999 National Prep Player of the Year, Nina Smith, missed 17 games last season with a broken foot. She returned for the Big Ten and WNIT tournaments, and had her finest game in the WNIT final with career marks of 16 points and 12 rebounds.

"One of the top memories of my time at Wisconsin would have to be winning the (2000) WNIT Championship game here at the Kohl Center with the large crowd, and the way we won at the end against a tough SEC team."

Jane Albright

Coach A: To still have the confidence to compete in the Big Ten. To gain some success and understand that we are not just saying what we want to do, but we are actually doing it (competing hard). We have to win some of those games considering some of them are at home. And to stay healthy.

What does it mean to have the Coaches vs. Cancer tournament here?

Coach A: It is one of the most exciting events of my career. We are ecstatic to host this tournament, not just because of the caliber of teams that will come to Madison, but because of our opportunity to contribute to one of the greatest causes.

Comment about switching to the Thursday-Sunday Big Ten competitive schedule initiated last year.

Coach A: We (the coaches) have been highly criticized for that. But our fans need to remember every decision in our program should be made for the student-athlete. There is no question that Thursday-Sunday is much better for them. One day preparation and rest between a big, big game in the Friday-Sunday schedule is almost an impossible physical task to turn around. I think you will see fewer injuries in the Big Ten season. You'll see better preparation for the games and better competition on those Sunday afternoon games. It won't be as convenient for the

fans, but they will adjust. It should be the outside adjusting and not the inside. Although we are a form of entertainment, there's no question in my mind that this is the right thing.

You have had six former Wisconsin and NIU players playing in the professional ranks including three in WNBA this past summer. What does it say to recruits to have athletes with professional resumes?

Coach A: I think it still says that hopefully their dreams can come true, and we can prepare them for that. I feel we can double that in the next couple of years, so that's where the real positive thing is. It's really exciting to have had an influence on some of those players.


What do you hear other coaches saying about Wisconsin?

Coach A:

They talk about how big we are here. That's the joke I always hear. People know who I am in the gym to see when there are post players present. We have gotten the reputation that we have big guards and big post players. Coaches are also starting to talk about how fortunate we are to play in an arena like the Kohl Center.

What are your top five coaching memories from the 90's at Wisconsin (1994-00)?

Coach A: Wisconsin memories would have to be when we beat Purdue a few years back in the winter storm in which we beat two upper echelon teams in the Big Ten, back to back that weekend (1996 Purdue in double OT and Penn State). Another memory would be beating Stanford at home when they were ranked third in the country (1997). Just seeing the kids faces



Junior Kyle Black came off the bench last season adding a defensive and offensive spark that may land her in the starting unit. Black averaged 4.9 points and was UW's premier three-point threat.



after that win has a lasting impression. Winning the (2000) WNIT Championship game here at the Kohl Center with the large crowd, and the way we won at the end against a tough SEC team (Florida).

Our first NCAA tournament win when we won at the wire (over Kansas, 1995). Having those kids who poured their heart and soul through the whole year, and having Sharon Johnson hit that shot at the end and seeing how the kids got so excited about that was cool. Beating Michigan State here after we had seven players suspended and to beat them like we did with kids playing inspirational ball to make sure we won that game (by 32 points in WNIT 2000).


BadgerBall Support Staff




Many members of the Athletic Department staff perform behind the scenes tasks that help make Wisconsin Women's basketball a great success. It takes the dedication of many to provide a quality BadgerBall program for the student-athletes and for their many fans.



Academic Affairs:
Tom Browne



Academic Affairs:
Alan Zussman




Administration:
Pat Richter



Administration:
Cheryl Marra




**BadgerBall
Program Assistant:**
Julie Dobie




Compliance:
Tim Bald




Equipment:
Gary Poels



Event Coordinator:
Ryan Sondrup




**External Relations
TV & Marketing:**
Vince Sweeney



Facilities:
Roger Schuster



Manager:
Mark Ciociola



Manager:
Eric Ferris



Manager:
Brooke McIntyre



Marketing:
Kevin Kluender



Sports Information:
Tamara J. Flarup




Sports Medicine:
Becky Nelson




Sports Medicine:
Dr. David Bernhardt




Sports Medicine:
Dr. Kathleen Carr




Sports Nutritionist
Jeremy Isensee




**Strength &
Conditioning:**
Scott Hettenbach




Ticket Director:
Corbin Hunt



Tickets:
Matt Ulery



Videographer:
George Platt




**W Club Programs
and Concessions:**
Terry Murawski

Watch a Game with Coach A



Wisconsin's Coach A is animated and encouraging on the sidelines. Catch a game from her perspective in the following photographs.

The coach enters her seventh year with a vision for unprecedented success having recorded six-straight winning seasons for the first time in school history.



Head Coach Jane Albright



Badger Coach Jane Albright has led Wisconsin to an unprecedented six consecutive winning seasons for the first time in program history (six-year record 117-64).

took over a program that had just one winning season in the previous 10 years (102-176 record).

She responded by taking her first teams (1995 and 1996) to the NCAA tournament, and returned to the Big Dance in 1998. Wisconsin gained its first major basketball title by winning the Women's National Invitation Tournament (WNIT) title in 2000, and finishing as the runnerup champions in 1999.

During Coach A's first two years, the Badgers had back-to-back 20-win seasons for the first time in school history. The 1996 team tied for the most wins and posted the best record in school history at 21-8. The 1998 squad tied 21 wins finishing at 21-10, and the 2000 squad matched that figure again finishing 21-12. Albright has posted nine 20-win seasons in the past 12 years, and has taken her team to seven NCAA tournaments in the last 10 years (at both Wisconsin and Northern Illinois).

Albright earned Big Ten Coach of the Year honors in her first season at Wisconsin. Her team was 20-9 and received just the program's second bid to the NCAA Championship placing in the second round. The Badgers placed third in the Big Ten Conference with an 11-5 record, improving from ninth place in 1994. She achieved her 200th win during that season, and was an Associated Press and WBCA National Coach of the Year finalist.

Winning and attending the NCAA tournament is the rule rather than the exception for Albright, who left Northern Illinois in 1994 with a decade of accomplishments to her credit. The all-time winningest basketball coach at NIU, she held a 188-110 (.631) mark, and was 140-48 (.744) her last six years,



A native of North Carolina who loves the beach, Coach A also enjoys going out on Madison's lakes during the summer months. Here she skips a boat on a 'three-hour' tour of Madison.

Well on her way to becoming UW's winningest coach, Jane Albright has brought unprecedented success to the University of Wisconsin women's basketball program. In her tenure, the Badgers have had six consecutive winning seasons for the first time in school history (117-64, .646), including four 20-win seasons and five post-season bids.


Under Coach "A", the UW women's basketball program has been revitalized. She

which included five 20-win seasons and four NCAA tournament appearances. Her last two teams at NIU finished with 24-6 records, and were Mid-Continent regular-season or tournament champions and NCAA qualifiers.

The four-time conference coach of the year in the Big Ten and both the North Star and Mid-Continent Conferences, Albright began her coaching career in 1981 under one of the game's best in Pat Summitt at Tennessee. While a graduate assistant under Summitt, the Volunteers were NCAA Final Four participants in 1982, and NCAA quarter-finalists in 1983.

In 1983, she joined the University of Cincinnati coaching staff as an assistant coach and recruiting coordinator. A year later she assumed the head coaching position at Northern Illinois where she established a program worthy of national recognition.

Albright has coached five players who have earned seven Kodak District IV all-America honors, two Olympic Festival athletes, five professional players, and two USA team participants. She earned Women's Basketball Coaches Association (WBCA) District IV "Coach of the Year" honors in 1995 and 1990.



Coach A's popularity and BadgerBall have become the rage in Wisconsin with record attendance at games and at summer camps. Nearly 1,500 young athletes attended the 2000 BadgerBall Summer Hoops camp, and over 8,500 campers have joined the BadgerBall family since 1995. Left: Coach A becomes part of a pyramid of campers at the BadgerBall Summer Hoops Camp.

Active in USA Basketball, she was the head coach of the 1996 USA R. Williams Jones Cup team which won the gold medal in Taipei, Taiwan, with a perfect 9-0 mark. In 1993, she was the assistant coach for Team USA which earned a bronze medal at the World University Games with a 6-2 record.

Albright assisted the 1992 USA Junior National team to a 4-1 record and silver medal performance in the Pan American Confederation World Championship in Mexico, qualifying the United States women for the 1993 Junior World Championship. A year earlier, she was the head coach of the gold medal-winning 1991 U.S. Olympic Festival South squad.

In 1999, Albright took the Big Ten all-Stars on a 10-day tour of Germany and Belgium posting a 3-1 record.

The Graham, N.C., native graduated cum laude in health and physical education from Appalachian State University in 1977, where she was a letterwinner in both basketball and volleyball. She taught and coached high school for four years in Spartanburg, S.C., prior to beginning her collegiate coaching career at Tennessee.

Deeply committed to community service, Albright serves on the boards of several organizations including Buckets for Hunger Board of Directors; MACC Fund Board of Directors (Midwest Athletes Against Childhood Cancer); CAP Fund Board of Directors (Child Abuse Prevention); FCA (Fellowship of Christian Athletes) Board of Directors

She has been a featured speaker & clinician at: Wisconsin Basketball Coaches Association Fall Clinic; Minnesota High School Coaches Association Clinic; Iowa Basketball Coaches Association Fall Clinic; and the nationally renown "Recruiter's Institute" Kevin O'Neill Coaches Clinic.



Coach A cuts the net after winning the WNIT National championship in 2000. She would like nothing better than to translate that success into a Big Ten Conference title this season.

BADGER RECORDS UNDER ALBRIGHT

Year	Overall	Big Ten	Post Season
1999-00	21-12	8-8 (T5th)	WNIT
1998-99	18-14	9-7 (T4th)	WNIT
1997-98	21-10	9-7 (6th)	NCAA
1996-97	16-11	8-8 (T6th)	
1995-96	21-8	12-4 (3rd)	NCAA
1994-95	20-9	11-5 (3rd)	NCAA

TOP SIX RECORDS IN WISCONSIN'S SCHOOL HISTORY

Year	Record	Pct.	Post Season Results
1995-96*	21-8	.724	NCAA 2nd Round (1-1)
1982-83	19-8	.704	No post season
1994-95*	20-9	.690	NCAA 2nd Round (1-1)
1991-92	20-9	.690	NCAA 1st Round (0-1)
1997-98*	21-10	.677	NCAA 1st Round (0-1)
1999-00*	21-12	.636	WNIT Champions (5-0)

(* indicates seasons under Albright)


The Jane Albright Television Show



Coach A, her staff and the UW players talk about all facets of BadgerBall weekly on 'The Jane Albright Coaches Show'. Now in its third season, the show appears nationally and locally on Midwest Sports Channel and TVW. WISC-TV's Angela Jacobs of Madison's CBS affiliate serves as the host.



Albright's Pledge to Community Service



ABOVE: Together with Wisconsin men's basketball coach, Dick Bennett, the duo donned milk mustaches in a national promotion for drinking milk. With both coaches highly involved in community service activities, the "Dick and Jane" act has become very popular and recognizable in Wisconsin.

Copyright 1997 Wisconsin Milk Marketing Board
Copyright Photography by Greg Sutter

RIGHT: Tamara Moore, C, Sarah Jirovec (L) and Nina Smith display the tools used on the Habitat for Humanity project. The Badgers are able to select community service projects which interest them individually, or work on some together as a team.

Away from basketball, Jane Albright is an enthusiastic participant in, and promoter of, community service. Her projects are quite diverse, and she takes her concern for others beyond the status quo addressing such topics as domestic violence and literacy. She requires her team's participation in community service as well as assisting with such events as 'Buckets for Hunger,' which raises money for the local food pantry.

Coach 'A' is a much sought-after speaker and regularly assists with charity and athletic department fundraising events. The community groups she typically serves include elementary and middle school students, church organizations, and service clubs such as the Lions, Optimists, Rotary, Madison Sports Hall of Fame, United Way or Habitat for Humanity.

She has served as the spokesperson for the Children's Service Society of Wisconsin (CASA), the Community Action Coalition, and is on the advisory board of the Fellowship of Christian Athletes. She has also appeared in numerous public service television and radio spots speaking against domestic violence, and in support of the literacy efforts for the Wisconsin Library Association.



Albright's Career Records

Season	School/Position	Record	Conf.	Head Coach	Team Accomplishments
1981-82	Tennessee-Grad. Asst.	22-10 (.688)		Pat Head Summitt	NCAA Final Four
1982-83	Tennessee-Grad. Asst.	25- 8 (.758)		Pat Head Summitt	NCAA Final Eight
1983-84	Cincinnati-Asst. Coach	16-12 (.571)		Sandy Smith	
1984-85	N. Illinois-Head Coach	15-13 (.536)	11-7	Jane Albright	MAC Post-Season Tournament
1985-86	N. Illinois-Head Coach	8-19 (.296)	6-12	Jane Albright	
1986-87	N. Illinois-Head Coach	11-16 (.407)	-	Jane Albright	
1987-88	N. Illinois-Head Coach	14-14 (.500)	6-4	Jane Albright	4th, North Star Conference
1988-89	N. Illinois-Head Coach	23- 7 (.767)	12-2	Jane Albright	2nd, North Star Conference
1989-90	N. Illinois-Head Coach	26- 5 (.839)	12-0	Jane Albright	1st*, North Star Conference, NCAA 2nd Round
1990-91	N. Illinois-Head Coach	25-10 (.714)	12-2	Jane Albright	2nd, North Star Conference; 7th, NWIT)
1991-92	N. Illinois-Head Coach	18-14 (.563)	8-4	Jane Albright-Dieterle	2nd*, North Star Conference, NCAA 2nd Round
1992-93	N. Illinois-Head Coach	24- 6 (.800)	15-1	Jane Albright-Dieterle	1st*, Mid-Continent Conference, NCAA 1st Round
1993-94	N. Illinois-Head Coach	24- 6 (.800)	18-0	Jane Albright-Dieterle	1st, Mid-Continent Conference, NCAA 1st Round
1994-95	Wisconsin-Head Coach	20- 9 (.689)	11-5	Jane Albright-Dieterle	3rd, Big Ten Conference, NCAA 2nd Round
1995-96	Wisconsin-Head Coach	21- 8 (.724)	12-4	Jane Albright-Dieterle	3rd, Big Ten Conference, NCAA 2nd Round
1996-97	Wisconsin-Head Coach	16-11 (.592)	8-8	Jane Albright-Dieterle	T6th, Big Ten Conference
1997-98	Wisconsin-Head Coach	21-10 (.677)	9-7	Jane Albright-Dieterle	6th, Big Ten Conference, NCAA 1st Round
1998-99	Wisconsin-Head Coach	18-14 (.562)	9-7	Jane Albright-Dieterle	T4th, Big Ten Conference, WNIT Runners-up
1999-00	Wisconsin-Head Coach	21-12 (.636)	8-8	Jane Albright	T5th, Big Ten Conference, WNIT Champions
6 years	UW Record	117-64 (.646)	(Big Ten Record 57-39, .594)		
16 years	Head Coach Record	305-174 (.637)			

* Indicates won conference tournament

Albright's Career Highlights

Coach of the Year Honors

- 1995–Women's Basketball Coaches Association District IV, and Big Ten Conference Coach of the Year
- 1995–Nominations for AP, Naismith and WBCA National Coach of the Year awards
- 1994–Illinois Basketball Coaches Association Coach of the Year
- 1993–Mid-Continent Conference and Illinois Basketball Coaches Association Coach of the Year
- 1991–Illinois Basketball Coaches Association Coach of the Year
- 1990–Women's Basketball Coaches Association District IV and North Star Conference Coach of the Year
- 1989–North Star Conference Coach of the Year

USA Basketball Coaching

- 1996–USA R. William Jones Cup Team, head coach, gold medal
- 1993–USA National Team at World University Games, assistant coach, bronze medal
- 1992–USA Junior Team at Pan American Basketball Confederation Junior World Championship, assistant coach, silver medal
- 1991–U.S. Olympic Festival, head coach of the South team, gold medal

National Recognition–Teams

- 2000–WNIT Tournament Champions: 5-0 record
5 Rnds: Finals–Wisconsin 75, Florida 74, Madison, WI
- 1999–WNIT Tournament Runner-up Champions: 4-1 record
5 Rnds: Finals–Arkansas 67, Wisconsin 64, Fayetteville, AR
- 1998–NCAA Tournament 1st Round: 0-1
1st Round: Virginia Tech in Gainesville, FL, L 64-75
- 1996–NCAA Tournament 2nd Round: 1-1
1st Round: Oregon in Nashville, TN, W 74-60
2nd Round: Vanderbilt in Nashville, TN, L 82-96
- 1995–NCAA Tournament 2nd Round: 1-1
1st Round: Kansas in Lubbock, Texas, W 73-72
2nd Round: Texas Tech in Lubbock, TX, L 65-88
- 1994–NCAA Tournament 1st round: 0-1
at Southwest Missouri State, L 56-75
- 1993–NCAA Tournament 1st round: 0-1
at Georgetown, L 74-76

- 1992–NCAA Tournament 2nd round: 1-1
1st Round: Louisiana Tech in DeKalb, IL, W 77-71
2nd Round: at Purdue, L 62-98
- 1991–at NWIT in San Antonio, TX, 7th place: 1-2
1st Round: vs. Houston, L 71-83
2nd Round: vs. Alabama-Birmingham, L 71-78
3rd Round: vs. Notre Dame, W 84-82
- 1990–NCAA Tournament 2nd round: 1-1
1st Round: Texas Tech in DeKalb, IL, W 84-63
2nd Round: at Purdue, L 81-86
- 1990–NCAA Division I Scoring Leader (94.5 pts. per game); free throw percentage leader (.775)

Post Season Record: Albright is 4-7 in NCAA games; and 10-3 in the National Women's Invitational Tournament


National Recognition–Individuals

- U.S. Olympic Festival
E.C. Hill, NIU–1991
Carol Owens, NIU–1986
- Kodak All-Americans (District IV)
Keisha Anderson, Wisconsin–1997
Barb Franke, Wisconsin–1995, 1996
E.C. Hill, NIU–1993
Lisa Foss, NIU–1991
Carol Owens, NIU–1989, 1990
- U.S. Basketball Writers' All-American
E.C. Hill, NIU–1994
- Associated Press All-American
Barb Franke, Wisconsin–1995, 1996 (Honorable Mention)
- USA Basketball Team
Barb Franke, Wisconsin–1994
E.C. Hill, NIU–1993
- Women's Professional Basketball Teams
Keisha Anderson, Wisconsin–ABL Colorado Xplosion, 1997
WNBA Washington Mystics, 2000
Barb Franke, Wisconsin–Europe, Limoges, France, 1996
ABL, 1998
E.C. Hill, NIU–ABL Connecticut Blizzard, 1996
WNBA Indiana Fever, 2000
Ann Klapperich, Wisconsin–Europe, Olivas Clube, Portugal–1998
Katie Voigt, Wisconsin–Europe, Club Boom, Belgium–1999-00



ABOVE: Coach A was mesmerized by the 'Wizard of Westwood' when she met John Wooden in 1996. They discussed all facets of basketball and coaching from philosophy to x's and o's. Says Jane of John, "He's the greatest."
LEFT: Active in USA Basketball, Coach A is pictured with her gold medal-winning Jones Cup team in 1996.

Assistant Coaches



Kate Peterson, Assistant Coach

Wisconsin native Kate Peterson has been the Badgers' chief recruiting coordinator for the past two years, and enters her fourth year overall at Wisconsin. It is a position with which she is quite familiar after four years as the women's basketball assistant coach and recruiting coordinator at Eastern Illinois University from 1993-97. Peterson has helped the Badgers bring in two top-10 rookie classes in the past three years.

Hailing from River Falls, Wis., Peterson graduated from the University of Wisconsin-Stevens Point where she was a four-year basketball starter earning all-conference honors. She was named Kodak all-America as a senior while setting an NCAA Division III national record for three-point goals made per game in a season (3.85 per game). She was inducted into the UW-Stevens Point Hall of Fame on Sept. 30, 2000.

Peterson completed her degree in psychology from Stevens Point in 1991, and completed her master's degree in educational psychology at Indiana University in 1995.

While at Indiana she gained familiarity with the Big Ten Conference as a graduate assistant one year, and later became a restricted earnings assistant with duties in scouting, on-campus recruiting and on-court coaching in 1992-93. She joined Eastern Illinois as the chief assistant in 1993.

In addition to her college coaching experience, Peterson served as the coach for an Athletes in Action camp held in São Paulo, Brazil in 1992, and has worked a variety of summer basketball camps including directing the UW-Stevens Point summer basketball in 1991.



Erika Lang-Montgomery, Assistant Coach

Former University of Southern California assistant, Erika Lang-Montgomery, begins her first year as an assistant coach with the Badgers. A 1995 graduate of the University of Florida, Lang-Montgomery has experience with four Division I basketball programs including Florida, plus coaching stops at Purdue, Florida State and most recently USC.

Lang-Montgomery assisted then-coach Lin Dunn at Purdue from 1995-96, before going to Florida State with Chris Gobrect as her third assistant. She followed Gobrect to USC where she was an assistant coach and recruiting coordinator from 1998-00. USC signed back-to-back nationally-ranked recruiting classes during her tenure.

As a player at Florida from 1988-92, Lang-Montgomery earned all-SEC freshmen team honors in 1989. She averaged 14.2 points and 8.9 rebounds her junior season, but was injured much of her senior year. She finished her career among the top 10 in rebounds with 647, blocks with 45, and collected 959 points.

Graduating with a degree in exercise and sports science, Lang-Montgomery served as a student-assistant coach at Florida from 1992-93. She was the head coach of the girls' varsity basketball team at St. John's Country Day School in Orange Park, Fla., two years from 1993-95, and was the head junior varsity girls' coach at F.W. Bucholz High School in Gainesville from 1992-93. She married Larry Montgomery in 1997.

Lang-Montgomery will be a national recruiter for the Badgers and will be the primary post position coach while also assisting with other on-court coaching duties.




Kelly Kenny, Assistant Coach

Kelly Kenny has been a welcome addition to the Badgers since her arrival in 1998. An experienced 16-year coaching veteran, she is the primary scout of UW opponents, and her game strategies and evaluative abilities are used often in the Badger huddles.

A native of Sterling Heights, Michigan, Kenny graduated from Oakland University in 1983, with a bachelor's degree in elementary education. She began her coaching career at her alma mater serving as an assistant coach from 1983-86 at Oakland University in Rochester, Michigan. She continued her assistant coaching duties at Eastern Michigan University, a Mid-America school from 1987-91. Her duties included scouting, recruiting, academic supervision of athletes, team travel and budgets, as well as on-the-floor coaching of the guards and team defense. She served as the assistant coach at Wayne State University in Detroit the year prior to joining the Badgers, and was the assistant coach at Macomb Community College in Warren, Michigan, in 1996.

In addition to coaching at the college level, Kenny was the varsity girls basketball coach at Dexter High School, Dexter, Michigan, from 1991-95, where she organized the high school and middle school basketball programs. She also assisted at Dearborn High School (Dearborn, Michigan) for two years.

While a player, Kenny was a four-year starter and captain for Oakland. At point guard, she led the Pioneers to an NCAA Division II Final Four appearance in 1982. A prep all-state player at Henry Ford II, Kenny still holds the school marks in assists and steals.



Melissa Bruner, Director of Basketball Operations

Melissa A. Bruner begins her fifth year at Wisconsin as the Director of Women's Basketball Operations. The Ohio native received her business administration and accounting degree at Coe College in Cedar Rapids, Iowa, and earned her master's degree in physical education with a concentration in athletic administration from Ohio University in June of 1995. At Ohio, Bruner served as a graduate assistant and teaching associate providing the athletic director with various student academic services and assisting in compliance issues.

While pursuing her studies at Coe, Bruner was a multi-sport letterwinner and earned high distinction for her academic pursuits as a member of Mortar Board and Phi Kappa Phi honor society.

She lettered in softball four years, and basketball, tennis, and volleyball two years. She earned academic all-conference honors in each sport, earning recognition for her athletic and academic achievements, and was a national GTE Academic all-American her senior year. She also served as a residence hall supervisor and was active in several student activities committees.

In her position at Wisconsin, Bruner assists Jane Albright in public relations scheduling, team travel and practice arrangements, serves as the camp liaison, hoop troop booster club liaison, team academic coordinator, and assists with all administrative matters regarding Wisconsin Women's Basketball.



The Badger Coaching staff takes time to tour Madison's Lake Mendota this past summer. R-L: Newcomer Erika Lang-Montgomery, Melissa Bruner, Coach A, Kate Peterson, Kelly Kenny



**Sophomore
5-6 Guard
Madison, WI
West High School
Coach: Steve Benton**

1 Candace Smith

1999-2000: Contributed right away during her freshman season ... local product from Madison's West High School, Smith backed up point guards Dee Dee Pate and Tamara Moore, and saw a season-high 21 minutes while setting career-highs with seven points, three rebounds and three steals vs. Minnesota on Feb. 3rd ... hit 50% from beyond the arc (5-10) and made 12-15 free throws for .800 percent ... received severe facial injuries as a passenger in a serious automobile accident before the start of school Aug. 28 and did not report for practice until Oct. 29 ... has endured several reconstructive surgeries for her injuries and has turned her injury into a positive by publically advocating the use of seat belts, particularly by her age group ... began the 2000 season with an appendectomy on Sept. 28, one day after teammate Nina Smith had her appendix removed

High School: Unanimous first-team Associated Press all-state selection and the Gatorade Player of the Year for Wisconsin ... named 'Miss Basketball' by the Wisconsin Basketball Coaches Association ... two-time *Street & Smith* All-America honorable mention ... ranked in the Top 50 Seniors by *Athlon* magazine ... a three-time all-Big Eight Conference pick, she led the team to a 20-4 record and a share of the Big Eight Conference title and a second straight WIAA state division I sectional final appearance ... was a first team all-area pick by the *Wisconsin State Journal* and *Capital Times* and the WSJ City Player of the Year while averaging 15.1 points 2.7 rebounds, 3.4 assists and 3.9 steals per game ... shot .536 percent from the field including .608 percent from beyond the three-point arc, and hit 80 percent of her free throws ... career stats include two school records with 1,423 points (14.5 career ppg) and 279 assists for a career average of 3.0 assists/game ... also added 363 steals or 3.7 steals per game for her career

C. Smith's Career Single Game Highs

Points—7 vs. Minnesota 2/3/00
Field Goals—2 vs. Minnesota 2/3/00
Field Goal Att.—3 vs. IUPUI
12/12/99
3-Pt. Goals—1 several times
3-Pt. Att.—2 several times
Free Throws—3 vs. Loyola 1/7/00
Free Throw Att.—4 vs. Loyola
1/7/00
Rebounds—3 vs. Minnesota 2/3/00
Assists—5 twice
Steals—3 vs. Minnesota 2/3/00
Blocks—1 vs. Rutgers 11/27/99

Smith in Post Season Play

2000 WNIT Championship, Madison, WI

Of Special Note:

- Reserve point guard averaged 1.1 points per game
- Is capable of shooting the three hitting 5-10 as a freshman and good at the line hitting 12-15
- Spent freshman year recovering from an auto accident Aug. 29, 1999, which caused severe facial injuries and prevented participation in pre-season conditioning and practice until Oct. 29
- 1999 AP first team and Gatorade High School State Player of the Year; also named 'Miss Basketball' by the Wisconsin Coaches Association

C. Smith's Career Record

Season	G/S	FG	FGA	PCT	3PT	3PTA	PCT	FT	FTA	PCT	REB	AVG	PF/D	A	TO	BL	ST	MIN	PTS	AVG
1999-00	31/0	9	24	.375	5	10	.500	12	15	.800	15	0.5	27/0	34	39	1	14	261	35	1.1
TOTALS	31/0	9	24	.375	5	10	.500	12	15	.800	15	0.5	27/0	34	39	1	14	261	35	1.1

Candas Smith: Up Close and Personal

Personal: Born 7-11-81; family includes her grandmother Meckelin Smith also known as Chubbs; Nickname C-murder

Favorites: Favorite Subject: Psychology courses ...

Favorite Food: Pizza & spaghetti ... Favorite Color: Blue/gray ... Activities: Buying shoes ... Vacation Spot: Hawaii ... Favorite Sport other than basketball: Track, soccer, volleyball

My favorite things: Playing basketball, being with my grandmother, buying shoes, my boyfriend

Favorite cartoon character: Scooby Doo

Favorite book: "Their Eyes Were Watching God"

Person(s) most admired: Grandmother/mother

Favorite spot on campus: Kohl Center

To calm my nerves before a game I: Listen to music

If I could play another sport at UW it would be:

Soccer

Favorite spot on campus: Kohl Center

Autobiography title: To Be Me

If I could have any job I'd be: A judge

If I could bring one thing from my home town it

would be: Nothing since Madison is my hometown

What would you be doing if you weren't playing basketball? Going to college

What is your favorite WNBA team/player? Ticha

Pinacherio, Monarchs, she's an awesome Pt. guard

What do you do on your days off from basketball?

Homework, sleep, eat

Is there some significance to your uniform number?

It stands for Candas Smith is No. 1.

Most memorable basketball achievement: Being named 'Miss Basketball' and the Gatorade Player of the Year for my state

Best UW road trip: When we got stuck in Michigan, twice

My basketball superstitions: Listen to music before the game

In preseason conditioning I worked on: Endurance

Best sports experience: Winning the games or meets I've been in

Most prized possession is: My grandmother, and my life, God

The community service group I like the most is: The Boys and Girls Club

Dream as a collegiate player: To reach at least the Final Four

What's it like living in the No. 1 city in America? It's great. I've lived here all my life.

QUICK PICKS: Bestseller or blockbuster? Blockbuster;

MTV, ESPN or PBS? MTV; **Burger or grilled chicken**

salad? Burger; **Sweats or skirt?** Sweats; **Sunrise or**

moonlight? Sunrise; **Roller coaster or merry-go-**

round? Roller Coaster; **Hotels or camping?** Hotels;

Porsche or Mercedes? Mercedes; **Broccoli or**

cheesecake? Cheesecake; **Friends or ER?** ER;

Backstreet Boys or Will Smith? Will Smith;

"Survivor" or "Millionaire"? "Millionaire!"

Major: Undeclared

Career goal: To be something important in society



1999-2000 STATS

C. Smith	Pts	Reb	Asst	Stl					
Southern Illinois	0	0	0	0	Iowa	2	1	1	0
#24 Nebraska	0	0	1	2	#7 Penn State	0	0	0	0
#8 Rutgers	0	1	2	0	MINNESOTA	7	3	3	3
Northeastern	2	1	0	0	#6 PENN STATE	0	0	0	0
UW-Green Bay	0	2	1	0	RICE	0	0	5	0
#3 TENNESSEE	3	0	3	0	Minnesota	2	0	0	0
Marquette	3	0	0	1	MICHIGAN STATE	0	0	5	0
IUPUI	2	2	3	0	Michigan	3	0	0	2
PURDUE	0	0	0	0	INDIANA	2	1	1	1
#15 ILLINOIS	0	0	0	0	Illinois	2	0	1	2
Loyola	3	0	1	1	Minnesota (BT)	0	0	0	0
Michigan State	0	1	0	0	Purdue (BT)	0	0	0	0
Northwestern	0	0	1	1	FAIRFIELD (NIT)	0	1	1	1
Ohio State	1	1	1	0	DEPAUL (NIT)	3	0	0	0
MICHIGAN	0	1	2	0	MICH. ST. (NIT)		DNP		
OHIO STATE	0	0	1	0	COLO ST. (NIT)		DNP		
					FLORIDA (NIT)	0	0	1	



3 Rachel Klongland

1999-00: Served as a practice player much of the season but saw action in two games during the WNIT Tournament

1998-99: Came off the bench as a three-point specialist hitting 2-9 on the year ... played in 13 games scoring three points twice; injured her right foot (stress reaction) towards the end of the season sitting out the last two weeks and the WNIT tournament

1997-98: Played in 16 games during the first semester averaging 1.2 points before sitting out the second semester because of academic ineligibility ... showed herself to be a capable three-point shooter hitting five-of-13 for .385 percent ... had a career high six points vs. Southwestern Louisiana hitting two-of-four three-pointers

High School: Standout two-sport athlete at Sun Prairie High School ... earned second team all-Big Eight Conference honors while helping her team to its first WIAA State basketball appearance and a semifinals finish ... averaged 10.2 points and 3.1 rebounds in 26 games ... specializes in three-point shooting hitting 48 of 149 for 37 percent ... honor roll student recruited in both basketball and softball

Senior
6-0 Guard
Sun Prairie, WI
Sun Prairie High School
Coach: Bill Jabs

Klongland's Career Single Game Highs

Points—6 vs. SW Louisiana 11/28/97

Field Goals—2 vs. SW Louisiana
11/28/97

Field Goal Att.—4 vs. SW Louisiana
11/28/97

3-Pt. Goals—2 vs. SW Louisiana
11/28/97

3-Pt. Att.—4 vs. SW Louisiana
11/28/97

Free Throws—2 vs. OSU 1/18/98
Free Throw Att.—2 (twice)

Rebounds—2 vs. UW-Green Bay
12/10/97

Assists—2 vs. SW Louisiana
11/28/97

Steals—1 vs. FAMU 12/6/98

Blocks—0

Klongland in Post Season Play

2000 WNIT Championship, Madison, WI

1999 WNIT Finals, Fayetteville, ARK

1998 NCAA 1st Rnd, Gainesville, FL

Klongland's Career Record

Season	G/S	FG	FGA	PCT	3PT	3PTA	PCT	FT	FTA	PCT	REB	AVG	PF/D	A	TO	BL	ST	MIN	PTS	AVG
1997-98	16/0	6	14	.429	5	13	.385	2	2	1.00	2	0.1	3/0	4	2	0	0	51	19	1.2
1998-99	13/0	2	9	.222	2	9	.222	2	5	.400	5	0.4	2/0	2	3	0	1	34	8	0.6
1999-00	2/0	0	2	.000	0	2	.000	0	0	.000	0	0.0	0/0	0	1	0	0	13	0	0.0
TOTALS	31/0	8	25	.320	7	24	.292	4	7	.571	7	0.2	5/0	6	6	0	1	98	27	0.9

Rachel Klongland: Up Close and Personal

Personal: Born 12-31-78; parents are Richard and Jeanne Klongland; Nickname is Rae Rae

Favorites: Favorite Subject: Economics ... Favorite Food: Pizza ... Favorite Color: Navy ... Activities: Playing softball, basketball ... Vacation Spot: Australia ... **Favorite Sport other than basketball:** Softball

My favorite things: My dogs, friends and family, shopping, boating

Person(s) Most Admired: Michael Jordan, my parents

Most Memorable Basketball Achievement: Hitting 1st "3" as a Badger

Best sports experience: The state tournament

To calm my nerves before a game I: Listen to music

In preseason training I worked on: Getting stronger and quicker

Dream as a Collegiate Player: Get to the Final Four

Favorite Spot on Campus: Fieldhouse

Autobiography Title: "Number 3 for THREEEEE!"

If I could bring one thing from my hometown, I'd bring: My dogs, Sammy and Nike

If I could have any job, I'd be: A sports agent

My basketball superstitions: I watch a Michael Jordan movie before each game

The community service activity or group I most like: Being with kids in school

Most prized possession is: My Detroit Lions hat given to me by my Grandpa Honey

What would you be doing if you weren't playing collegiate basketball? Going to school and playing softball

Which is your favorite professional women's basketball team and why? L.A. Sparks—they play hard and work together

What do you do on your days off from basketball workouts? Study and Sleep

Is there something significant about your jersey number? Why did you pick it? I like to shoot 3's

How has the Kohl Center impacted your life? It is exciting and convenient.

What motivates you? Big crowds

What's it like living in the No. 1 place to live in the country? Exciting and comforting.

QUICK PICKS: Bestseller or blockbuster?

Blockbuster; **MTV, ESPN or PBS?** ESPN; **Burger or grilled chicken salad?** Grilled chicken salad;

Sweats or skirt? Sweats; **Sunrise or moonlight?** Sunrise; **Roller coaster or merry-go-round?**

Roller Coaster; **Hotels or camping?** Hotels;

Porsche or Mercedes? Mercedes; **Broccoli or cheesecake?** Cheesecake; **Friends or ER?** ER;

Backstreet Boys or Will Smith? Backstreet Boys; **"Survivor" or "Millionaire"?** "Millionaire!"

Major: Social welfare

Career Goal: Counselor/Social worker





11

Judy Ebeling

Senior
5-9 Guard
Bloomington, MN
Thomas Jefferson
High School
Coach: Terry Hunst

**Ebeling's Career
 Single Game Highs**

Points—3 vs. Indiana State 3/11/99
 Field Goals—1 vs. DePaul 3/19/00
 Field Goal Att.—1 vs. DePaul
 3/19/00
 3-Pt. Goals—0
 3-Pt. Att.—0
 Free Throws—3 vs. Indiana State
 3/11/99
 Free Throw Att.—6 vs. Indiana State
 3/11/99
 Rebounds—1 twice
 Assists—1 vs. Colorado St. 3/25/00
 Steals—1 vs. Fairfield 3/15/00
 Blocks—0

Ebeling in Post Season Play

2000 WNIT Championship, Madison, WI
 1999 WNIT Finals, Fayetteville, ARK

1997-00: Name is pronounced E bal ing plays backup point guard ... walked on to the team in 1997 and competed in four games in 1999 and four games in 2000 ... earned Academic all-Big Ten honors two years

High School: Was a two-sport athlete in high school participating in basketball and soccer ... earned all-conference, all-state honorable mention and all-tournament honors while helping her team place third in the state basketball championship ... averaged 12.5 points four steals and six assists as a senior captain ... averaged 11 points, three steals and five assists as a junior ... earned all-conference, all-state honorable mention and was the team MVP her junior season ... was a two-time all-conference academic honoree

Ebeling's Career Record

Season	G/S	FG	FGA	PCT	3PT	3PTA	PCT	FT	FTA	PCT	REB	AVG	PF/D	A	TO	BL	ST	MIN	PTS	AVG
1998-99	4/0	0	0	.000	0	0	.000	3	6	.500	0	0.0	2/0	0	1	0	0	3	3	0.8
1999-00	4/0	1	2	.500	0	0	.000	0	0	.500	2	0.5	2/0	1	3	0	1	13	2	0.5
TOTALS	8/0	1	2	.500	0	0	.000	3	6	.500	2	0.2	2/0	1	4	0	1	20	5	0.6



Judy Ebeling: Up Close and Personal

Personal: Born 3-3-79; parents are Blaine and Nancy Ebeling; Nickname is Chester

Favorites: Subject: History; Favorite Color: Blue; Favorite Food: Fruit; Favorite sport(s) other than basketball: Soccer; Favorite place to vacation: Hawaii and Europe; Activities: Traveling, sports, hanging out with friends

Person(s) Most Admired: My family

What are your favorite things? Dogs, cats, jacuzzis, pictures, and pillows

Favorite arena where I've played: Kohl Center

If I could play another UW sports it would be: Soccer

Best UW Road Trip: Australia

In preseason training I worked on: Conditioning

My Most Prized Possessions are: My family and friends

Dream as a Collegiate Player: To win a NCAA Championship

Favorite Spot on Campus: My house

Autobiography Title: "Much Ado About Something"

If I could bring one thing from my hometown, I'd bring: The Mall of America

If I could have any job, I'd be: Owner of microsoft

Most memorable basketball achievement: Senior year state tournament

Toughest opponent I've faced: The Miller twins from Georgia

The community service activity or group I most like: Visiting children at the UW hospital

What would you be doing if you weren't playing collegiate basketball? Playing intramurals

Which is your favorite professional women's basketball team and why? The now defunct Quest because I like the name

What do you do on your days off from basketball workouts? Relax

Is there something significant about your jersey number? I'm trying a number I have never had before

How has the Kohl Center impacted your life? It has made things more convenient

What motivates you? Inspirational quotes

What's it like living in the No. 1 place to live in the country? Great because there is always something going on

What is your favorite cartoon character? Scrooge McDuck and his nephews

What is your favorite book? *Animal Farm*

QUICK PICKS: Bestseller or blockbuster? Blockbuster; MTV, ESPN or PBS? MTV; **Burger or grilled chicken salad?** Grilled chicken salad; **Sweats or skirt?** Sweat; **Sunrise or moonlight?** Moonlight; **Roller coaster or merry-go-round?** Roller Coaster; **Hotels or camping?** Hotels; **Porsche or Mercedes?** Mercedes; **Broccoli or cheesecake?** Broccoli; **Friends or ER?** Friends; **Backstreet Boys or Will Smith?** Will Smith; **"Survivor" or "Millionaire"?** "Millionaire"

Major: Marketing and Real Estate

Career Goal: Own my own company

22 Leah Hefte



**Sophomore
5-11 Guard
McFarland, WI
McFarland High School
Coach: Susan Murphy**

Hefte's Career Single Game Highs

Points—12 vs. Fairfield 3/15/00
Field Goals—3, twice
Field Goal Att.—6 vs. Fairfield,
3/15/00
3-Pt. Goals—2, twice
3-Pt. Att.—5 vs. Fairfield 3/15/00
Free Throws—4 vs. Fairfield 3/15/00
Free Throw Att.—4 vs. Fairfield
3/15/00
Rebounds—3 vs. Penn State 1/30/00
Assists—2, twice
Steals—2 vs. Illinois 2/24/00
Blocks—0

Hefte's Post Season Experience
2000 WNIT Championship, Madison, WI

1999-00: Came off the bench in 21 games primarily as a zone breaker converting .391 percent of her three-point shots while averaging 6.8 minutes per game ... career-high 12 points came on two-of-five three-point goals and four-of-four free throws vs. Fairfield in the WNIT tournament ... great work ethic

High School: Averaged 21.1 points, 4.8 rebounds, 3.2 assists and 3.9 steals as a senior and four-year starter for McFarland High School ... led the Spartans to the WIAA Division 2 state title appearing as the heroine in several fourth quarter clutch plays ... set seven state tournament records including scoring 67 points in two games ... led McFarland to a perfect 26-0 record capping four consecutive Capitol Conference basketball titles and four appearances in WIAA state play ... Capitol Conference MVP two straight years ... earned first team Associated Press all-State honors and was the *Wisconsin State Journal* and *The Capital Times* all-Area Player of the Year ... participated with AAU team, the Oconomowoc Lakers, placing second in the state two years, and participated in the national AAU tournament three years ... an all-around athlete, she was the Rock-Capitol Conference doubles and singles tennis champion and qualified for the state tennis tournament in singles play as a junior ... ran on McFarland's Division 2 state 800-meter relay team that placed second her freshman year, and was third in 1997 ... set the McFarland high jump school record at 5-4 as a freshman and sophomore ... earned academic honors and was a member of the National Honor Society and high honor roll

Of Special Note:

- Counted on as a three-point threat and hit a career-high two-of-two against Illinois; hit two-of-five treys against Fairfield for a career scoring-high of 12 points
- 1999 Wisconsin Div. 2 State Championship team 26-0
- First team all-state
- Capitol Conference MVP
- Madison Newspaper's Area Player of the Year
- Tennis all-conference and state tournament qualifier

Hefte's Career Record

Season	G/S	FG	FGA	PCT	3PT	3PTA	PCT	FT	FTA	PCT	REB	AVG	PF/D	A	TO	BL	ST	MIN	PTS	AVG
1999-00	21/0	14	35	.400	9	23	.391	10	14	.714	14	0.7	8/0	9	13	0	3	142	47	2.2
TOTALS	21/0	14	35	.400	9	23	.391	10	14	.714	14	0.7	8/0	9	13	0	3	142	47	2.2

Leah Hefte: Up Close and Personal

Personal: Born 9-28-80, parents are John and Sandy Hefte, Nickname: Punky

Favorites: Favorite Subject: English...Favorite Food: Strawberries...Favorite Color: Blue....Activities: Boating, tennis, hanging out with friends, traveling...Vacation Spot: California...Favorite Sports: Tennis... Favorite spot on campus: Memorial Union

My favorite things: My basketball court in the front yard, my dog, my friends, family

Person(s) Most Admired: My brother Mark

Most Memorable Basketball Achievement: Winning a state basketball championship

Best UW road trip: New Jersey/New York

My basketball superstitions: Always eat an orange or pear, and a sub sandwich

To calm my nerves before a game I:

In preseason training I worked on: Strength, speed, shooting

My Most Prized Possession is: My family and friends

Dream as a Collegiate Player: To win an NCAA championship

Favorite Spot on Campus: Memorial Union

Autobiography Title:

If I could bring one thing from my hometown, I'd bring: The fans

If I could have any job, I'd would: Own my own business

The community service activity or group I most like: Working with children

What would you be doing if you weren't playing collegiate basketball? Going to college and playing tennis

Which is your favorite professional women's basketball team and why?

What do you do on your days off from basketball workouts? Hang out with friends, boat, and relax

Is there something significant about your jersey number? Why did you pick it? 22 is the number my brother wore in high school

How has the Kohl Center impacted your life?

What motivates you? People that are better than me

What's it like living in the No. one place to live in the country? It's fun and exciting!

What is your favorite cartoon character? Ariel from The Little Mermaid

What is your favorite book? *The Giving Tree*, by Shel Silverstein

QUICK PICKS: Bestseller or blockbuster? Blockbuster;

MTV, ESPN or PBS? MTV; **Burger or grilled chicken**

salad? Grilled chicken salad; **Sweats or skirt?** Skirt;

Sunrise or moonlight? Moonlight; **Roller coaster or**

merry-go-round? Roller Coaster; **Hotels or camping?**

Camping; **Porsche or Mercedes?** Mercedes; **Broccoli**


or cheesecake? Broccoli; **Friends or ER?** Friends;

Backstreet Boys or Will Smith? Neither; **"Survivor"**

or "Millionaire"? "Survivor"!

Major: Elementary education

Career Goal: To be successful at whatever I do



1999-2000 STATS

Hefte	Pts	Reb	Ast	Stl	Iowa	DNP		
Southern Illinois		DNP			#7 Penn State	5	3	1 0
#24 Nebraska	0	1	0	0	MINNESOTA	3	0	0 0
#8 Rutgers	0	0	1	0	#6 PENN STATE	0	0	0 0
Northeastern	2	2	1	0	RICE		DNP	
UW-Green Bay	0	0	0	0	Minnesota		DNP	
#3 TENNESSEE	0	0	0	0	MICHIGAN STATE	3	0	0 0
Marquette		DNP			Michigan		DNP	
IUPUI	0	2	0	0	INDIANA	3	0	0 1
PURDUE		DNP			Illinois	8	1	0 2
#15 ILLINOIS		DNP			Minnesota (BT)	1	1	2 0
Loyola	3	1	1	0	Purdue (BT)	2	0	0 0
Michigan State	0	1	0	0	FAIRFIELD (NIT)	12	1	2 0
Northwestern		DNP			DEPAUL (NIT)	3	0	0 0
Ohio State	0	1	0	0	MICH. ST. (NIT)		DNP	
MICHIGAN		DNP			COLO ST. (NIT)	2	0	0 0
OHIO STATE	0	0	1	0	FLORIDA (NIT)		DNP	

25 LaTonya Sims



Senior
6-3 Forward/Guard
Racine, WI
Washington Park
Coach: Jim Kerkvliet

Sim's Career Single Game Highs

Points—34 vs. UC-Santa Barbara
 11/20/98
 Field Goals—14 vs. UC-Santa Barbara
 11/20/98
 Field Goal Att.—23 vs. Northeastern
 11/28/99
 3-Pt. Goals—2 vs. Memphis 3/20/99
 3-Pt. Att.—4 vs. Penn State 1/30/00
 Free Throws—13 vs. Minnesota
 2/3/00
 Free Throw Att.—16 vs. Minnesota
 2/3/00
 Rebounds—17 vs. Penn State
 1/30/00
 Assists—6 vs. Tennessee 12/5/99
 Steals—5 vs. Bowling Green
 11/15/98
 Blocks—4 vs. Ohio State 2/27/99
 and vs. Tennessee 12/5/99

Sims in Post Season Play

2000 WNIT Championship, Madison, WI
 1999 WNIT Finals, Fayetteville, ARK
 1998: NCAA 1st Rnd, Gainesville, FL

Sim's Career Record

Season	G/S	FG	FGA	PCT	3PT	3PTA	PCT	FT	FTA	PCT	REB	AVG	PF/D	A	TO	BL	ST	MIN	PTS	AVG
1997-98	31/27	152	303	.502	0	0	.250	88	134	.657	214	6.9	83/1	22	64	19	31	903	392	12.6
1998-99	32/32	222	461	.482	10	34	.294	123	177	.695	213	6.7	87/3	33	94	27	47	1058	577	18.0
1999-00	33/33	177	422	.419	13	48	.271	115	170	.676	276	8.4	83/1	48	80	28	52	951	482	14.6
TOTALS	96/92	551	1186	.465	23	82	.280	326	481	.678	703	7.3	253/5	103	238	74	130	3015	1451	15.1

1999-00: 2000 and 1999 WNIT all-tournament team member ... 1998 Big Ten Freshman of the Year and all-Big Ten first team member in 1999 and second team by the media and honorable mention by the coaches in 2000 ... is poised to be Wisconsin's No. 1 scorer in her senior season and needs 549 points to become UW's first 2,000-point scorer ... moved outside in her junior year and is a triple threat by her ability to hit the three, post-up or drive to the hoop ... great leaper with a picturesque turnaround jump shot, she led in scoring and rebounding a second-straight season with a 14.6 points and a career-high 8.4 rebounds per game ... made 13 of 16 free throws vs. MN ... has played in every game in her career (96 consecutive) and had 92 starts ... set school record for consecutive double-figure scoring games at 45 dating back to her freshman season; streak stopped Jan. 4 vs. Illinois; has scored in double-figures in 83 games in her career ... scored her 1,000th point Nov. 27 and ranks tied for eighth in career scoring with 1,451 (is fifth in career scoring average with 15.11) ... had eight double-doubles; her rebounding mark ranks 3rd in the Big Ten ... had career-high 17 rebounds vs. Penn State 1/30 ... ranks among the top 10 in eight UW career categories ... **1998-99:** Named 1999 first-team all-Big Ten by the media and second team by the coaches; 1999 team MVP ... the 1998 Big Ten Freshman of the Year picked up her game since last season hitting double figures in all 32 games ... led the Badgers and ranked third in Big Ten Conference scoring with 18.0 points per game ... tied for team honors in rebounds (6.7) and was third in steals with 1.5/game ... Wisconsin's first prep first-team all-American recruit, the 6-3 forward can play guard-forward or center ... had a career-high 34 points against UC-Santa Barbara ... had five double-doubles ... named to the WNIT and Rice Invitational all-tourney teams ... Big Ten Player of the Week 11/23/98 ... member of the 1999 Big Ten all-Star tour of Europe ... **1997-98:** Named Big Ten Freshman of the Year by vote of both conference coaches and media ... rewrote freshman scoring (392) and rebounding (214) records for the first time since Theresa Huff in 1980 ... Summer participant in the Team USA Olympic Development camp to tryout for positions on the U.S.A. junior teams ... had a career high 23 points at Big Ten tourney vs. Michigan missing just one field goal (8-9 or 88.9%) and one free throw (7-8 or 87.5%) ... had seven double-doubles including four-straight in January ... started the first 13 games at post for the injured Amy Wiersma and became a regular in the lineup starting 27 of 31 games on the season ... named all-Big Ten honorable mention by a vote of both panels and was the only freshman to figure among the top scorers (16th) and rebounders (9th) in the Big Ten Conference ... ranked first on the team in rebounding (6.9) and third in scoring with 12.6 points per game ... opened her freshman year against Stanford collecting her first career double-double with 20 points and 12 boards ... had a career high 13 rebounds against Michigan ... led the team in blocks with 19 ... also ranks first in UW Freshmen Records in free throws made (88) and attempted (134) and is third in field goals made (152) and Pct. (50.2)

Of Special Note:

- Two-time WNIT all-tournament team
- UW leading scorer and rebounder in 1999 and 2000
- Set school record for double-figure scoring with 83 and counting, including 45-straight
- 2000 All-Big Ten second team by the media and HM by coaches
- 1999 first-team all-Big Ten
- 1998 Big Ten Freshman of the Year
- Wisconsin's first Parade first-team all-American recruit (1997)
- 1997 Wisconsin AP and Gatorade State Player of the Year and 'Miss Basketball'



1999-2000 STATS

Sims	Pts	Reb	Asst	Stl	Iowa	11	9	3	1
Southern Illinois	13	7	2	3	#7 Penn State	14	17	1	2
#24 Nebraska	14	6	0	1	MINNESOTA	15	7	0	3
#8 Rutgers	11	5	0	0	#6 PENN STATE	15	7	0	3
Northeastern	22	6	1	3	RICE	10	8	1	3
UW-Green Bay	17	9	1	1	Minnesota	12	4	0	1
#3 TENNESSEE	14	8	6	1	MICHIGAN STATE	17	4	2	1
Marquette	13	3	2	2	Michigan	17	9	0	2
IUPUI	10	8	1	1	INDIANA	20	10	1	1
PURDUE	13	8	1	3	Illinois	19	5	1	2
#15 ILLINOIS	3	9	2	0	Minnesota (BT)	10	4	3	0
Loyola	22	9	3	2	Purdue (BT)	7	8	2	3
Michigan State	23	12	1	2	FAIRFIELD (NIT)	13	7	4	1
Northwestern	13	13	2	1	DEPAUL (NIT)	20	10	2	1
Ohio State	16	11	2	1	MICH. ST. (NIT)	28	16	2	2
MICHIGAN	9	13	1	0	COLO ST. (NIT)	15	12	0	2
OHIO STATE	17	6	1	2	FLORIDA (NIT)	9	6	0	1

Sim's High School Notes: First UW recruit to be honored nationally as a Women's Basketball Coaches Association/Nike prep all-American ... also UW-Madison's first multiple *Parade* All-American as a first team honoree in 1997, and as one of just nine juniors to make the fourth team in 1996 ... 1997 Associated Press, Wisconsin's Miss Basketball, and a two-time Gatorade Player of the Year for the state of Wisconsin in 1996 and 1997 ... accumulated 665 points for a 26.2 scoring average as a senior adding 10.9 rebounds, 2.3 assists, 3.6 steals and 4.0 blocked shots per game ... led her team to the 1997 WIAA State Championship with a 25-1 record ... she set both the Racine Park scoring (2,005) and rebounding (1,496) all-time records her senior year, breaking the scoring record of held by former UW player, Keisha Anderson ... has been rumored to be able to dunk ... as a junior shot .549 percent from the floor and averaged 21.1 points, 10.8 rebounds, 3.8 blocks, 3.6 steals and 2.2 assists ... three-time Racine Journal Times all-Racine County Player of the Year ... three-year member of the school's honor roll, and was active in the Future Business Leaders of America

LaTonya Sims: Up Close and Personal

Personal: Born 1-8-79; parents are Eugene and Brenda Sims; mom was pictured in 1968 *Sports Illustrated* Faces in Crowd for breaking the national inter-scholastic record for the 50 yd low hurdles; Nickname is 'LT'

Favorites: Subject: Spanish ... Food: Pizza ... Color: Black ... Activities: shopping ... Vacation Spot: Australia ... Favorite Sport other than basketball: Volleyball

My favorite things: Anything black, pictures of my family, money; membership in the Alpha Kappa Alpha Sorority, Inc.

What is your favorite cartoon character?
Smurfette

What is your favorite book? *Romona and her Father*

Person (s) Most Admired: My parents, my brother and God

Most Memorable Basketball Achievement: State title, AAU trip to China 1996, All-America game 1997

Best sports experience: Winning state tournament in 1997

Best UW road experience: Being stuck in Michigan for four days

Toughest Opponent I've Faced: My brother Eugene, Jr.

To calm my nerves before a game I: Listen to music

In preseason training I worked on: My jump shot and conditioning

My Most Prized Possession is: Life

Dream as a Collegiate Player: Win Big Ten Championship and NCAA Championship

Favorite Spot on Campus: My bed

Autobiography Title: "LaTonya X"

If I could bring one thing from my hometown, I'd bring: My parents

If I could have any job, I'd be: A supermodel

The community service activity or group I most like: Working with kids

What would you be doing if you weren't playing collegiate basketball? A supermodel

What do you do on your days off from basketball workouts? Shop until I drop

What motivates you? My self-determination

What's it like living in the No. 1 place to live in the country? It's Grrrrreat!!

QUICK PICKS: Bestseller or blockbuster?

Blockbuster **MTV, ESPN or PBS?** MTV; **Burger or grilled chicken salad?** Salad; **Sweats or skirt?** Skirt; **Sunrise or moonlight?** Moonlight; **Roller coaster or merry-go-round?** Roller Coaster; **Hotels or camping?** Hotels; **Porsche or Mercedes?** Mercedes; **Broccoli or cheesecake?** Cheesecake; **Friends or ER?** ER; **Backstreet Boys or Will Smith?** Backstreet Boys; **"Survivor" or "Millionaire"?** "Survivor"!

Major: Spanish/marketing

Career Goal: Business, basketball, modeling

30 Tamara Moore



**Junior
5-11 Guard
Minneapolis, MN
North Community
High School
Coach: Faith Johnson**

Moore's Career Single Game Highs

Points—29 vs. Ohio State 1/16/00
Field Goals—11 vs. Ohio State
1/16/00
Field Goal Att.—16 vs. Ohio State
1/16/00
3-Pt. Goals—4 vs. Minnesota 2/3/00
3-Pt. Att.—7 vs. Minnesota 3/2/00
Free Throws—10 vs. Nebraska
11/21/99
Free Throw Att.—14 vs. UC-Santa
Barbara, 11/20/98 and vs.
Nebraska 11/21/99
Rebounds—12 three time
Assists—9 vs. Siena 3/14/99
Steals—8 vs. Ohio State 1/16/00
Blocks—4 vs. Arkansas 3/23/99

Moore in Post Season Play

2000 WNIT Championship, Madison, WI
1999 WNIT Finals, Fayetteville, ARK

1999-00: Name pronounced tah MAR a ... MVP of the WNIT Championship and all-WNIT tourney team in 1999, Tamara Moore is Wisconsin's Ms. Versatility ... UW's 2000 team MVP, she is able to play the one, two or three positions, and is an astute student of the game ... team's emotional leader ... extremely athletic, gifted player, with the ability to take over a game by her scoring, rebounding or defensive bursts ... ranks among the team and conference leaders in scoring, free throw shooting, steals and assists ... scored consecutive career-high points vs. NU (28) and OSU (29) ... had a career-high eight steals vs. OSU ... had three double-doubles ... one of the leading scorers on the Big Ten all-Star tour averaging 11.4 points and led in assists (3.6) and steals (3.0) ... led UW team in assists (3.3), and steals (2.5) a second-straight year, and was third in scoring (13.5) and rebounding (5.1) ... named to Rutgers all-tournament team ... ranks 12th in UW career steals with 163 after setting the frosh record last year with 80; ranks second in career free throw shooting hitting .787 percent ... Big Ten Player of the Week for Jan. 17, 2000 ... named all-Big Ten Honorable Mention by the coaches and media in 2000

1998-99: Named to the WNIT all-tournament team ... ranked third in team scoring (10.8) ... only UW frosh to ever lead team in three categories—tied for first in assists (3.3), was first in steals (2.5), and led in free throw percentage (.811) ... set the UW frosh steals record with 80 and ranked fourth in the Big Ten ... had two double-doubles ... wowed UW fans with her ball handling and spin moves ... had career highs in the WNIT game against Indiana State with 28 points on 10-of-14 shooting and sinking 7-of-7 free throws; also had nine assists ... earned team defensive and free throw excellence awards

High School: 1998 Minnesota Player of the Year and 'Miss Basketball' ... averaged 24.6 points, 11.2 rebounds, 7.0 assists and 6.0 steals and hit 63 percent from the field her senior season ... led her team to a 56-2 record including the 1998 Minnesota State class 3A championship with a 29-0 record ... team ranked 13th in the final USA Today poll ... 1998 second team *Parade* All-American and *USA Today* High School third team all-American ... Nike/WBCA prep all-American with her invitation to the all-star game where she recorded 13 points, 7 rebounds and 4 steals ... Minnesota POY by both the Associated Press and the Minneapolis Star Tribune ... one of 12 named to the U.S. team participating in the 19-under Women's World Championship in July in New Orleans ... *Street and Smith* all-American was a four year starter who led the Minneapolis City Conference in scoring four consecutive seasons becoming the all-time leading scorer at North with 2,256 career points ... also collected 1,044 rebounds, 547 steals, and 530 assists in 111 games ... 1996 AAU state championship team ... all-Metro selection three years and two-time Class 3A Player of the Year in basketball ... was coached by former Badger Faith Johnson (1980-85) ... also lettered in volleyball and softball three years, and one year in track ... served as the student council president two years, honor roll, graduated with a 3.5 cumulative grade point average

Of Special Note:

- 2000 WNIT MVP and 1999 WNIT all-tournament team
- All-Big Ten honorable mention by both coaches and media
- Rutgers all-tournament team Nov. 1999
- Big Ten Player of the Week for Jan. 17, 2000
- Nike/WBCA prep all-American
- 1998 *Street and Smith* prep all-American
- 1998 second team *Parade* All-American and *USA Today* High School third team all-American
- 1998 Minnesota AP Player of the Year and Miss Basketball
- 1998 Minnesota state championship team with a 29-0 record

Moore's Career Record

Season	G/S	FG	FGA	PCT	3PT	3PTA	PCT	FT	FTA	PCT	REB	AVG	PF/D	A	TO	BL	ST	MIN	PTS	AVG
1998-99	32/26	121	273	.443	19	56	.339	86	106	.811	158	4.9	101/6	107	145	25	80	928	347	10.8
1999-00	33/30	152	329	.462	24	69	.348	117	152	.770	167	5.1	92/2	108	133	23	83	999	445	13.5
TOTALS	65/56	273	570	.453	43	125	.344	203	258	.787	325	5.0	193/8	215	278	48	163	1927	792	12.2

Tamara Moore: Up Close and Personal

Personal: Born 4-11-80; parent is Rita Johnson;

Nickname is Tee-Tee Mama

Favorites: Subject: African-American history ... Food:

Lasagna ... Color: Orange ... Activities: Going to

movies, shopping, listening to music ... Vacation

Spot: Tennessee ... Favorite Sport other than basket-

ball: Volleyball and softball

Favorite Activities: Going to movies, shopping, listen-

ing to music

Favorite Spot on Campus: Kohl Center

What is your favorite cartoon character? Lala the

Teletubbie

Person(s) most admired: My family

Best sports experience: Winning the 1998 state

tournament and going 29-0

Most memorable basketball achievement: Being

named Miss Basketball

Autobiography Title: "Moore to Come 2000"

If I could bring one thing from my hometown, I'd

bring: My family

In preseason conditioning I worked on: Endurance

and weight training

If I could have any job I'd be: The first woman

president

Years from now I'll remember BadgerBall for:

All of the great fans

The community service activity or group I most

like: Helping serve the homeless food on

Thanksgiving Day

Who would play you in a movie about your life?

Tia and Tamera Mowery

The one word that describes me: Outgoing

What is your favorite book? *Native Son*

What motivates you? Just knowing people are watch-

ing me

What is significant about your number? It reminds

me of a player who wasn't able to follow her dreams,

so I want to continue her dream

Dream as a collegiate player: To be an impact player

and take Wisconsin to the Final Four

QUICK PICKS: Bestseller or blockbuster? Blockbuster

MTV, ESPN or PBS? ESPN; **Burger or grilled**

chicken salad? Salad; **Sweats or skirt?** Skirt;

Sunrise or moonlight? Sunrise; **Roller coaster or**

merry-go-round? Roller Coaster; **Hotels or camp-**

ing? Hotels; **Porsche or Mercedes?** Mercedes;

Broccoli or cheesecake? Cheesecake; **Friends or**


ER? Friends; **Backstreet Boys or Will Smith?** Will

Smith; **"Survivor" or "Millionaire"?** "Millionaire"!

Major: Child and Family Studies

Career goal: Play professionally, or teach 5-6 grade and

coach high school basketball



1999-2000 STATS

Moore	Pts	Reb	Asst	Stl	Iowa	11	11	0	2
Southern Illinois	6	3	2	0	#7 Penn State	15	3	2	2
#24 Nebraska	18	5	3	5	MINNESOTA	22	4	3	3
#8 Rutgers	19	2	2	2	#6 PENN STATE	5	9	6	7
Northeastern	12	12	3	0	RICE	17	5	2	3
UW-Green Bay	11	12	2	2	Minnesota	22	8	1	2
#3 TENNESSEE	4	3	3	1	MICHIGAN STATE	12	6	0	1
Marquette	24	2	2	2	Michigan	11	5	6	2
IUPUI	2	3	4	2	INDIANA	2	3	4	3
PURDUE	12	7	3	3	Illinois	17	5	6	1
#15 ILLINOIS	13	6	7	1	Minnesota (BT)	10	4	2	2
Loyola	9	5	6	4	Purdue (BT)	13	3	4	1
Michigan State	8	0	5	2	FAIRFIELD (NIT)	7	3	4	2
Northwestern	28	3	2	2	DEPAUL (NIT)	16	8	1	4
Ohio State	29	4	5	8	MICH. ST. (NIT)	13	7	5	4
MICHIGAN	16	4	1	0	COLO ST. (NIT)	9	1	4	2
OHIO STATE	7	6	1	4	FLORIDA (NIT)	25	5	7	4

32 Kyle Black



**Junior
5-11 Guard
Indianapolis, IN
North Central High School
Coach: Alan Vickrey**

Black's Career Single Game Highs

Points—18 vs. Western Kentucky
12/10/98
Field Goals—6 vs. W. Kentucky
12/10/98
Field Goal Att.—14 vs. W. Kentucky
12/10/98
3-Pt. Goals—4 three times
3-Pt. Att.—10 vs. Western Kentucky
12/10/98
Free Throws—4 vs. Indiana State,
3/11/99 and vs. Memphis 3/20/99
Free Throw Att.—5 vs. Memphis
3/20/99
Rebounds—6 vs. Indiana 1/10/99
Assists—7 vs. Northwestern
1/22/99
Steals—4 vs. Purdue, 3/3/00
Blocks—1 twice

Black in Post Season Play

2000 WNIT Championship, Madison
1999 WNIT Finals, Fayetteville, ARK

1999-00: Kyle Black continues her role as the main three-point sniper and instant offense off the bench ... scored 14 points in just 16 minutes against Illinois Jan. 4, tying a school record by hitting four-of-four three-point goals ... hit 23-of-81 three-pointers for .284 percent, the second most three-point goals on the team ... counted on for great defense ... snared a career-high four steals at the Big Ten Tournament against Purdue ... averaged 4.9 ppg and 17-of-23 from the free throw line for .739 percent ... ranks sixth in UW career three-point goals with 59 and seventh in attempts with 184 for a .321 career percentage that ranks eighth all-time

1998-99: Badger's premier three-point shooter moved to sixth on the career charts while hitting 36-of-103 for .350 pct.; ranks second in all frosh three-point shooting categories ... found her range in the college game with career highs of 18 points versus Western Kentucky and seven assists versus Northwestern ... counted on as the primary zone breaker and a defensive spark off the bench ... hit 4-of-5 three pointers against Michigan and hit 4-of-6 three-pointers at the Big Ten Tournament versus Ohio State ... played some point guard in addition to shooting guard ... averaged 6.1 points/game ... earned the sixth player team award for her energetic play off the bench

High School: Earned all-State, and *Star/News* all-County honors for the second year while setting all-time school records in scoring (1425), steals (245) and assists (274) ... had a season high 36 points against Columbia City ... senior averages were 17.9 points, 6.0 rebounds, 2.8 steals and 3.0 assists ... shot 51 percent from the floor (165-325), including .374 from the three point line (40-107) and 74 percent from the line (77-104) ... a first-team Indiana all-State pick her senior year, she was named an Indiana all-Star and participated in the Indiana-Kentucky prep all-Star game in the summer of '98 ... was a member of Indiana's Finest Black 16-under AAU state championship team three years and played on the 1995 AAU national championship team and the national runnerup team in 1997 earning AAU all-American honors... averaged 17.1 points, 7.7 rebounds, 3.7 steals and 4.1 assists as a junior ... recorded the school's first triple double with 17 points, 11 rebounds and 11 steals in a game ... cross country runner in the fall, she also excels as the school record-holder and state finalist in the discus (124-8) and ranks third in her school's records in the shot (37-11) ... member of National Honor Society and a Spell Bowl team member

Of Special Note:

- Kyle is dedicating her season to the late Roger Thompson, "who was my father figure, and a BadgerBall fanatic."
- Wisconsin's main three-point threat ranking sixth in UW career three-point goals with 59
- First-team all-State
- 1998 Indiana all-Star
- 1997 AAU All-American second team as runnerup national champions
- 1995 AAU national champion team member

Black's Career Record

Season	G/S	FG	FGA	PCT	3PT	3PTA	PCT	FT	FTA	PCT	REB	AVG	PF/D	A	TO	BL	ST	MIN	PTS	AVG
1998-99	32/1	65	166	.392	36	103	.350	30	40	.750	71	2.2	31/0	50	58	1	19	622	196	6.1
1999-00	32/4	58	138	.420	23	81	.284	17	23	.739	63	2.0	22/0	30	35	1	20	543	156	4.9
TOTALS	64/5	123	304	.405	59	184	.331	47	63	.746	134	2.1	53/0	80	93	2	39	1165	352	5.5

Kyle Black: Up Close and Personal

Personal: Born 3-4-80; parent is Anne Black

Favorites: Favorite sport(s) other than basketball: Football; Favorite place to vacation: The mountains of Colorado; Favorite Color: Blue; Favorite Food: Peaches; Activities: Sports and working with children

Best sports experience: Playing basketball in Europe the summer I turned 16 and going to Australia in 1999

Person(s) Most Admired: My mom

What are your favorite things? My kitten Maggie and my CD player

Favorite arena where I've played: Market Square Arena in Indianapolis

If I could play another UW sports it would be: Track and Field

Best UW Road Trip: New York City to play Rutgers

In preseason training I worked on: Conditioning, agility and strength

My Most Prized Possessions are: My family, my friends, and my music

Dream as a Collegiate Player: To help lead the Badgers to a national championship

Favorite Spot on Campus: Paisan's

Autobiography Title: "One Step Closer"

If I could have any job, I'd be: An astronaut

Most memorable basketball achievement: Being named an AAU All-American

What do you do on your days off from basketball workouts? Spend time with my friends and do homework

What motivates you? The love of the game and seeing how happy little kids are when they see me play

One word that describes me: Humble

The community service activity or group I most like: Serving food to the homeless on Thanksgiving Day or Meals on Wheels

What is your favorite cartoon character? Tigger from Winnie the Pooh

Favorite book? *To Kill a Mockingbird*

QUICK PICKS: Bestseller or blockbuster?

Blockbuster; **MTV, ESPN or PBS?** ESPN;

Burger or grilled chicken salad? Burger;

Sweats or skirt? Sweats; **Sunrise or moonlight?** Moonlight; **Roller coaster or merry-go-round?** Roller Coaster; **Hotels or camping?** Camping; **Porsche or**

Mercedes? Mercedes; **Broccoli or cheese-**

cake? Cheesecake; **Friends or ER?** Both;

"Survivor" or "Millionaire"? "Millionaire"

Major: Business

Career Goal: To become a collegiate basketball coach, or own my own restaurant



1999-2000 STATS

Black	Pts	Reb	Asst	Stl	Iowa	10	3	2	1
Southern Illinois	0	0	0	0	#7 Penn State	2	2	0	1
#24 Nebraska	DNP				MINNESOTA	0	1	0	0
#8 Rutgers	4	1	1	0	#6 PENN STATE	8	3	0	2
Northeastern	6	5	3	0	RICE	4	0	1	1
UW-Green Bay	5	3	0	0	Minnesota	2	0	1	0
#3 TENNESSEE	3	0	0	0	MICHIGAN STATE	11	2	3	1
Marquette	0	0	0	1	Michigan	2	1	2	0
IUPUI	7	4	0	0	INDIANA	4	1	0	0
PURDUE	5	3	1	0	Illinois	0	0	1	0
#15 ILLINOIS	14	0	0	0	Minnesota (BT)	6	4	1	0
Loyola	9	5	3	2	Purdue (BT)	2	1	0	4
Michigan State	4	3	1	0	FAIRFIELD (NIT)	3	4	0	2
Northwestern	5	3	3	0	DEPAUL (NIT)	2	0	0	1
Ohio State	6	3	0	0	MICH. ST. (NIT)	10	2	3	2
MICHIGAN	2	1	1	0	COLO ST. (NIT)	9	5	0	0
OHIO STATE	10	0	1	1	FLORIDA (NIT)	1	3	2	1



Junior
6-3 Forward
Oakdale, MN
Tartan High School
Coaches: Lisa Dooley and
Brian Peterson

Stomski's Career Single Game Highs

Points—34 vs. Ohio State 2/12/99
 Field Goals—12 vs. Ohio State
 2/12/99
 Field Goal Att.—17 vs. Ohio State
 2/12/99 and Penn State 1/20/00
 3-Pt. Goals—1 three times
 3-Pt. Att.—1 several times
 Free Throws—11 twice
 Free Throw Att.—14 twice
 Rebounds—17 vs. Penn State
 1/30/00
 Assists—5 vs. Nebraska 11/21/99
 Steals—5 vs. Northwestern 1/12/00
 Blocks—5 vs. Loyola 1/7/00

Stomski in Post Season Play

2000 WNIT Championship, Madison, WI
 1999 WNIT Finals, Fayetteville, ARK

41 Jessie Stomski

1999-00: Gifted, strong, mobile post player, with great range and an accurate eye ... 1999 Big Ten Freshman of the Year was second on the team in scoring (13.6) and second in rebounding (7.6) ... hit 45.8 percent from the field and 76 percent of her free throws ... had seven double-doubles and notched career-high 17 rebounds against #7 Penn State on 1/30 ... a critical member of UW's supersized and formidable front line along with teammates Nina Smith and LaTonya Sims ... Stomski reset Sims' UW freshmen scoring and rebounding records, and was the first freshman to score over 400 points in a season (459) ... named to two all-tournament teams at Nebraska and Rutgers and was the Nebraska MVP ... Big Ten Player of the Week for Nov. 22, 1999 ... has recorded single game career highs in rebounds (17), assists, steals and blocks with 5 ... ranks 17th in career scoring with 893 points and 18th in career rebounding with 457; also ranks fifth in UW career field goal shooting percentage hitting .514 ... named all-Big Second Team by the coaches and honorable mention by the media in 2000

1998-99: 1999 Big Ten Freshman of the Year and named third team member of the national all-College Freshmen team by the Women's Basketball News Service ... was the only Big Ten player to make the 15-person roster ... earned second team all-Conference honors by a vote of the media, and was honorable mention in the coaches ballot ... came cooley off the bench the first five games to score double figures for the Badgers and started 26 games ... Badgers' second-leading scorer with 14.3 points and tied Sims for rebounding honors with 6.7 ... set a then-UW career field goal percentage mark and ranked second in the Big Ten hitting .572 (182-318) ... first UW frosh to score over 400 points as she reset the UW freshmen scoring mark with 459 points and tied the rebound mark with 214 ... set the UW frosh single game scoring record with 34 points vs. Ohio State (2/12) and had 14 rebounds vs. Michigan ... had six double-doubles

High School: Was the dominant center in the state averaging 28.1 points and adding 12.7 rebounds, 3.5 assists, and 3.1 steals ... earned first team all-state Class AAAA and Pioneer Press All-Metro selection ... is a three-time all-conference selection and an all-state player in volleyball and track ... collected 1,765 points, 878 rebounds, 159 assists and 155 steals in her career ... holds the state record for most free throws in a game with 22, including 21 in a row ... the team MVP averaged .790 from the free throw line as a senior and redefined the center position to include agility, ball handling and passing ... averaged 22 points and 10 rebounds as a junior ... played on the state 16-under Tartan-North AAU team with Badger teammate Tamara Moore scoring 25 points per game

Of Special Note

- **2000 All-Big Ten second team by the coaches and honorable mention by the media**
- **Named to two all-tournament teams at Rutgers and Nebraska (MVP), Nov. '99**
- **Big Ten Player of the Week for Nov. 22, 1999**
- **1999 Big Ten Freshman of the Year and Second team all-Big Ten**
- **1999 member national all-College Freshman Team**
- **1999 led UW and ranked 2nd in Big Ten in field goal pct. with .572**
- **First team all-State**

Stomski's Career Record

Season	G/S	FG	FGA	PCT	3PT	3PTA	PCT	FT	FTA	PCT	REB	AVG	PF/D	A	TO	BL	ST	MIN	PTS	AVG
1998-99	32/26	182	318	.572	0	2	.000	95	132	.720	214	6.7	112/8	33	86	24	33	936	459	14.3
1999-00	32/32	151	330	.458	4	7	.571	128	168	.762	243	7.6	111/4	50	105	27	42	994	434	13.6
TOTALS	64/58	333	648	.514	4	9	.444	223	300	.743	457	7.1	223/12	83	191	51	75	1930	893	14.0

Jessie Stomski Up Close and Personal

Personal: Born: 2/2/80; Parents are Jeanie Marquardt and Terry Stomski

Favorites: Favorite Subject: English; Favorite Color: Red; Favorite Food: Italian; Favorite place to vacation: Sydney, Australia

Best sports experience: State tournament

Activities of Interest: Sports, writing, reading, and being with my friends

Person(s) Most Admired: Michael Jordan

What are your favorite things? My cat Angelo, traveling and having fun!

Favorite spot on campus: State Street

Favorite arena where I've played: Kohl Center

My basketball superstitions: Too many to count

If I could play another UW sports it would be: Volleyball

Best UW Road Trip: Michigan, 2000

In preseason training I worked on: Different moves

My Most Prized Possessions are: My Gigi's (baby blanket)

Dream as a Collegiate Player: Win a national championship

Autobiography Title: "Movin' on Up"

The community service activity or group I most like: Visiting the children's hospital

What would you be doing if you weren't playing collegiate basketball? Traveling

Which is your favorite professional women's basketball team and why? Lynx, because its my hometown.

What do you do on your days off from basketball workouts? Relax.

What motivates you? My urge to be the best

What's it like living in the No. one place to live in the country? Everyone drives too slowly

What is your favorite cartoon character? Scooby Doo

What is your favorite book? *Demian* By: Herman Hesse

One word that describes you? Mischievous

QUICK PICKS: Bestseller or blockbuster?

Blockbuster **MTV, ESPN or PBS?** MTV;

Burger or grilled chicken salad? Burger;

Sweats or skirt? Sweats; **Sunrise or**

moonlight? Moonlight; **Hotels or camp-**

ing? Camping; **Porsche or Mercedes?**

Mercedes; **Broccoli or cheesecake?**


Cheesecake; **Friends or ER?** Friends;

Backstreet Boys or Will Smith? Neither;

"Survivor" or "Millionaire"? "Millionaire"!

Major: Journalism

Career Goal: Journalism/Author



1999-2000 STATS

Stomski	Pts	Reb	Asst	Stl	Iowa	8	9	0	-2
Southern Illinois	15	6	2	2	#7 Penn State	10	17	1	0
#24 Nebraska	24	14	5	2	MINNESOTA	11	9	2	1
#8 Rutgers	13	5	2	1	#6 PENN STATE	14	2	1	0
Northeastern	24	10	1	1	RICE	8	7	0	5
UW-Green Bay	14	10	1	0	Minnesota	18	12	0	1
#3 TENNESSEE	12	7	2	1	MICHIGAN STATE	18	9	3	2
Marquette	11	6	0	0	Michigan	16	9	4	0
IUPUI	13	11	1	0	INDIANA	9	7	2	4
PURDUE	9	7	0	0	Illinois	11	4	3	0
#15 ILLINOIS	20	5	2	3	Minnesota (BT)	10	6	1	4
Loyola	18	7	1	0	Purdue (BT)	15	7	1	0
Michigan State	7	2	1	0	FAIRFIELD (NIT)	13	4	2	0
Northwestern	10	10	2	5	DEPAUL (NIT)	18	7	1	1
Ohio State	5	3	2	0	MICH. ST. (NIT)	DNP			
MICHIGAN	20	7	2	1	COLO ST. (NIT)	8	8	1	3
OHIO STATE	18	8	2	3	FLORIDA (NIT)	14	8	2	0



43 Kristi Seeger

**Sophomore
6-0 Forward
Stoughton, WI
Stoughton High School
Coach: Rich Hall**

Seeger's Career Single Game Highs

Points—7 vs. Fairfield 3/15/00
Field Goals—3, twice
Field Goal Att.—5 vs. Penn State
1/30/00
3-Pt. Goals—1, twice
3-Pt. Att.—1 several times
Free Throws—3 vs. Minnesota
2/3/00
Free Throw Att.—4 vs. Minnesota
2/3/00
Rebounds—6, twice
Assists—1 several times
Steals—2 three times
Blocks—0

Seeger in Post Season Play
2000 WNIT Championship, Madison, WI

1999-00: Became the first post off the bench during Nina Smith's injury ... gained career highs with eight points and six rebounds during the post season run ... heads-up, well-conditioned athlete with ability to run the floor ... doesn't make mistakes with nine turnovers and just four fouls all season in 172 min. (7.2 min. per game) ... Averaged 2.1 points and 1.7 rebounds and scored the majority of her points in the WNIT tournament

High School: Averaged 15.8 points, 9.4 rebounds, 4.0 assists and 4.4 steals per game as her team finished 14-8 losing in the WIAA state sectional semifinal ... as a junior she led her team to a school-best 24-1 record and its first WIAA state tournament appearance ... projected as a three-four player, Seeger can post up, penetrate, pass or shoot the three ... named first team all-Badger Conference for the fourth straight year while earning all-area *Wisconsin State Journal* and *Capital Times* honors ... Associated Press all-State third team honoree, she missed three games during the season due to illness, but still led her conference in scoring averaging 15.5 points ... completed her four-year career with 1,216 points (14.5 average), and had 634 rebounds for a 7.5 average ... was the 1998 Badger Conference and WSJ Area Player of the Year, and earned AP second team all-state honors ... nine-time letter winner as a junior, she is an all-conference player in volleyball and softball, and holds the school record for freshmen in the shot put, discus and triple jump ... an academic honors student, she is a member of the Philo Club and a TAG (Talented and Gifted) member as well as on the high honor role and listed in *Who's Who* Among High School Students

Of Special Note:

- Reserve post who plays a smart, turnover-free game
- 1999 first team all-Area and third team all-State; AP Second Team all-State in 1998
- Letterwinner as an all-conference performer in basketball, volleyball, softball and track & field
- An academic honors student and member of TAG (Talented & Gifted)

Seeger's Career Record

Season	G/S	FG	FGA	PCT	3PT	3PTA	PCT	FT	FTA	PCT	REB	AVG	PF/D	A	TO	BL	ST	MIN	PTS	AVG
1999-00	24/0	18	37	.486	2	4	.500	13	19	.684	41	1.7	4/0	5	9	1	12	172	51	2.1
TOTALS	24/0	18	37	.486	2	4	.500	13	19	.684	41	1.7	4/0	5	9	1	12	172	51	2.1

Kristi Seeger Up Close and Personal

Personal: Born 7/4/81; parent is Lynne Seeger and Jim Seeger; Nickname is Kriddy

Favorites: Favorite Subject: Nutritional science; Favorite Food: Taco's, Subs, Grandma's apple pie; Favorite Color: Green; Activities: sports, movies, friends; Vacation Spot: Destin, Florida.; Favorite Sports other than basketball: volleyball, playing softball, and watching hockey and football

My favorite things: My family, friends, basketball, smiles

Person(s) Most Admired: My mom

Most Memorable Basketball

Achievement: Playing in the WNIT and winning the team title

Best UW road trip: New York

To calm my nerves before a game I: Pray, and have some quiet psych-up time

In preseason training I worked on:

Strength and my jump shot

My Most Prized Possession is: My family and my Bible

Dream as a Collegiate Player: Win an NCAA championship

Favorite Spot on Campus: Other than the Kohl Center it's the Union Terrace

Autobiography Title:

If I could bring one thing from my hometown, I'd bring: Abe

If I could have any job, I'd be:

Something in nutritional science

The community service activity or group I most like: Helping with youth basketball and Habitat for Humanity

Is there something significant about your jersey number? I had 34 in my junior high and switched to 43 in high school

What motivates you? When people tell me I can't do something.

What is your favorite cartoon character? Tigger, from Winnie the Pooh

What is your favorite book? *My Soul to Keep*

QUICK PICKS: Bestseller or blockbuster? Blockbuster; MTV, ESPN or

PBS? ESPN; **Burger or grilled chicken**

salad? Grilled chicken salad; **Sweats**

or skirt? Sweats; **Sunrise or moon-**

light? Moonlight; **Hotels or camping?**

Camping; **Porsche or Mercedes?**

Porsche; **Broccoli or cheesecake?**

Broccoli; **Friends or ER?** Friends;

Backstreet Boys or Will Smith? Will

Smith; **"Survivor" or "Millionaire"?**

"Millionaire"

Major: Undeclared

Career Goal: Find a job that I love to do



1999-2000 STATS

Seeger	Pts	Reb	Asst	Stl	Iowa	5	2	0	0
Southern Illinois	DNP				#7 Penn State	6	6	1	2
#24 Nebraska	DNP				MINNESOTA	2	2	1	1
#8 Rutgers	0	0	0	0	#6 PENN STATE	0	0	1	1
Northeastern	DNP		0		RICE	4	6	1	0
UW-Green Bay	DNP				Minnesota	3	1	0	0
#3 TENNESSEE	DNP				MICHIGAN STATE	2	2	0	2
Marquette	DNP				Michigan	2	0	0	0
IUPUI	DNP				INDIANA	0	4	0	0
PURDUE	0	0	0	0	Illinois	3	1	0	0
#15 ILLINOIS	0	0	0	0	Minnesota (BT)	0	0	0	1
Loyola	1	2	0	0	Purdue (BT)		DNP		
Michigan State	DNP				FAIRFIELD (NIT)	7	6	0	1
Northwestern	0	0	0	0	DEPAUL (NIT)	2	0	0	0
Ohio State	2	2	1	2	MICHI. ST. (NIT)	8	4	0	2
MICHIGAN	0	0	0	0	COLO ST. (NIT)	2	1	0	0
OHIO STATE	2	1	0	0	FLORIDA (NIT)	0	1	0	0

45 Krista Bird



**Senior
6-3 Center
Owatonna, MN
Owatonna High School
Coach: Barry Olson**

Bird's Career Single Game Highs

(injured first 14 games as a freshman and last 18 games as a sophomore)

Points—8 (twice)

Field Goals—4 vs. Bowling Green
11/15/98

Field Goal Att.—8 vs. Bowling Green
11/15/98

3-Pt. Goals—0

3-Pt. Att.—0

Free Throws—2 several times

Free Throw Att.—4 several times

Rebounds—9 vs. UW-Milwaukee
11/17/98

Assists—2 several times

Steals—2 vs. Bowling Green
11/15/98

Blocks—2 several times

Bird in Post Season Play

2000 WNIT Championship, Madison, WI

1998 NCAA 1st Rnd, Gainesville, FL

1999-00: First full season without injury ... playing time increased with injury to Nina Smith ... had first career start and saw her most minutes of the season (18) versus Illinois which resulted in her best game with six points, four rebounds and one assist ... has a deadly shot in the post or from 15 feet facing the basket ... averaged 1.8 points and 1.9 rebounds

1998-99: Started out having a career year as she set career-highs of eight points and nine rebounds in the first two games ... added 2.9 points and 2.4 rebounds as a reserve post player ... spent much of her time on the bench with a broken bone in her foot both her freshman and sophomore seasons ... after sitting out half of 1997-98 with a broken foot, she broke the same bone Jan. 1 and played only 14 games

1997-98: Began the season with a fractured right foot that required surgery and rehabilitation ... was on crutches for six weeks and missed the first 14 games. ... played sparingly averaging just four minutes per game at center due to her lack of practice and conditioning because of injury ... is a very capable scorer and rebounder ... has a nice touch from the free throw line where she was a perfect four-of-four

High School: Averaged 18.4 points, 8.7 rebounds, 3.2 blocks and 2.2 assists as a senior leading team to the state tournament in 1997 and a 20-4 record ... hit 75.9% of her free throws (63-83) and 60.6% of her field goals (189-311) ... four-year varsity player with a career hitting percentage of 56.3% of her field goals (527 for 936) and 74.2% of her free throws (190-256) ... also recorded the top three field-goal percentage marks in school history with 60.6% as a senior, 54.6% as a sophomore and 53.8% her junior season, and has the school's top free-throw mark (84.4%), set in 1995-96 ... junior stats include averages of 17.8 points, 10.5 rebounds, 4.8 blocks and 2.3 assists to help Owatonna to a 19-5 record ... also recorded 151 blocks, hit 84.4% of her free throws (92-109) ... hails from Owatonna (Class AA), located about 50 miles south of the Twin Cities

Of Special Note:

■ Had first full healthy season as a junior; doubled her playing time after suffering season-ending injuries her first two years and playing only half the year

Bird's Career Record

Season	G/S	FG	FGA	PCT	3PT	3PTA	PCT	FT	FTA	PCT	REB	AVG	PF/D	A	TO	BL	ST	MIN	PTS	AVG
1997-98	10/0	2	8	.250	0	0	.000	4	4	1.00	11	1.1	3/0	0	4	1	0	35	8	0.8
1998-99	14/0	18	49	.367	0	0	.000	4	9	.444	34	2.4	21/0	3	9	4	8	181	40	2.9
1999-00	30/1	22	50	.440	0	0	.000	9	13	.692	56	1.9	25/0	15	35	12	6	281	53	1.8
Totals	54/1	42	107	.393	0	0	.000	17	26	.654	101	1.9	49/0	18	48	17	14	506	101	1.9

Krista Bird: Up Close and Personal

Personal: Born 12-15-78; parents are Pam Bird and Mark Bird; Nickname is Big Bird, K.B.

Favorites: Subject: Sociology classes ... Food: Lasagna ... Color: Navy Blue ... Activities: Playing volleyball, basketball ... Vacation Spot: Australia ... Favorite Sport other than basketball: Volleyball

My favorite things: Listening to music, basketball, hanging out with friends, travel

Person(s) Most Admired: My mom

Most Memorable Basketball Achievement: Winning the WNIT Championship

Best sports experience: Going to WNIT championship

Best UW road experience: Australia

In preseason training I worked on: Lifting weights, getting quicker, conditioning

Favorite arena I've played in: Kohl Center

My basketball superstitions: Pasta before every game

To calm my nerves before a game I: Listen to music

My Most Prized Possession is: My family

Dream as a Collegiate Player: Get to the Final Four Championship game

Favorite Spot on Campus: The Kohl Center

Autobiography Title: "Bird, Basketball & Books"

If I could bring one thing from my hometown, I'd bring: My family

If I could have any job, I'd be: President of a major corporation

The community service activity or group I most like: Helping children

What would you be doing if you weren't playing collegiate basketball? Going to college

Which is your favorite professional women's basketball team and why? None, but I am glad there are women's professional leagues.

What do you do on your days off from basketball workouts? Rest and study

Is there something significant about your jersey number? I picked 45 because 54 was my number since 4th grade, but someone had it so I just reversed the number.

How has the Kohl Center impacted your life? It has made my life easier because it is closer to where I live.

What motivates you? My love for the game and my mom and brothers

What's it like living in the No. 1 place to live in the country? Exciting!

QUICK PICKS: Bestseller or blockbuster? Blockbuster;

MTV, ESPN or PBS? ESPN; **Burger or grilled**

chicken salad? Burger; **Sweats or skirt?** Sweats!;

Sunrise or moonlight? Sunrise; **Roller coaster or**

merry-go-round? Roller Coaster; **Hotels or camp-**

ing? Hotels; **Porsche or Mercedes?** Mercedes;

Broccoli or cheesecake? Cheesecake; **Friends or**

ER? Neither; **Backstreet Boys or Will Smith?** Will

Smith; **"Survivor" or "Millionaire"?** "Millionaire"!

Major: Sociology/Behavioral Sciences or Law

Career Goal: Go to law school and make a lot of money!



1999-2000 STATS

Bird	Pts	Reb	Asst	Stl					
Southern Illinois	0	1	1	0	Iowa	0	1	0	0
#24 Nebraska	0	1	0	0	#7 Penn State	0	2	0	0
#8 Rutgers	2	0	0	0	MINNESOTA	3	1	1	0
Northeastern	4	3	0	1	#6 PENN STATE	2	0	0	0
UW-Green Bay	4	5	2	0	RICE	0	1	0	0
#3 TENNESSEE	0	0	0	0	Minnesota	0	1	0	0
Marquette	0	1	0	0	MICHIGAN STATE	DNP			
IUPUI	0	0	0	0	Michigan	2	0	0	1
PURDUE	4	1	1	0	INDIANA	0	2	1	0
#15 ILLINOIS	6	4	1	0	Illinois	2	0	0	0
Loyola	0	4	2	1	Minnesota (BT)	4	2	0	0
Michigan State	2	5	0	0	Purdue (BT)	0	2	1	0
Northwestern	2	0	1	1	FAIRFIELD (NIT)	7	6	1	0
Ohio State	2	1	0	0	DEPAUL (NIT)	0	3	0	1
MICHIGAN	2	1	0	0	MICH. ST. (NIT)	DNP			
OHIO STATE	3	4	2	0	COLO ST. (NIT)	2	4	1	1
					FLORIDA (NIT)	DNP			

52 Sarah Jirovec



Junior
6-4 Center
Stevens Point, WI
Stevens Point Area
High School
Coach: Kraig Terpstra

Jirovec's Career Single Game Highs

Points—4 vs. Indiana State 3/11/99
 Field Goals—1 vs. FAMU/PSU
 Field Goal Att.—2 vs. FAMU 12/6/98
 2 vs. Northwestern, 1/22/99
 3-Pt. Goals—0
 3-Pt. Att.—0
 Free Throws—4 vs. Indiana State
 3/11/99
 Free Throw Att.—4 vs. Indiana State
 3/11/99
 Rebounds—4 vs. Indiana State
 3/11/99
 Assists—0
 Steals—1 vs. FAMU 12/6/98
 Blocks—1 vs. Loyola 1/7/00

Jirovec in Post Season Play

2000 WNIT Championship, Madison, WI
 1999 WNIT Finals, Fayetteville, ARK


1999-00: (Pronounced Jih RO vic) A reserve post player who played in seven games last season ... had her best game against Fairfield in the WNIT tournament scoring three points in five minutes ... averaged 2.2 minutes in her appearances

1998-99: Gathered valuable experience as a reserve post player receiving more playing time during the Big Ten Conference season due to the injuries to Amy Wiersma and Krista Bird ... accurate from the free throw line hitting seven-of-eight for .875 percent

High School: Earned first-team all-conference honors while averaging 11.5 points and 8.5 rebounds, and hit 50.3 percent from the floor as a senior ... a Wisconsin AAU standout, showed great improvement from her junior year when she averaged 5.8 points and 4.8 rebounds per game ... picked to play in the Wisconsin Basketball Coaches Association all-star game in the summer of '98 ... honor roll member since the seventh grade ... also participated in track and volleyball

Jirovec's Career Record

Season	G/S	FG	FGA	PCT	3PT	3PTA	PCT	FT	FTA	PCT	REB	AVG	PF/D	A	TO	BL	ST	MIN	PTS	AVG
1998-99	13/0	2	8	.250	0	0	.000	7	8	.875	11	0.8	3/0	0	6	0	1	50	11	0.8
1999-00	7/0	1	3	.333	0	0	.000	1	4	.250	3	0.4	4/0	0	3	1	0	21	3	0.4
TOTALS	20/0	3	11	.273	0	0	.000	8	12	.667	14	0.7	7/0	0	9	1	1	71	14	0.7



Sarah Jirovec: Up Close and Personal

Personal: Born 8-10-80; parents are Dan and Lenore Jirovec; Nickname is Big J

Favorites: Favorite Class: Hans Christian Anderson ...

Favorite Food: Z-teca ... Favorite Color: Pink ...

Vacation Spot: Arizona ... Favorite Sport other than basketball: Frisbee

My favorite things: Being with friends, sports spectating, shopping, roller blading

Favorite Spot on Campus: Union terrace

Person(s) most admired: My parents

Autobiography Title: "Sunshine on a Rainy Day"

If I could bring one thing from my hometown, I'd bring: My house

If I could have any job, I'd be: A teacher

My most memorable basketball achievement: Playing in the Junior Olympics

The community service activity or group I most like: Helping children

Who would play you in a movie about your life? Dharma (from Dharma & Greg)

The one word that describes me is... Happy

My favorite female professional basketball player? Lisa Leslie, LA Sparks

In preseason training I worked on: Conditioning

My Most Prized Possessions are: My family

Dream as a collegiate player: Winning the NCAA Championship

Favorite arena where I've played: Kohl Center

My basketball superstitions:

If I could play another UW sports it would be: Women's hockey

Best UW Road Trip: San Francisco

What would you be doing if you weren't playing collegiate basketball? Attending college

What do you do on your days off from basketball workouts? Catch up on studying and talk to professors

Is there something significant about your jersey number? It was my number in high school

What motivates you? The love and desire for basketball

What's it like living in the No. one place to live in the country? Fun

What is your favorite cartoon character? Elroy from the Jetson's

What is your favorite book? *The Giving Tree*

QUICK PICKS: Bestseller or blockbuster? Blockbuster;

MTV, ESPN or PBS? MTV; **Burger or grilled**

chicken salad? Grilled chicken salad; **Sweats or**

skirt? Skirt; **Sunrise or moonlight?** Sunrise; **Roller**

coaster or merry-go-round? Roller Coaster; **Hotels**

or camping? Camping; **Porsche or Mercedes?**

Mercedes; **Broccoli or cheesecake?** Cheesecake;

Friends or ER? ER; **Backstreet Boys or Will**

Smith? Backstreet Boys; **"Survivor" or**

"Millionaire"? "Millionaire"

Major: Sociology, Behavioral Science and Law

Career Goal: Getting a master degree in sociology

55 Nina Smith



**Sophomore
6-4 Center
Waterloo, IA
West High School
Coach: Tony Pappas**

N. Smith's Career Single Game Highs

Points—16 vs. Tennessee 12/5/99
and vs. Florida, 3/29/00
Field Goals—8 vs. Florida, 3/29/00
Field Goal Att.—14 twice
3-Pt. goals—1 vs. Tennessee
12/5/99
3-Pt. Att.—1 three times
Free Throws—7 vs. Purdue 3/3/00
Free Throw Att.—8 vs. Purdue
12/30/99
Rebounds—12 vs. Florida, 3/29/00
Assists—3 vs. S. Illinois 11/19/99
Steals—4 vs. Northeastern 11/28/99
Blocks—4 vs. Purdue 3/3/00

Smith in Post Season Play

2000 WNIT Championship, Madison WI

1999-00: The 1999 National Prep Player of the Year was quietly establishing her collegiate credentials as a regular starter for the first nine games ... broke right foot (5th metatarsal) in practice on Jan. 1 and missed next 17 games ... made her return at the Big Ten Tournament and averaging 10.5 points, six rebounds ... prior to injury led the conference and ranked as high as 9th in the nation in field goal shooting hitting nearly 60 percent from the floor ... dazzles opponents with her footwork and great moves on the low block ... possesses a nice outside shooting touch including a three-point shot ... ranked third in team rebounding with 6.2 and fifth in scoring 10.7 ... added 1.2 blocks per game and hit .553 percent from the field ... had a career-high 16 points against Tennessee and vs. Florida in the championship game of the WNIT; added a career-high 12 rebounds in that Gator game for her second double-double on the year... began the 2000 season with an appendectomy on Sept. 27, one day before teammate Candace Smith had her appendix removed

High School: Named the high school Player of the Year by *USA Today* and *Parade* Magazine ... earned the WBCA/Rawlings Prep Player of the Year award and was a runner-up for the Naismith Prep Player of the Year honor ... Iowa's Gatorade Player of the Year ... named the top prep senior prospect in the nation by the *National Basketball Report* and *America's Best* ... averaged 28.5 points, 11.3 rebounds and 3.7 blocked shots while shooting 78 percent in her senior season at West ... a two-time first team *Parade* all-American, she led her 1999 team to a 23-4 record and Class 4A state runner-up honors ... had high games of 42 points, 17 rebounds and 10 blocks, and added a three-point shot to her arsenal hitting 41 percent from three-point range as a senior while also being named Iowa's Miss Basketball ... 1998 first team prep all-American by *Street and Smith* ... was the pre-senior season player of the year by *Blue Star Report* and the *Women's Basketball News Service* based on her junior year stats of 22.1 points, 10.7 rebounds, 2.5 blocks while shooting 70 percent and leading her team to a 19-2 record ... completed her four-year career with 19 school records including 1,994 career points for a 21.9 career average ... other career marks included 1,027 rebounds (11.3 avg), 295 blocks (3.25 avg), and 71 percent field goal shooting ... West had a 59-5 Mississippi Valley Conference record during Smith's four years ... 1999 Nike/WBCA prep all-American ... is just the second *Parade* first-team recruit signed at Wisconsin (UW's LaTonya Sims is the other) ... was the only non-senior to make the magazine's 1998 first team list, and was named to *Parade's* fourth team as a sophomore ... selected to the bronze-medal winning 1998 USA team in the World Youth Games in Moscow, Russia leading in scoring with 16.2 ppg, added 5.7 rebounds and hit .657 ... Iowa Newspaper Assoc. all-State first team four years ... earned all-state honors in volleyball as a junior

Of Special Note:

- Started first nine games of the season before breaking right foot and missing next 17 games including all but one game of the Big Ten Conference season
- Left a void of 11 points, six rebounds and 60 percent field goal pct. prior to her injury; returned for the Big Ten and WNIT tournaments
- 1999 High School Player of the Year by *USA Today* and *Parade* Magazine
- 1999 WBCA/Rawlings Prep Player of the Year award and was a runner-up for the Naismith Prep Player of the Year honor
- 1999 Nike/WBCA prep all-American
- 1999 and 1998 first team *Parade* all-American
- 1999 Iowa's Miss Basketball and Gatorade Player of the Year
- 1998 first team prep all-American by *Street and Smith*

N. Smith's Career Record

Season	G/S	FG	FGA	PCT	3PT	3PTA	PCT	FT	FTA	PCT	REB	AVG	PF/D	A	TO	BL	ST	MIN	PTS	AVG
1999-00	15/11	63	114	.553	1	7	.143	31	44	.705	93	6.2	53/4	12	45	17	9	348	158	10.5
TOTALS	15/11	63	114	.553	1	7	.143	31	44	.705	93	6.2	53/4	12	45	17	9	348	158	10.5

Nina Smith: Up Close and Personal

Personal: Born: 3-14-81; parents are Bev and James (Fujie) Smith; has an older sister, Felicia; sister played basketball and dad played football and semi-pro baseball; Nickname: Big Nina

Favorites: Subject: Art; Color: Red; Favorite Activities: Painting and drawing; Favorite sports (other than basketball): Volleyball; Favorite place to vacation: Okoboji (Iowa); Favorite food: Ramen noodles

My favorite things: My car, a baby blue '92 Ford Taurus

Person(s) Most Admired: Mother

Most Memorable Basketball Achievement: Being named *USA Today* Player of the Year

Best UW road trip: Michigan-bus ride

My basketball superstitions: Wearing hair ties during the games

To calm my nerves before a game I: Rock back and forth

In preseason training I worked on: Weight loss

My Most Prized Possession is: Murray, my teddy bear, and my magic wand from my friend Lisa

Dream as a Collegiate Player: Win the NCAA tournament

Favorite Spot on Campus: My aptment

Favorite Arena in which I've Played: Kohl Center

Autobiography Title: In the Paint

If I could bring one thing from my hometown, I'd bring: My car

If I could have any job, I'd be: An FBI agent; a sociologist

The community service activity or group I most like: Building the house (Habitat for Humanity)

What would you be doing if you weren't playing collegiate basketball? Playing college volleyball

Which is your favorite professional women's basketball team and why? Washington Mystics because Keisha Anderson is a Badger

What do you do on your days off from basketball workouts? Study

Is there something significant about your jersey number? Jason Williams is #55 (points guard for Sacramento Kings)

How has the Kohl Center impacted your life? Influenced my decision to become a Badger

What motivates you? Wanting to win

What's it like living in the No. one place to live in the country? Fun!

What is your favorite cartoon character? Freakozoid


What is your favorite book? Kindred by Octavia Butle

QUICK PICKS: Bestseller or blockbuster? Blockbuster;

MTV, ESPN or PBS? MTV; **Burger or grilled chicken salad?** Burger; **Sweats or skirt?** Sweats; **Sunrise or moonlight?** Moonlight; **Roller coaster or merry-go-round?** Roller Coaster; **Hotels or camping?** Hotels; **Porsche or Mercedes?** Mercedes; **Broccoli or cheesecake?** Cheesecake; **Friends or ER?** Friends; **Backstreet Boys or Will Smith?** Backstreet Boys; **"Survivor" or "Millionaire"?** "Millionaire"!

Major: Sociology and Art Education

Career Goal: Work in the area of social work



1999-2000 STATS

N. Smith	Pts	Reb	Asst	Stl				
Southern Illinois	11	3	3	0	Iowa			INJ
#24 Nebraska	10	6	0	0	#7 Penn State			INJ
#8 Rutgers	11	6	0	1	MINNESOTA			INJ
Northeastern	6	1	0	4	#6 PENN STATE			INJ
UW-Green Bay	15	5	0	0	RICE			INJ
#3 TENNESSEE	16	6	0	1	Minnesota			INJ
Marquette	8	11	1	2	MICHIGAN STATE			INJ
IUPUI	14	10	2	0	Michigan			INJ
PURDUE	8	4	1	1	INDIANA			INJ
#15 ILLINOIS	INJ				Illinois			INJ
Loyola	INJ				Minnesota (BT)	9	6	1 0
Michigan State	INJ				Purdue (BT)	11	4	0 0
Northwestern	INJ				FAIRFIELD (NIT)	10	5	2 0
Ohio State	INJ				DEPAUL (NIT)	10	8	2 0
MICHIGAN	INJ				MICH. ST. (NIT)	DNP		
OHIO STATE	INJ				COLO ST. (NIT)	3	6	0 0
					FLORIDA (NIT)	16	12	0 0



**Freshman
6-5 Center
Woodinville, WA
Redmond High School
Coach: Jeannine Ewing**

44 Emily Ashbaugh

High School: A 6-5 center, Ashbaugh led her Redmond High School team to the 4A state tournament in 1999 and finish 7th in the tournament in 2000 ... first UW recruit from the state of Washington and the only player from the state invited to the prestigious 1999 NIKE all-American camp in Indianapolis ... listed No. 62 in the 1999 All Star Girls Report and No. 70 in the *Blue Star Index* ... is one of the top 10 centers in the country ... *USA Today* honorable mention all-America as a senior ... set nine school records including most points in a game with 35 while leading her high school team in scoring and rebounding with 15 points and nine boards, and added 3.0 blocked shots per game ... averaged 14.3 points, 10.8 rebounds and 4.8 blocks and had two double-doubles at the Marina Holiday Classic in Huntington Beach, Calif ... named MVP of the 16-team tournament after Redmond beat Capistrano Valley in the final ... began playing organized basketball in second grade and was on her first select team in fifth grade ... played five years in the Redmond Select Program, and is a two-year member of the premier Seattle Black Magic 2000 Select AAU team which participated in the AAU national and regional championships ... named to the *Eastside Journal's* all-Area team and the *Seattle Times* First team all-King County ... is an accomplished English equestrian rider enjoys swimming and skiing ... an honors student at Redmond, maintained a 3.95 cumulative grade point average ... intends to major in biochemistry or environmental science ... Wisconsin ties include her grandparents, Dr. John and Patricia Healy of nearby Middleton, Wis.; mother, Alison, attended the University of Wisconsin for two years ... father, Bryan, was a basketball letterwinner at Northwestern ... older sister, Lauren, is a power forward on the Cal women's basketball team

Emily Ashbaugh Up Close and Personal

Personal: Born 5/13/82; parents are Bryan and Alison Ashbaugh; Nickname: Em, Ash
Favorites: Favorite Subject: Science; Favorite Food: Popsicle; Favorite Color: Blue; Activities: Riding horses; Vacation Spot: Puerta Vallarta, Mexico; Favorite Sports other than basketball: Skiing, equestrian
My favorite things: Sunsets, the ocean, cheesecake, good books, thunderstorms, galloping and jumping horses
Person(s) Most Admired: My Uncle Bennett, my sister Lauren
Most Memorable Basketball Achievement: Winning our county championship game
My basketball superstitions: Have to end on a swish!
To calm my nerves before a game I: Close my eyes and breathe deeply four times
In preseason training I worked on: Getting my back healed and healthy for the season
My Most Prized Possession are: Mustard seed pendant and moon face pendant

Dream as a Collegiate Player: To win the NCAA tournament

Favorite Spot on Campus:

Autobiography Title:

If I could bring one thing from my hometown, I'd bring: My two cats

If I could have any job, I'd be: Scientific researcher with a doctorate

The community service activity or group I most like:

What would you be doing if you weren't playing collegiate basketball? Traveling

Which is your favorite professional women's basketball team and why? Don't have one

What do you do on your days off from basketball workouts? Recover! Also sleep and clean

Is there something significant about your jersey number? It was mine through high school and also my father's when he played in college

What motivates you? I hate feeling sluggish, or lazy, or behind everyone else, so I work to

try not to be.

What is your favorite cartoon character? Spiderman, Yosemite Sam

What is your favorite book? Trinity by Leon Uris

QUICK PICKS: Bestseller or blockbuster? Bestseller; **MTV, ESPN or PBS?** PBS; **Burger or grilled chicken salad?** Burger; **Sweats or skirt?** Skirt; **Sunrise or moonlight?** Moonlight; **Roller coaster or merry-go-round?** Roller Coaster; **Hotels or camping?** Hotels (never been camping); **Porsche or Mercedes?** Porsche; **Broccoli or cheesecake?** Cheesecake; **Friends or ER?** ER; **Backstreet Boys or Will Smith?** Will Smith; **"Survivor" or "Millionaire"?** "Millionaire!"

Major: Undeclared

Career Goal: Something with either environmental science, biochemistry and or genetics...something fascinating to me.

Badger Stats: Year-by-Year Leaders



Scoring Average

Year	Players	Class	Mark	Games	Avg.
2000	LaTonya Sims	Jr.	482	33	14.6
1999	LaTonya Sims	So.	577	32	18.0
1998	Katie Voigt	Sr.	536	31	17.3
1997	Keisha Anderson	Sr.	531	27	19.7
1996	Barb Franke	Sr.	601	29	20.7
1995	Barb Franke	Jr.	548	29	18.9
1994	Barb Franke	So.	517	27	19.2
1993	Robin Threatt	Sr.	509	27	18.9
1992	Robin Threatt	Jr.	574	29	19.8
1991	Robin Threatt	So.	448	28	16.6
1990	Michele Kozelka	So.	445	28	15.9
1989	Janetta Johnson	Jr.	340	27	12.6
1988	Lisa Bonnell	Sr.	549	28	19.6
1987	Lisa Bonnell	Jr.	474	28	16.9
1986	Lisa Bonnell	So.	280	26	10.8
1985	Faith Johnson	Sr.	334	28	11.9
1984	Janet Huff	Sr.	515	27	19.1
1983	Theresa Huff	Sr.	458	27	16.9
1982	Theresa Huff	Jr.	540	34	15.9
1981	Theresa Huff	So.	499	30	16.6
1980	Theresa Huff	Fr.	382	26	14.1
1979	Kerry Karst	Fr.	339	24	14.1
1978	Pam Moore	Fr.	377	23	16.3
1977	Martha Calden	Sr.	320	21	15.2
1976	Kristi Condon	Sr.	199	18	11.0

Rebounding Average

2000	LaTonya Sims	Jr.	276	33	8.4
1999	LaTonya Sims	So.	213	32	6.7
	Jessie Stomski	Fr.	214	32	6.7
1998	LaTonya Sims	Fr.	214	31	6.9
1997	Ann Klapperich	Jr.	179	27	6.6
1996	Barb Franke	Sr.	226	29	7.8
1995	Barb Franke	Jr.	229	29	7.9
1994	Barb Franke	So.	225	27	8.3
1993	Camille Williams	So.	143	27	5.3
1992	Michele Kozelka	Sr.	206	28	7.4
1991	Michele Kozelka	Jr.	260	28	9.3
1990	Michele Kozelka	So.	244	28	8.7
1989	Janetta Johnson	Jr.	230	27	8.5
1988	DeLinda Hastie	Sr.	223	27	8.3
1987	Lisa Bonnell	Jr.	209	28	7.5
1986	Lisa Bonnell	So.	185	26	7.1
1985	Chris Pruitt	Sr.	172	27	6.4
1984	Chris Pruitt	Jr.	199	28	7.1
	Andrea Adams	Jr.	199	28	7.1
1983	Theresa Huff	Sr.	303	27	11.2
1982	Theresa Huff	Jr.	394	34	11.6
1981	Theresa Huff	So.	294	30	9.8
1980	Ann Hall	Sr.	241	27	8.9
1979	Michelle Lowman	Fr.	203	23	8.8
1978	Pam Moore	Fr.	209	23	9.0
1977	Ginny Vorwald	Fr.	185	19	9.7
1976	Becky Johnson	Jr.	88	18	4.9
1976	Kristi Condon	Sr.	199	18	11.0

Assists

2000	Tamara Moore	So.	108	33	3.3
1999	Dee Dee Pate	Jr.	107	31	3.4
1998	Katie Voigt	Sr.	96	31	3.1
1997	Keisha Anderson	Sr.	123	27	4.6
1996	Keisha Anderson	Jr.	195	29	6.7
1995	Keisha Anderson	So.	153	29	5.3
1994	Katie Voigt	Fr.	124	27	4.6

1993	Peggy Shreve	Sr.	99	27	3.7
1992	Mynette Clark	Sr.	93	29	3.2
1991	Amy Bauer	Jr.	124	22	5.6
1990	Amy Bauer	So.	105	25	4.2
1989	Amy Bauer	Fr.	141	26	5.4
1988	Karen O'Malley	Sr.	113	27	4.2
1987	Verdell Hale	Jr.	123	28	4.4
1986	Karen O'Malley	So.	108	27	4.0
1985	Faith Johnson	Sr.	109	28	3.9
1984	Janet Huff	Sr.	110	27	4.1
1983	Janet Huff	Jr.	120	27	4.4
1982	Faith Johnson	Fr.	120	33	3.6
1981	Nancy Fahey	Sr.	124	31	4.0
1980	Nancy Fahey	Jr.	117	29	4.0
1979	Kelley Camp	Sr.	119	23	5.2
1978	Not available				
1977	Dot Whalen	Fr.	41	21	2.0
1976	Ellen Mason	Jr.	27	18	1.5

Steals

2000	Tamara Moore	So.	83	33	2.5
1999	Tamara Moore	Fr.	80	32	2.5
1998	Tanisha Boston	Jr.	48	31	1.5
1997	Keisha Anderson	Sr.	94	27	3.5
1996	Keisha Anderson	Jr.	124	29	4.3
1995	Keisha Anderson	So.	109	29	3.8
1994	Sharon Johnson	Jr.	41	27	1.5
1993	Robin Threatt	Sr.	87	27	3.2
1992	Robin Threatt	Jr.	88	29	3.0
1991	Michele Kozelka	Jr.	63	27	2.3
1990	Robin Threatt	Fr.	55	26	2.1
1989	Michele Kozelka	Fr.	45	26	1.7
1988	Verdell Hale	Sr.	43	21	2.0
1987	Verdell Hale	Jr.	53	28	1.9
1986	Karen O'Malley	So.	56	28	2.0
1985	Faith Johnson	Sr.	78	28	2.8
1984	Janet Huff	Sr.	80	27	3.0
1983	Janet Huff	Jr.	76	27	2.8
1982	Janet Huff	So.	90	34	2.6
1981	Theresa Huff	So.	60	30	2.0
1980	Linda Gough	Jr.	52	27	1.9
1979	Kerry Karst	Fr.	59	24	2.5
1978	Pam Moore	Fr.	60	23	2.6

Blocks

2000	LaTonya Sims	Jr.	28	33	0.8
1999	LaTonya Sims	So.	27	32	0.8
1998	LaTonya Sims	Fr.	19	31	0.6
1997	Amy Wiersma	So.	47	27	1.7
1996	Barb Franke	Sr.	21	29	0.7
1995	Barb Franke	Jr.	19	29	0.6
1994	Barb Franke	So.	19	27	0.7
1993	Camille Williams	So.	20	27	0.7
1992	Mynette Clark	Sr.	16	27	0.6
	Camille Williams	Fr.	16	27	0.6
1991	Rebecca Leet	Fr.	12	23	0.5
1990	Amber Landrigan	Fr.	14	28	0.5
1989	Janetta Johnson	Jr.	130	27	4.8
1988	Lisa Bonnell	Sr.	23	29	0.8
1987	Inga Young	Sr.	51	28	1.8
1986	Inga Young	Jr.	43	25	1.7
1985	Lisa Bonnell	Fr.	29	29	1.0
1984	Theresa Theder	Jr.	23	23	1.0
1983	Michelle Lowman	Sr.	78	27	2.9
1982	Michelle Lowman	Jr.	54	34	1.6
1981	Michelle Lowman	So.	47	31	1.5
1980	Theresa Huff	Fr.	23	19	1.2
1979	Michelle Lowman	Fr.	74	23	3.2

UW Career Records

Scoring

Mark	Seasons
1. Barb Franke	1994 1991-96
2. Robin Threatt	1901 1988-93
3. Theresa Huff	1879 1979-83
4. Katie Voigt	1576 1993-98
5. Ann Klapperich	1543 1994-98
5. Lisa Bonnell	1482 1984-88
7. Janet Huff	1455 1980-84
8. LaTonya Sims	1451 1997-00
9. Michele Kozelka	1428 1988-92
10. Chris Pruitt	1399 1981-85
11. Keisha Anderson	1279 1994-97
12. Kelley Paulus	1123 1996-00
13. Faith Johnson	1120 1980-85
14. Linda Gough	1037 1977-81
15. Mynette Clark	1008 1988-92
16. Camille Williams	905 1991-95
17. Jessie Stomski	893 1998-00
18. Dolly Rademaker	823 1990-94
19. Tamara Moore	792 1998-00
20. DeLinda Hastie	789 1985-88
21. Amy Bauer	772 1988-91
22. Michelle Lowman	760 1987-83

Rebounding

1. Theresa Huff	1201	1979-83
2. Michele Kozelka	916	1988-92
3. Barb Franke	881	1991-96
4. Lisa Bonnell	760	1984-88
5. Michelle Lowman	719	1978-83
6. LaTonya Sims	703	1997-00
7. Chris Pruitt	685	1981-85
8. Ann Klapperich	668	1994-98
9. Linda Gough	656	1977-81
10. Ginny Vorwald	606	1976-80
11. DeLinda Hastie	568	1985-88
12. Katie Voigt	564	1993-98

13. Ann Hall	542	1978-80
14. Lisa Lawrence	528	1987-91
15. Robin Threatt	514	1988-93
16. Camille Williams	508	1991-95
17. Andrea Adams	477	1981-95
18. Jessie Stomski	457	1998-00
19. Jennah Hartwig	411	1993-98
20. Amy Wiersma	408	1995-99
21. Tanisha Boston	397	1995-99

Most Field Goals

1. Theresa Huff	823	1979-83
2. Robin Threatt	757	1988-93
3. Barb Franke	741	1991-96
4. Lisa Bonnell	620	1984-88
5. Janet Huff	607	1980-84
6. Ann Klapperich	598	1994-98
7. Chris Pruitt	589	1981-85
8. LaTonya Sims	551	1997-00
9. Michele Kozelka	546	1988-92
10. Katie Voigt	533	1993-97
11. Keisha Anderson	502	1994-97

Most Field Goals Attempt.

1. Theresa Huff	1728	1979-83
2. Robin Threatt	1609	1988-93
3. Chris Pruitt	1425	1981-85
4. Janet Huff	1406	1980-84
5. Barb Franke	1395	1991-96
6. Lisa Bonnell	1385	1984-88
7. Katie Voigt	1270	1993-98
8. Faith Johnson	1190	1980-85
9. LaTonya Sims	1186	1997-00
10. Ann Klapperich	1175	1994-98

Field Goal Pct.

(200 attempts min.)

1. Megan Scott	.547 (127-232)	1983-84
2. Barb Franke	.531 (741-1395)	1991-96
3. Vivian Rorer	.516 (209-405)	1980-82
4. Janetta Johnson	.515 (152-295)	1988-89
5. Jessie Stomski	.514 (333-648)	1998-00
6. Ann Klapperich	.509 (598-1175)	1994-98
7. Camille Williams	.501 (308-615)	1991-95
8. Marty Calden	.500 (129-258)	1974-77
9. Jennah Hartwig	.492 (220-447)	1994-98
10. Theresa Huff	.476 (823-1726)	1979-83
11. Robin Threatt	.470 (757-1609)	1988-93
12. Michele Kozelka	.467 (546-1168)	1988-92
13. LaTonya Sims	.465 (551-1186)	1997-00
14. Keisha Anderson	.454 (502-1105)	1994-97
15. Tamara Moore	.453 (273-602)	1998-00
16. Lisa Bonnell	.448 (620-1385)	1984-88

All-Time Scoring Averages

1. Barb Franke	17.50	1991-96
2. Robin Threatt	16.70	1988-93
3. Pam Moore	16.40	1977-78
4. Theresa Huff	15.90	1979-83
5. LaTonya Sims	15.11	1997-00
6. Keisha Anderson	15.00	1994-97
7. Megan Scott	14.30	1983-84
8. Kerry Karst	14.10	1978-79
9. Jessie Stomski	13.95	1998-00
10. Ann Klapperich	13.70	1994-98
11. Lisa Bonnell	13.60	1984-88
11. Katie Voigt	13.60	1993-98
13. Tamara Moore	13.40	1998-00
14. Tracy Faulkner	13.30	1985-86
15. Martha Calden	13.10	1974-77
16. Michele Kozelka	12.90	1988-92

All-Time Rebounding Avg.

1. Ann Hall	10.84	1978-80
2. Theresa Huff	10.17	1979-83
3. Michele Kozelka	8.25	1988-92
4. Barb Franke	7.72	1991-95
5. Lisa Bonnell	7.67	1984-88
6. LaTonya Sims	7.32	1997-00
7. Jessie Stomski	7.14	1998-00
8. DeLinda Hastie	6.92	1985-88
9. Ginny Vorwald	6.65	1976-80
10. Linda Gough	6.49	1977-81
11. Michelle Lowman	6.25	1978-83
12. Nina Smith	6.20	1999-00
13. Chris Pruitt	6.00	1981-85
14. Lisa Lawrence	5.44	1987-91
15. Tamara Moore	5.00	1998-00
16. Ann Klapperich	4.99	1994-98
17. Katie Voigt	4.86	1993-98
18. Camille Williams	4.53	1991-95

Most Three-Point Goals

1. Katie Voigt	234	1993-98
2. Dolly Rademaker	173	1990-94
3. Robin Threatt	144	1988-93
4. Mynette Clark	129	1988-92
5. Karie Cattanch	116	1993-97
6. Kyle Black	59	1998-00
7. Shelly Rucinski	53	1986-90
8. Kelley Paulus	50	1996-00



Former Badger players join in the 1997 annual alumni game festivities. (L-R) Sitting: Alumni children, Rebecca Leet, Former asst. coach Dennis Simpson and sons, Sharon Johnson, Alan Zussman, Anne Saeman, Jean Bormett, Helen Stoffel, Karen O'Malley Crowley and kids; Back Row: Theresa Huff, Lisa Bonnell, Kris Hallisy, Heather Bostrom, Jen Waterman, Michele Kozelka Pattison, Bev Buhr, Nikki Boucher Forester, Linda Gough, Linda Sielaf, Tracy Winkler, Debbie Ambruso, Ginny Vorwald, Robin Threatt, Dolly Rademaker, Camille Williams-Burkes, Barb Franke.

9. Amy Bauer	44	1988-91
10. Tamara Moore	43	1998-00
11. Keisha Anderson	34	1994-97
12. Barb Franke	31	1991-96
Jen Waterman	31	1989-93
Lisa Bonnell	31	1984-88

Most Three-Point Attempts

1. Katie Voigt	653	1993-98
2. Dolly Rademaker	480	1990-94
3. Robin Threatt	410	1988-93
4. Mynette Clark	393	1988-92
5. Karie Cattanaach	311	1993-97
6. Shelly Rucinski	191	1986-90
7. Kyle Black	184	1998-00
8. Kelley Paulus	165	1996-00
9. Amy Bauer	145	1988-91
10. Tamara Moore	125	1998-00
12. Keisha Anderson	108	1994-97
13. Barb Franke	107	1991-96
14. Sharon Johnson	99	1991-95
15. Lisa Bonnell	97	1984-88
16. Tanisha Boston	87	1995-99
17. Jen Waterman	86	1989-93

Best Three-Point Pct.

(30 made min)

1. Karie Cattanaach	.373 (116-311)	1993-97
2. Dolly Rademaker	.360 (173-480)	1990-94
Jen Waterman	.360 (31-86)	1989-93
4. Katie Voigt	.358 (234-653)	1993-98
5. Robin Threatt	.351 (144-410)	1988-93
6. Tamara Moore	.344 (43-125)	1998-00
7. Mynette Clark	.331 (130-393)	1988-92
8. Kyle Black	.321 (59-184)	1998-00
9. Lisa Bonnell	.320 (31-97)	1984-88
10. Keisha Anderson	.315 (34-108)	1994-97
11. Kelley Paulus	.303 (50-165)	1996-00

Most Free Throws

1. Barb Franke	481	1991-96
2. Ann Klapperich	338	1994-98
3. Michele Kozelka	333	1988-92
4. LaTonya Sims	326	1997-00
5. Camille Williams	285	1991-95
6. Katie Voigt	276	1993-98
7. Robin Threatt	243	1988-93
8. Keisha Anderson	241	1994-97
Janet Huff	241	1980-84
10. Theresa Huff	233	1979-83
11. Kelley Paulus	231	1997-00
12. Jessie Stomski	223	1998-00
12. Chris Pruitt	221	1981-85
14. Lisa Lawrence	219	1987-91

Most Free Throws Attempted

1. Barb Franke	708	1991-96
2. LaTonya Sims	481	1997-00
3. Ann Klapperich	452	1994-98
4. Michele Kozelka	451	1988-92
5. Camille Williams	421	1991-95
6. Theresa Huff	409	1979-83
7. Robin Threatt	337	1988-93
8. Keisha Anderson	336	1994-97
9. DeLinda Hastie	333	1985-88
10. Katie Voigt	332	1993-98

11. Janet Huff	328	1980-84
12. Kelley Paulus	324	1996-00
13. Lisa Bonnell	317	1984-88
14. Lisa Lawrence	312	1987-91
Jessie Stomski	300	1998-00

Free Throw Pct.

(100 attempts min.)

1. Katie Voigt	.831 (276-332)	1993-98
2. Tamara Moore	.787 (203-258)	1998-00
3. Mynette Clark	.772 (193-250)	1988-92
Amy Bauer	.772 (206-267)	1988-91
5. Ann Klapperich	.748 (338-452)	1994-98
6. Jessie Stomski	.743 (223-300)	1998-00
7. Chris Pruitt	.742 (221-298)	1981-85
8. Michele Kozelka	.738 (333-451)	1988-92
9. Janet Huff	.735 (241-328)	1980-84
10. Karen O'Malley	.725 (137-189)	1985-88
11. Robin Threatt	.721 (243-337)	1988-93
12. Kelley Paulus	.713 (231-324)	1996-00

Blocked Shots

1. Michelle Lowman	252	1978-83
2. Janetta Johnson	130	1988-89
3. Inga Young	109	1984-87
4. Theresa Huff	105	1979-83
5. Amy Wiersma	103	1995-99
6. Lisa Bonnell	79	1984-88
7. Barb Franke	74	1991-96
7. LaTonya Sims	74	1997-00
9. Teresa Theder	71	1981-85
10. DeLinda Hastie	58	1985-88
Chris Pruitt	58	1981-85
12. Jessie Stomski	51	1998-00
13. Tamara Moore	48	1998-00

Assists

1. Keisha Anderson	471	1994-97
2. Janet Huff	412	1980-84
3. Katie Voigt	373	1993-98
4. Amy Bauer	370	1988-91
5. Chris Pruitt	367	1981-85
6. Faith Johnson	362	1980-85
7. Dee Dee Pate	327	1996-00
8. Karen O'Malley	312	1985-88
9. Dot Whalen	305	1976-80
10. Nancy Fahey	269	1977-81
11. Robin Threatt	248	1988-93
12. Mynette Clark	240	1988-92
13. Peggy Shreve	238	1989-93
14. Sheila Driver	230	1982-86
15. Verdell Hale	220	1985-88
Tamara Moore	215	1998-00

Steals

1. Keisha Anderson	327	1994-97
2. Janet Huff	294	1980-84
3. Robin Threatt	283	1988-93
4. Faith Johnson	260	1980-85
5. Theresa Huff	241	1979-83
6. Chris Pruitt	217	1981-85
7. Michele Kozelka	204	1988-92
8. Ann Klapperich	188	1994-98
9. Dee Dee Pate	171	1996-00
Sheila Driver	166	1983-86
11. Barb Franke	165	1991-96

12. Tamara Moore	163	1998-00
13. Katie Voigt	145	1993-98
14. Mynette Clark	141	1988-92
15. Karen O'Malley	140	1985-88
16. Kelley Paulus	135	1996-00
17. Tanisha Boston	130	1995-99
Linda Gough	130	1977-81
19. LaTonya Sims	129	1997-00

Games Played

1. Dee Dee Pate	122	1996-00
2. Kelley Paulus	119	1996-00
3. Janet Huff	118	1980-84
Theresa Huff	118	1979-83
Faith Johnson	118	1980-85
6. Katie Voigt	116	1993-98
Michelle Lowman	115	1978-83
8. Barb Franke	114	1991-96
Robin Threatt	114	1988-93
Chris Pruitt	114	1981-85
11. Ann Klapperich	113	1994-98
Jennah Hartwig	113	1993-98
13. Camille Williams	112	1991-95
Karie Cattanaach	112	1992-97
Jenny Rhodes	112	1995-98
16. Michele Kozelka	111	1988-92
Dolly Rademaker	111	1990-94

Consecutive Games Played

1. Katie Voigt*	116	1993-98
2. Barb Franke*	114	1991-96
3. Linda Gough	100	1977-81
4. LaTonya Sims	96	1997-00

*missed a season with a knee injury

Double-Figure Scoring

1. Theresa Huff	1979-83	36
2. Barb Farnke	1991-96	29
3. Michele Kozelka	1988-92	26
4. Linda Gough	1977-81	21
5. LaTonya Sims	1997-00	20
6. Lisa Bonnell	1984-88	17
7. Ann Klapperich	1994-98	14
8. Michelle Lowman	1978-83	13
Jessie Stomski	1998-00	13
10. Chris Pruitt	1981-85	12
11. DeLinda Hastie	1985-88	10
12. Tamara Moore	1998-00	5
13. Katie Voigt	1993-98	4
14. Camille Williams	1991-95	3
15. Nina Smith	1999-00	2

Consecutive Double-Figure Scoring

45	by LaTonya Sims	1997-00
37	by Robin Threatt	1991-92
34	by Barb Franke	1994-96

Consecutive Free Throws Made

29	by Michele Kozelka	(1989-90)
----	--------------------	-----------



Freshmen Records

Single Game

Most Points

34	Jessie Stomski	1998-99
30	Pam Moore (twice)	1977-78
30	Theresa Huff	1979-80
28	Tamara Moore	1998-99
27	Katie Voigt	1993-94
27	Chris Pruitt	1981-82

Most Rebounds

17	Pam Moore	1977-78
17	Michelle Lowman	1978-79
16	Kay Fredrickson	1987-88
15	Pam Moore	1977-78
15	Michelle Lowman	1978-79
15	Theresa Huff	1979-80
15	Chris Pruitt	1981-82

Most Assists

21	Amy Bauer	1988-89
16	Katie Voigt	1993-94
12	Amy Bauer	1988-89
12	Janet Huff	1980-81
11	Amy Bauer	1988-89

Most Steals

8	Katie Voigt	1993-94
8	Karen O'Malley	1985-86
8	Pam Moore	1977-78
7	Michele Kozelka	1988-89
7	Pam Moore	1977-78
7	Chris Pruitt	1981-82
7	Gina Edmonds	1987-88

Most Blocked Shots

10	Michelle Lowman	1978-79
9	Michelle Lowman	1978-79
8	Lisa Bonnell	1984-85

Most Field Goals

13	Pam Moore	1977-78
12	Jessie Stomski	1998-99
12	Michele Kozelka	1988-89
11	Pam Moore (twice)	1977-78
11	Chris Pruitt	1981-82
10	Katie Voigt	1993-94

Most Field Goals Attempted

25	Pam Moore (3 times)	1977-78
23	Pam Moore	1977-78
22	Michele Kozelka	1988-89

Best Field Goal Percentage

(8 made min.)		
1.000	(8-8)	Theresa Huff 1979-80
.890	(8-9)	LaTonya Sims 1997-98
.833	(10-12)	Faith Johnson 1980-81
.750	(9-12)	LaTonya Sims 1997-98
.750	(9-12)	Michele Kozelka 1988-89
.750	(9-12)	Barb Franke 1991-92

Most Free Throws

(9 made min.)		
11	Jessie Stomski,	1998-99
10	Jessie Stomski	1998-99
10	Katie Voigt	1993-94
9	Tamara Moore	1998-99
9	Amy Bauer (twice)	1988-89
9	Karen O'Malley	1985-86
9	Barb Franke	1991-92

Most Free Throws Attempted

(8 made min.)		
14	Jessie Stomski,	1998-99
14	Tamara Moore	1998-99
12	Jessie Stomski	1998-99
12	LaTonya Sims	1997-98
12	Katie Voigt	1993-94

Best Free Throw Percentage

(8 made min.)		
1.000	(9-9)	Karen O'Malley 1985-86
1.000	(8-8)	Pam Moore 1977-78
1.000	(8-8)	Amy Bauer 1988-89
.900	(9-10)	Amy Bauer (twice) 1988-89
.900	(9-10)	Barb Franke 1991-92

Most Three-Point Goals

5	Dolly Rademaker (twice)	1990-91
4	Kyle Black (twice)	1998-99
4	Katie Voigt	1993-94
4	Dolly Rademaker (twice)	1990-91
3	Dolly Rademaker (3 times)	1990-91
3	Robin Threatt	1988-89
3	Mynette Clark	1988-89

Most Three-Point Attempts

11	Katie Voigt	1993-94
11	Dolly Rademaker	1990-91
10	Kyle Black	1998-99
9	Dolly Rademaker	1990-91
8	Dolly Rademaker (twice)	1990-91
7	Dolly Rademaker (3 times)	1990-91

Best Three-Point Percentage

(2 made min.)		
1.000	(2-2)	Leah Hefte 1999-00
1.000	(2-2)	Kyle Black 1998-99
.800	(4-5)	Kyle Black 1998-99
.800	(4-5)	Katie Voigt 1993-94
.750	(3-4)	Kyle Black 1998-99
.750	(3-4)	Robin Threatt 1988-89
.750	(3-4)	Mynette Clark 1988-89
.667	(2-3)	Tamara Moore 1998-99



Junior Jessie Stomski replaced LaTonya Sims' year-old scoring and rebounding records and was the first UW freshman to score over 400 points. She also set the UW frosh field goal percentage hitting .572 percent in 1999.

Single Season

Most Points

459	Jessie Stomski	1998-99
392	LaTonya Sims	1997-98
382	Theresa Huff	1979-80
377	Pam Moore	1977-78
368	Chris Pruitt	1981-82
347	Tamara Moore	1998-99
339	Kerry Karst	1978-79
331	Kelley Camp	1977-78
329	Katie Voigt	1993-94
328	Barb Franke	1991-92

Most Points by Avg.

15.70	377/24	Pam Moore	1977-78
14.34	459/32	Jessie Stomski	1998-99
14.14	382/27	Theresa Huff	1979-80
14.12	339/24	Kerry Karst	1978-79
13.79	331/24	Kelley Camp	1977-78
12.64	392/31	LaTonya Sims	1997-98
12.18	329/27	Katie Voigt	1993-94
11.87	368/31	Chris Pruitt	1981-82
11.31	328/29	Barb Franke	1991-92
10.84	347/32	Tamara Moore	1998-99
10.53	158/15	Nina Smith	1999-00

Most Rebounds

214	Jessie Stomski	1998-99
214	LaTonya Sims	1997-98
210	Theresa Huff	1979-80
209	Pam Moore	1977-78
206	Michele Kozelka	1988-89
203	Michelle Lowman	1978-79
201	Barb Franke	1991-92

Most Rebounds by Avg.


8.71	209/24	Pam Moore	1977-78
8.46	203/24	Michelle Lowman	1978-79
7.78	210/27	Theresa Huff	1979-80
7.63	206/27	Michele Kozelka	1988-89
6.93	201/29	Barb Franke	1991-92
6.90	214/31	LaTonya Sims	1997-98
6.70	214/32	Jessie Stomski	1998-99

Most Assists

141	Amy Bauer	1988-89
124	Katie Voigt	1993-94
112	Chris Pruitt	1981-82
108	Karen O'Malley	1985-86
107	Tamara Moore	1998-99

Most Steals

80	Tamara Moore	1998-99
60	Chris Pruitt	1981-82
60	Pam Moore	1977-78
59	Faith Johnson	1980-81
59	Kerry Karst	1978-79



Pam Moore (1977-78) played only one year for the Badgers before turning to track where she became a national 400 meter champion in 1981. If her freshman season was any indication, she would have made a major impact on basketball as well as she ranks among the top three in points and rebounds. Or perhaps her niece, UW freshman Candas Smith, will set the records that eluded her.

Most Blocked Shots

73	Michelle Lowman	1978-79
33	Jessie Stomski	1998-99
29	Lisa Bonnell	1984-85
28	Theresa Huff	1979-80

Most Field Goals

182	Jessie Stomski	1998-99
165	Theresa Huff	1979-80
163	Pam Moore	1977-78
152	LaTonya Sims	1997-98
145	Kelley Camp	1977-78
145	Chris Pruitt	1981-82

Most Field Goals Attempted

383	Pam Moore	1977-78
360	Kelley Camp	1977-78
341	Theresa Huff	1979-80
318	Jessie Stomski	1998-99
303	LaTonya Sims	1997-98

Best Field Goal Percentage

(60 made min.)

.572	(182-318)	Jessie Stomski	1998-99
.558	(77-138)	Jannah Burkholder	1993-94
.553	(63-114)	Nina Smith	1999-00
.542	(128-236)	Barb Franke	1991-92
.502	(152-303)	LaTonya Sims	1997-98
.492	(94-191)	Ann Klapperich	1994-95
.484	(165-341)	Theresa Huff	1979-80

Most Free Throws

95	Jessie Stomski	1998-99
88	LaTonya Sims	1997-98
86	Tamara Moore	1998-99
79	Amy Bauer	1988-89
78	Chris Pruitt	1981-82
74	Michele Kozelka	1988-89
70	Katie Voigt	1993-94

Most Free Throws Attempted

134	LaTonya Sims	1997-98
132	Jessie Stomski	1998-99
110	Barb Franke	1991-92
106	Tamara Moore	1998-99
101	Amy Bauer	1988-89
100	Michele Kozelka	1988-89

Best Free Throw Percentage

(50 made min.)

.811	(86-106)	Tamara Moore	1998-99
.793	(69-87)	Ann Klapperich	1994-95
.788	(78-99)	Chris Pruitt	1981-82
.782	(79-101)	Amy Bauer	1988-89

Most Three-Point Goals

47	Dolly Rademaker	1990-91
36	Kyle Black	1998-99
33	Katie Voigt	1993-94
19	Tamara Moore	1998-99
14	Karie Cattanach	1993-94

Most Three-Point Attempts

116	Dolly Rademaker	1990-91
103	Kyle Black	1998-99
96	Katie Voigt	1993-94
56	Tamara Moore	1998-99
46	Karie Cattanach	1993-94

Best Three-Point Percentage

(10 made min.)

.405	(47-116)	Dolly Rademaker	1990-91
.350	(36-103)	Kyle Black	1998-99
.344	(33-96)	Katie Voigt	1993-94
.339	(19-56)	Tamara Moore	1998-99
.324	(11-34)	Amy Bauer	1988-89



Individual Single Game Records

Most Points

45	Keisha Anderson vs. UC-Santa Barbara, 11-30-96 (14 FG, 17 FT)
38*	Barb Franke vs. Purdue, 1-26-96 (12 FG, 14 FT)
35	Ann Klapperich vs. Maine, 11-29-97 (16 FG, 3 FT)
35	Barb Franke vs. UW-Green Bay, 12-13-95 (13 FG, 9 FT)
35	Barb Franke vs. Michigan State, 3-4-95 (15 FG, 5 FT)
35	Michele Kozelka vs. Illinois State, 12-30-90 (13 FG, 9 FT)
35	Lisa Bonnell vs. St. Peter's College, 1-3-88 (12 FG, 10 FT)
34	Jessie Stomski vs. Ohio State, 2-12-99 (12 FG, 10FT)
34	LaTonya Sims vs. UC-Santa Barbara, 11-20-98 (14FG, 1-3PT, 5 FT)
34	Barb Franke vs. Michigan State, 2-13-94 (11 FG, 1-3PT, 11 FT)
34	Robin Threatt vs. Northwestern, 1-24-93 (13 FG, 4-3PT, 4 FT)
33	Robin Threatt vs. S. Illinois, 12-30-92 (12 FG, 3-3PT, 6 FT)
33	Robin Threatt vs. Michigan, 2-14-92 (13 FG, 6 FT)
33	Chris Pruitt vs. Bradley, 12-1-83 (16 FG, 1 FT)
33	Marty Calden vs. UW-Stevens Point, 1-21-77 (13 FG, 7 FT)
32	Keisha Anderson vs. Penn State, 12/27/96 (10 FG, 10 FT)
32	Barb Franke vs. Drake, 11-30-95 (13 FG, 6 FT)
32	Robin Threatt vs. Tenn-Martin, 12-12-92 (14 FG, 1-3PT, 3 FT)
32	Janet Huff vs. Ohio State, 2-12-84 (13 FG, 6 FT)
31	Barb Franke vs. Michigan, 2-26-95 (13 FG, 5 FT)
31	Lisa Bonnell vs. Minnesota, 1-10-88 (13 FG, 1-3PT, 2 FT)
30	Robin Threatt vs. Iowa State, 11-24-91 (10 FG, 10 FT)
30	Janet Huff vs. Illinois-Chicago, 12-7-83 (14 FG, 2 FT)
30	Theresa Huff vs. Illinois, 1-19-83 (14 FG, 0 FT)
30	Theresa Huff vs. Drake, 12-2-79 (15 FG, 0 FT)
30	Pam Moore vs. Northern Illinois, 1-17-78 (11 FG, 8 FT)
30	Pam Moore vs. Illinois State, 3-9-78 (13 FG, 4 FT)

Most Field Goals

16	Ann Klapperich vs. Maine, 11-29-97
16	Chris Pruitt vs. Bradley, 12-1-83
15	Theresa Huff vs. Drake, 12-2-79
15*	Barb Franke vs. Michigan State, 3-4-95
14	LaTonya Sims vs. UC-Santa Barbara, 11-20-98
14	Lisa Bonnell vs. Minnesota, 1-10-88
14	Theresa Huff vs. Illinois, 1-9-83
14	Robin Threatt vs. Tennessee-Martin, 12-12-92
14	Janet Huff vs. Illinois-Chicago, 12-7-83
14	Theresa Huff vs. Missouri, 2-20-81

Most Field Goal Attempts

28*	Barb Franke vs. Indiana, 2-23-96
27	Theresa Huff vs. Indiana, 2-6-83
27	Theresa Huff vs. Michigan State, 1-14-83
27	Robin Threatt vs. Tennessee-Martin, 12-12-92
27	Linda Gough vs. Lincoln College, 2-2-80
27	Pam Moore vs. UW-Oshkosh, 1-31-78
26	Janet Huff vs. Ohio State, 2-12-84
26	Lisa Bonnell vs. Iowa, 1-8-88
26	Theresa Huff vs. Indiana State, 2-5-82
25	Janet Huff vs. Iowa, 1-22-84

Best Field Goal Percentage

(9 or more made)

.923	Ann Klapperich vs. Marquette (12-13), 1-9-96
.846	Barb Franke vs. Western Michigan (11-13), 11-28-95
.846*	Robin Threatt vs. Michigan State (11-13), 1-17-92
.833	Barb Franke vs. W. Illinois (10-12), 11-28-93
.800	Ann Klapperich vs. Maine (16-20), 11-29-97
.833	Faith Johnson vs. Indiana (10-12), 1-30-81
.769	Barb Franke vs. Illinois (10-13), 2-20-94
.769	Michele Kozelka vs. Purdue (10-13), 1-27-91
.765	Barb Franke vs. UW-Green Bay (13-17), 12-13-95



Keisha Anderson who played at UW from 1994-97, and is now playing in the WNBA with the Washington Mystics, holds the school records for most points and most steals in a game with 45 points and an NCAA record 14 steals.

.765	Michele Kozelka vs. Illinois State (13-17), 12-30-90
.750	LaTonya Sims vs. Georgia (9-12), 1-4-98
.750	Barb Franke vs. Northwestern (12-16), 2-2-96
.750	Barb Franke vs. Wagner (9-12), 12-5-94
.750	Barb Franke vs. Indiana (9-12), 3-14-92
.750	Robin Threatt vs. Indiana (10-12), 1-30-91
.750	Michele Kozelka vs. UW-Green Bay (9-12), 12-7-88
.750	Megan Scott vs. Minnesota (9-12), 1-27-84

Most Three-Point Goals

6	Katie Voigt vs. Mississippi, 12-19-97
6	Karie Cattanach vs. UC-Irvine, 11-29-96
6*	Katie Voigt vs. Michigan, 2-25-96
6	Robin Threatt vs. Creighton, 11-26-91
5	Kelley Paulus vs. Indiana, 2-20-00
5	Katie Voigt vs. Illinois, 12-30-97
5	Katie Voigt vs. Michigan, 1-23-98
5	Katie Voigt vs. Indiana, 2-6-98
5	Karie Cattanach vs. Austin Peay, 12-2-95
5	Katie Voigt vs. Illinois, 1-22-95
5	Katie Voigt vs. Southern Methodist, 12-2-94
5	Dolly Rademaker vs. Minnesota, 3-8-94
5	Dolly Rademaker vs. Michigan State, 2-13-94
5	Dolly Rademaker vs. Northwestern, 1-23-94
5	Dolly Rademaker vs. Minnesota, 1-9-94
5	Dolly Rademaker vs. UW-Green Bay, 1-3-94
5	Dolly Rademaker vs. Illinois-Chicago, 12-13-94
5	Dolly Rademaker vs. Minnesota, 3-7-91
5	Lisa Bonnell vs. Northwestern, 3-4-88
5	Dolly Rademaker vs. Creighton, 12-9-90
5	Mynette Clark vs. Washington, 11-23-90

Most Three-Point Attempts

13*	Lisa Bonnell vs. Iowa, 1-8-88
12	Katie Voigt vs. Michigan, 2-25-96
11	Katie Voigt vs. Manhattan, 12-18-97
11	Katie Voigt vs. Mississippi, 12-19-97
11	Katie Voigt vs. Northwestern, 1-16-98
11	Katie Voigt vs. Tennessee, 2-8-96
11	Katie Voigt vs. Iowa, 1-7-94
11	Robin Threatt vs. Ohio State, 3-11-92
11	Mynette Clark vs. Nebraska, 12-7-90
11	Mynette Clark vs. Michigan State, 1-11-91
11	Dolly Rademaker vs. Minnesota, 3-7-91

Best Three-Point Percentage

(4 or more made)

1,000*	Kyle Black vs. Illinois (4 of 4), 1-4-00
1,000*	Robin Threatt vs. Michigan State (4 of 4), 2-18-90
.833	Dolly Rademaker vs. Minnesota (5-6), 1-9-94
.833	Lisa Bonnell vs. Northwestern (5 of 6), 3-4-88
.800	Tamara Moore vs. Minnesota (4 of 5), 2-3-00
.800	Karie Cattanaach vs. Indiana (4 of 5) 1-3-95
.800	Shelly Rucinski vs. Iowa (4 of 5), 2-4-89
.800	Lisa Bonnell vs. Lake Superior State (4 of 5), 12-11-88
.800	Kyle Black vs. Memphis (4-5), 3/20/99

Most Free Throws

17	Keisha Anderson vs. UC-SB, 11-30-96 (17-17)
17	Michele Kozelka vs. UW-Green Bay, 12-5-89 (17-17)
14*	Barb Franke vs. Purdue, 1-26-96
13	LaTonya Sims vs. Minnesota, 2-3-00 (13-16)
13	Katie Voigt vs. Indiana, 1-9-98
13	Tracy Winkler vs. Toledo, 12-10-94
13	Barb Franke vs. Purdue, 2-6-94
12	Barb Franke vs. Northern Iowa, 1-16-96
12	Barb Franke vs. Indiana, 12-29-95
12	Barb Franke vs. Ohio State, 1-28-94
12	Verdell vs. Michigan, 1-25-87

Most Free Throw Attempts

20*	Barb Franke vs. Purdue, 1-26-96
19	Barb Franke vs. Northern Iowa, 1-16-96
17	Keisha Anderson vs. UC-SB, 11-30-96 (17-17)
17	Barb Franke vs. Ohio State, 1-28-94
17	Michele Kozelka vs. UW-Green Bay, 12-5-89
16	LaTonya Sims vs. Minnesota, 2-3-00
16	Barb Franke vs. Purdue, 2-6-94
16	Marty Calden vs. Northwestern, 1-22-77
15	Barb Franke vs. Indiana, 12-29-95
15	DeLinda Hastie vs. Fairleigh Dickinson, 1-5-88
14	Jessie Stomski vs. DePaul, 3-19-00
14	Tamara Moore vs. Nebraska, 11-21-99
14	Katie Voigt vs. Indiana, 1-9-98
14	Barb Franke vs. Marquette, 2-9-95
14	Camille Williams vs. Southern Methodist, 12-2-94
14	Tracy Winkler vs. Toledo, 12-10-94
14	Verdell Hale vs. Michigan, 1-25-87
14	Lisa Bonnell vs. Michigan, 2-28-86
14	Michele Kozelka vs. Illinois State, 12-30-90
14	Jessie Stomski vs. Illinois, 2-19-99

Best Free Throw Percentage

(10 or more made)

1,000	Jessie Stomski vs. Michigan (10-10), 1-20-00
1,000	Keisha Anderson vs. UC-SB (17-17), 11-30-96
1,000	Ann Klapperich vs. Penn State (10-10), 1-28-96
1,000*	Camille Williams vs. Penn State (10-10), 2-28-93
1,000	Camille Williams vs. UW-Green Bay (10-10), 12-1-92
1,000	Michele Kozelka vs. UW-Green Bay (17-17), 12-5-89
.929	Katie Voigt vs. Indiana (13-14), 1-9-98
.929	Tracy Winkler vs. Toledo (13-14), 12-10-94
.917	Barb Franke vs. Michigan State (11-12), 2-13-94
.917	Michele Kozelka vs. Minnesota (11-12), 3-2-90
.909	Katie Voigt vs. Ohio State (10-11), 2-16-96
.909	Robin Threatt vs. Iowa State (10-11), 11-24-92
.909	Lisa Bonnell vs. St. Peter's College (10-11), 1-3-88

Most Rebounds

23*	Theresa Huff vs. Indiana, 2-11-83
23	Linda Gough vs. Lincoln College, 2-2-80
20	Theresa Huff vs. Michigan, 12-6-80
19	DeLinda Hastie vs. UW-Green Bay, 12-9-88
18	Janetta Johnson vs. Northwestern, 2-10-89
18	Theresa Huff vs. Illinois-Chicago, 12-10-81
18	Theresa Huff vs. Loyola, 12-8-81
18	Theresa Huff vs. Northern Illinois, 12-2-81
18	Theresa Huff vs. Wichita State, 11-28-80
18	Ann Hall vs. UW-LaCrosse, 2-20-80

Most Assists

21	Amy Bauer vs. Detroit, 12-11-88
16	Katie Voigt vs. Illinois-Chicago, 12-13-93
14*	Karen O'Malley vs. Minnesota, 1-10-88
14	Amy Bauer vs. Nebraska, 12-7-90
14	Faith Johnson vs. Eastern Illinois, 12-14-85
12	Keisha Anderson vs. Western Illinois, 12-7-95
12	Amy Bauer vs. Indiana, 3-11-89
12	Janet Huff vs. Missouri, 3-20-81
12	Dot Whalen vs. UW-Oshkosh, 3-2-79

Most Steals

14	Keisha Anderson vs. Cleveland State, 2/11/97 (Big Ten record and ties NCAA single game record)
9	Keisha Anderson vs. Western Illinois, 12-7-95
9	Robin Threatt vs. Chicago State, 12-9-92
8*	several times

Most Blocked Shots

12*	Janetta Johnson vs. Indiana, 1-6-89
12	Janetta Johnson vs. Detroit, 12-11-88
12	Janetta Johnson vs. UW-Green Bay, 12-7-88
11	Michelle Lowman vs. Iowa, 1-23-83
10	Michelle Lowman vs. Illinois, 12-9-78
9	Michelle Lowman vs. Purdue, 1-20-79
8	Janetta Johnson vs. Illinois-Chicago, 1-30-89
8	Janetta Johnson vs. San Jose State, 11-27-88
8	Camilla Hudson vs. Ohio State, 1-18-87
8	Lisa Bonnell vs. Northern Iowa, 12-1-84

* Indicates Wisconsin Record in Big Ten Only Play, 1983-00



Kyle Black tied the school record for best three-point percentage hitting four-of-four against Illinois Jan. 4, 2000.

Individual Single Season Records

Big Ten Play (1982-00)

Cumulative (1974-00)

Most Points

379 Barb Franke, 1994 (21.1 avg)	601 Barb Franke, 1995-96 (20.7)
350 Theresa Huff, 1983 (19.4 avg)	577 LaTonya Sims 1998-99 (18.0)
348 Lisa Bonnell, 1988	574 Robin Threath, 1991-92 (19.8)
338 Robin Threath, 1992	549 Lisa Bonnell, 1987-88
329 Barb Franke, 1996	548 Barb Franke, 1994-95
328 Janet Huff, 1984	540 Theresa Huff, 1981-82
311 Robin Threath, 1993	536 Katie Voigt, 1997-98
310 Lisa Bonnell, 1987	531 Keisha Anderson, 1996-97
300 Katie Voigt, 1998	517 Barb Franke, 1993-94
292 Keisha Anderson, 1997	515 Janet Huff, 1983-84
287 LaTonya Sims, 1999	509 Robin Threath, 1992-93
285 Robin Threath, 1991	499 Theresa Huff, 1980-81
272 Mynette Clark, 1991	482 LaTonya Sims, 1999-00
269 Barb Franke, 1995	474 Lisa Bonnell, 1986-87
268 Jessie Stomski 1999	467 Ann Klapperich, 1997-98
265 Megan Scott, 1984	459 Jessie Stomski, 1998-99
256 Michele Kozelka, 1990	458 Theresa Huff, 1982-83
250 Michele Kozelka, 1991	448 Robin Threath, 1990-91
248 Katie Voigt, 1994	445 Tamara Moore, 1999-00
246 Ann Klapperich, 1997	445 Michele Kozelka, 1989-90
242 Mynette Clark, 1992	439 Ann Klapperich, 1996-97
242 Chris Pruitt, 1984	434 Jessie Stomski, 1999-00
236 Katie Voigt, 1996	432 Janet Huff, 1981-82
235 Faith Johnson, 1985	420 Chris Pruitt, 1983-84
234 LaTonya Sims, 2000	419 Katie Voigt, 1995-96
233 Keisha Anderson, 1995	408 Mynette Clark, 1990-91

Most Rebounds

214 Theresa Huff, 1983 (11.9 avg)	394 Theresa Huff, 1981-82 (11.6)
165 Michele Kozelka, 1991	303 Theresa Huff, 1982-83
159 Michele Kozelka, 1989	294 Theresa Huff, 1980-81
157 Janet Johnson, 1989	276 LaTonya Sims, 1999-00
153 Barb Franke, 1994	260 Michele Kozelka, 1990-91
151 Michelle Kozelka, 1990	254 Vivian Rorer, 1981-82
145 Megan Scott, 1984	244 Michelle Kozelka, 1989-90
144 LaTonya Sims, 2000	241 Ann Hall, 1979-80
137 Lisa Bonnell, 1987	230 Janet Johnson, 1988-89
136 Lisa Bonnell, 1988	229 Barb Franke, 1994-95
128 DeLinda Hastie, 1987	226 Barb Franke, 1995-96
124 DeLinda Hastie, 1988	225 Barb Franke, 1993-94

Highest Scoring Average

21.1 Barb Franke, 1994 (18 games)	20.7 Barb Franke, 1995-96 (29)
20.6 Barb Franke, 1996 (16 games)	19.8 Robin Threath, 1991-92 (29)
19.4 Theresa Huff, 1985	19.7 Keisha Anderson, 1996-97
19.3 Lisa Bonnell, 1988	19.6 Lisa Bonnell, 1987-88
19.3 Janet Huff, 1984	19.2 Barb Franke, 1993-94
18.8 Katie Voigt, 1998	19.1 Janet Huff, 1983-84
18.8 Robin Threath, 1992	18.9 Barb Franke, 1994-5
18.2 Keisha Anderson, 1997	18.9 Robin Threath, 1992-93
17.9 LaTonya Sims, 1999	18.0 LaTonya Sims, 1998-99
17.3 Robin Threath, 1993	17.3 Katie Voigt, 1997-98
17.2 Lisa Bonnell, 1987	16.9 Theresa Huff, 1982-83
16.8 Barb Franke, 1995	16.9 Lisa Bonnell, 1986-87
16.8 Jessie Stomski, 1999	16.6 Robin Threath, 1990-91
15.8 Robin Threath, 1991	16.6 Theresa Huff, 1980-81
15.4 Ann Klapperich, 1997	16.3 Ann Klapperich, 1996-97
15.1 Mynette Clark, 1991	16.3 Pam Moore, 1977-78
14.7 Michele Kozelka, 1990	15.9 Theresa Huff, 1981-82

Big Ten Play (1982-00)

Cumulative (1974-00)

Highest Rebound Average

11.9 T. Huff, 1983 (18 games)	11.6 Theresa Huff, 1981-82 (34)
9.2 Michele Kozelka, 1991	11.2 Theresa Huff, 1982-83
9.4 LaTonya Sims, 2000	9.8 Theresa Huff, 1980-81
8.8 Michele Kozelka, 1989	9.8 Ginny Vorwald, 1976-77
8.7 Janet Johnson, 1989	9.3 Michele Kozelka, 1990-91
8.5 Barb Franke, 1994	9.0 Pam Moore, 1977-78
8.4 Michele Kozelka, 1990	8.7 Michele Kozelka, 1989-90
8.2 Megan Scott, 1984	8.5 Janet Johnson, 1988-89
7.9 Michele Kozelka, 1992	8.4 LaTonya Sims, 1999-00
7.9 Barb Franke, 1996	8.3 Barb Franke, 1993-94
	8.3 DeLinda Hastie, 1987-88

Most Field Goals

153 T. Huff, 1983 (18 games)	232 Theresa Huff, 1981-82 (34)
143 Lisa Bonnell, 1988	225 Barb Franke, 1995-96 (29)
140 Barb Franke, 1994	223 Theresa Huff, 1980-81
136 Janet Huff, 1984	223 Lisa Bonnell, 1987-88
129 Lisa Bonnell, 1987	222 LaTonya Sims, 1998-99
128 Robin Threath, 1992	221 Robin Threath, 1991-92
122 Barb Franke, 1996	217 Keisha Anderson, 1996-97
121 Keisha Anderson, 1997	217 Janet Huff, 1983-84
119 Robin Threath, 1993	209 Robin Threath, 1992-93
113 LaTonya Sims	203 Theresa Huff, 1982-83

Most Field Goal Attempts

324 Lisa Bonnell, 1988 (18 games)	510 Theresa Huff, 1981-82 (34)
314 Theresa Huff, 1983	498 Lisa Bonnell, 1987-88
301 Janet Huff, 1984	476 Janet Huff, 1983-84
291 Lisa Bonnell, 1987	461 LaTonya Sims, 1998-99
274 Robin Threath, 1993	444 Robin Threath, 1992-93
267 Robin Threath, 1992	442 Robin Threath, 1991-92
263 Keisha Anderson, 1997	438 Theresa Huff, 1980-81
252 Chris Pruitt, 1984	437 Lisa Bonnell, 1986-87
248 Robin Threath, 199	437 Theresa Huff, 1982-83

Best Field Goal Percentage

(100 or more attempts)

.574 Barb Franke, 1994 (140-244)	.572 Jessie Stomski, 1998-99(182-318)
.571 Jessie Stomski, 1999 (105-184)	.564 Barb Franke, 1993-94 (189-335)
.548 Megan Scott, 1984 (109-199)	.558 J. Burkholder, 1993-94 (77-138)
.537 Camille Williams, 1993 (79-147)	.553 Nina Smith, 1999-00 (63-114)
.531 Barb Franke, 1992 (85-160)	547 Megan Scott, 1983-84 (127-232)
.526 Barb Franke, 1996 (122-232)	.542 Barb Franke, 1991-92 (128-236)
.513 Ann Klapperich, 1995 (77-150)	.528 Barb Franke, 1995-96 (225-426)
.510 Ann Klapperich, 1997 (101-198)	.528 A. Klapperich, 1995-96 (142-269)
.498 LaTonya Sims, 1999 (113-227)	.518 Vivian Rorer, 1981-82 (156-301)
.495 Janet Johnson, 1989 (99-200)	.515 J. Johnson, 1988-89 (152-295)

Most Three-Point Goals

43 Katie Voigt, 1998 (16 games)	84 Katie Voigt, 1997-98 (31 games)
40 D. Rademaker, 1994 (18 games)	63 Dolly Rademaker, 1993-94 (27)
37 Mynette Clark, 1991	60 Katie Voigt, 1995-96
32 Katie Voigt, 1996	57 Katie Voigt, 1994-95
32 Mynette Clark, 1992	58 Mynette Clark, 1990-91
31 Robin Threath, 1993	49 Mynette Clark, 1991-92
28 Karie Cattanach, 1997	47 Karie Cattanach, 1996-97
27 Katie Voigt, 1995	47 Dolly Rademaker, 1990-91
27 Dolly Rademaker, 1993	40 Robin Threath, 1992-93
27 Katie Voigt, 1994	39 Robin Threath, 1991-92

Big Ten Play (1982-00)**Cumulative (1974-00)**

- 23 Robin Threatt, 1992
- 22 Robin Threatt, 1990
- 21 Robin Threatt, 1991

- 36 Kyle Black, 1998-99
- 34 Dolly Rademaker, 1992-93

Most Three-Point Attempts

- | | |
|------------------------------------|---------------------------------|
| 111 Mynette Clark, 1991 (18 games) | 217 Katie Voigt, 1997-98 (31) |
| 109 Katie Voigt, 1998 | 182 Mynette Clark, 1990-91 (28) |
| 102 Katie Voigt, 1996 | 176 Katie Voigt, 1995-96 |
| 97 Dolly Rademaker, 1994 | 164 Katie Voigt, 1994-95 |
| 87 Robin Threatt, 1993 | 144 Dolly Rademaker, 1993-94 |
| 81 Katie Voigt, 1995 | 141 Mynette Clark, 1991-92 |
| 81 Dolly Rademaker, 1993 | 119 Karie Cattanch, 1996-97 |
| 78 Mynette Clark, 1992 | 116 Dolly Rademaker, 1992-93 |
| 74 Katie Voigt, 1994 | 116 Dolly Rademaker, 1990-91 |
| 67 Karie Cattanch, 1997 | 114 Robin Threatt, 1992-93 |
| 67 Robin Threatt, 1990 | 112 Robin Threatt, 1991-92 |

Best Three-Point Percentage**(20 or more made)**

- | | |
|------------------------------------|--|
| .418 Karie Cattanch, 1997 (28-67) | .438 Dolly Rademaker, 1993-94 (63-144) |
| .412 Dolly Rademaker, 1994 (40-97) | .405 Dolly Rademaker, 1991 (47-116) |
| .410 Mynette Clark, 1992 (32-78) | .395 K. Cattanch, 1996-97 (47-119) |
| .394 Katie Voigt, 1998 (43-109) | .387 Katie Voigt, 1997-98 (84-217) |
| .356 Robin Threatt, 1993 (31-87) | .382 Karie Cattanch, 1994-95 (26-68) |
| .351 Katie Voigt, 1994 (26-74) | .372 Karie Cattanch, 1995-96 (29-78) |
| .349 Robin Threatt, 1992 (23-66) | .351 Robin Threatt, 1992-93 (40-114) |
| .344 Dolly Rademaker, 1991 (22-64) | .350 Kyle Black, 1998-99 (36-103) |
| .333 Katie Voigt, 1995 (27-81) | .348 Katie Voigt, 1994-95 (57-164) |
| .333 Dolly Rademaker, 1993 (27-81) | .348 Robin Threatt, 1991-92 (39-112) |
| .333 Mynette Clark, 1991 (37-111) | .348 Mynette Clark, 1991-92 (49-141) |

Note: 1987-88 was first season with the three-point goal

Most Free Throws

- | | |
|---------------------------------|-------------------------------|
| 90 Barb Franke, 1994 (18 games) | 150 Barb Franke, 1995-96 (29) |
| 84 Barb Franke, 1996 (16 games) | 141 Barb Franke, 1994-95 |
| 72 Camille Williams, 1993 | 128 Jessie Stomski, 1999-00 |
| 70 Barb Franke, 1995 | 125 Barb Franke, 1993-94 |
| 65 Lisa Lawrence, 1991 | 123 LaTonya Sims, 1998-99 |
| 65 Katie Voigt, 1998 | 118 Michele Kozelka, 1989-90 |
| 64 Michele Kozelka, 1990 | 117 Tamara Moore, 1999-00 |
| 60 Tamara Moore, 2000 | 115 LaTonya Sims, 1999-00 |
| 59 Robin Threatt, 1992 | 110 Camille Williams, 1992-93 |
| 58 Amy Bauer, 1991 | 104 Katie Voigt, 1997-98 |
| 58 LaTonya Sims, 1999 & 2000 | 95 Jessie Stomski, 1998-99 |
| 58 Jessie Stomski, 1999 | |

Most Free Throw Attempts

- | | |
|----------------------------------|-------------------------------|
| 125 Barb Franke, 1994 (18 games) | 217 Barb Franke, 1994-95 (29) |
| 119 Barb Franke, 1995 | 208 Barb Franke, 1995-96 |
| 113 Barb Franke, 1996 | 177 LaTonya Sims, 1998-99 |
| 111 Camille Williams, 1993 | 173 Barb Franke, 1993-94 |
| 88 LaTonya Sims, 1999 | 170 LaTonya Sims, 1999-00 |
| 86 LaTonya Sims, 2000 | 168 Jessie Stomski, 1999-00 |
| 84 Michele Kozelka, 1990 | 166 Camille Williams, 1992-93 |
| 84 Jessie Stomski, 1999 | 152 Tamara Moore, 1999-00 |
| 82 Lisa Lawrence, 1991 | 147 Michele Kozelka, 1989-90 |
| 80 Robin Threatt, 1992 | 144 DeLinda Hastie, 1987-88 |
| 80 Megan Scott, 1984 | |

Big Ten Play (1982-00)**Cumulative (1974-00)****Best Free Throw Percentage (45 or more attempts)**

- | | |
|--------------------------------------|--------------------------------------|
| .845 Katie Voigt, 1998 (65-76) | .887 Katie Voigt, 1995-96 (63-71) |
| .845 Karen O'Malley, 1987 (38-45) | .867 Katie Voigt, 1997-98 (104-120) |
| .815 Mynette Clark, 1992 (44-54) | .812 Katie Voigt, 1994-95 (39-48) |
| .821 Ann Klapperich, 1994-95 (55-67) | .811 Tamara Moore, 1998-99 (86-106) |
| .810 Mynette Clark, 1991 (47-58) | .804 Mynette Clark, 1991-92 (74-92) |
| .809 Chris Pruitt, 1983 (38-47) | .803 M. Kozelka, 1989-90 (118-147) |
| .804 Chris Pruitt, 1985 (41-51) | .796 Amy Bauer, 1989-90 (43-54) |
| .800 Tamara Moore, 2000 (60-75) | .795 Karen O'Malley, 1986-87 (62-78) |
| .793 Lisa Lawrence, 1991 (65-82) | .794 Janet Huff, 1983-84 (81-102) |
| .792 Tamara Moore, 1999 (42-53) | .793 Ann Klapperich, 1994-95 (69-87) |

Most Personal Fouls

- | | |
|------------------------------------|--|
| 4.22 Janetta Johnson, 1989 (76/18) | 4.15 Janetta Johnson, 1988-89 (112/27) |
| 3.88 Michelle Lowman, 1983 (70/18) | 3.85 Karen O'Malley, 1985-86 (104/27) |
| 3.88 Jessie Stomski, 2000 (62/16) | 3.68 Teresa Theder, 1984-85 (103/28) |
| 3.82 Karen O'Malley, 1986 (65/17) | 3.59 Barb Franke, 1991-92 (104/29) |
| 3.81 Ann Klapperich, 1996 (61/16) | 3.59 Michelle Lowman, 1982-83 (97/27) |
| 3.72 Teresa Theder, 1985 (67/18) | 3.58 Michelle Lowman, 1978-79 (86/24) |
| 3.67 Mynette Clark, 1991 (66/18) | 3.50 Sharon Johnson, 1992-93 (84/24) |

Most Assists

- | | |
|-------------------------------|-------------------------------|
| 98 Keisha Anderson, 1996 (16) | 195 K. Anderson, 1995-96 (29) |
| 75 Amy Bauer, 1989 (18) | 153 K. Anderson, 1994-95 (29) |
| 73 Verdell Hale, 1987 | 141 Amy Bauer, 1988-89 |
| 72 Keisha Anderson, 1995 | 124 Katie Voigt, 1993-94 |
| 71 Katie Voigt, 1994 | 124 Amy Bauer, 1990-91 |
| 71 Chris Pruitt, 1985 | 124 Nancy Fahey, 1980-1 |
| 69 Mynette Clark, 1991 | 123 Keisha Anderson, 1996-97 |
| 68 Karen O'Malley, 1988 | 123 Verdell Hale, 1986-87 |
| 67 Keisha Anderson, 1997 | 120 Faith Johnson, 1981-82 |
| 67 Janet Huff, 1984 | 120 Janet Huff, 1982-83 |

Most Steals

- | | |
|-------------------------------|-------------------------------|
| 76 Keisha Anderson, 1996 (16) | 124 K. Anderson, 1995-96 (29) |
| 60 Keisha Anderson, 1995 (16) | 109 K. Anderson, 1994-95 (29) |
| 54 Faith Johnson, 1985 | 94 K. Anderson, 1996-97 |
| 53 Robin Threatt, 1993 | 90 Janet Huff, 1981-82 |
| 50 Janet Huff, 1983 | 88 Robin Threatt, 1991-92 |
| 49 Janet Huff, 1984 | 87 Robin Threatt, 1992-93 |
| 48 Theresa Huff, 1983 | 83 Tamara Moore, 1999-00 |
| 45 Keisha Anderson, 1997 | 80 Janet Huff, 1983-84 |
| 43 Tamara Moore, 2000 | 80 Tamara Moore, 1998-99 |
| 42 Megan Scott, 1984 | 78 Faith Johnson, 1984-85 |
| 42 Faith Johnson, 1983 | |

Most Blocked Shots

- | | |
|-------------------------------|------------------------------|
| 70 Janetta Johnson, 1989 (18) | 130 J. Johnson, 1988-89 (27) |
| 48 Michelle Lowman, 1983 | 78 Michelle Lowman, 1982-83 |
| 28 Inga Young, 1987 | 73 Michelle Lowman, 1978-79 |
| 26 Amy Wiersma, 1997 | 54 Michelle Lowman, 1981-82 |
| 24 Inga Young, 1986 | 51 Inga Young, 1986-87 |
| 18 DeLinda Hastie, 1987 | 47 Amy Wiersma, 1996-97 |
| 18 Theresa Huff, 1983 | 47 Michelle Lowman, 1980-81 |

Most Consecutive Free Throws

- 29 Michele Kozelka, 1990 (all-time record)
- 19 Jessie Stomski, 2000 (over three games)
- 17-17 Keisha Anderson, 1996 (in a game)
- 17-17 Michele Kozelka, 1990 (in a game)



Team Single Game Records

Cumulative (1974-00)

Most Points

- 123 vs. Bradley, 12-5-82
(UW-123, BRAD-79)
- 107 vs. Siena, 3-14-99
(UW-102, Siena-85)
- 102* vs. Minnesota, 1-6-91
(UW-102, MINN-77)

Fewest Points

- 28 vs. Illinois State, 12-5-75
(UW-28, ISU-88)
- 32* vs. Iowa, 1-26-86 (UW-32, IA-68)

Most Points Allowed

- 103* vs. Indiana, 2-1-91
(UW-86, IND-103)

Fewest Points Allowed

- 27 vs. N. Illinois, 1-23-75
(UW-42, NIU-27)
- 44* vs. Iowa, 2-23-83 (UW-68, IA-44)

Most Field Goals

- 52 vs. Bradley (52 of 87), 12-5-82
- 43* vs. Michigan (43 of 91), 1-16-83
- 43* vs. Purdue (43 of 81), 1-6-84

Fewest Field Goals

- 12* vs. Iowa (12 of 48), 1-26-86

Most Field Goal Attempts

- 108 vs. DePaul (46 of 108), 12-14-77
- 91* vs. Michigan (43 of 91), 1-16-83

Fewest Field Goal Attempts

- 36 vs. UW-Green Bay (16 of 36),
12-5-89
- 39* vs. Ohio State (17 of 39), 1-18-98

Best Field Goal Percentage

- .621 vs. UW-Milwaukee (41-66), 12-9-93
- .604* twice vs. Ohio State (32 of 53),
1-28-94, (32-53), 1-16-00

Lowest Field Goal Percentage

- .215 vs. Michigan (14 of 65), 2-7-76
- .222* vs. Minnesota (14 of 63), 3-5-87

Most Three-Point Goals

- 11* vs. Northwestern (11-23), 2-28-92
- 11 vs. Creighton (11-28), 11-26-91

Fewest Three-Point Goals

- 0* vs. Purdue (0-6), 2-16-97
- 0* vs. Michigan (0-4), 1-24-97
- 0 vs. UW-Green Bay (0-7), 12-7-94
- 0 vs. Texas Tech (0-8), 12-5-98
- 0 vs. Iowa (0-4), 1-3-99
- 0 vs. Indiana (0-6), 1-10-99
- 0 vs. Mich State (0-12), 3-17-99

Most Three-Point Attempts

- 30 vs. Auburn (6-30), 11-29-91
- 30* vs. Ohio State (8-30), 3-11-92

Fewest Three-Point Attempts

- 0 vs. Chicago State, 1-2-90
- 0 vs. UW-Green Bay, 12-5-89
- 0 vs. Valparaiso, 12-13-88
- 0 vs. Loyola, 12-8-88

Best Three-Point Percentage (10 or more made)

- .667* vs. Minnesota (10-15), 1-9-94

Lowest Three-Point Percentage

- .000 vs. Purdue (0-6), 2-16-97
- .000 vs. Michigan (0-4), 1-24-97
- .000 vs. UW-Green Bay (0-7), 12-7-94
- .000 vs. Texas Tech (0-8), 12-5-98
- .000 vs. Iowa (0-4), 1-3-99
- .000 vs. Indiana (0-6), 1-10-99
- .000 vs. Mich State (0-12), 3-17-99

Fewest Points, One Half

- 11 (1st half) vs. Michigan State, 2-6-76
(MSU 77, UW 46)
- 13 (1st half) vs. Purdue, 2-16-97
(PUR 62, UW 43)
- 13 (2nd half) vs. Iowa, 1-26-86
(IA 68, UW 32)

Largest Victory Margin, Big Ten Road Game

- 35 UW at Ohio State, 1-16-00
(UW 80, OSU 45)

Most Free Throws

- 40 vs. Northern Iowa (40-57), 1-16-96
- 33* vs. Illinois (33-44), 2-19-99

Fewest Free Throws

- 0* vs. Iowa (0-4), 1-22-84

Most Free Throw Attempts

- 57 vs. Northern Iowa (40-57), 1-16-96
- 44* vs. Illinois (33-44), 2-19-99

Fewest Free Throw Attempts

- 2 vs. Utah (1-2), 11-30-91
- 2* vs. Indiana (2-2), 2-17-79

Best Free Throw Percentage (14 or more atts.)

- 1.000* vs. Michigan State (14-14), 2-28-88
- .931 vs. Siena (27-29), 3-14-99

Lowest Free Throw Percentage (14 or more atts.)

- .333 vs. Eastern Kentucky (7-21
11-27-83)
- .389* vs. Indiana (7-18), 2-11-83

Most Personal Fouls

- 36 vs. UW-Stevens Point, 1-27-79
- 33* vs. Purdue, 2-23-90

Most Rebounds

- 74 vs. Western Illinois, 1-13-82
- 65* vs. Michigan, 2-20-87

Fewest Rebounds

- 17 vs. Rutgers, 1-17-99
- 20* vs. Michigan, 2-2-86

Most Assists

- 34 vs. UW-Milwaukee, 12-13-78
- 28* vs. Illinois, 2-8-87

Fewest Assists

- 4* vs. Illinois, 2-14-88
- 4 vs. Florida State, 12-4-87

Most Steals

- 27 vs. DePaul, 12-14-77
- 27 vs. UW-Eau Claire, 12-1-77
- 23* vs. Purdue, 1-6-84

Fewest Steals

- 0 vs. Stanford, 11-25-88
- 2* vs. Michigan, 2-28-98
- 2* vs. Ohio State, 1-8-89
- 2* vs. Iowa, 3-12-88
- 2* vs. Michigan, 2-28-98

Most Turnovers

- 42* vs. Penn State, 2-23-94

Fewest Turnovers

- 9* vs. Michigan State, 3-17-99
- 9* vs. Michigan State, 1-30-98
- 9* vs. Michigan, 1-23-98
- 9* vs. Indiana, 1-12-97
- 9* vs. Indiana, 2-23-96

Most Blocked Shots

- 17* vs. Iowa, 1-23-83

Largest Margin of Victory

- 65 vs. UW-Milwaukee (115-50), 12-13-78
- 41* vs. Michigan (89-48), 2-27-95


Largest Margin of Loss

- 72 vs. UW-LaCrosse (30-102), 2-11-76
- 48* vs. Purdue (45-93), 3-6-94
- 48* vs. Iowa (50-98), 3-12-88

Most Overtimes

- 2* Wisconsin (98) vs. Purdue (95)
1-26-96
- 2 Wisconsin (62) vs. Cal St-Long
Beach (66), 12-30-82

* Indicates UW School Record in Big Ten Conference play



Badger Coach Jane Albright is 10-1 in overtime games at Wisconsin. Her 1998-99 team set the NCAA record for most overtimes in a season at six with a 5-1 record.

Team Single Season Records

Big Ten Play (1982-00)		Cumulative (1974-00)	
Most Points			
79.6	1991 (1433 in 18)	81.7	1990-91 (2288 in 28)
Fewest Points			
56.1	1986 (1009 in 18)	43.6	1975-76 (785 in 18)
Most Field Goals			
28.8	1983 (519 in 18)	30.8	1982-83 (831 in 27)
Most Field Goal Attempts			
68.8	1983 (1238 in 18)	76.1	1977-78 (1827 in 24)
Best Field Goal Percentage			
.462	1999 (420-909)	.466	1993-94 (722 of 1549)
Lowest Field Goal Percentage			
.359	1986 (403 of 1124)	.299	1975-76 (352 of 1177)
Most Three-Point Goals			
5.2	1991 (94 in 18)	5.8	1990-91 (161 in 28)
Most Three-Point Attempts			
16.3	1991 (293 in 18)	17.3	1990-91 (485 in 28)
Best Three-Point Percentage			
.386	1998 (61 of 158)	.355	1997-98 (120 of 338)
Lowest Three-Point Percentage			
.290	1988 (38-131)	.267	(1987-88 (60-225)
Most Free Throws			
17.3	1996 (278 in 16)	17.3	1995-96 (502-29)
Most Free Throw Attempts			
23.9	1995 (383 in 16)	24.5	1995-96 (712 in 29)
Best Free Throw Percentage			
.749	1991 (311 of 415)	.719	1990-91 (463 of 644)
Lowest Free Throw Percentage			
.606	1997 (168 of 277)	.556	1975-76 (98 of 176)
Most Rebounds			
43.7	1983 (788 in 18)	45.6	1990-91 (1236 in 18)
Fewest Rebounds			
34.3	1993 (617 in 18)	21.8	1975-76 (394 in 18)
Most Personal Fouls			
22.4	1986 (404 in 18)	22.9	1985-86 (642 in 28)
Most Assists			
16.2	1990 (291 in 18)	16.3	1990-91 (456 in 28)
Fewest Assists			
11.9	1986 (215 in 18)	12.5	1985-86 (349 in 28)
Most Turnovers			
24.5	1994 (441 in 18)	25.3	1993-94 (684 in 27)
Fewest Turnovers			
16.4	1998 (263 in 16)	17.8	1997-98 (553 in 31)
Most Blocks			
5.2	1983 (93 in 18)	5.7	1982-83 (155 in 27)
Fewest Blocks			
1.4	1990 (26 in 18)	2.1	1994-95 (61 in 29)
Most Steals			
12.9	1996 (207 in 16)	12.9	1995-96 (375 in 29)
Fewest Steals			
7.1	1986 (128 in 18)	7.7	1986-87 (249 in 28)
Best Season Opening			
7-0	1984 (Record 13-5, 2nd)	9-0	1997-98 (Record 21-10)
		7-0	1996-97 (Record 16-11)
		7-0	1982-83 (Record 19-8)
Best Non-Conference Record			
		11-1	1997-98 (Record 21-10)
Attendance Average			
12,474	1998 (99,797 in 8)	10,455	1997-98 (125,464 in 12)

Big Ten Play (1982-00)		Cumulative (1974-00)	
Most Victories			
13	1992 (Rec: 13-5)	21	1999-00 (Rec: 21-12)
13	1984 (Rec: 13-5)	21	1997-98 (Rec: 21-10)
		21	1995-96 (Rec: 21-8)
		21	1981-82 (Rec:21-13)
Most Consecutive Victories			
8	1996 (Rec: 12-4)	10	1995-96 (Rec: 21-8)
7	1984 (Rec: 13-5)	9	1997-98 (Rec: 21-10)
		7	1996-97 (Rec: 16-11)
		7	1994-95 (Rec: 20-9)
Most Consecutive Home Victories			
		11	1983-84 (Rec: 18-10)
Fewest Victories			
1	1986 (Rec: 1-17)	4	1987-88 (Rec: 4-24)
		4	1985-86 (Rec: 4-24)
Most Losses			
17	1986 (Rec: 1-17)	24	1987-88 (Rec: 4-24)
		24	1985-86 (Rec: 4-24)
Most Consecutive Losses			
15	1988 (Rec: 2-16)	17	1985-86 (Rec: 4-24)
Fewest Losses			
5	1995 (Rec: 20-9)	7	1974-75 (Rec: 11-7)
5	1984 (Rec: 13-5)		
Most Overtimes			
4	1999 Season	6@	1998-99 (@NCAA Record)
2	1996 and 1991 Seasons	4	1990-91
Big Ten Overtime Record: 7-4			
W	Wisconsin-82 vs. Illinois-78, 1 OT, 2-19-99		
W	Wisconsin-83 vs. Ohio State-79, 1 OT, 2-12-99		
W	Wisconsin-73 vs. Michigan State-68, 1 OT, 2-7-99		
L	Wisconsin-71 vs. Penn State-73, 1 OT, 2-5-99		
W	Wisconsin-98 vs. Purdue-95, 2 OT, 1/26/96		
W	Wisconsin-79 vs. Minnesota-78, 1 OT, 2-5-95		
L	Wisconsin-76 at Ohio State-81, 1 OT, 2-3-91		
L	Wisconsin-76 at Iowa-85, 1 OT, 3-9-91		
L	Wisconsin-75 at Illinois-81, 1 OT, 1-27-89		
W	Wisconsin-48 at Indiana-46, 1 OT, 2-15-87		
W	Wisconsin-89 vs. Northwestern-86, 1 OT, 3-9-85		
Program Overtime Record: 21-8			
W	Wisconsin-81 vs. Northeastern-80, 2 OT, 11-28-99		
W	Wisconsin-92 vs. Nebraska-85, 1 OT, 11-21-99		
W	Wisconsin-70 vs. Michigan State-69 WNIT, 1 OT, 3-17-99		
W	Wisconsin-82 vs. Illinois-78, 1 OT, 2-19-99		
W	Wisconsin-83 vs. Ohio State-79, 1 OT, 2-12-99		
W	Wisconsin-73 vs. Michigan State-68, 1 OT, 2-7-99		
L	Wisconsin-71 vs. Penn State-73, 1 OT, 2-5-99		
W	Wisconsin-103 vs. Cal-Santa Barbara-90, 1 OT, 11-20-99		
W	Wisconsin 74 vs. Georgia 64, 1 OT, 1-4-98		
W	Wisconsin-98 vs. Purdue-95, 2 OT, 1-26-96		
W	Wisconsin-79 vs. Minnesota-78, 1 OT, 2-5-95		
L	Wisconsin-76 at Ohio State-81, 1 OT, 2-3-91		
L	Wisconsin-76 at Iowa-85, 1 OT, 3-9-91		
W	Wisconsin-80 at Nebraska-74, 1 OT, 12-7-90		
L	Wisconsin-91, Washington-99, 1 OT, 11-23-90 (at Colorado)		
L	Wisconsin-75 at Illinois-81, 1 OT, 1-27-89		
W	Wisconsin-62 at UW-Green Bay-58, 1 OT, 12-7-88		
W	Wisconsin-48 at Indiana-46, 1 OT, 2-15-87		
W	Wisconsin-73 at Cincinnati-68, 1 OT, 11-28-86		
W	Wisconsin-74 vs. Western Illinois-69, 1 OT, 11-24-85		
L	Wisconsin-57 at Illinois State-64, 1 OT, 12-22-85		
W	Wisconsin-89 vs. Northwestern-86, 1 OT, 3-9-85		
W	Wisconsin-77 vs. Illinois State-75, 1 OT, 2-16-83		
L	Wisconsin-62 at Cal St-Long Beach-66, 2 OT, 12-30-82		
W	Wisconsin-68 at Indiana State-60, 1 OT, 3-12-82		
W	Wisconsin-78 vs. Iowa State-77, 1 OT, 3-6-82		
L	Wisconsin-76 at Union University-78, 1 OT, 1-6-81		
W	Wisconsin-72 at Yale-70, 1 OT, 1-7-80		
W	Wisconsin-82 vs. Purdue-75, 1 OT, 1-20-79		

UW Field House Records

Individual Records

All-Time Badger Field House Women's Basketball Record 1974-99: 167 wins, 112 losses (.598)

Most Points

Wisconsin	38	Barb Franke vs. Purdue (12fg, 14-20ft)	1-26-96
Opponent	41	Laura Coenen (Minn.) (15fg, 11-14ft)	2-18-83

Most Field Goals

Wisconsin	13	Barb Franke vs. Drake (13-22)	11-30-95
	13	Michele Kozelka vs. Illinois State (13-17)	12-30-90
	13	Lisa Bonnell vs. Detroit (13-19)	12-13-87
	13	Janet Huff vs. Ohio State (13-26)	2-12-84
	13	Janet Huff vs. Iowa (13-25)	1-22-84
Opponent	15	Carol Emanuel (Purdue) (15-27)	3-12-83
	15	Laura Coenen (Minnesota) (15-26)	2-18-83

Most Field Goals Attempted

Wisconsin	27	Theresa Huff vs. Indiana (11-27)	2-6-83
	27	Theresa Huff vs. Michigan State (12-27)	1-14-83
Opponent	30	Mary Schoenhoff (Loyola) (12-30)	12-8-81
	30	Robin Hasemann (Western Illinois) (13-30)	12-4-88

Best Field Goal Percentage (8 attempts minimum)

Wisconsin	.889	Ann Klapperich vs. Illinois State (8-9)	12-9-95
Opponent	.889	Roxanne Grabow (Bradley) (8-9)	12-5-82

Most Three-Point Field Goals

Wisconsin	6	Robin Threath vs. Creighton (6-10)	11-26-91
Opponent	5	Vanessa Nygaard (Stanford) (5-11)	11-21-97
	5	Melissa Sanford (Creighton) (5-7)	11-26-91
	5	Nadine Domond (Iowa) (5-7)	2-18-96

Most Three-Point Field Goals Attempted

Wisconsin	13	Lisa Bonnell vs. Iowa (3-13)	1-8-88
Opponent	12	Lori Goerlitz (Marquette) (3-12)	2-9-95
	12	Erin Boland (Siena College) (3-12)	3-14-99

Best Three-Point Field Goal Percentage (4 attempts minimum)

Wisconsin	1.000	Robin Threath vs. Michigan State (4-4)	2-18-90
Opponent	.800	Milena Flores (Stanford) (4-5)	11-21-97
	.800	Chrissy Loeliger (Siena College) (4-5)	3-14-99

Most Free Throws

Wisconsin	17	Michele Kozelka vs. UW-Green Bay (17-17)	12-5-89
Opponent	17	Sally Anderson (DePaul) (17-17)	12-11-86

Most Free Throws Attempted

Wisconsin	20	Barb Franke vs. Purdue (14-20)	1-26-96
Opponent	17	Cindy Haugejorde (Iowa) (13-17)	2-9-80
	17	Sally Anderson (DePaul) (17-17)	12-11-86

Best Free Throw Percentage (10 attempts minimum)

Wisconsin	1.00	Michele Kozelka vs. UW-Green Bay (17-17)	12-5-89
	1.00	Camille Williams vs. UW-Green Bay (10-10)	12-1-92
	1.00	Ann Klapperich vs. Penn State (10-10)	1-28-96
Opponent	1.00	Sally Anderson (DePaul) (17-17)	12-11-86
	1.00	Kiersten Miller (Drake) (10-10)	11-30-95

Most Rebounds

Wisconsin	19	DeLinda Hastie vs. UW-Green Bay	12-9-87
Opponent	22	Nanette Gibson (Michigan State)	2-9-80

Most Assists

Wisconsin	14	Faith Johnson vs. Eastern Illinois	12-14-84
Opponent	12	JoAnn Palombo (Northwestern)	1-30-87

Most Steals

Wisconsin	14	Keisha Anderson vs. Cleveland State	2-11-97
Opponent	8	Franthea Price (Iowa)	2-3-89

Most Blocked Shots

Wisconsin	10	Michelle Lowman vs. Illinois	12-9-78
Opponent	6	Donna Freese (UW-LaCrosse)	1-29-82
	6	Betty Willis (UW-Milwaukee)	12-13-78

Team Records

Most Points (women)

Wisconsin	123	vs. Bradley (UW 123, Bradley 79)	12-5-82
Opponent	97	Purdue vs. Wisconsin (UW 87, PUR 97)	1-27-91
	97	DePaul vs. Wisconsin (UW 75, DePaul 97)	12-11-86

Most Points (men)

Wisconsin	120	vs. So. Methodist (UW 120, SMU 82)	12-9-67
-----------	-----	------------------------------------	---------

Most Field Goals

Wisconsin	52	vs. Bradley (52-87)	12-5-82
Opponent	37	Siena College vs. Wisconsin (37-76)	3-14-99
	37	Purdue vs. Wisconsin (37-83)	1-27-91
	37	Northwestern vs. Wisconsin (37-70)	3-8-86

Most Field Goals Attempted

Wisconsin	108	vs. DePaul (46-108)	12-14-77
Opponent	86	Western Michigan vs. Wisconsin (22-86)	12-12-80

Best Field Goal Percentage (50 attempts min.)

Wisconsin	.598	vs. Bradley (52-87)	12-5-82
Opponent	.596	Indiana vs. Wisconsin (34-57)	3-11-89

Most Three-Point Field Goals

Wisconsin	11	vs. Creighton (11-28)	11-26-91
Opponent	11	Stanford vs. Wisconsin	11-21-97

Most Three-Point Field Goals Attempted

Wisconsin	28	vs. Creighton (11-28)	11-26-91
Opponent	28	Siena College vs. Wisconsin (9-28)	3-14-99

Best Three-Point Field Goal Percentage (4 attempts min.)

Wisconsin	1.00	vs. Illinois (4-4)	1-15-88
Opponent	.571	Purdue vs. Wisconsin (4-7)	1-28-90

Most Free Throws

Wisconsin	34	vs. Purdue (34-46)	1-26-96
Opponent	35	DePaul vs. Wisconsin (35-40)	12-11-86

Most Free Throws Attempted

Wisconsin	46	vs. Purdue (34-46)	1-26-96
Opponent	40	Ohio State vs. Wisconsin (29-40)	2-9-86
	40	DePaul vs. Wisconsin (35-40)	12-11-86

Best Free Throw Percentage (20 attempts min.)

Wisconsin	.969	vs. Michigan (32-33)	2-8-91
Opponent	.926	Purdue vs. Wisconsin	1-26-96

Most Rebounds

Wisconsin	74	vs. Western Illinois	1-13-82
Opponent	60	Illinois vs. Purdue	2-8-80

Most Rebounds (both teams)

Game	110	Wisconsin (57) vs. UI-Chicago (53)	12-27-86
------	-----	------------------------------------	----------

Most Assists

Wisconsin	34	vs. UW-Milwaukee	12-13-78
Opponent	30	Siena College vs. Wisconsin	3-14-99

Most Steals

Wisconsin	27	vs. DePaul	12-14-77
	27	vs. UW-Eau Claire	12-10-77
Opponent	23	Iowa vs. Wisconsin	1-2-87

Most Blocked Shots

Wisconsin	13	vs. Purdue	1-20-79
Opponent	8	Iowa vs. Wisconsin	2-18-96
	8	UW-LaCrosse vs. Wisconsin	1-29-82
	8	Detroit vs. Wisconsin	12-8-79
	8	UI-Chicago vs. UW-Stevens Point	1-26-79

Most Turnovers

Wisconsin	42	vs. Penn State	2-23-94
Opponent	48	Western Illinois vs. Wisconsin	12-13-91

Most Home Wins in a Season

	12	Home Record: 12-3 (Overall: 20-9)	1991-92
	12	Home Record: 12-1 (Overall: 18-10)	1983-84

Most Consecutive Home Wins

	11	Home Record: 12-1	1983-84
--	----	-------------------	---------

Most Home Losses in a Season

	12	Home Record: 2-12 (Overall: 4-24)	1985-86
--	----	-----------------------------------	---------

Most Consecutive Home Losses

	11	Field house Record 2-12	1985-86
--	----	-------------------------	---------

Attendance

	11,522	vs. Iowa (sellout)	2-18-96
--	--------	--------------------	---------

Kohl Center Records



Individual Records

All-Time Kohl Center Women's Basketball Record Jan. 1998-00: 31 wins, 8 loss (.795)

Most Points

Wisconsin	34	LaTonya Sims vs. UCSB (14 fg, 5ft)	11/20/98
	34	Jessie Stomski vs. OSU (12 fg, 10 ft)	2/12/99
Opponent	30	Erin Buescher, UCSB (11 fg, 6 ft)	11/20/98

2-Point Goals

Wisconsin	13	LaTonya Sims vs. UCSB (13-19)	11/20/98
Opponent	10	Andrea Garner, Penn State (10-17)	2/5/99

2-Point Attempts

Wisconsin	20	LaTonya Sims vs. MSU (9-20)	3/17/99
Opponent	21	Stephanie White, Purdue	2/15/98

Best Field Goal Percentage (8 attempts minimum)

Wisconsin	.714	Tamara Moore vs. Indiana St. (10-14)	3/11/99
Opponent	1.000	Chari Nordgaard, UW-GB (8-8)	11/22/98

3-Point Goals

Wisconsin	5	Katie Voigt vs. Michigan (5-9)	1/23/98
		Katie Voigt vs. Northwestern (5-10)	2/1/98
		Kelley Paulus vs. Indiana (5-8)	2/20/00
Opponent	7	Maxann Reese, Michigan State (7-11)	1/30/98

3-Point Attempts

Wisconsin	10	Katie Voigt vs. Northwestern (5-10)	2/1/98
Opponent	11	Maxann Reese, Michigan State (7-11)	1/30/98
	11	Cassie VanderHeyden, Minnesota(6-11)	12/28/98

Best Three Point Percentage (4 attempts minimum)

Wisconsin	*1.000	Kyle Black vs. Illinois (4-4)	1/4/00
Opponent	.636	Maxann Reese, Michigan State (7-11)	1/30/98

Free Throws

Wisconsin	13	LaTonya Sims vs. Minnesota (13-16)	2/3/00
Opponent	9	Becky Cummings, MSU (9-12)	3/17/99

Free Throws Attempted

Wisconsin	16	LaTonya Sims vs. Minnesota (13-16)	2/3/00
Opponent	14	Kristi Rohr, UCSB (7-14)	11/20/98

Best Free Throw Percentage (10 attempts minimum)

Wisconsin	1.000	Jessie Stomski vs. Michigan (10-10)	1/20/00
Opponent	.750	Becky Cummings, MSU (9-12)	3/17/99

Total Rebounds

Wisconsin	14	Jessie Stomski vs. Michigan	1/15/99
Opponent	15	Alicia Sheeler, Illinois	2/20/98
	15	Kristen Rasmussen, MSU	3/17/99

Defensive Rebounds

Wisconsin	12	Jessie Stomski vs. Michigan	1/15/99
	12	Jessie Stomski vs. Indiana State	3/11/99
Opponent	12	Kristen Rasmussen, MSU	3/17/99

Offensive Rebounds

Wisconsin	9	LaTonya Sims vs. Colorado State	3/25/00
Opponent	8	Tauja Catchings, Illinois	2/19/99

Assists

Wisconsin	8	Dee Dee Pate vs. Michigan	1/20/00
Opponent	10	Helen Darling, Penn State	2/5/99

Blocked Shots

Wisconsin	3	Jessie Stomski vs. Indiana State	3/11/99
		three others tied at 3	
Opponent	5	Erin Skelly, Michigan State	3/22/00

Steals

Wisconsin	5	LaTonya Sims vs. Bowling Green	11/15/98
	5	Tamara Moore vs. MSU	3/17/99
Opponent	7	Semeka Randall, Tennessee	12/5/00

Team Records

	Wisconsin	Opponent
Total Points		
High	103 vs. UCSB 11/20/98	90 by UCSB 11/20/98
Low	52 vs. Penn State 2/6/00	43 by Indiana State 3/11/99
2-Point Goals		
High	36 vs. Bowling Green 11/15/99	28 by Penn St. 2/22/98
		28 by Bowling Green 11/15/99
		28 by Michigan State 2/13/00
Low	14 vs. Minnesota 2/3/00	11 by IUPUI 12/12/00
2-Point Attempts		
High	70 vs. Bowling Green 11/15/99	70 by Tennessee 12/5/00
Low	39 vs. Rutgers 1/17/99	42 by UW Green-Bay 11/22/99
Field Goal Percentage		
High	.556 vs. Penn State 2/5/99	.585 by Rutgers 1/17/99
Low	.317 vs. Penn State 2/6/00	.257 by Fairfield 3/15/00
3-Point Goals		
High	8 vs. Northwestern 2/1/98	8 by Michigan St. 1/30/98
		8 by Northwestern 2/1/98
Low	0 vs. Iowa 1/3/99	2 by Michigan State 3/17/99
	0 vs. Michigan State 3/17/99	Three others tied with 2
3-Point Attempts		
High	16 vs. Iowa 1/20/98	27 by Colorado State 3/25/00
Low	1 vs. Michigan State 2/7/99	5 by Illinois 1/4/00
3-Point Percentage		
High	1.000 vs Michigan St. 2/7/99	.533 by Michigan St. 1/30/98
Low	.000 vs. Iowa (0-4) 1/3/99	.143 by Bowling Green 11/15/99
	.000 vs. Michigan St. (0-12) 3/17/99	
Free Throws		
High	35 vs. Fairfield 3/15/00	25 by UC-SB 11/20/98
Low	6 vs. Marquette 12/3/98	3 by Michigan State 3/22/00
Free Throws Attempted		
High	*47 vs. UC-SB 11/20/98	40 by UC-SB 11/20/98
Low	12 vs. UW-GB 11/22/98	6 by Northwestern 2/1/98
Low	12 vs. Penn State 2/5/99	6 by Michigan State 3/22/00

	Wisconsin	Opponent
Free Throw Percentage		
High	.952 vs. Michigan 1/20/00	.923 by Purdue 2/15/98
Low	.400 vs. Marquette 12/3/98	.267 by Michigan 1/23/98
Total Rebounds		
High	56 vs. IUPUI 12/12/00	53 by UC-SB 11/20/98
Low	17 vs. Rutgers 1/17/99	24 by Indiana 2/20/00
Defensive Rebounds		
High	41 vs. Michigan 1/23/98	32 by UC-SB 11/20/98
Low	11 vs. Rutgers 1/17/99	10 by DePaul 3/19/00
Offensive Rebounds		
High	25 vs. IUPUI 12/12/00	24 by Tennessee 12/5/00
		Two others tied with 21
Low	6 vs. Rutgers 1/17/99	6 by Michigan 1/23/98
Assists		
High	24 vs. Northwestern 2/1/98	21 by Rutgers 1/17/99
Low	8 vs. UC-SB 11/20/98	6 by IUPUI 12/12/00
Blocked Shots		
High	8 vs. Indiana State 3/11/99	4 by Indiana State. 3/11/99
Low	0 vs. Northwestern 1/22/99	0 by Ohio State 2/12/99
	0 vs. Michigan 1/20/00	
Steals		
High	18 vs Bowling Green 11/15/98	17 by Tennessee 12/5/00
Low	4 vs. Michigan 1/23/98	3 by Michigan St. 1/30/98
Turnovers		
High	27 vs. UW Milwaukee 11/17/98	32 by UC-SB 11/20/98
Low	*9 vs. Michigan 1/23/98	6 by Michigan 1/23/98
	*9 vs. Michigan St. 1/30/98	
Fouls		
High	30 vs. Illinois 1/4/00	34 by UC-SB 11/20/98
Low	8 vs. Michigan State 2/13/00	12 by UW-GB 11/22/98
Attendance		
	*16,329 vs. Northwestern (Big Ten Record), 2/1/98	

*Indicates School Record

UW Basketball Attendance

Wisconsin Season Attendance Averages

Year	Record	Atten./Games	Avg.	Big Ten/Games	Avg.	Record	Place
1974-75	11-7	No record					
1975-76	5-13	No record					
1976-77	7-14	No record					
1977-78+	14-10	12,231/10	1,223				
1978-79	13-11	4,979/10	498				
1979-80	11-16	3,246/8	406				
1980-81	13-18	4,408/12	367				
1981-82	21-13	4,873/11	443				
1982-83@	19-8	9,589/13	738	7,724/9	858	11-7	5th
1983-84	18-10	9,776/13	752	8,628/9	959	13-5	2nd
1984-85	11-17	8,562/13	659	6,225/9	692	6-12	Tie 7th
1985-86	4-24	8,704/14	522	4,971/9	552	1-17	10th
1986-87	9-19	14,112/14	1,008	9,349/9	1,039	4-14	Tie 8th
1987-88	4-24	10,718/13	824	8,221/9	913	2-16	10th
1988-89	13-14	13,700/14	979	10,575/9	1,175	5-13	8th
1989-90	8-20	15,478/14	1,106	11,699/9	1,300	3-15	9th
1990-91	13-15	16,915/14	1,208	13,470/9	1,497	7-11	7th
1991-92	20-9	38,631/14	2,759	27,102/9	3,011	13-5	3rd
1992-93	7-20	20,310/12	1,692	16,891/9	1,877	4-14	10th
1993-94	13-14	26,553/15	1,770	19,478/9	2,164	6-12	9th
1994-95	20-9	59,329/12	4,944	52,686/8	6,586	11-5	3rd
1995-96	21-8	94,604/12	7,884	67,464/8	8,433	12-4	3rd
1996-97	16-11	102,426/12	8,536	70,795/8	8,849	8-8	Tie 6th
1997-98	21-10	125,464/12	10,455	99,797/8	12,474	9-7	6th
1998-99	18-14	136,182/18	7,566	71,504/8	8,938	9-7	Tie 4th
1999-00	21-12	123,712/16	7,732	68,978/8	8,622	8-8	Tie 5th

+Attendance figure in 1977-78 reflects three double-header games with the UW men's team
 @1982-83 was the first year of official Big Ten round robin competition

Wisconsin's Top Single Game Attendance Figures

Attendance	Date	Opponent	W/L	Score
1. 16,329	2/1/98	Northwestern	W	95-64
2. 16,296	1/20/98	Iowa	L	63-66
3. 16,236	2/15/98	Purdue	W	80-69
4. 13,006	3/30/00	Florida (WNIT final)	W	75-45
5. 12,594	2/22/98	Penn State	W	83-75
6. 11,861	12/5/99	Tennessee	L	62-85
7. 11,522 (sellout FH)	2/18/96	Iowa	L	63-67
8. 11,506 (sellout FH)	2/8/96	Tennessee	L	61-72
9. 11,500 (sellout FH)	2/12/95	Michigan State	L	62-78
10. 11,267	2/20/98	Illinois	W	73-69
11. 11,212 (FH)	1/19/97	Ohio State	W	67-61
12. 10,908 (FH)	2/26/95	Michigan	W	80-64
13. 10,734	2/19/99	Illinois	W	82-78 OT
14. 10,505 (FH)	1/28/96	Penn State	W	87-69
15. 10,399	1/23/00	Ohio State	W	79-59
16. 10,384	1/17/99	Rutgers	L	62-78
17. 10,295	1/23/98	Michigan	W	79-63
18. 10,227	2/13/00	Michigan State	W	77-69
19. 9,863 (FH)	12/13/96	Georgia	L	74-81
20. 9,807	1/30/98	Michigan State	W	72-65
21. 9,638 (FH)	2/11/97	Iowa	W	59-56
22. 9,495 (FH)	2/16/96	Ohio State	W	79-67
23. 9,346 (FH)	2/5/95	Minnesota	W	79-78 OT
24. 9,163	2/5/99	Penn State	L	71-73 OT
25. 9,133	2/20/00	Indiana	W	76-61
26. 9,077	2/12/99	Ohio State	W	83-79 OT

UW set a BIG TEN SINGLE GAME RECORD of 16,329 vs. Northwestern at the Kohl Center arena.
 The Field House record of 11,522 was an advanced sellout vs. Iowa on 2/18/96
 The Kohl Center opened in January of 1998. The Badgers used the UW Field House (FH) from their first year of competition in 1974 to Jan. 1998, with two additional WNIT games played at the FH in 1999.



Women's collegiate basketball attendance has increased for 16-straight years, and Wisconsin has become a national leader. UW led the Big Ten Conference for four of the past six years, and set school attendance records in five of the past six seasons. The Badgers set a total attendance record of 136,182 in 1999 in 18 home games, the third most total fans in the nation behind Tennessee and Connecticut.

The Badgers set a then-Big Ten single game mark of 16,329 in 1998, and have helped the Big Ten Conference lead the nation in attendance for seven of the past eight years.

The 1997-98 Badgers also set cumulative and conference-only games attendance marks with a record average 12,474 in eight Big Ten games. UW set its first five-figure average with 10,455 per game also in 1998. Wisconsin has ranked among the top eight schools nationally in attendance since 1995.

1999-00 National Attendance Averages

1. Tennessee	233,116/15	15,341
2. Texas Tech	203,852/16	12,741
3. Connecticut	194,533/17	11,443
4. Iowa State	178,936/16	11,184
5. Purdue	131,992/14	9,428
6. New Mexico	151,613/17	8,918
7. Ohio State	101,876/13	7,837
8. WISCONSIN	123,712/16	7,732
9. SW Missouri St.	137,013/18	7,612
10. Texas	91,679/14	6,549
11. Illinois	114,135/18	6,341
12. Oregon	81,923/14	5,852
13. Penn State	81,015/15	5,401
14. Nebraska	66,805/14	4,772
15. Old Dominion	60,747/15	4,050
16. Georgia	48,256/12	4,021
17. Stanford	54,328/14	3,881
18. Montana	65,659/17	3,862
19. N. Carolina St.	49,243/13	3,788
20. Kansas State	49,068/13	3,774
21. Arkansas	63,144/17	3,714
22. UCLA	48,267/13	3,713
23. Rutgers	62,552/17	3,680
24. Drake	43,438/12	3,620
25. Louisiana Tech	57,071/16	3,567
26. Notre Dame	50,884/13	3,392
27. Maine	46,345/14	3,310
28. Virginia	55,571/17	3,269
29. Iowa	41,776/13	3,214
30. Vanderbilt	44,982/14	3,214

1999-00 Final Statistics



Cumulative Statistics

Overall Record: 21-12

PLAYER	POS	G/S	FG	FGA	PCT	3PT	3PTA	PCT	FT	FTA	PCT	PTS	AVG	REB	AVG	PF	A	TO	BLK	STL	MIN
LaTonya Sims	F	33/33	177	422	.419	13	48	.271	115	170	.676	482	14.6	276	8.4	83	48	80	28	52	1054
Jessie Stomski	F	32/32	151	330	.458	4	7	.571	128	168	.762	434	13.6	243	7.6	111	50	105	27	42	994
Tamara Moore	G/F	33/30	152	329	.462	24	69	.348	117	152	.770	445	13.5	167	5.1	92	108	133	23	83	999
Kelley Paulus	G	30/27	114	288	.396	19	66	.288	82	109	.752	329	11.0	97	3.2	67	44	57	2	39	815
Nina Smith	C	15/11	63	114	.553	1	7	.143	31	44	.705	158	10.5	93	6.2	53	12	45	17	9	348
Kyle Black	G	32/4	58	138	.420	23	81	.284	17	23	.739	156	4.9	63	2.0	22	30	35	1	20	543
Dee Dee Pate	G	33/27	39	110	.355	4	24	.167	18	33	.545	100	3.0	65	2.0	70	97	85	4	54	779
Leah Hefte	G	21/0	14	35	.400	9	23	.391	10	14	.714	47	2.2	14	0.7	8	9	13	0	3	142
Kristi Seeger	F	24/0	18	37	.486	2	4	.500	13	19	.684	51	2.1	41	1.7	4	5	9	1	12	172
Missy Konieczny	F	25/0	17	28	.607	0	0	.000	16	30	.533	50	2.0	54	2.2	25	5	17	1	3	231
Krista Bird	C	30/1	22	50	.440	0	0	.000	9	13	.692	53	1.8	56	1.9	28	15	35	12	6	290
Candas Smith	G	31/0	9	24	.375	5	10	.500	12	15	.800	35	1.1	15	0.5	27	34	39	1	14	261
Judy Ebeling	G	4/0	1	2	.500	0	0	.000	0	0	.000	2	0.5	2	0.5	0	1	3	0	1	13
Sarah Jirovec	C	7/0	1	3	.333	0	0	.000	1	4	.250	3	0.4	3	0.4	4	0	3	1	0	21
Rachel Klongland	G	2/0	0	2	.000	0	2	.000	0	0	.000	0	0.0	0	0.0	0	0	1	0	0	13
Team														122				12			
Team Totals		33	836	1912	.437	104	341	.305	569	794	.717	2345	71.1	1311	39.7	594	458	672	118	338	
Opponent Totals		33	805	2054	.392	125	422	.296	446	646	.690	2181	66.1	1213	36.8	638	454	630	113	329	

Big Ten Conference Statistics

Big Ten Record: 8-8, T-5th place

PLAYER	POS	G/S	FG	FGA	PCT	3PT	3PTA	PCT	FT	FTA	PCT	PTS	AVG	REB	AVG	PF	A	TO	BLK	STL	MIN
LaTonya Sims	F	16/16	85	204	.417	6	23	.261	58	86	.674	234	14.6	144	9.0	45	18	39	11	25	527
Tamara Moore	G/F	16/16	80	163	.491	10	27	.370	60	75	.800	230	14.4	84	5.2	44	52	70	11	43	504
Jessie Stomski	F	16/16	73	173	.422	1	3	.333	57	78	.731	204	12.8	120	7.5	62	27	44	12	22	479
Kelley Paulus	G	16/16	66	165	.400	13	32	.406	49	62	.790	194	12.1	57	3.6	42	22	28	2	20	473
Nina Smith	C	1/1	1	6	.167	0	1	.000	6	8	.750	8	8.0	4	4.0	5	1	5	1	1	24
Kyle Black	G	16/2	35	77	.455	11	42	.262	4	6	.667	85	5.3	26	1.6	13	16	18	0	6	282
Dee Dee Pate	G	16/12	16	56	.286	3	19	.158	8	13	.615	43	2.7	28	1.8	31	52	40	3	26	373
Leah Hefte	G	9/0	7	16	.438	6	10	.600	2	2	1.000	22	2.4	6	0.7	4	2	3	0	3	53
Krista Bird	C	15/1	12	29	.414	0	0	.000	6	10	.600	30	2.0	23	1.5	19	7	17	6	2	163
Kristi Seeger	F	15/0	10	21	.476	1	3	.333	6	9	.667	27	1.8	21	1.4	1	4	4	0	8	102
Candas Smith	g	16/0	5	8	.625	2	3	.667	7	9	.778	19	1.2	8	0.5	11	16	20	0	9	123
Missy Konieczny	F	13/0	6	12	.500	0	0	.000	3	7	.429	15	1.2	19	1.5	10	1	8	1	0	88
Sarah Jirovec	C	4/0	0	0	.000	0	0	.000	0	0	.000	0	0.0	1	0.2	1	0	0	0	0	9
Judy Ebeling	G	1/0	0	0	.000	0	0	.000	0	0	.000	0	0.0	1	1.0	0	0	0	0	0	1
Team														58				8			
Team Totals		16	396	930	.426	53	163	.325	266	365	.729	1111	69.4	600	37.5	288	218	304	47	165	
Opponent Totals		16	393	972	.404	64	193	.332	227	328	.692	1077	67.3	594	37.1	281	227	298	47	146	

Team rebounds are included in team totals

Wisconsin's Double-Doubles

LaTonya Sims-8

vs. Michigan State (23 pts., 12 rebs.)
 vs. Northwestern (13 pts., 13 rebs.)
 vs. Ohio State (16 pts., 11 rebs.)
 vs. Penn State (14 pts., 17 rebs.)
 vs. Indiana (20 pts., 10 rebs.)
 vs. DePaul-NIT (20 pts., 10 rebs.)
 vs. Michigan State-NIT (28 pts., 16 rebs.)
 vs. Colorado State-NIT (15 pts., 12 rebs.)

Jessie Stomski-7

vs. Nebraska (24 pts., 14 rebs.)
 vs. Northeastern (24 pts., 10 rebs.)
 vs. UW-Green Bay (14 pts., 10 rebs.)
 vs. IUPUI (13 pts., 11 rebs.)
 vs. Northwestern (10 pts., 10 rebs.)
 vs. Penn State (10 pts., 17 rebs.)
 vs. Minnesota (18 pts., 12 rebs.)

Tamara Moore-3

vs. Northeastern (12 pts., 12 rebs.)
 s. UW-Green Bay (11 pts., 12 rebs.)
 vs. Iowa (11 pts., 11 rebs.)

Nina Smith-2

vs. IUPUI (14 pts., 10 rebs.)
 vs. Florida (16 pts., 12 rebs.)

1999-00 Individual Superlatives



Category	Wisconsin	Opponent
Total Points	29 Tamara Moore vs. Ohio State	30 Susan Blauser, Illinois
	29 Kelley Paulus vs. INDIANA	
2-Point Goals	11 Tamara Moore vs. Ohio State	9 Semeka Randall, TENNESSEE
		9 Maxann Reese, MICHIGAN STATE
		9 Susan Blauser, Illinois
		9 Camille Cooper, Purdue
2-Point Attempts	23 LaTonya Sims vs. Northeastern	17 Lani Lawrence, Northeastern
		17 Tauja Catchings, Illinois
3-Point Goals	5 Kelley Paulus vs. INDIANA (5-8)	5 J. Pavich, Loyola & L. Magner, Iowa
3-Point Attempts	8 Kelley Paulus vs. INDIANA (5-8)	10 Pavich, Loyola (5-10)
Free Throws	13 LaTonya Sims vs. MINNESOTA (13-16)	12 Susan Blauser, Illinois (12-14)
Free Throws Attempted	16 LaTonya Sims vs. MINNESOTA (13-16)	14 Lawrence, Northeastern (11-13)
		14 Susan Blauser, Illinois (12-14)
Total Rebounds	17 Jessie Stomski & LaTonya Sims vs. Penn State	15 Lisa Oldenburg, Marquette
Defensive Rebounds	12 Jessie Stomski vs. Nebraska	11 Naomi Mobley, FLORIDA-NIT
Offensive Rebounds	9 LaTonya Sims vs. COLORADO STATE-NIT	10 Tamara Stocks, FLORIDA-NIT
Assists	8 Dee Dee Pate vs. MICHIGAN	9 Nicloe Kubik, Nebraska
		9 Vnemina Reese, MICHIGAN STATE
Blocked Shots	5 Jessie Stomski vs. Loyola	5 Lawrence, Northeastern
		5 Erin Skelly, MICHIGAN STATE-NIT
Steals	8 Tamara Moore vs. Ohio State	7 Semeka Randall, TENNESSEE
		7 Cara Consuegra, Iowa
		7 Kelly Komara, Purdue
		7 Tombi Bell, FLORIDA-NIT
Turnovers	7 LaTonya Sims vs. Nebraska	10 Nicloe Kubik, Nebraska
	7 Jessie Stomski vs. Northeastern	
	7 Tamara Moorw vs. Michigan State & INDIANA	

Wisconsin Record When (Record 21-12) . . .

Wisconsin plays at home	12-4	Greatest winning margin (Fairfield)	37	UW commits more turnovers than opp	7-11
Wisconsin plays away	6-7	Greatest losing margin (PURDUE)	25	UW commits the same number of turnovers	3-0
Wisconsin plays at neutral site	3-1	OVERTIME Games	2-0	Wisconsin plays on Sunday	8-4
Last 5 games	5-0	UW scores 90 or more points	1-0	Wisconsin plays on Monday	
Last 10 games	7-3	UW scores 80-89 points	5-0	Wisconsin plays on Tuesday	1-1
Longest win streak	5	UW scores 70-79 points	10-3	Wisconsin plays on Wednesday	5-1
Longest losing streak	2	UW scores less than 70 points	5-9	Wisconsin plays on Thursday	4-4
Wisconsin vs. Big Ten (regular season)	8-8	Opponent scores 70 or less points	16-5	Wisconsin plays on Friday	2-1
Big Ten Road Record	3-5	Shoot better from the field than opponent	20-6	Wisconsin plays on Saturday	1-1
UW outrebounds opponent	13-4	Shoot worse from the field than opponent	1-6	Day Games	9-5
Opponent outrebounds UW	7-7	UW shoots 50% or better from field	6-0	Night Games	12-7
UW and Opponent Rebounds the Same	1-1	UW shoots less than 50% from field	15-12	Television Games	13-4
UW outscores opponents' bench	9-5	Opponent shoots 50% or better from field	1-0		
UW leads at halftime	17-0	Opponent shoots less than 50% from field	7-8	Games are Decided by:	
UW trails at halftime	3-12	Opponent shoots less than 40% from field	12-4	Five points or less	3-5
UW tied at halftime	1-0	Opponent shoots less than 30% from field	1-1	Six to 10 points	7-3
Greatest halftime lead (Fairfield)	25	UW shoots more free throws than opp	19-2	More than 10 points	11-4
Greatest halftime deficit (ILLINOIS)	21	UW commits less turnovers than opp	10-2		

1999-00 Stats-at-a-Glance



Points

482	LaTonya Sims, Jr., 14.6 avg.
445	Tamara Moore, So., 13.5 avg.
434	Jessie Stomski, So., 13.6 avg.
329	Kelley Paulus, Sr., 11.0 avg.

Field Goals

177	LaTonya Sims
152	Tamara Moore

Field Goal Attempts

422	LaTonya Sims
330	Jessie Stomski

FG Pct. (200 atts.)

.462	Tamara Moore (152-329)
.458	Jessie Stomski (151-330)

Free Throws

128	Jessie Stomski
117	Tamara Moore
115	LaTonya Sims

Free Throw Attempts

170	LaTonya Sims
168	Jessie Stomski
152	Tamara Moore

Free Throw Pct. (50 atts.)

.770	Tamara Moore (117-152)
.762	Jessie Stomski (128-168)
.752	Kelley Paulus (82-109)

Three-Point Goals

24	Tamara Moore
23	Kyle Black
19	Kelley Paulus

Three-Point Attempts

81	Kyle Black
69	Tamara Moore
66	Kelley Paulus

Three-Point Pct. (40 atts.)

.348	Tamara Moore (24-69)
.288	Kelley Paulus (19-66)

Rebounds

276	LaTonya Sims (8.4)
243	Jessie Stomski (7.6)
167	Tamara Moore (5.1)

Assists

108	Tamara Moore (3.27)
97	Dee Dee Pate (2.94)
50	Jessie Stomski (1.56)

Steals

83	Tamara Moore (2.5)
54	Dee Dee Pate (1.6)
52	LaTonya Sims (1.6)

Blocked Shots

28	LaTonya Sims
27	Jessie Stomski
23	Tamara Moore
17	Nina Smith

1999-00 Individual Game-By-Game Statistics (Points-Rebounds-Assists)

	#1	#3	#11	#14	#22	#24	#25	#30	#32	#41	#43	#45	#52	#54	#55
	CSmith	Klong	Ebelg	Paulus	Hefte	Pate	Sims	Moore	Black	Stomsk	Seeger	Bird	Jirov	Koniz	NSmith
Southern Illinois	0-0-0	DNP	DNP	14-3-3	DNP	3-0-4	13-7-2	6-3-2	0-0-0	15-6-2	DNP	0-1-1	DNP	4-6-0	11-3-3
#24 Nebraska	0-0-1	DNP	DNP	17-1-1	0-1-0	4-2-5	14-6-0	18-5-3	DNP	24-14-5	DNP	0-1-0	DNP	5-1-1	10-6-0
#8 Rutgers	0-1-2	DNP	DNP	0-2-1	0-0-1	0-1-0	11-5-0	19-2-2	4-1-1	13-5-2	0-0-0	2-0-0	DNP	1-2-0	11-6-0
Northeastern	2-1-0	DNP	DNP	INJ	2-2-1	2-1-4	22-6-1	12-12-3	6-5-3	24-10-1	DNP	4-3-0	DNP	1-5-1	6-1-0
UW-Green Bay	0-2-1	DNP	DNP	INJ	0-0-0	0-1-0	17-9-1	11-12-2	5-3-0	14-10-1	DNP	4-5-2	DNP	0-5-1	15-5-0
#3 TENNESSEE	3-0-3	DNP	DNP	10-0-0	0-0-0	0-1-2	14-8-6	4-3-3	3-0-0	12-7-2	DNP	0-0-0	DNP	0-4-0	16-6-0
Marquette	3-0-0	DNP	DNP	2-1-0	DNP	2-2-7	13-3-2	24-2-2	0-0-0	11-6-0	DNP	0-1-0	DNP	2-0-0	8-11-1
IUPUI	2-2-3	DNP	DNP	12-6-2	0-2-0	2-4-2	10-8-1	2-3-4	7-4-0	13-11-1	DNP	0-0-0	0-0-0	6-3-0	14-10-2
PURDUE	0-0-0	DNP	0-1-0	3-2-2	DNP	4-1-0	13-8-1	12-7-3	5-3-1	9-7-0	0-0-0	4-1-1	DNP	0-2-0	8-4-1
#15 ILLINOIS	0-0-0	DNP	DNP	16-3-1	DNP	0-1-2	3-9-2	13-6-7	14-0-0	20-5-2	0-0-0	6-4-1	DNP	2-4-0	INJ
Loyola	3-0-1	DNP	DNP	13-1-2	3-1-1	2-3-0	22-9-3	9-5-6	9-5-3	18-7-1	1-2-0	0-4-2	0-1-0	6-3-1	INJ
Michigan State	0-1-0	DNP	DNP	11-7-1	0-1-0	0-0-5	23-12-1	8-0-5	4-3-1	7-2-1	DNP	2-5-0	DNP	6-4-0	INJ
Northwestern	0-0-1	DNP	DNP	11-4-0	DNP	5-1-7	13-13-2	28-3-2	5-3-3	10-10-2	0-0-0	2-0-1	DNP	DNP	INJ
Ohio State	1-1-1	DNP	DNP	17-4-1	0-1-0	2-1-4	16-11-2	29-4-5	6-3-0	5-3-2	2-2-1	2-1-0	0-0-0	0-2-1	INJ
MICHIGAN	0-1-2	DNP	DNP	17-1-0	DNP	6-1-8	9-13-1	16-4-1	2-1-1	20-7-2	0-0-0	2-1-0	DNP	0-0-0	INJ
OHIO STATE	0-0-1	DNP	DNP	15-2-1	0-0-1	7-1-2	17-6-1	7-6-1	10-0-1	18-8-2	2-1-0	3-4-2	0-1-0	0-0-0	INJ
Iowa	2-1-1	DNP	DNP	11-6-1	DNP	2-2-1	11-9-3	11-11-0	10-3-2	8-9-0	5-2-0	0-1-0	DNP	2-1-0	INJ
#7 Penn State	0-0-0	DNP	DNP	2-1-3	5-3-1	0-0-4	14-17-1	15-3-2	2-2-0	10-17-1	6-6-1	0-2-0	DNP	DNP	INJ
MINNESOTA	7-3-3	DNP	DNP	11-4-1	3-0-0	1-2-3	15-7-0	22-4-3	0-1-0	11-9-2	2-2-1	3-1-1	DNP	0-0-0	INJ
#6 PENN STATE	0-0-0	DNP	DNP	7-4-2	0-0-0	1-4-2	15-7-0	5-9-6	8-3-0	14-2-1	0-0-1	2-0-0	DNP	DNP	INJ
RICE	0-0-5	DNP	DNP	14-4-1	DNP	6-3-3	10-8-1	17-5-2	4-0-1	8-7-0	4-6-1	0-1-0	DNP	8-2-0	INJ
Minnesota	2-0-0	DNP	DNP	4-3-1	DNP	0-5-6	12-4-0	22-8-1	2-0-1	18-12-0	3-1-0	0-1-0	DNP	3-2-0	INJ
MICHIGAN STATE	0-0-5	DNP	DNP	5-2-3	3-0-0	9-4-1	17-4-2	12-6-0	11-2-3	18-9-3	2-2-0	DNP	DNP	0-0-0	INJ
Michigan	3-0-0	DNP	DNP	20-3-1	DNP	0-1-2	17-9-0	11-5-6	2-1-2	16-9-4	2-0-0	2-0-0	DNP	0-1-0	INJ
INDIANA	2-1-1	DNP	DNP	29-6-3	3-0-0	5-4-2	20-10-1	2-3-4	4-1-0	9-7-2	0-4-0	0-2-1	0-0-0	2-1-0	INJ
Illinois	2-0-1	DNP	DNP	15-5-1	8-1-0	1-0-3	19-5-1	17-5-6	0-0-1	11-4-3	3-1-0	2-0-0	0-0-0	0-2-0	INJ
Minnesota (BT)	0-0-0	DNP	DNP	2-5-1	1-1-2	2-4-1	10-4-3	10-4-2	6-4-1	10-6-1	0-0-0	4-2-0	DNP	2-0-0	9-6-1
Purdue (BT)	0-0-0	DNP	DNP	13-3-3	2-0-0	2-4-0	7-8-2	13-3-4	2-1-0	15-7-1	DNP	0-2-1	DNP	DNP	11-4-0
FAIRFIELD (NIT)	0-1-1	0-0-0	0-0-0	INJ	12-1-2	8-3-4	13-7-4	7-3-4	3-4-0	13-4-2	7-6-0	7-6-1	3-1-0	DNP	10-5-2
DEPAUL (NIT)	3-0-0	DNP	2-1-0	4-0-1	3-0-0	2-1-2	20-10-2	16-8-1	2-0-0	18-7-1	2-0-0	0-3-0	DNP	DNP	10-8-2
MICHIGAN ST. (NIT)	DNP	0-0-0	DNP	10-5-1	DNP	8-3-5	28-16-2	13-7-5	10-2-3	DNP	8-4-0	DNP	DNP	0-4-0	DNP
COLO ST. (NIT)	DNP	DNP	0-0-1	18-4-4	2-0-0	10-2-4	15-12-0	9-1-4	9-5-0	8-8-1	2-1-0	2-4-1	DNP	DNP	3-6-0
FLORIDA (NIT)	0-0-1	DNP	DNP	6-5-2	DNP	4-2-2	9-6-0	25-5-7	1-3-2	14-8-2	0-1-0	DNP	DNP	DNP	16-12-0

Home games indicated in CAPS; * indicates USA Today ranking; # indicates AP ranking

1999-00 Schedule & Game-by-Game Review

Records: 21-12; Overall (8-8 Big Ten); 12-4 Home; 9-8 Away; 9-4 Non-Conference

(Home Attendance: 123,712/16 = 7,732 avg)

Date	Opponent	FG-FGA	%	3 Pt.	%	FT-FTA	%	Reb	PF/D	A	TO	Blk	Stl	Pts.	Record
11/19	at Neb vs. S. Illinois UW	22-55 27-51	.400 .529	4-7 2-5	.571 .588	10-13 10-17	.769 .400	31 30	15/0 19/1	15 17	21 19	1 6	11 10	58 66	1-0
11/21	at #24 Nebraska UW	32-68 30-60	.455 .500	3-10 6-14	.300 .429	18-28 26-36	.471 .722	39 39	28/2 23/1	18 18	32 35	3 3	13 18	85 92 OT	2-0
11/27	at #8 Rutgers UW	21-48 19-42	.438 .452	3-11 2-9	.273 .222	18-25 21-29	.720 .724	28 32	22/2 22/0	14 9	15 21	2 2	13 18	63 61	2-1
11/28	vs. Northeastern #25 UW	29-72 29-68	.403 .426	3-14 3-6	.214 .500	19-26 20-28	.731 .714	38 52	16/1 25/1	14 14	19 26	5 2	12 11	80 81 OT	3-1
12/1	at UW-Green Bay #25 UW	23-66 25-57	.348 .439	6-18 2-6	.333 .333	4-8 14-20	.500 .700	29 53	18/1 10/0	13 8	10 19	5 5	9 4	56 66	4-1
12/5	#3 TENNESSEE #25 UW (11,861)	31-79 24-54	.389 .444	3-9 4-9	.333 .444	20-24 10-14	.833 .714	48 34	17/0 21/0	15 16	13 28	5 5	17 5	85 62	4-2
12/8	at Marquette UW	24-62 25-56	.387 .446	0-15 4-11	.000 .364	21-27 11-15	.778 .733	39 31	16/0 22/0	16 12	16 23	4 5	16 12	69 65	4-3
12/12	IUPUI UW (7,810)	19-54 25-67	.352 .373	8-18 1-11	.444 .091	9-17 17-26	.529 .654	28 56	22/1 17/0	6 15	21 21	1 3	8 7	55 68	5-3
12/28	#13 PURDUE UW (8,614)	29-60 21-56	.483 .375	2-11 2-6	.182 .333	23-28 14-24	.821 .583	35 37	20/0 22/2	13 9	14 21	2 1	10 7	83 58	5-4
1/4	#15 ILLINOIS UW (7,177)	28-61 27-61	.459 .443	2-5 4-7	.400 .571	22-33 16-24	.667 .667	39 36	17/0 30/2	15 15	18 21	5 4	10 7	80 74	5-5
1/7	at Loyola UW	25-64 36-74	.391 .486	9-23 2-9	.391 .222	12-18 12-18	.667 .667	40 43	20/1 17/0	16 20	28 18	1 7	8 12	71 86	6-5
1/9	at Michigan State UW	30-65 25-72	.462 .347	1-7 2-15	.143 .133	7-14 9-11	.500 .818	46 40	11/0 20/1	17 14	16 17	8 1	11 5	75 61	6-6
1/12	at Northwestern UW	21-53 26-57	.396 .456	6-16 2-8	.375 .250	12-20 20-36	.600 .556	33 40	23/2 21/0	19 18	25 15	2 3	9 15	60 74	7-6
1/16	at Ohio State UW	15-49 32-53	.306 .604	3-21 2-2	.143 1.000	12-20 14-21	.600 .667	26 34	22/0 19/1	10 17	31 24	0 0	8 14	45 80	8-6
1/20	MICHIGAN UW (7,386)	24-68 25-50	.353 .500	5-18 2-9	.278 .222	16-21 20-21	.762 .952	39 33	16/1 19/1	14 15	14 19	4 0	9 5	69 72	9-6
1/23	OHIO STATE UW (10,399)	24-61 24-49	.393 .490	5-13 3-4	.385 .750	6-14 28-34	.429 .824	33 32	25/0 15/0	10 12	18 17	3 5	5 15	59 79	10-6
1/27	at Iowa UW	20-68 23-69	.294 .333	6-14 4-11	.429 .364	20-32 12-14	.625 .857	50 50	17/0 23/1	10 8	16 23	4 2	11 11	66 62	10-7
1/30	at #7 Penn State UW	26-70 23-72	.371 .319	4-12 3-16	.333 .188	12-17 5-8	.706 .625	43 55	10/0 15/0	16 13	13 22	8 4	12 9	68 54	10-8
2/3	MINNESOTA UW (7,417)	21-56 20-51	.375 .392	5-12 6-14	.417 .429	18-20 29-37	.900 .784	30 39	24/3 16/0	13 14	20 20	5 5	9 12	65 75	11-8
2/6	#6 PENN STATE UW (8,625)	22-55 20-63	.400 .317	4-10 1-11	.400 .091	9-18 11-18	.500 .611	41 38	16/0 16/0	11 12	23 20	5 4	10 14	57 52	11-9
2/8	RICE UW (6,926)	24-57 20-52	.421 .385	3-10 3-10	.300 .300	7-12 28-38	.583 .737	31 40	27/1 14/0	15 14	22 19	2 1	10 13	58 71	12-9
2/10	at Minnesota UW	20-59 18-51	.339 .353	3-12 2-10	.250 .200	12-15 28-35	.800 .800	40 38	23/1 18/0	16 9	17 13	1 6	8 7	55 66	13-9
2/13	MICHIGAN STATE UW (10,227)	31-62 30-53	.500 .566	3-7 5-9	.429 .556	4-8 12-17	.500 .706	30 29	13/0 8/0	18 17	19 19	3 2	10 11	69 77	14-9
2/17	at Michigan UW	33-64 27-61	.469 .443	4-8 5-12	.500 .417	14-17 14-19	.824 .737	38 33	16/0 16/0	16 15	15 16	6 4	10 9	78 73	14-10
2/20	INDIANA UW (9,133)	21-51 26-53	.412 .491	5-15 7-19	.333 .368	14-21 17-24	.667 .708	24 39	17/0 14/0	11 14	24 27	1 3	11 15	61 76	15-10
2/24	at Illinois UW	31-70 29-59	.443 .492	6-12 3-10	.500 .300	19-25 17-23	.760 .739	48 26	14/0 16/0	18 16	15 10	3 3	5 9	87 78	15-11
3/2	vs. Minnesota (BT) UW	18-57 20-59	.316 .339	1-15 3-21	.067 .143	12-18 13-21	.667 .619	43 42	22/1 19/1	6 12	19 19	3 5	7 12	49 56	16-11
3/3	vs. #18 Purdue (BT) UW	26-65 23-52	.400 .442	2-8 2-9	.250 .222	20-30 17-19	.667 .895	37 38	16/0 25/0	16 11	13 25	7 8	15 8	74 65	16-12
3/15	vs. FAIRFIELD (NIT) UW (2,355)	18-70 28-60	.257 .467	1-8 6-17	.125 .353	9-14 21-27	.643 .778	43 47	20/0 13/0	11 20	23 19	3 5	10 10	46 83	17-12
3/19	vs. DEPAUL (NIT) UW (3,197)	29-66 22-45	.439 .489	6-19 3-6	.316 .500	12-16 35-44	.316 .795	26 40	31/1 17/0	16 9	15 20	1 2	11 11	76 82	18-12
3/22	vs. MICHIGAN ST. (NIT) UW (3,441)	20-53 29-60	.377 .483	2-8 3-13	.250 .231	3-6 16-25	.500 .640	27 45	21/1 9/0	13 16	21 13	5 3	6 12	45 77	19-12
3/25	vs. COLORADO ST. (NIT) UW (6,138)	21-63 26-63	.333 .413	5-27 4-13	.185 .308	13-18 22-33	.722 .667	44 45	25/1 15/0	11 15	27 19	2 2	8 16	60 78	20-12
3/29	vs. FLORIDA (NIT) UW (13,006)	30-83 32-62	.361 .516	2-9 1-9	.222 .111	12-18 10-19	.667 .526	48 44	21/0 18/0	12 16	17 24	3 7	10 8	74 75	21-12

1999-00 Team & Opponent Highs/Lows



Category		Wisconsin	Opponent
Total Points	High	92 vs. Nebraska	87 by Illinois
	Low	52 vs. PENN STATE	45 by Ohio State & MICHIGAN STATE-NIT
2-Point Goals	High	34 vs. Loyola	28 by MICHIGAN STATE & FLORIDA-NIT
	Low	14 vs. MINNESOTA	11 by IUPUI
2-Point Attempts	High	65 v. Loyola	74 by FLORIDA-NIT
	Low	33 v. Rutgers	28 by Ohio State
Field Goal Percentage	High	.604 vs. Ohio State (32-53)	.500 by MICHIGAN STATE (31-62)
	Low	.317 vs. PENN STATE (20-63)	.257 by FAIRFIELD-NIT (18-70)
3-Point Goals	High	7 vs. INDIANA (7-19)	9 by Loyola (9-23)
	Low	1 vs. IUPUI (1-11) & PENN STATE (1-11) & FLORIDA-NIT (1-9)	0 by Marquette (0-15)
3-Point Attempts	High	21 vs. Minnesota (3-21)	27 by COLORADO STATE-NIT (5-27)
	Low	2 vs. Ohio State (2-2)	5 by ILLINOIS (2-5)
3-Point Percentage	High	1.000 vs. Ohio State (2-2)	.571 by Southern Illinois (4-7)
	Low	.091 vs. IUPUI (1-11) & PENN STATE (1-11)	.000 by Marquette (0-15)
Free Throws	High	35 vs. FAIRFIELD-NIT (35-44)	23 by PURDUE (23-28)
	Low	5 vs. Penn State (5-8)	3 by MICHIGAN STATE-NIT (3-6)
Free Throw Attempts	High	44 vs. FAIRFIELD-NIT (35-44)	33 by ILLINOIS (22-33)
	Low	7 vs. Penn State (5-8)	6 by MICHIGAN STATE-NIT (3-6)
Free Throw Percentage	High	.952 vs. MICHIGAN (20-21)	.900 by MINNESOTA (18-20)
	Low	.526 vs. FLORIDA-NIT (10-19)	.429 by OHIO STATE (6-14)
Total Rebounds	High	56 vs. IUPUI & Penn State	50 by Iowa
	Low	26 vs. Illinois	24 by INDIANA
Defensive Rebounds	High	35 vs. Iowa	33 by Iowa
	Low	19 vs. Southern Illinois	10 by Ohio State & DEPAUL-NIT
Offensive Rebounds	High	25 vs. IUPUI	24 by TENNESSEE
	Low	6 vs. Illinois	6 by Rutgers
Assists	High	20 vs. Loyola & FAIRFIELD-NIT	19 by Northwestern
	Low	8 vs. UW-Green Bay & Iowa	6 by IUPUI & Minnesota
Blocked Shots	High	8 vs. Purdue	8 by Michigan State & Penn State
	Low	0 vs. Ohio State & MICHIGAN	0 by Ohio State
Steals	High	18 vs. Nebraska	17 by TENNESSEE
	Low	4 vs. Rutgers & UW-Green Bay	5 by OHIO STATE & Illinois
Turnovers	High	35 vs. Nebraska	32 by Nebraska
	Low	10 vs. Illinois	10 by UW-Green Bay
Fouls	High	30 vs. ILLINOIS	31 by DEPAUL-NIT
	Low	8 vs. MICHIGAN STATE	10 by Penn State

+ Indicates Sets or Ties School Record



1999-2000 Wisconsin Box Scores

1

WISCONSIN 66, SOUTHERN ILLINOIS 58
NOVEMBER 19, 1999
BOB DEVANEY SPORTS CENTER, LINCOLN, NE

VISITORS: Southern Illinois - Carbondale 0-1

No.	NAME	TOT-FG		3-PT		REBOUNDS		PF	TP	A	TO	BLK	S	MIN
		FG	FGA	FG	FGA	FT	FTA							
03	GRAVES, LATOYA	3	6	0	1	0	1	1	0	1	0	1	1	16
05	HOLLOWAY, KIM	g	0	5	0	0	1	1	1	2	1	1	4	39
11	MCDOWELL, MOLLY	g	2	11	2	3	6	0	2	2	3	12	3	25
12	MORANCIE, LYNN	g	0	1	0	0	0	0	0	0	0	0	0	1
22	HATHAWAY, TERRICA	f	4	11	1	1	0	0	0	2	2	0	9	0
32	LOPEZ, JANINA	g	3	4	1	2	0	0	0	0	0	0	7	13
34	BARDLEY, MELANIECE	c	5	9	0	0	3	4	6	2	8	3	13	1
45	BERNANGER, KATIE	g	2	2	0	0	0	0	1	0	1	1	4	7
55	ABRAMOWSKI, KRISTINE	f	3	6	0	0	0	1	3	6	9	4	6	37
TEAM														4
TOTALS		22	55	4	7	10	13	16	15	31	15	58	15	200

TOTAL FG% 1st Half:	0-0	.000	2nd Half:	22-55	.400	Game:	.400	DEADBALL
3-Pt. FG% 1st Half:	0-0	.000	2nd Half:	4-7	.571	Game:	.571	REBOUNDS
F Throw % 1st Half:	0-0	.000	2nd Half:	10-13	.769	Game:	.769	1

HOME TEAM: WISCONSIN 1-0

No.	NAME	TOT-FG		3-PT		REBOUNDS		PF	TP	A	TO	BLK	S	MIN
		FG	FGA	FG	FGA	FT	FTA							
01	SMITH, CANDAS	0	0	0	0	0	0	0	0	0	0	0	0	3
14	PAULUS, KELLEY	g	4	8	1	3	5	6	0	3	3	1	14	24
24	PATE, DEE DEE	g	1	2	0	0	1	4	0	0	0	1	3	32
25	SIMS, LATONYA	g	6	14	0	0	1	2	1	6	7	0	13	22
30	MOORE, TAMARA	f	3	6	0	1	0	0	1	2	3	5	6	23
32	BLACK, KYLE	g	0	0	0	0	0	0	0	0	0	0	0	9
41	STOMSKI, JESSIE	f	6	10	1	1	2	3	3	6	4	15	2	32
45	BIRD, KRISTA	g	1	0	0	0	0	1	0	1	0	0	1	5
54	KONIECZNY, MISSY	g	2	4	0	0	0	4	2	6	2	4	0	19
55	SMITH, NINA	c	5	6	0	0	1	2	1	2	3	5	11	30
TEAM														1
TOTALS		27	51	2	5	10	17	11	19	30	19	66	17	200

TOTAL FG% 1st Half:	0-0	.000	2nd Half:	27-51	.529	Game:	.529	DEADBALL
3-Pt. FG% 1st Half:	0-0	.000	2nd Half:	2-5	.400	Game:	.400	REBOUNDS
F Throw % 1st Half:	0-0	.000	2nd Half:	10-17	.588	Game:	.588	5

OFFICIALS: John McAndrews, Craig Erdman, Michelle Eglinger

TECHNICAL FOULS:

Southern Illinois - Carbondale- none

WISCONSIN - none

ATTENDANCE:

SCORE BY PERIODS:	1st	2nd	OT1	OT2	OT3	OT4	TOTAL
Southern Illinois - Carbondale	32	26					58
WISCONSIN	22	44					66

2

WISCONSIN 92, NEBRASKA 85 (OT)
NOVEMBER 21, 1999
BOB DEVANEY SPORTS CENTER, LINCOLN, NE

VISITORS: WISCONSIN 2-0

No.	NAME	TOT-FG		3-PT		REBOUNDS		PF	TP	A	TO	BLK	S	MIN
		FG	FGA	FG	FGA	FT	FTA							
01	SMITH, CANDAS	0	0	0	0	0	0	0	0	0	0	0	1	3
14	PAULUS, KELLEY	g	5	14	2	6	5	6	0	1	1	1	17	36
22	HEPPE, LEAH	g	0	1	0	0	0	0	0	1	1	0	0	9
24	PATE, DEE DEE	g	2	4	0	0	0	1	0	2	2	5	4	33
25	SIMS, LATONYA	f	5	11	1	1	3	4	3	6	3	14	0	29
30	MOORE, TAMARA	g	3	7	2	5	10	14	4	5	4	18	3	28
41	STOMSKI, JESSIE	f	8	13	1	1	7	8	2	12	14	3	24	44
45	BIRD, KRISTA	g	0	1	0	0	0	0	0	1	1	0	0	5
54	KONIECZNY, MISSY	g	2	2	0	0	1	2	0	1	1	0	5	13
55	SMITH, NINA	c	5	7	0	0	0	1	1	5	6	5	10	24
TEAM														2
TOTALS		30	60	6	14	26	36	9	30	39	23	92	16	225

TOTAL FG% 1st Half:	0-0	.000	2nd Half:	0-0	.000	Game:	.500	DEADBALL
3-Pt. FG% 1st Half:	0-0	.000	2nd Half:	0-0	.000	Game:	.429	REBOUNDS
F Throw % 1st Half:	0-0	.000	2nd Half:	0-0	.000	Game:	.722	3

HOME TEAM: University of Nebraska 1-1

No.	NAME	TOT-FG		3-PT		REBOUNDS		PF	TP	A	TO	BLK	S	MIN
		FG	FGA	FG	FGA	FT	FTA							
05	JARACUS, JENNIFER	1	2	0	1	2	1	2	3	2	3	0	0	7
10	KELLY, I'SHA	0	0	0	0	0	1	0	1	0	0	0	3	6
20	WENT, AMANDA	2	5	0	1	0	0	0	2	2	4	4	3	22
21	SCHWARTZ, BROOKE	g	10	16	2	3	3	3	1	3	4	2	25	41
24	ROBERS, SHAHIDRAH	1	2	1	2	0	0	0	1	1	0	3	1	2
25	JONES, STEPHANIE	0	1	0	0	2	4	1	4	5	3	2	0	13
30	SUTTON, PAIGE	0	1	0	0	0	0	0	1	1	0	0	0	4
32	KUBIK, NICOLE	g	4	17	0	3	8	11	1	0	1	5	16	37
33	ROGERS, CHARLIE	f	7	12	0	0	0	0	2	8	10	5	14	30
34	GILMORE, NACISKA	f	2	3	0	0	4	6	1	0	1	3	8	35
55	LEONHARDT, CASEY	c	5	9	0	0	0	1	1	5	6	4	10	28
TEAM														4
TOTALS		32	68	3	10	18	28	11	28	39	28	85	18	225

TOTAL FG% 1st Half:	0-0	.000	2nd Half:	0-0	.000	Game:	.471	DEADBALL
3-Pt. FG% 1st Half:	0-0	.000	2nd Half:	0-0	.000	Game:	.429	REBOUNDS
F Throw % 1st Half:	0-0	.000	2nd Half:	0-0	.000	Game:	.643	5

OFFICIALS: Charles Gonzales, Katie Grey, Barry Roberts

TECHNICAL FOULS:

WISCONSIN - none

University of Nebraska - none

ATTENDANCE:

SCORE BY PERIODS:	1st	2nd	OT1	OT2	OT3	OT4	TOTAL
WISCONSIN	33	35	24				92
University of Nebraska	26	42	17				85

3

WISCONSIN 61, RUTGERS 63
NOVEMBER 27, 1999
LOUIS BROWN ATH CTR, NEW BRUNSWICK, NJ

VISITORS: WISCONSIN 2-1

No.	NAME	TOT-FG		3-PT		REBOUNDS		PF	TP	A	TO	BLK	S	MIN
		FG	FGA	FG	FGA	FT	FTA							
01	SMITH, CANDAS	0	1	0	0	0	0	1	1	1	0	2	0	8
14	PAULUS, KELLEY	g	0	5	0	0	0	1	1	2	3	0	1	13
22	HEPPE, LEAH	g	0	0	0	0	0	0	0	0	0	0	0	3
24	PATE, DEE DEE	g	0	0	0	0	0	0	0	0	0	0	0	18
25	SIMS, LATONYA	f	5	14	1	3	0	2	0	5	3	11	0	36
30	MOORE, TAMARA	g	5	7	1	2	8	10	0	2	2	4	19	26
32	BLACK, KYLE	g	1	2	0	1	2	0	1	1	1	4	1	6
41	STOMSKI, JESSIE	f	3	5	0	0	7	7	1	4	5	3	13	33
43	SEGER, KRISTI	g	0	0	0	0	0	0	0	0	0	0	0	1
45	BIRD, KRISTA	g	1	1	0	0	0	0	0	0	0	0	1	6
54	KONIECZNY, MISSY	g	0	0	0	0	1	4	0	2	2	1	1	9
55	SMITH, NINA	c	4	7	0	0	3	3	6	4	11	0	5	31
TEAM														5
TOTALS		19	42	2	9	21	29	7	25	32	22	61	9	200

TOTAL FG% 1st Half:	0-0	.000	2nd Half:	19-42	.452	Game:	.452	DEADBALL
3-Pt. FG% 1st Half:	0-0	.000	2nd Half:	2-9	.222	Game:	.222	REBOUNDS
F Throw % 1st Half:	0-0	.000	2nd Half:	21-29	.724	Game:	.724	2

HOME TEAM: RUTGERS UNIVERSITY 2-1

No.	NAME	TOT-FG		3-PT		REBOUNDS								A	TO	BLK	S	MIN	
		FG	FGA	FG	FGA	FT	FTA	OF	DE	TO	PF	TP							
03	GILMORE, USHA	2	3	0	0	0	2	0	1	1	2	4	1	0	0	1	5		
04	CLEMENTE, JENNIFER	0	0	0	0	2	2	1	0	1	0	2	0	0	0	0	1		
22	WASHINGTON, KARLITA	g	2	5	0	1	0	0	1	1	2	1	4	1	1	0	24		
25	POWELL, CHRISTINA	g	2	7	0	0	3	5	1	1	2	2	7	1	0	0	4		
33	WALTON, KOURTNEY	1	3	1	3	2	2	0	1	1	0	5	0	0	0	1	9		
34	STEWART, SHAWNETTA	g	0	6	0	2	5	6	1	2	3	3	5	2	3	0	23		
35	HORTON, MAURI	g	0	1	0	1	0	0	0	0	0	0	0	1	0	1	9		
40	MILES, LINDA	f	5	6	0	0	2	2	1	4	5	1	12	1	0	0	24		
42	BOONEN, DANA	1	3	0	0	1	1	0	2	2	5	3	2	2	0	0	15		
43	POINTER, TASHA	g	6	10	2	4	2	2	0	6	6	3	16	4	4	0	1		
44	CUNNINGHAM, DAVALYN	f	2	4	0	0	1	3	0	0	0	5	5	1	1	1	2		
TEAM																	1	4	5
TOTALS		21	48	3	11	18	25	6	22	28	22	63	14	15	2	12	200		

5

WISCONSIN 66, UW - GREEN BAY 56 DECEMBER 1, 1999 BROWN COUNTY ARENA, GREEN BAY, WI

VISITORS: WISCONSIN 4-1

No.	NAME	TOT-FG		3-PT		REBOUNDS		PF	TP	A TO BLK	S MIN
		FG	FGA	FG	FGA	FT	FTA				
01	SMITH, CANDAS	0	0	0	0	0	0	1	1	0	9
22	HEFFE, LEAH	0	0	0	0	0	0	0	0	0	2
24	PATE, DEE DEE	g	0	1	0	0	1	1	0	0	26
25	SIMS, LATONYA	f	8	15	1	1	0	4	5	9	17
30	MOORE, TAMARA	g	3	13	0	2	5	6	4	8	12
32	BLACK, KYLE	f	1	3	1	2	2	2	1	3	0
41	STOMSKI, JESSIE	f	4	10	0	0	6	8	2	8	10
45	BIRD, KRISTA	f	2	3	0	0	0	3	2	5	0
54	KONIECZNY, MISSY	0	1	0	0	0	1	2	3	5	1
55	SMITH, NINA	c	7	11	0	1	1	2	1	4	5
TOTALS		25	57	2	6	14	20	19	34	53	10

TOTAL FG% 1st Half:	0-0	.000	2nd Half:	25-57	.439	Game:	.439	DEADBALL
3-Pt. FG% 1st Half:	0-0	.000	2nd Half:	2-6	.333	Game:	.333	REBOUNDS
F Throw % 1st Half:	0-0	.000	2nd Half:	14-20	.700	Game:	.700	1

HOME TEAM: GREEN BAY 1-4

No.	NAME	TOT-FG		3-PT		REBOUNDS		PF	TP	A TO BLK	S MIN
		FG	FGA	FG	FGA	FT	FTA				
04	LEONHARD, AMANDA	g	3	7	1	2	0	0	1	1	2
11	BOYER, SARA	0	1	0	0	0	0	1	2	3	0
12	KRUEGER, STACY	g	0	7	0	2	0	0	0	0	2
13	DUDLEY, ELIZABETH	f	6	12	1	1	0	0	3	4	1
14	THORPE, MELANIE	f	6	12	1	2	2	2	3	3	6
32	BIEL, TRISHA	g	6	14	2	6	1	1	0	1	3
34	WARDEN, ANNE	f	5	14	1	4	1	4	5	4	12
51	SCHONBERGER, ERIKA	2	5	0	1	0	1	0	3	3	2
TEAM		23	66	6	18	4	8	11	18	29	56
TOTALS		23	66	6	18	4	8	11	18	29	56

TOTAL FG% 1st Half:	0-0	.000	2nd Half:	23-66	.348	Game:	.348	DEADBALL
3-Pt. FG% 1st Half:	0-0	.000	2nd Half:	6-18	.333	Game:	.333	REBOUNDS
F Throw % 1st Half:	0-0	.000	2nd Half:	4-8	.500	Game:	.500	2

OFFICIALS: Bob Trammel, Norm Gabrovic, Scott Dobberstein

TECHNICAL FOULS:

WISCONSIN - none

GREEN BAY - none

ATTENDANCE: 2214

SCORE BY PERIODS:

WISCONSIN

GREEN BAY

1st 2nd OT1 OT2 OT3 OT4 TOTAL

32 34 66

31 25 56

6

WISCONSIN 62, TENNESSEE 85 DECEMBER 5, 1999 KOHL CENTER, MADISON, WI

VISITORS: UNIVERSITY OF TENNESSEE 5-1

No.	NAME	TOT-FG		3-PT		REBOUNDS		PF	TP	A TO BLK	S MIN
		FG	FGA	FG	FGA	FT	FTA				
00	SNOW, MICHELLE	c	5	14	0	0	1	1	6	1	7
03	BUTTS, NIYA	0	0	0	0	0	0	0	0	0	0
05	ELEY, KYRA	0	1	0	0	0	0	2	1	2	0
10	MCDIVITT, APRIL	0	1	0	1	2	2	0	1	1	0
12	MORRIS, TASHEIKA	1	3	0	0	0	0	1	0	1	2
13	JACKSON, GWEN	f	7	12	0	0	3	4	3	2	5
20	LAWSON, KARA	2	9	1	3	8	8	3	2	5	4
21	RANDALL, SEMERA	g	9	15	0	0	1	1	3	3	6
24	CATCHINGS, TAMIKA	f	2	16	0	3	4	4	3	7	2
33	CLEMENT, KRISTEN	g	5	7	2	2	1	2	1	3	4
50	PILLOW, SEALON	0	1	0	0	0	0	1	0	1	0
TEAM		31	79	3	9	20	24	24	48	17	85
TOTALS		31	79	3	9	20	24	24	48	17	85

TOTAL FG% 1st Half:	14-36	.389	2nd Half:	17-43	.395	Game:	.392	DEADBALL
3-Pt. FG% 1st Half:	3-7	.429	2nd Half:	0-2	.000	Game:	.333	REBOUNDS
F Throw % 1st Half:	9-10	.900	2nd Half:	11-14	.786	Game:	.833	2, 1

HOME TEAM: WISCONSIN 4-2

No.	NAME	TOT-FG		3-PT		REBOUNDS		PF	TP	A TO BLK	S MIN
		FG	FGA	FG	FGA	FT	FTA				
01	SMITH, CANDAS	1	2	1	2	0	0	0	0	0	17
14	PAULUS, KELLEY	3	7	1	2	3	4	0	0	0	10
22	HEFFE, LEAH	0	1	0	1	0	0	0	0	0	0
24	PATE, DEE DEE	g	0	2	0	0	0	0	0	1	4
25	SIMS, LATONYA	f	5	12	0	1	4	6	1	7	8
30	MOORE, TAMARA	g	2	7	0	1	0	0	1	2	3
32	BLACK, KYLE	1	2	1	1	0	0	0	0	0	4
41	STOMSKI, JESSIE	f	5	9	0	0	2	2	4	3	7
45	BIRD, KRISTA	0	0	0	0	0	0	0	0	0	0
54	KONIECZNY, MISSY	0	1	0	0	0	0	0	0	4	0
55	SMITH, NINA	c	7	11	1	1	1	2	2	4	6
TEAM		24	54	4	9	10	14	8	26	34	21
TOTALS		24	54	4	9	10	14	8	26	34	21

TOTAL FG% 1st Half:	13-25	.520	2nd Half:	11-29	.379	Game:	.444	DEADBALL
3-Pt. FG% 1st Half:	2-4	.500	2nd Half:	2-5	.400	Game:	.444	REBOUNDS
F Throw % 1st Half:	6-8	.750	2nd Half:	4-6	.667	Game:	.714	1

OFFICIALS: June Courteau, Art Bomenagen, Sue Kennedy

TECHNICAL FOULS:

UNIVERSITY OF TENNESSEE - none

WISCONSIN - none

ATTENDANCE: 11,861

SCORE BY PERIODS:

UNIVERSITY OF TENNESSEE

WISCONSIN

1st 2nd OT1 OT2 OT3 OT4 TOTAL

40 45 85

34 28 62

8

WISCONSIN 68, INDIANA-PURDUE 55 DECEMBER 12, 1999 KOHL CENTER, MADISON, WI

VISITORS: INDIANA-PURDUE UNIVERSITY 3-5

No.	NAME	TOT-FG		3-PT		REBOUNDS		PF	TP	A TO BLK	S MIN
		FG	FGA	FG	FGA	FT	FTA				
05	BYERS, KELLIE	g	4	11	2	6	0	0	0	4	2
10	ATKS, CAREN	0	0	0	0	0	0	0	0	0	0
22	STUCKER, JENNIFER	f	6	13	2	4	2	2	4	2	6
25	NEAL, SHAWNICE	f	0	4	0	0	1	2	0	4	1
31	HENDRICKS, NATALIE	1	2	0	0	0	1	0	0	0	0
33	NELSON, BARB	f	2	10	0	1	1	2	1	2	4
34	WATT, ANGIE	g	2	7	2	4	2	3	0	7	5
41	LIGHTFOOT, CARRIE	2	3	1	1	1	1	0	0	0	0
42	LINGENFELTER, MARISA	2	2	1	1	1	2	1	1	2	0
44	KYSER, TIFFANY	0	1	0	1	1	2	0	1	1	4
54	SPELMAN, SARAH	0	1	0	0	0	0	0	0	0	2
TEAM		19	54	8	18	9	17	7	21	28	22
TOTALS		19	54	8	18	9	17	7	21	28	22

TOTAL FG% 1st Half:	8-26	.308	2nd Half:	11-28	.393	Game:	.352	DEADBALL
3-Pt. FG% 1st Half:	5-10	.500	2nd Half:	3-8	.375	Game:	.444	REBOUNDS
F Throw % 1st Half:	2-5	.400	2nd Half:	7-12	.583	Game:	.529	5, 1

HOME TEAM: WISCONSIN 5-3

No.	NAME	TOT-FG		3-PT		REBOUNDS		PF	TP	A TO BLK	S MIN
		FG	FGA	FG	FGA	FT	FTA				
01	SMITH, CANDAS	0	3	0	2	2	2	0	2	2	2
14	PAULUS, KELLEY	4	8	0	3	4	5	1	5	6	1
22	HEFFE, LEAH	0	1	0	1	0	0	1	1	2	1
24	PATE, DEE DEE	g	1	5	0	1	0	0	3	1	4
25	SIMS, LATONYA	f	4	12	0	2	6	4	8	1	10
30	MOORE, TAMARA	g	1	7	0	0	0	0	1	3	0
32	BLACK, KYLE	2	4	1	2	2	2	0	4	0	7
41	STOMSKI, JESSIE	f	6	12	0	0	1	3	8	11	3
45	BIRD, KRISTA	0	1	0	0	0	0	0	0	0	0
52	JTROVEK, SARAH	0	0	0	0	0	0	0	0	0	0
54	KONIECZNY, MISSY	0	0	0	0	6	8	1	2	3	2
55	SMITH, NINA	f	7	14	0	0	0	0	5	10	3
TEAM		25	67	1	11	17	26	25	31	56	17
TOTALS		25	67	1	11	17	26	25	31	56	17

TOTAL FG% 1st Half:	12-29	.414	2nd Half:	13-39	.342	Game:	.373	DEADBALL
3-Pt. FG% 1st Half:	0-4	.000	2nd Half:	1-7	.143	Game:	.091	REBOUNDS
F Throw % 1st Half:	8-13	.615	2nd Half:	9-13	.692	Game:	.654	4

OFFICIALS: Bernie Barribeau, Mary Struckhoff, Mark Braden

TECHNICAL FOULS:

INDIANA-PURDUE UNIVERSITY - none

WISCONSIN - none

ATTENDANCE: 7,810

SCORE BY PERIODS:

INDIANA-PURDUE UNIVERSITY

WISCONSIN

1st 2nd OT1 OT2 OT3 OT4 TOTAL

23 32 55

32 36 68

7

WISCONSIN 65, MARQUETTE 69 DECEMBER 8, 1999 MILWAUKEE ARENA, MILWAUKEE, WI

VISITORS: WISCONSIN 4-3

No.	NAME	TOT-FG		3-PT		REBOUNDS		PF	TP	A TO BLK	S MIN
		FG	FGA	FG	FGA	FT	FTA				
01	SMITH, CANDAS	1	2	1	1	0	0	0	0	0	16
14	PAULUS, KELLEY	g	1	6	0	2	0	0	1	2	2
24	PATE, DEE DEE	g	1	2	0	1	0	0	2	2	4

9

WISCONSIN 58, PURDUE UNIVERSITY 83 DECEMBER 30, 1999 KOHL CENTER, MADISON, WI

VISITORS: PURDUE UNIVERSITY 9-2 (1-0)

No.	NAME	TOT-FG		3-PT		REBOUNDS		PF	TP	A TO	BLK	S	MIN
		FG	FGA	FG	FGA	FT	FTA						
33	DOHART, MICHELLE	f	4	4	0	0	1	2	1	1	2	4	9
42	COOPER, CAMILLE	c	4	11	0	0	2	2	4	6	10	4	10
03	KOMARA, KELLY	g	5	11	2	7	4	5	2	4	16	2	4
11	PARKS, SHINIK	g	6	12	0	2	4	1	4	5	2	16	5
32	DOUGLAS, KATIE	g	7	15	0	2	3	4	1	6	7	3	17
25	CURLESS, MACKENZIE	g	0	1	0	0	4	0	1	1	0	4	0
31	CRAWFORD, CANDI	g	0	0	0	0	0	0	0	0	0	0	0
55	NOON, MARY JO	g	3	6	0	0	5	7	3	3	6	3	11
TEAM													
TOTALS		29	60	2	11	23	28	12	23	35	20	83	13

TOTAL FG% 1st Half: 12-29	.414	2nd Half: 17-31	.548	Game: .483	DEADBALL
3-Pt. FG% 1st Half: 2-9	.222	2nd Half: 0-2	.000	Game: .182	REBOUNDS
F Throw % 1st Half: 7-7	1.000	2nd Half: 16-21	.762	Game: .821	3

HOME TEAM: WISCONSIN 5-4 (0-1)

No.	NAME	TOT-FG		3-PT		REBOUNDS		PF	TP	A TO	BLK	S	MIN
		FG	FGA	FG	FGA	FT	FTA						
25	SIMS, LATONYA	f	5	14	0	1	3	6	5	3	8	4	13
41	STOMSKI, JESSIE	f	4	16	0	0	1	2	3	4	7	5	9
55	SMITH, NINA	c	1	6	0	1	6	8	3	1	4	5	8
14	PAULUS, KELLEY	g	1	3	1	1	0	0	2	2	0	3	2
30	MOORE, TAMARA	g	5	9	0	1	2	5	4	3	7	3	12
01	SMITH, CANDAS	g	0	0	0	0	0	0	0	0	0	0	1
11	EBELING, JUDY	g	0	0	0	0	0	0	0	0	0	0	0
24	PATE, DEE DEE	g	1	2	0	1	2	2	0	1	1	3	4
32	BLACK, KYLE	g	2	3	1	1	0	0	0	3	3	0	5
43	SEGER, KRISTI	g	0	1	0	0	0	1	0	0	0	0	0
45	BIRD, KRISTA	g	2	2	0	0	0	0	1	1	4	1	0
54	KONIECZNY, MISSY	g	0	0	0	0	0	0	1	1	2	0	0
TEAM													
TOTALS		21	56	2	6	14	24	17	20	37	9	21	7

TOTAL FG% 1st Half: 8-24	.333	2nd Half: 13-32	.406	Game: .375	DEADBALL
3-Pt. FG% 1st Half: 1-3	.333	2nd Half: 1-3	.333	Game: .333	REBOUNDS
F Throw % 1st Half: 8-12	.667	2nd Half: 6-12	.500	Game: .583	5, 1

OFFICIALS: Sally Bell, Dave Stewart, Jan Herke

TECHNICAL FOULS:
PURDUE UNIVERSITY - none
WISCONSIN - none

ATTENDANCE: 8,614

SCORE BY PERIODS:	1st	2nd	OT1	OT2	OT3	OT4	TOTAL
PURDUE UNIVERSITY	33	50					83
WISCONSIN	25	33					58

11

WISCONSIN 86, LOYOLA UNIVERSITY 71 JANUARY 7, 2000 GENTILE CENTER, CHICAGO, IL

VISITORS: WISCONSIN 6-5

No.	NAME	TOT-FG		3-PT		REBOUNDS		PF	TP	A TO	BLK	S	MIN
		FG	FGA	FG	FGA	FT	FTA						
25	SIMS, LATONYA	f	8	14	0	0	6	6	4	5	9	4	22
30	MOORE, TAMARA	f	4	14	0	1	1	2	1	4	5	1	9
41	STOMSKI, JESSIE	c	9	14	0	1	0	0	4	3	7	2	18
14	PAULUS, KELLEY	g	6	15	0	2	1	1	0	1	1	2	13
32	BLACK, KYLE	g	4	7	1	3	0	0	1	4	5	1	9
01	SMITH, CANDAS	g	0	0	0	0	3	4	0	0	0	0	3
22	HEPPE, LEAH	g	1	2	1	2	0	0	0	1	1	0	3
24	PATE, DEE DEE	g	1	4	0	0	0	0	0	3	3	1	2
43	SEGER, KRISTI	g	0	0	0	0	1	2	0	2	2	0	1
45	BIRD, KRISTA	g	0	0	0	0	0	0	1	3	4	1	0
52	JIROVEC, SARAH	g	0	1	0	0	0	2	0	1	1	2	0
54	KONIECZNY, MISSY	g	3	3	0	0	0	1	1	2	3	6	1
TEAM													
TOTALS		36	74	2	9	12	18	13	30	43	17	86	20

TOTAL FG% 1st Half: 0-0	.000	2nd Half: 36-74	.486	Game: .486	DEADBALL
3-Pt. FG% 1st Half: 0-0	.000	2nd Half: 2-9	.222	Game: .222	REBOUNDS
F Throw % 1st Half: 0-0	.000	2nd Half: 12-18	.667	Game: .667	3

HOME TEAM: LOYOLA UNIVERSITY 2-9

No.	NAME	TOT-FG		3-PT		REBOUNDS		PF	TP	A TO	BLK	S	MIN
		FG	FGA	FG	FGA	FT	FTA						
11	HAMILTON, SARAH	f	2	4	2	4	3	4	0	2	2	2	9
22	DILLING, ELIZABETH	f	4	10	1	1	1	2	4	6	10	2	10
32	SIRUS, LAUREN	c	1	5	0	0	0	0	0	4	4	2	2
24	PAVICH, JENNY	g	7	15	5	10	3	5	2	4	6	1	22
31	HOFFMAN, TRACY	g	2	6	0	0	0	0	2	1	3	2	4
05	JOHNSON, RYAN	g	3	10	0	4	0	0	0	3	3	6	1
15	MADURA, KRISTY	g	0	4	0	3	0	0	0	1	1	2	0
23	CLARK, MISTY	g	3	5	0	0	5	7	1	5	6	5	11
25	MILKERT, LAURA	g	3	5	1	1	0	0	1	1	2	1	7
TEAM													
TOTALS		25	64	9	23	12	18	12	20	40	20	71	18

TOTAL FG% 1st Half: 0-0	.000	2nd Half: 25-64	.391	Game: .391	DEADBALL
3-Pt. FG% 1st Half: 0-0	.000	2nd Half: 9-23	.391	Game: .391	REBOUNDS
F Throw % 1st Half: 0-0	.000	2nd Half: 12-18	.667	Game: .667	3

OFFICIALS: Lisa Mattingly, Barbara Jo Smith, Beverly Roberts

TECHNICAL FOULS:
WISCONSIN - none
LOYOLA UNIVERSITY - none

ATTENDANCE: 272

SCORE BY PERIODS:	1st	2nd	OT1	OT2	OT3	OT4	TOTAL
WISCONSIN	40	46					86
LOYOLA UNIVERSITY	31	40					71

10

WISCONSIN 74, UNIVERSITY OF ILLINOIS 80 JANUARY 4, 2000 KOHL CENTER, MADISON, WI

VISITORS: UNIVERSITY OF ILLINOIS 2-0

No.	NAME	TOT-FG		3-PT		REBOUNDS		PF	TP	A TO	BLK	S	MIN
		FG	FGA	FG	FGA	FT	FTA						
00	MARTIN, KYLIE	f	6	11	1	2	3	3	4	1	5	2	16
12	CATCHINGS, TAUJA	f	7	14	0	0	5	10	6	7	13	3	19
33	BLAUSER, SUSAN	c	3	11	0	0	2	2	2	4	6	4	8
04	HUNTER, SEAVONNA	g	3	5	0	0	3	6	2	0	2	2	9
10	CURTIN, ALLISON	g	5	10	1	2	2	2	2	6	8	4	13
22	FAULKNER, KRISTI	g	3	8	0	1	3	4	0	0	0	1	9
24	WILSON, HOLLY	g	1	2	0	0	4	6	0	2	2	1	6
TEAM													
TOTALS		28	61	2	5	22	33	17	22	39	17	80	15

TOTAL FG% 1st Half: 18-33	.545	2nd Half: 10-28	.357	Game: .459	DEADBALL
3-Pt. FG% 1st Half: 2-3	.667	2nd Half: 0-2	.000	Game: .400	REBOUNDS
F Throw % 1st Half: 6-8	.750	2nd Half: 16-25	.640	Game: .667	5

HOME TEAM: WISCONSIN 0-2

No.	NAME	TOT-FG		3-PT		REBOUNDS		PF	TP	A TO	BLK	S	MIN
		FG	FGA	FG	FGA	FT	FTA						
25	SIMS, LATONYA	f	1	10	0	1	1	4	3	6	9	4	3
41	STOMSKI, JESSIE	f	6	12	0	0	8	10	4	1	5	5	20
45	BIRD, KRISTA	c	3	5	0	0	0	0	1	3	4	3	6
14	PAULUS, KELLEY	g	6	14	0	2	4	6	1	2	3	5	16
30	MOORE, TAMARA	g	5	9	0	0	3	4	1	5	6	4	13
01	SMITH, CANDAS	g	0	0	0	0	0	0	0	0	0	1	0
24	PATE, DEE DEE	g	0	2	0	0	0	0	0	1	1	3	0
32	BLACK, KYLE	g	5	7	4	4	0	0	0	0	0	1	14
43	SEGER, KRISTI	g	0	0	0	0	0	0	0	0	0	0	0
54	KONIECZNY, MISSY	g	1	2	0	0	0	0	0	4	4	2	0
TEAM													
TOTALS		27	61	4	7	16	24	14	22	36	30	74	15

TOTAL FG% 1st Half: 9-29	.310	2nd Half: 18-32	.563	Game: .443	DEADBALL
3-Pt. FG% 1st Half: 0-2	.000	2nd Half: 4-5	.800	Game: .571	REBOUNDS
F Throw % 1st Half: 5-6	.833	2nd Half: 11-18	.611	Game: .667	6

OFFICIALS: June Courteau, Art Bomengen, Teresa Dahlem

TECHNICAL FOULS:
UNIVERSITY OF ILLINOIS - none
WISCONSIN - none

ATTENDANCE: 7,177

SCORE BY PERIODS:	1st	2nd	OT1	OT2	OT3	OT4	TOTAL
UNIVERSITY OF ILLINOIS	44	36					80
WISCONSIN	23	51					74
PTS IN THE PAINT: UNIVERSITY OF ILLINOIS	- 26	WISCONSIN	- 12				
PTS OFF TURNOVERS: UNIVERSITY OF ILLINOIS	- 19	WISCONSIN	- 04				
2ND CHANCE POINTS: UNIVERSITY OF ILLINOIS	- 08	WISCONSIN	- 03				
FAST BREAK POINTS: UNIVERSITY OF ILLINOIS	- 02	WISCONSIN	- 04				

12

WISCONSIN 61, MICHIGAN STATE 75 JANUARY 9, 2000 BRESLIN CENTER, EAST LANSING, MI

VISITORS: WISCONSIN (6-6/0-3)

13

WISCONSIN 74, NORTHWESTERN 60

JANUARY 12, 2000

WELSH-RYAN ARENA, EVANSTON, IL

VISITORS: WISCONSIN 7-6, 1-3

No.	N A M E	TOT-FG	3-PT	REBOUNDS	FG	FGA	FGA	FT	FTA	OF	DE	TOT	PF	TP	A	TO	BLK	S	MIN
25	SIMS, LATONYA	5	8	1	1	2	7	2	11	13	3	13	2	3	0	1	36		
30	MOORE, TAMARA	9	14	1	1	9	9	1	2	3	3	28	2	1	0	2	33		
41	STOMSKI, JESSIE	5	11	0	0	0	6	5	5	10	4	10	2	4	3	5	33		
14	PAULUS, KELLEY	4	13	0	2	3	6	1	3	4	4	11	0	1	0	2	32		
32	BLACK, KYLE	2	6	0	3	1	2	3	0	3	2	5	3	2	0	0	17		
01	SMITH, CANDAS	0	0	0	0	0	0	0	0	0	0	1	0	0	0	1	4		
24	PATE, DEE DEE	1	5	0	1	3	4	0	1	1	3	5	7	2	0	3	29		
43	SEGER, KRISTI	0	0	0	0	0	0	0	0	0	0	0	0	0	0	0	2		
45	BIRD, KRISTA	0	0	0	0	2	2	0	0	0	1	2	1	2	0	1	14		
TEAM												1	5	6					
TOTALS		26	57	2	8	20	36	13	27	40	21	74	18	15	3	15	200		

TOTAL FG% 1st Half:	0-0	.000	2nd Half:	26-57	.456	Game:	.456	DEADBALL
3-Pt. FG% 1st Half:	0-0	.000	2nd Half:	2-8	.250	Game:	.250	REBOUNDS
F Throw % 1st Half:	0-0	.000	2nd Half:	20-36	.556	Game:	.556	10

HOME TEAM: NORTHWESTERN UNIVERSITY 5-9, 2-2

No.	N A M E	TOT-FG	3-PT	REBOUNDS	FG	FGA	FGA	FT	FTA	OF	DE	TOT	PF	TP	A	TO	BLK	S	MIN
25	SCHOCK, LESLIE	4	8	2	5	2	2	0	4	4	2	12	5	2	0	0	33		
42	DOLLAND, LESLIE	0	2	0	0	2	2	0	1	1	5	2	0	0	0	0	7		
00	SEARS, TAMI	6	14	0	0	5	8	4	5	9	4	17	3	3	0	2	38		
30	WILL, NATALIE	2	5	0	0	0	0	3	1	4	5	4	5	5	1	1	29		
32	BUTLER, EMILY	4	12	1	5	3	0	0	1	1	0	9	2	4	0	1	22		
02	FLORES, CLARISSA	0	3	0	0	0	0	1	2	3	2	0	1	4	0	0	15		
10	LEONARD, DANA	5	8	3	6	3	5	0	2	2	2	16	2	6	0	4	31		
32	RUSSELL, BILLYE	0	0	0	0	0	0	0	3	3	2	0	0	0	1	1	16		
52	BERKE, LEAH	0	1	0	0	0	0	0	1	1	1	0	1	0	0	0	9		
TEAM												1	4	5					
TOTALS		21	53	6	16	12	20	9	24	33	23	60	19	25	2	9	200		

TOTAL FG% 1st Half:	0-0	.000	2nd Half:	21-53	.396	Game:	.396	DEADBALL
3-Pt. FG% 1st Half:	0-0	.000	2nd Half:	6-16	.375	Game:	.375	REBOUNDS
F Throw % 1st Half:	0-0	.000	2nd Half:	12-20	.600	Game:	.600	4

OFFICIALS: Ron Dressander, Barb Smith, Judy Schneider

TECHNICAL FOULS:

WISCONSIN - none

NORTHWESTERN UNIVERSITY - none

ATTENDANCE: 523

SCORE BY PERIODS:

WISCONSIN 34 40 74

NORTHWESTERN UNIVERSITY 28 32 60

15

WISCONSIN 72, MICHIGAN 69

JANUARY 20, 2000

KOHL CENTER, MADISON, WI

VISITORS: UNIVERSITY OF MICHIGAN 12-5, 4-2

No.	N A M E	TOT-FG	3-PT	REBOUNDS	FG	FGA	FGA	FT	FTA	OF	DE	TOT	PF	TP	A	TO	BLK	S	MIN
11	THOMAS, STACEY	9	23	2	7	3	4	7	3	10	4	23	4	2	2	5	36		
32	GOULDW, RAJNA	4	12	0	1	7	9	6	2	8	2	15	1	1	1	35			
25	MILLER, ALISON	3	7	0	0	4	6	3	1	4	5	10	1	0	1	30			
24	THORPUS, ANNE	3	7	1	4	0	0	1	1	2	1	7	4	6	0	1	39		
40	INGRAM, ALAYNE	2	9	1	4	0	0	0	3	3	1	5	3	2	0	0	25		
14	WALKER, KENISHA	0	1	0	0	0	0	0	2	2	0	0	0	1	0	1	8		
30	GESTERLE, HEATHER	2	4	1	2	0	0	0	1	1	1	5	1	0	0	0	12		
34	KIPPING, RUTH	0	1	0	0	0	0	0	1	1	0	0	0	1	0	0	3		
44	BIES, LEEANN	1	4	0	0	2	2	3	2	5	2	4	0	1	0	1	12		
TEAM												2	1	3					
TOTALS		24	68	5	18	16	21	22	17	39	16	69	14	14	4	9	200		

TOTAL FG% 1st Half:	13-34	.382	2nd Half:	11-34	.324	Game:	.353	DEADBALL
3-Pt. FG% 1st Half:	1-9	.111	2nd Half:	4-9	.444	Game:	.278	REBOUNDS
F Throw % 1st Half:	9-10	.900	2nd Half:	7-11	.636	Game:	.762	2, 1

HOME TEAM: WISCONSIN 9-6, 3-3

No.	N A M E	TOT-FG	3-PT	REBOUNDS	FG	FGA	FGA	FT	FTA	OF	DE	TOT	PF	TP	A	TO	BLK	S	MIN
25	SIMS, LATONYA	3	13	1	2	2	3	3	10	13	2	9	1	2	0	0	37		
30	MOORE, TAMARA	5	10	0	3	6	6	2	2	4	4	16	1	3	0	0	35		
41	STOMSKI, JESSIE	5	7	0	0	10	10	0	7	7	5	20	2	3	0	1	30		
14	PAULUS, KELLEY	7	10	1	1	2	2	0	1	1	3	17	0	2	0	2	26		
24	PATE, DEE DEE	3	6	0	2	0	0	0	1	1	2	6	8	3	0	2	28		
01	SMITH, CANDAS	0	0	0	0	0	0	0	1	1	0	0	2	0	0	0	7		
32	BLACK, KYLE	1	2	0	1	0	0	0	1	1	1	2	1	2	0	0	18		
43	SEGER, KRISTI	0	0	0	0	0	0	0	0	0	0	0	0	0	0	0	2		
45	BIRD, KRISTA	1	2	0	0	0	0	0	1	0	1	2	2	0	1	0	15		
54	KONIECZNY, MISSY	0	0	0	0	0	0	0	0	0	0	0	0	0	0	0	2		
TEAM												1	3	4					
TOTALS		25	50	2	9	20	21	8	25	33	19	72	15	19	0	5	200		

TOTAL FG% 1st Half:	11-22	.500	2nd Half:	14-28	.500	Game:	.500	DEADBALL
3-Pt. FG% 1st Half:	0-4	.000	2nd Half:	2-5	.400	Game:	.222	REBOUNDS
F Throw % 1st Half:	7-7	1.000	2nd Half:	13-14	.929	Game:	.952	0

OFFICIALS: Bernie Barribeau, Jerry Gimmoms, Jan Berke

TECHNICAL FOULS:

UNIVERSITY OF MICHIGAN - none

WISCONSIN - none

ATTENDANCE: 7986

SCORE BY PERIODS:

UNIVERSITY OF MICHIGAN 36 33 69

WISCONSIN 29 43 72

14

WISCONSIN 80, OHIO STATE 45

JANUARY 16, 2000

VALUE CITY ARENA, COLUMBUS, OH

VISITORS: WISCONSIN 8-6, 2-3

No.	N A M E	TOT-FG	3-PT	REBOUNDS	FG	FGA	FGA	FT	FTA	OF	DE	TOT	PF	TP	A	TO	BLK	S	MIN
14	PAULUS, KELLEY	7	9	1	1	2	2	0	4	4	2	17	1	3	0	1	28		
25	SIMS, LATONYA	7	13	1	1	1	1	5	6	11	4	16	2	5	0	1	30		
41	STOMSKI, JESSIE	1	5	0	0	3	4	1	2	3	5	5	2	3	0	0	24		
24	PATE, DEE DEE	1	3	0	0	0	0	0	1	1	2	2	4	3	0	2	26		
30	MOORE, TAMARA	11	16	0	0	7	10	2	2	4	1	29	5	6	0	8	33		
01	SMITH, CANDAS	0	0	0	0	1	3	1	0	1	0	1	2	0	0	5			
22	HEPTE, LEAH	0	0	0	0	0	0	0	1	1	0	0	0	0	0	0	5		
32	BLACK, KYLE	3	3	0	0	0	0	0	1	1	0	0	0	0	0	0	17		
43	SEGER, KRISTI	1	1	0	0	0	0	0	2	2	0	2	1	0	0	2	7		
45	BIRD, KRISTA	1	2	0	0	0	0	0	1	1	1	2	0	1	0	0	13		
52	JIROVEC, SARAH	0	0	0	0	0	0	0	0	0	0	0	0	0	0	0	1		
54	KONIECZNY, MISSY	0	1	0	0	0	1	1	1	2	1	0	1	0	0	0	11		
TEAM												0	1	1					
TOTALS		32	53	2	2	14	21	11	23	34	19	80	17	24	0	14	200		

TOTAL FG% 1st Half:	0-0	.000	2nd Half:	32-53	.604	Game:	.604	DEADBALL
3-Pt. FG% 1st Half:	0-0	.000	2nd Half:	2-21	.095	Game:	.095	REBOUNDS
F Throw % 1st Half:	0-0	.000	2nd Half:	14-21	.667	Game:	.667	3, 2

HOME TEAM: OHIO STATE UNIVERSITY 9-6, 2-3

NO.	N A M E	TOT-FG		3-PT		REBOUNDS										A	TO	BLK	S	MIN
		FG	FGA	FG	FGA	FT	FTA	OF	DE	TOT	PF	TP								
05	MOUA, MICHAELA	f	0	2	0	0	4	6	1	0	1	1	4	0	4	0	0	25		
20	SHENK, LAUREN	f	5	13	2	7	0	1	0	1	1	2	12	1	5	0	2	26		
32	TURNER, LATOYA	c	5	5	0	0	1	2	0	6	6	4	9	0	1	0	2	21		
10	BROWN, TOMKA	g	3	6	0	0	2	2	3	1	4	4	8	0	3	0	2	25		
22	MCCLEURE, TANYA	g	0	4	0	3	1	3	2	0	2	3	1	2	4	0	0	15		
12	LEWIS, JAMIE	0	1	0	1	0	0	1	0	1	0	0	0	4	3	0	0	14		
13	BALE, COURTNEY	1	4	0	1	0	0	1	2	3	1	2	1	1	1	0	0	10		
21	INGHAM, LAURA	0	1	0	1	2	2	0	0	0	0	0	2	0	3	0	0	10		
32	STANHOPE, MANDY	0	2	0	1	0	0	1	0	1	1	1	0	0	1	0	0	5		
33	REYNOLDS, DIDI	1	1	7	2	2	8	2	2	2	4	0	2	0	2	0	0	20		
40	SHACKELFORD, L'WAN	0	3	0	0	0	2	0	2	2	4	0	0	1	1	0	2	17		
50	COLEMAN, COURTNEY	1	1	0	0	0	2	0	0	0	0	0	2	0	2	0	0	12		
TEAM		2 2 4																		
TOTALS		15	49	3	21	12	20	13	13	26	22	45	10	31	0	8	20			

17

WISCONSIN 62, IOWA 66 JANUARY 27, 2000 IOWA CITY, IA

VISITORS: WISCONSIN 10-7 (4-4)

No.	NAME	TOT-FG		3-PT		REBOUNDS		PF	TP	A	TO	BLK	S	MIN
		FG	FGA	FG	FGA	FT	FTA							
25	SIMS, LATONYA	f	4	16	1	2	2	2	4	5	9	4	11	3
41	STOMSKI, JESSIE	f	4	10	0	0	0	1	0	9	9	4	8	3
14	PAULUS, KELLEY	g	3	10	1	2	4	4	1	5	6	4	11	2
24	PATE, DEE DEE	g	1	3	0	1	0	0	2	2	2	2	1	5
30	MOORE, TAMARA	g	5	14	0	0	1	1	5	6	11	4	11	0
01	SMITH, CANDAS	g	0	0	0	0	2	2	0	1	1	1	2	1
32	ELACK, KYLE	g	4	9	1	5	1	2	1	2	3	1	10	2
43	SEGER, KRISTI	g	2	3	1	1	0	0	1	2	0	5	0	0
45	BIRD, KRISTA	g	0	2	0	0	0	0	1	0	1	2	0	1
54	KONIECZNY, MISSY	g	0	2	0	0	2	2	1	0	1	1	2	0
TEAM														
TOTALS		23	69	4	11	12	14	15	35	50	23	62	8	23

TOTAL FG% 1st Half: 0-0 .000 2nd Half: 23-69 .333 Game: .333 DEADBALL
3-Pt. FG% 1st Half: 0-0 .000 2nd Half: 4-11 .364 Game: .364 REBOUNDS
F Throw % 1st Half: 0-0 .000 2nd Half: 12-14 .857 Game: .857 0

HOME TEAM: UNIVERSITY OF IOWA 6-12 (3-6)

No.	NAME	TOT-FG		3-PT		REBOUNDS		PF	TP	A	TO	BLK	S	MIN
		FG	FGA	FG	FGA	FT	FTA							
44	BULLOCK, BEATRICE	f	1	8	0	0	1	2	3	4	7	2	3	0
45	PETERSON, RANDI	c	1	5	0	0	0	0	2	6	8	3	2	1
10	MEYER, LINDSEY	g	4	13	1	2	3	4	2	5	7	3	12	1
12	MAGNER, LEAH	g	7	14	5	8	0	2	4	6	3	19	3	2
21	CONSUMERA, CARA	g	1	9	0	0	9	12	1	3	4	2	11	5
01	O'BRIEN, AMBER	g	5	9	0	0	4	8	6	4	10	1	14	0
15	JENNINGS, PATRICE	g	1	3	0	0	1	2	0	0	0	1	3	0
22	BERDO, MARY	g	0	5	0	4	2	2	0	3	3	1	2	0
40	SCHURFF, TRACY	g	0	2	0	0	0	2	0	1	1	1	0	0
TEAM														
TOTALS		20	68	6	14	20	32	17	33	50	17	66	10	16

TOTAL FG% 1st Half: 0-0 .000 2nd Half: 20-68 .294 Game: .294 DEADBALL
3-Pt. FG% 1st Half: 0-0 .000 2nd Half: 6-14 .429 Game: .429 REBOUNDS
F Throw % 1st Half: 0-0 .000 2nd Half: 20-32 .625 Game: .625 8

OFFICIALS: Kathy Lynch, Terry Truner, Dave Peterson

TECHNICAL FOULS:

WISCONSIN - STOMSKI, JESSIE(1)

UNIVERSITY OF IOWA - none

ATTENDANCE: 3,046

SCORE BY PERIODS:

WISCONSIN 29 33 62

UNIVERSITY OF IOWA 35 31 66

Technical foul: UW #41 2:10 2nd

Fouled out: UW #41 2:10 2nd

18

WISCONSIN 54, PENN STATE 68 JANUARY 30, 2000 BRYCE JORDAN CENTER, STATE COLLEGE, PA

VISITORS: WISCONSIN 10-8, 4-5

No.	NAME	TOT-FG		3-PT		REBOUNDS		PF	TP	A	TO	BLK	S	MIN
		FG	FGA	FG	FGA	FT	FTA							
25	SIMS, LATONYA	f	6	17	1	4	1	2	6	11	17	3	14	1
30	MOORE, TAMARA	f	6	12	1	2	3	2	1	3	4	15	2	3
41	STOMSKI, JESSIE	c	5	17	0	0	0	0	6	11	17	3	10	1
14	PAULUS, KELLEY	g	1	9	0	2	0	0	0	1	1	3	2	3
24	PATE, DEE DEE	g	0	4	0	2	0	0	0	0	0	0	1	0
01	SMITH, CANDAS	g	0	0	0	0	0	0	0	0	0	0	0	0
22	HEFFE, LEAH	g	1	3	1	2	2	2	1	2	3	0	5	1
32	BLACK, KYLE	g	1	4	0	3	0	0	1	1	2	0	2	0
43	SEGER, KRISTI	g	3	5	0	1	0	0	1	5	6	1	6	1
45	BIRD, KRISTA	g	0	1	0	0	0	0	1	1	2	0	0	0
TEAM														
TOTALS		23	72	3	16	5	7	22	34	56	15	54	13	22

TOTAL FG% 1st Half: 0-0 .000 2nd Half: 23-72 .319 Game: .319 DEADBALL
3-Pt. FG% 1st Half: 0-0 .000 2nd Half: 3-16 .188 Game: .188 REBOUNDS
F Throw % 1st Half: 0-0 .000 2nd Half: 5-7 .714 Game: .714 1

HOME TEAM: PENN STATE UNIVERSITY 18-3, 9-1

No.	NAME	TOT-FG		3-PT		REBOUNDS		PF	TP	A	TO	BLK	S	MIN
		FG	FGA	FG	FGA	FT	FTA							
20	SHEPHERD, LISA	f	4	9	2	4	2	2	0	2	2	1	12	2
54	WALSER, MAREN	f	7	19	0	1	1	3	2	6	8	3	15	1
40	GARNER, ANDREA	c	3	3	0	0	1	2	0	3	3	0	7	2
25	FALCONE, CHRISSEY	g	1	7	1	6	0	0	0	2	2	1	3	2
30	DARLING, HELEN	g	3	9	0	0	6	6	1	7	8	2	12	7
12	CARR, KATRINA	g	0	7	0	0	1	2	1	2	3	1	1	0
22	GRABY, MARISSA	g	2	3	0	0	1	1	2	4	0	5	0	0
24	ANAEJONU, NICOLE	g	0	1	0	0	0	0	0	0	0	1	0	0
31	BARNES, RASHANA	g	5	11	0	0	0	1	5	4	9	1	10	0
44	LUKE, ASHLEY	g	1	1	1	1	0	0	0	0	0	0	3	1
TEAM														
TOTALS		26	70	4	12	12	17	14	29	43	10	68	16	13

TOTAL FG% 1st Half: 0-0 .000 2nd Half: 26-70 .371 Game: .371 DEADBALL
3-Pt. FG% 1st Half: 0-0 .000 2nd Half: 4-12 .333 Game: .333 REBOUNDS
F Throw % 1st Half: 0-0 .000 2nd Half: 12-17 .706 Game: .706 2

OFFICIALS: Barb Smith, Ray Bonelli, Joe Cunningham

TECHNICAL FOULS:

WISCONSIN - none

PENN STATE UNIVERSITY - none

ATTENDANCE: 6,921

SCORE BY PERIODS:

WISCONSIN 17 37 54

PENN STATE UNIVERSITY 36 32 68

19

WISCONSIN 75, MINNESOTA 65 FEBRUARY 3, 2000 KOHL CENTER, MADISON, WI

VISITORS: UNIVERSITY OF MINNESOTA 8-13, 1-9

No.	NAME	TOT-FG		3-PT		REBOUNDS		PF	TP	A	TO	BLK	S	MIN
		FG	FGA	FG	FGA	FT	FTA							
21	LIESER, LINDSAY	f	2	5	2	5	0	0	2	1	3	1	6	0
33	BOWDEN, MONEKEE	f	4	12	1	1	6	6	2	2	4	5	15	0
30	PICKENS, BRANDY	c	1	3	0	0	0	1	1	4	5	5	2	0
04	OLSON, ERIN	g	6	14	1	2	8	9	2	2	4	2	21	1
11	VANDERHEYDEN, CASSIE	g	2	8	1	4	0	0	0	3	3	4	5	6
05	HARRIS, BRANDI	g	0	0	0	0	0	0	0	0	0	0	0	0
10	PRINCE, KIM	g	0	2	0	0	2	2	1	3	4	2	2	0
15	TATE, JACKIE	g	2	6	0	0	2	2	3	5	0	6	3	1
54	BELL, KIM	g	4	6	0	0	0	0	0	0	0	5	8	0
TEAM														
TOTALS		21	56	5	12	18	20	11	19	30	24	65	13	20

TOTAL FG% 1st Half: 10-28 .357 2nd Half: 11-28 .393 Game: .375 DEADBALL
3-Pt. FG% 1st Half: 0-2 .000 2nd Half: 5-10 .500 Game: .417 REBOUNDS
F Throw % 1st Half: 8-8 1.000 2nd Half: 10-12 .833 Game: .900 0, 1

HOME TEAM: WISCONSIN 11-8, 5-5

No.	NAME	TOT-FG		3-PT		REBOUNDS		PF	TP	A	TO	BLK	S	MIN
		FG	FGA	FG	FGA	FT	FTA							
25	SIMS, LATONYA	f	1	7	0	3	13	16	2	5	7	2	15	0
30	MOORE, TAMARA	f	7	11	4	5	4	4	2	2	4	3	22	3
41	STOMSKI, JESSIE	f	4	10	0	0	3	5	2	7	9	3	11	2
14	PAULUS, KELLEY	g	3	10	0	1	5	6	2	2	4	1	11	1
24	PATE, DEE DEE	g	0	3	0	0	1	2	0	2	2	1	3	0
01	SMITH, CANDAS	g	2	2	1	1	2	2	1	2	3	1	7	3
22	HEFFE, LEAH	g	1	3	1	3	0	0	0	0	2	3	0	1
32	BLACK, KYLE	g	0	2	0	1	0	0	1	0	1	0	0	0
43	SEGER, KRISTI	g	1	1	0	0	0	0	2	2	0	2	1	0
45	BIRD, KRISTA	g	1	2	0	0	1	2	1	0	1	0	3	1
54	KONIECZNY, MISSY	g	0	0	0	0	0	0	0	0	0	2	0	0
TEAM														
TOTALS		20	51	6	14	29	37	14	25	39	16	75	14	20

TOTAL FG% 1st Half: 8-27 .296 2nd Half: 12-24 .500 Game: .392 DEADBALL
3-Pt. FG% 1st Half: 2-8 .250 2nd Half: 4-6 .667 Game: .429 REBOUNDS
F Throw % 1st Half: 10-15 .667 2nd Half: 19-22 .864 Game: .784 5, 1

OFFICIALS: Mark Zentz, Don Green, Mary Struckhoff

TECHNICAL FOULS:

UNIVERSITY OF MINNESOTA - none

WISCONSIN - none

ATTENDANCE: 7417

SCORE BY PERIODS:

UNIVERSITY OF MINNESOTA 28 37 65

WISCONSIN 28 47 75

20

WISCONSIN 52, PENN STATE 57 FEBRUARY 6, 2000 KOHL CENTER, MADISON, WI

VISITORS: PENN STATE UNIVERSITY 19-3, 10-1

No.	NAME	TOT-FG		3-PT		REBOUNDS		PF	TP	A
-----	------	--------	--	------	--	----------	--	----	----	---

21

WISCONSIN 71, RICE UNIVERSITY 58

FEBRUARY 8, 2000

KOHL CENTER, MADISON, WI

VISITORS: RICE UNIVERSITY 12-8

No.	NAME	TOT-FG		3-PT		REBOUNDS		PF	TP	A TO BLK	S MIN
		FG	FGA	FG	FGA	FT	FTA				
22	TUTTLE, KENYA	f	4	11	0	0	2	2	4	3	7
33	JORDAN, KIRRA	f	5	9	0	0	0	2	3	5	4
21	LAWSON, KIM	g	0	2	0	0	0	0	1	1	2
23	SMALLWOOD, KIM	g	2	3	0	0	0	0	1	3	4
25	BRUMFIELD, MARIA	g	7	15	1	2	2	6	1	2	3
24	LIGGETT, KARA	g	4	9	2	4	2	2	0	1	1
30	MCINTOSH, DANESH	g	0	0	0	0	0	0	0	0	0
31	CAFFERTY, JENNY	g	1	5	0	4	0	0	0	1	1
32	JAMES, STARLA	g	0	0	0	0	0	0	0	1	1
42	BRACKEN, SARAH	g	0	2	0	0	0	1	2	0	3
44	FLORUS, ARIKA	g	1	1	0	0	0	0	0	1	1
TEAM											
TOTALS		24	57	3	10	7	12	10	21	31	27

TOTAL FG% 1st Half: 14-27 .519 2nd Half: 10-30 .333 Game: .421 DEADBALL
 3-Pt. FG% 1st Half: 1-2 .500 2nd Half: 2-8 .250 Game: .300 REBOUNDS
 F Throw % 1st Half: 3-6 .500 2nd Half: 4-6 .667 Game: .583 3, 1

HOME TEAM: WISCONSIN 12-9

No.	NAME	TOT-FG		3-PT		REBOUNDS		PF	TP	A TO BLK	S MIN
		FG	FGA	FG	FGA	FT	FTA				
25	SIMS, LATONYA	f	3	13	0	1	4	6	2	6	3
30	MOORE, TAMARA	f	5	9	1	2	6	8	3	2	5
41	STOMSKI, JESSIE	c	2	7	0	0	4	5	0	7	7
14	PAULUS, KELLEY	g	4	9	1	2	5	6	1	3	4
24	PATE, DEE DEE	g	1	2	0	0	4	6	1	2	3
01	SMITH, CANDAS	g	0	1	0	0	0	0	0	0	0
32	BLACK, KYLE	g	1	5	1	5	1	2	0	0	0
43	SEEGER, KRISTI	g	1	2	0	0	2	3	6	2	4
45	BRD, KRISTA	g	0	1	0	0	0	1	0	1	0
54	KONIECZNY, MISSY	g	3	3	0	0	2	3	1	1	2
TEAM											
TOTALS		20	52	3	10	28	38	15	25	40	14

TOTAL FG% 1st Half: 16-28 .571 2nd Half: 4-24 .167 Game: .385 DEADBALL
 3-Pt. FG% 1st Half: 3-5 .600 2nd Half: 0-5 .000 Game: .300 REBOUNDS
 F Throw % 1st Half: 9-13 .692 2nd Half: 19-25 .760 Game: .737 5

OFFICIALS: Bob Trammell, Sally Bell, Joe Cunningham

TECHNICAL FOULS:

RICE UNIVERSITY

WISCONSIN

ATTENDANCE: 6,926

SCORE BY PERIODS:

RICE UNIVERSITY

WISCONSIN

1st	2nd	OT1	OT2	OT3	OT4	TOTAL
32	26					58
44	27					71

22

WISCONSIN 66, MINNESOTA 55

FEBRUARY 10, 2000

SPORTS PAVILION, MINNEAPOLIS, MN

VISITORS: WISCONSIN 13-9, 6-6

No.	NAME	TOT-FG		3-PT		REBOUNDS		PF	TP	A TO BLK	S MIN
		FG	FGA	FG	FGA	FT	FTA				
25	SIMS, LATONYA	f	4	10	0	0	4	6	0	4	4
30	MOORE, TAMARA	f	6	12	2	5	8	9	1	7	8
41	STOMSKI, JESSIE	c	5	11	0	0	8	10	4	8	12
14	PAULUS, KELLEY	g	1	6	0	0	2	2	0	3	3
24	PATE, DEE DEE	g	0	5	0	0	2	0	0	1	4
01	SMITH, CANDAS	g	1	1	0	0	0	0	0	0	0
32	BLACK, KYLE	g	0	4	0	0	2	2	0	0	0
43	SEEGER, KRISTI	g	0	1	0	0	0	0	0	0	0
45	BRD, KRISTA	g	0	1	0	0	0	0	0	1	1
54	KONIECZNY, MISSY	g	1	1	0	0	1	2	0	2	2
TEAM											
TOTALS		18	51	2	10	28	35	7	31	38	18

TOTAL FG% 1st Half: 0-0 .000 2nd Half: 18-51 .353 Game: .353 DEADBALL
 3-Pt. FG% 1st Half: 0-0 .000 2nd Half: 2-10 .200 Game: .200 REBOUNDS
 F Throw % 1st Half: 0-0 .000 2nd Half: 28-35 .800 Game: .800 4

HOME TEAM: UNIVERSITY OF MINNESOTA 8-15, 1-11

No.	NAME	TOT-FG		3-PT		REBOUNDS		PF	TP	A TO BLK	S MIN
		FG	FGA	FG	FGA	FT	FTA				
04	OLSON, ERIN	f	1	8	0	0	4	4	0	4	4
33	BOWEN, MONIQUE	f	6	17	1	4	2	3	2	9	11
30	PICKENS, BRANDY	c	1	5	0	0	2	3	2	5	7
11	VANDERHEYDEN, CASSIE	g	3	10	2	6	2	2	0	2	2
21	LESER, LINDSAY	g	1	3	0	2	0	0	0	0	0
10	PRINCE, KIM	g	6	10	0	0	2	3	3	2	5
15	TATE, JACKIE	g	2	5	0	0	0	0	1	2	3
54	BELL, KIM	g	0	1	0	0	0	0	0	1	1
TEAM											
TOTALS		20	59	3	12	12	15	11	29	40	23

TOTAL FG% 1st Half: 0-0 .000 2nd Half: 20-59 .339 Game: .339 DEADBALL
 3-Pt. FG% 1st Half: 0-0 .000 2nd Half: 3-12 .250 Game: .250 REBOUNDS
 F Throw % 1st Half: 0-0 .000 2nd Half: 12-15 .800 Game: .800 0

OFFICIALS: Teresa Dham, Jerry Gibbons, Jan Herke

TECHNICAL FOULS:

WISCONSIN

UNIVERSITY OF MINNESOTA

ATTENDANCE: 1,283

SCORE BY PERIODS:

WISCONSIN

UNIVERSITY OF MINNESOTA

1st	2nd	OT1	OT2	OT3	OT4	TOTAL
33	33					66
22	33					55

23

WISCONSIN 77, MICHIGAN STATE 69

FEBRUARY 13, 2000

KOHL CENTER, MADISON, WI

VISITORS: MICHIGAN STATE UNIVERSITY 16-7, 7-5

No.	NAME	TOT-FG		3-PT		REBOUNDS		PF	TP	A TO BLK	S MIN
		FG	FGA	FG	FGA	FT	FTA				
32	CUMMINGS, BECKY	f	2	4	0	0	0	2	1	5	6
52	RAMMUSSEN, KRISTEN	f	5	9	2	2	1	2	0	8	8
21	REESE, MAXANN	g	9	18	0	3	2	2	2	4	0
34	JOHNSON, DONITA	g	1	5	0	0	0	0	1	0	1
40	REESE, VNMENIA	g	2	7	0	0	0	0	0	1	3
22	PONG, CHRISTIE	g	3	6	1	2	0	0	0	0	0
23	RECKER, MARIA	g	0	0	0	0	0	0	0	0	0
25	SALSCHIEDER, ABBY	g	7	9	0	0	1	2	4	0	4
45	SHELLY, ERIN	g	2	4	0	0	0	0	1	3	4
TEAM											
TOTALS		31	62	3	7	4	8	10	20	30	13

TOTAL FG% 1st Half: 17-34 .500 2nd Half: 14-28 .500 Game: .500 DEADBALL
 3-Pt. FG% 1st Half: 3-6 .500 2nd Half: 0-1 .000 Game: .429 REBOUNDS
 F Throw % 1st Half: 0-0 .000 2nd Half: 4-8 .500 Game: .500 3

HOME TEAM: WISCONSIN 14-9, 7-6

No.	NAME	TOT-FG		3-PT		REBOUNDS		PF	TP	A TO BLK	S MIN
		FG	FGA	FG	FGA	FT	FTA				
25	SIMS, LATONYA	f	7	12	0	0	3	4	1	3	4
41	STOMSKI, JESSIE	f	7	13	0	0	4	5	9	4	18
14	PAULUS, KELLEY	g	2	7	0	2	1	1	1	2	1
24	PATE, DEE DEE	g	4	6	1	2	0	1	0	4	0
30	MOORE, TAMARA	g	4	6	0	1	4	6	1	12	0
01	SMITH, CANDAS	g	0	0	0	0	0	0	0	0	0
22	HEPPE, LEAH	g	1	1	1	0	0	0	0	0	0
32	BLACK, KYLE	g	4	5	3	3	0	0	2	2	0
43	SEEGER, KRISTI	g	1	3	0	0	0	0	2	2	0
54	KONIECZNY, MISSY	g	0	0	0	0	0	0	0	0	0
TEAM											
TOTALS		30	53	5	9	12	17	7	22	29	8

TOTAL FG% 1st Half: 15-26 .577 2nd Half: 15-27 .556 Game: .566 DEADBALL
 3-Pt. FG% 1st Half: 4-7 .571 2nd Half: 1-2 .500 Game: .556 REBOUNDS
 F Throw % 1st Half: 6-8 .750 2nd Half: 6-9 .667 Game: .706 1

OFFICIALS: Bill Stokes, Judy Schneider, Carol Comanita

TECHNICAL FOULS:

MICHIGAN STATE UNIVERSITY

WISCONSIN

ATTENDANCE: 10,227

SCORE BY PERIODS:

MICHIGAN STATE UNIVERSITY

WISCONSIN

1st	2nd	OT1	OT2	OT3	OT4	TOTAL
37	32					69
40	37					77

24

WISCONSIN 73, MICHIGAN 78

FEBRUARY 17, 2000

CRISLER ARENA, ANN ARBOR, MI

VISITORS: WISCONSIN (14-10, 7-7)

No.	NAME	TOT-FG		3-PT		REBOUNDS		PF	TP	A TO BLK	S MIN
		FG	FGA	FG	FGA	FT	FTA				
14	PAULUS, KELLEY	f	6	12	2	2	6	8	1	2	3
25	SIMS, LATONYA	f	6	14	0	2	5	8	4	5	9
41	STOMSKI, JESSIE	c	6	14	1	1	3	3	4	5	9
24	PATE, DEE DEE	g	0	1	0	0	0	0	0	1	1
30	MOORE, TAMARA	g	5	10	1	4	0	0	2	3	5
01	SMITH, CANDAS	g	1	2	1	2	0	0	0	0	0
32	BLACK, KYLE	g	1	2	0	1	0	0	0	1	0
43	SEEGER, KRISTI	g	1	1	0	0	0	0	0	0	0
45	BRD, KRISTA	g	1	4	0	0	0	0	0	0	0
54	KONIECZNY, MISSY	g	1	1	0	0	0	0	0	1	1
TEAM											
TOTALS		27	61	5	12	14	19	12	21	33	16

TOTAL FG% 1st Half: 0-0 .000 2nd Half: 27-61 .443 Game: .443 DEADBALL
 3-Pt. FG% 1st Half: 0-0 .000 2nd Half: 5-12 .417 Game: .417 REBOUNDS
 F Throw % 1st Half: 0-0 .000 2nd Half: 14-19 .737 Game: .737 2

HOME TEAM: UNIVERSITY OF MICHIGAN (18-6, 10-3)

No.	NAME
-----	------

25

WISCONSIN 76, INDIANA 61 FEBRUARY 20, 2000 KOHL CENTER, MADISON, WI

VISITORS: INDIANA UNIVERSITY 9-16, 4-10

No.	NAME	TOT-FG		3-PT		REBOUNDS		PF	TP	A	TO	BLK	S	MIN
		FG	FGA	FG	FGA	FT	FTA							
24	HARTMAN, JILL	f	1	5	0	1	4	4	1	0	1	1	6	1 4 0 0 32
42	CHAPMAN, JILL	f	7	13	0	0	0	3	8	11	3	14	2	4 0 1 1 40
04	CASSADY, HEATHER	g	4	11	1	4	5	1	0	1	1	14	3	5 0 3 40
21	ALTING, RAINY	g	4	9	3	4	4	6	1	1	2	4	15	2 1 0 3 40
40	JONES, TARA	g	3	9	0	4	1	2	3	3	6	1	7	2 4 1 1 29
44	HONEGGER, RACHAEL	2	4	1	2	0	0	0	2	2	4	5	1	6 0 3 16
45	CHRISTENSEN, ERIKA	0	0	0	0	0	0	0	0	0	0	0	2	0 0 0 0 2
54	GATHEING, JAMIE	0	0	0	0	0	0	0	0	0	0	0	1	0 0 0 0 1
TEAM														0 1 1
TOTALS		21	51	5	15	14	21	9	15	24	17	61	11	24 1 11 200

TOTAL FG% 1st Half: 9-24 .375 2nd Half: 12-27 .444 Game: .412 DEADBALL
3-Pt. FG% 1st Half: 3-9 .333 2nd Half: 2-6 .333 Game: .333 REBOUNDS
F Throw % 1st Half: 4-6 .667 2nd Half: 10-15 .667 Game: .667 2, 3

HOME TEAM: WISCONSIN 15-10, 8-7

No.	NAME	TOT-FG		3-PT		REBOUNDS		PF	TP	A	TO	BLK	S	MIN
		FG	FGA	FG	FGA	FT	FTA							
25	SIMS, LATONYA	f	7	13	0	3	6	9	2	8	10	2	20	1 2 0 1 33
30	MOORE, TAMARA	f	0	6	0	2	2	2	1	3	2	2	4	7 1 3 23
41	STOMSKI, JESSIE	c	2	3	0	0	5	8	1	6	7	1	9	2 2 0 4 24
14	PAULUS, KELLEY	g	10	15	5	8	4	4	2	4	6	1	29	3 5 1 2 32
24	PATE, DEE DEE	g	2	5	1	3	0	0	3	1	4	2	5	2 4 0 3 24
01	SMITH, CANDAS	1	2	0	0	0	0	0	1	0	1	3	2	1 2 0 1 10
22	HEFTE, LEAH	1	2	1	1	0	0	0	0	0	0	0	3	0 0 0 1 4
32	BLACK, KYLE	2	3	0	1	0	0	0	1	1	1	4	0	1 0 0 13
43	SEESER, KRISTI	0	2	0	1	0	0	1	3	4	0	0	2	0 0 0 10
45	BIRD, KRISTA	0	0	0	0	0	0	0	2	2	1	0	1	0 1 0 7
52	JIROVEC, SARAH	0	0	0	0	0	0	0	0	0	0	0	0	0 0 0 0 6
54	KONIECZNY, MISSY	1	2	0	0	0	1	1	0	1	1	2	0	1 0 0 14
TEAM														0 0 0
TOTALS		26	53	7	19	17	24	13	26	39	14	76	14	27 3 15 200

TOTAL FG% 1st Half: 12-28 .429 2nd Half: 14-25 .560 Game: .491 DEADBALL
3-Pt. FG% 1st Half: 4-12 .333 2nd Half: 3-7 .429 Game: .368 REBOUNDS
F Throw % 1st Half: 0-5 .000 2nd Half: 17-19 .895 Game: .708 3

OFFICIALS: Dave Stewart, Bernie Baribeau, Dennis DeMayo

TECHNICAL FOULS:

INDIANA UNIVERSITY

WISCONSIN

ATTENDANCE: 9,133

SCORE BY PERIODS:

INDIANA UNIVERSITY

WISCONSIN

	1st	2nd	OT1	OT2	OT3	OT4	TOTAL
INDIANA UNIVERSITY	25	36					61
WISCONSIN	28	48					76

27

WISCONSIN 56, MINNESOTA 49 MARCH 2, 2000 BIG TEN CHAMPIONSHIPS, INDIANAPOLIS, IN

VISITORS: UNIVERSITY OF MINNESOTA (10-18)

No.	NAME	TOT-FG		3-PT		REBOUNDS		PF	TP	A	TO	BLK	S	MIN
		FG	FGA	FG	FGA	FT	FTA							
04	OLSON, ERIN	*	6	14	0	0	6	8	2	6	8	3	18	4 4 1 2 40
05	HARRIS, BRANDI	*	2	5	0	3	0	0	1	1	2	2	4	1 2 0 0 24
11	VANDERHEYDEN, CASSIE	*	3	13	1	8	2	2	1	4	5	1	9	0 5 0 3 39
30	PICKENS, BRANDY	*	2	6	0	0	1	2	0	7	7	5	0	3 0 0 30
33	BOWDEN, MONEEKE	*	0	4	0	2	3	4	2	1	3	3	3	0 0 0 1 13
10	PRINCE, KIM	5	12	0	0	0	0	2	4	3	7	4	10	0 2 1 1 31
21	LIESER, LINDSAY	0	2	0	2	0	0	1	2	3	0	0	1	2 0 0 11
54	BELL, KIM	0	1	0	0	0	0	0	2	2	4	0	0	1 1 0 12
TEAM														5 1 6
TOTALS		18	57	1	15	12	18	16	27	43	22	49	6	19 3 7 200

TOTAL FG% 1st Half: 0-0 .000 2nd Half: 18-37 .316 Game: .316 DEADBALL
3-Pt. FG% 1st Half: 0-0 .000 2nd Half: 1-15 .067 Game: .067 REBOUNDS
F Throw % 1st Half: 0-0 .000 2nd Half: 12-18 .667 Game: .667 4

HOME TEAM: WISCONSIN (16-11)

No.	NAME	TOT-FG		3-PT		REBOUNDS		PF	TP	A	TO	BLK	S	MIN
		FG	FGA	FG	FGA	FT	FTA							
14	PAULUS, KELLEY	*	1	8	0	4	0	1	2	3	5	3	2	1 2 0 1 21
24	PATE, DEE DEE	*	1	5	0	1	0	0	2	2	4	2	2	1 0 0 3 24
25	SIMS, LATONYA	*	3	7	0	2	4	6	2	2	4	5	10	3 5 2 0 25
30	MOORE, TAMARA	*	3	9	3	7	1	2	0	4	4	3	10	2 5 2 2 32
41	STOMSKI, JESSIE	*	3	10	0	0	4	5	2	4	6	2	10	1 1 1 4 32
01	SMITH, CANDAS	0	0	0	0	0	0	0	0	0	0	0	0	0 0 0 0 3
22	HEFTE, LEAH	0	1	0	1	1	2	1	0	1	0	1	2	0 0 0 0 6
32	BLACK, KYLE	3	9	0	6	0	1	2	2	4	0	6	1	0 0 0 20
43	SEESER, KRISTI	0	1	0	0	0	0	0	0	0	0	0	0	0 0 0 1 4
45	BIRD, KRISTA	2	3	0	0	0	0	0	2	2	0	4	0	2 0 0 11
54	KONIECZNY, MISSY	0	0	0	0	2	2	0	0	0	1	2	0	0 0 0 1 2
55	SMITH, NINA	4	6	0	0	1	2	3	3	6	3	9	1	3 0 0 20
TEAM														3 3 6
TOTALS		20	59	3	21	13	21	17	25	42	19	56	12	19 5 12 200

TOTAL FG% 1st Half: 0-0 .000 2nd Half: 20-39 .333 Game: .339 DEADBALL
3-Pt. FG% 1st Half: 0-0 .000 2nd Half: 3-21 .143 Game: .143 REBOUNDS
F Throw % 1st Half: 0-0 .000 2nd Half: 13-21 .619 Game: .619 3

OFFICIALS: Bill Stokes, Terry Dahlem, Dave Stewart

TECHNICAL FOULS:

UNIVERSITY OF MINNESOTA

WISCONSIN

ATTENDANCE:

SCORE BY PERIODS:

UNIVERSITY OF MINNESOTA

WISCONSIN

	1st	2nd	OT1	OT2	OT3	OT4	TOTAL
UNIVERSITY OF MINNESOTA	24	25					49
WISCONSIN	26	30					56

26

WISCONSIN 78, UNIVERSITY OF ILLINOIS 87 FEBRUARY 24, 2000 ASSEMBLY HALL, CHAMPAIGN, IL

VISITORS: WISCONSIN 15-11, 8-8

No.	NAME	TOT-FG		3-PT		REBOUNDS		PF	TP	A	TO	BLK	S	MIN
		FG	FGA	FG	FGA	FT	FTA							
25	SIMS, LATONYA	f	8	12	0	0	3	3	2	3	5	1	19	1 0 2 2 36
30	MOORE, TAMARA	f	7	11	1	1	2	3	0	5	5	2	17	6 3 1 1 32
41	STOMSKI, JESSIE	c	4	10	0	1	3	5	1	3	4	4	11	3 3 0 0 32
14	PAULUS, KELLEY	g	5	15	0	3	5	6	1	4	5	4	15	1 0 0 1 29
24	PATE, DEE DEE	g	0	2	0	1	1	2	0	0	0	1	1	3 3 0 1 17
01	SMITH, CANDAS	0	1	0	0	0	2	2	0	0	0	0	1	2 1 1 0 2 9
22	HEFTE, LEAH	3	3	2	2	0	0	0	0	1	1	0	8	0 0 0 2 9
32	BLACK, KYLE	0	2	0	2	0	0	0	0	0	0	0	1	0 1 0 0 18
43	SEESER, KRISTI	1	2	0	0	1	2	1	0	1	0	3	0	0 0 0 12
45	BIRD, KRISTA	1	1	0	0	0	0	0	0	0	0	1	2	0 0 0 0 3
52	JIROVEC, SARAH	0	0	0	0	0	0	0	0	0	0	0	1	0 0 0 0 1
54	KONIECZNY, MISSY	0	0	0	0	0	0	0	0	2	2	0	0	0 0 0 0 2
TEAM														1 2 3
TOTALS		29	59	3	10	17	23	6	20	26	16	78	16	10 3 9 200

TOTAL FG% 1st Half: 0-0 .000 2nd Half: 29-59 .492 Game: .492 DEADBALL
3-Pt. FG% 1st Half: 0-0 .000 2nd Half: 3-10 .300 Game: .300 REBOUNDS
F Throw % 1st Half: 0-0 .000 2nd Half: 17-23 .739 Game: .739 3, 1

HOME TEAM: UNIVERSITY OF ILLINOIS 20-9, 10-5

No.	NAME	TOT-FG		3-PT		REBOUNDS								PF	TP	A	TO	BLK	S	MIN
		FG	FGA	FG	FGA	FT	FTA	OF	DE	TOT										
00	MARTIN, KYLIE	f	0	2	0	0	0	1	1	2	0	0	0	1	0	0	0	0	21	
33	BLAUSSER, SUSAN	f	9	11	0	0	12	14	3	6	9	4	30	2	1	1	3	40		
12	CATCHINGS, TAUJA	c	8	18	1	1	2	4	5	9	3	18	6	2	1	0	31			
10	CURTIN, ALLISON	g	7	19	3	5	2	5	8	4	12	2	19	2	5	1	1	37		
23	PARKER, MELISSA	g	0	0	0	0	0	0	0	0	0	0	0	0	0	0	0	1		
04	HUNTER, SEAVONNA	3	10	1	3	0	0	0	2	4	2	7	3	4	0	0	0	32		
22	WILKNER, KRISTI	1	4	1	3	2	2	0	1	1	5	1	1	0	1	0	15			
24	FAULCON, HOLLY	0	0	0	0	0	0	1	1	2	0	0	0	0	0	0	1			
52	VANA, DAWN	3	6	0	0	2	2	3	5	2	8	4	1	0	1	1	22			
TEAM		1 3 4																		
TOTALS		31	70	6	12	19	25	22	26	48	14	87	18	15	3	5	200			

29

WISCONSIN 83, FAIRFIELD UNIVERSITY 46

MARCH 15, 2000

WNIT - KOHL CENTER, MADISON, WI

VISITORS: FAIRFIELD UNIVERSITY 25-8

No.	NAME	TOT-FG		3-PT		REBOUNDS						PF	TP	A TO	BLK	S MIN	
		FG	FGA	FG	FGA	FT	FTA	DE	TOT								
04	Isidora, Schrene	f	2	9	0	0	0	1	2	1	3	0	4	1	1	0	25
15	Thorn, Allison	f	3	12	0	0	0	0	4	1	5	4	6	1	1	1	22
35	Stumpf, Gall	c	2	10	0	0	3	3	7	10	4	7	1	5	1	1	27
23	Light, Megan	g	3	9	1	2	1	1	3	2	5	2	8	2	4	0	18
42	Tepley, Holli	g	2	9	0	4	0	0	1	5	6	4	4	3	3	0	130
00	Light, Molly Anne	0	2	0	0	0	0	0	0	0	0	0	0	0	0	0	4
21	Dewalt, Kelsie	1	4	0	0	2	4	2	1	3	3	4	0	0	0	0	9
21	Friel, Sara	0	1	0	1	0	0	0	0	0	0	0	0	0	0	0	5
22	Briscoe, Stacy	1	4	0	1	1	2	1	1	2	1	3	1	1	0	1	20
30	Schiano, Alaina	1	3	0	0	2	2	1	2	3	1	4	1	3	0	1	18
32	Rinaldo, Ashley	3	7	0	0	0	1	2	2	4	1	6	1	3	1	2	17
33	Burford, Amy	0	0	0	0	0	0	0	0	0	0	0	0	2	0	0	5
TEAM										0	2						
TOTALS		18	70	1	8	9	14	19	24	43	20	46	11	23	3	10	200

TOTAL FG% 1st Half: 8-33 .242 2nd Half: 10-37 .270 Game: .257 DEADBALL
 3-PT. FG% 1st Half: 0-4 .000 2nd Half: 1-4 .250 Game: .125 REBOUNDS
 F Throw % 1st Half: 3-4 .750 2nd Half: 6-10 .600 Game: .643 1

HOME TEAM: WISCONSIN 17-12

No.	N A M E	TOT-FG		3-PT		REBOUNDS							A	TO	BLK	S	MIN
		FG	FGA	FG	FGA	FT	FTA	OF	DE	TO	PF	TP					
25	SIMS, LATONYA	5	9	2	3	1	2	0	7	7	2	13	4	0	0	1	23
41	STOMSKI, JESSIE	4	6	0	0	5	6	2	2	4	0	13	2	0	2	0	20
55	SMITH, NINA	3	8	0	0	4	5	0	5	5	2	10	2	5	2	0	22
24	PATE, DEE DEE	4	6	0	0	0	0	1	2	3	1	8	4	2	0	2	20
30	MOORE, TAMARA	2	9	0	4	3	4	1	2	3	1	7	4	1	1	2	18
01	SMITH, CANDAS	0	2	0	1	0	0	1	0	1	4	0	1	2	0	1	16
03	KLONGLAND, RACHEL	0	1	0	1	0	0	0	0	0	0	0	0	1	0	0	5
11	EBELING, JUDY	0	1	0	0	0	0	0	0	0	0	0	0	1	0	0	5
22	HEFFE, LEAH	1	6	2	5	4	4	0	1	1	1	12	2	2	0	0	18
32	BLACK, KYLE	1	2	1	2	0	0	2	2	4	1	3	0	3	0	2	19
43	SEGER, KRISTI	3	4	1	1	0	1	3	3	6	0	7	0	0	0	1	16
45	BIRD, KRISTA	2	4	0	0	3	3	1	5	6	1	7	1	2	0	0	13
52	JIROVEC, SARAH	1	2	0	0	1	2	1	0	1	0	3	0	0	0	0	5
TEAM		1 5 6															
TOTALS		28	60	6	17	21	27	13	34	47	13	83	20	19	5	10	200

TOTAL FG% 1st Half: 15-32 .469 2nd Half: 13-28 .464 Game: .467 DEADBALL
 3-PT. FG% 1st Half: 3-11 .273 2nd Half: 3-6 .500 Game: .353 REBOUNDS
 F Throw % 1st Half: 11-15 .733 2nd Half: 10-12 .833 Game: .778 1, 3

OFFICIALS: Jan Herke, Bernie Barribeau, Mark Braden

TECHNICAL FOULS:

FAIRFIELD UNIVERSITY

WISCONSIN

ATTENDANCE: 2,355

SCORE BY PERIODS:

FAIRFIELD UNIVERSITY

WISCONSIN

1st 2nd OT1 OT2 OT3 OT4 TOTAL

19 27 46

44 39 83

83

31

WISCONSIN 77, MICHIGAN STATE 45

MARCH 22, 2000

WNIT - KOHL CENTER, MADISON, WI

VISITORS: MICHIGAN STATE UNIVERSITY 19-12

VISITORS: MICHIGAN STATE UNIVERSITY																		
No.	NAME	TOT-FG		3-PT		REBOUNDS								PF	TP	A TO	BLK	S MIN
		FG	FGA	FG	FGA	FT	FTA	OF	DE	TOT								
32	CUMMINGS, BECKY	4	6	0	0	2	3	2	4	6	2	10	0	3	0	0	30	
52	RASMUSSEN, KRISTEN	4	12	0	0	0	0	2	2	4	1	8	1	2	0	1	26	
21	RESE, MAXANN	4	8	2	5	0	0	1	1	2	4	10	4	2	0	3	28	
34	JOHNSON, DONITA	1	2	0	0	0	0	2	2	2	2	5	0	0	0	0	21	
40	RESE, VNEIMIA	2	8	0	0	1	2	0	2	2	3	5	2	5	0	1	28	
11	BLAZEK, JILL	0	0	0	0	0	0	0	0	0	1	0	0	1	0	0	3	
15	GALLIER, JENNIFER	2	5	0	0	0	1	1	2	3	2	4	0	0	0	0	12	
22	PUNG, CHRISTIE	1	1	0	0	0	0	0	1	1	1	2	0	1	0	0	12	
32	RECKER, MARIA	0	2	0	1	0	0	0	0	0	0	0	1	4	0	0	10	
25	SALSCHIEDER, ABBY	2	5	0	0	0	0	1	1	2	0	4	0	2	0	1	17	
33	CHUBAK, KELLY	0	2	0	2	0	0	0	1	1	0	0	0	0	0	0	3	
45	SKELLY, ERIN	0	2	0	0	0	0	0	0	0	5	0	0	0	5	0	10	
TEAM								3		1				1				
TOTALS		20	53	2	8	3	6	10	17	27	21	45	13	21	5	6	200	

TOTAL FG% 1st Half: 10-25 .400 2nd Half: 10-28 .357 Game: .377 DEADBALL
 3-PT. FG% 1st Half: 2-4 .500 2nd Half: 3-6 .500 Game: .250 REBOUNDS
 F Throw % 1st Half: 0-0 .000 2nd Half: 3-6 .500 Game: .500 0

HOME TEAM: WISCONSIN 19-12

No.	N A M E	TOT-FG		3-PT		REBOUNDS								A	TO	BLK	S	MIN
		FG	FGA	FG	FGA	FT	FTA	DE	TO	FF	TP							
25	SIMS, LATONYA	f	11	1	1	5	10	5	11	16	0	28	2	1	1	2	34	
30	MOORE, TAMARA	f	6	10	0	2	1	2	1	6	7	3	13	3	1	4	34	
14	PAULUS, KELLEY	g	3	12	0	3	4	6	5	2	5	2	10	1	1	0	2	33
24	PATE, DEE DEE	g	3	5	0	0	2	2	3	0	3	3	8	5	2	0	0	30
32	BLACK, KYLE	g	3	8	2	6	2	2	1	1	2	0	10	3	3	0	2	34
03	KLONGLAND, RACHEL	0	1	0	1	0	0	0	0	0	0	0	0	0	0	0	0	8
43	SEGER, KRISTI	3	6	0	0	2	3	3	1	4	1	8	0	2	1	2	19	
54	KONIECZNY, MISSY	0	0	0	0	0	0	0	4	4	0	0	0	0	0	0	0	8
TOTALS			29	60	3	13	16	25	19	26	45	9	77	16	13	3	12	200

TOTAL FG% 1st Half: 16-34 .471 2nd Half: 13-26 .500 Game: .483 DEADBALL
 3-PT. FG% 1st Half: 1-7 .143 2nd Half: 2-6 .333 Game: .231 REBOUNDS
 F Throw % 1st Half: 8-13 .615 2nd Half: 8-12 .667 Game: .640 4

OFFICIALS: June Courteau, Bob Trammell, Marvin Sykes

TECHNICAL FOULS:

MICHIGAN STATE UNIVERSITY

WISCONSIN

ATTENDANCE: 3,441

SCORE BY PERIODS:

MICHIGAN STATE UNIVERSITY

WISCONSIN

1st 2nd OT1 OT2 OT3 OT4 TOTAL

22 23 45

41 36 77

77

30

WISCONSIN 82, DePAUL UNIVERSITY 76

MARCH 19, 2000

WNIT - KOHL CENTER, MADISON, WI

VISITORS: DePaul University 18-12

No.		NAME		TOT-FG		3-PT		REBOUNDS									
		FG	FGA	FG	FGA	FT	FTA	OF	DE	TOT	PF	TP	A	TO	BLK	S	MIN
24	Szumsko, Marta	0	3	0	1	0	0	0	0	0	4	0	4	2	0	1	10
44	Blakeslee, Sylvia	3	6	0	0	0	0	2	3	5	4	6	1	0	0	0	23
20	Smith, Jamie	c	4	7	0	0	0	0	1	2	3	4	8	0	3	0	28
14	Watson, Molly	3	9	2	7	0	1	1	0	1	5	8	4	2	0	1	32
34	Blankson, Candis	g	8	10	0	2	5	5	1	6	3	21	4	3	0	4	33
15	Lewis, Jamie	2	10	0	0	4	4	1	1	2	3	8	0	2	0	1	16
23	Williams, Lenae	8	18	3	7	3	3	0	2	2	3	22	1	1	1	1	24
25	Sobieszczyk, Laura	1	2	1	2	0	0	1	1	2	1	3	2	2	0	1	17
40	Novick, Jeanene	0	1	0	0	0	0	0	2	2	4	0	0	0	0	2	17
TEAM								2		1		3					
TOTALS		29	66	6	19	12	16	13	13	26	31	76	16	15	1	11	200

TOTAL FG% 1st Half: 13-30 .433 2nd Half: 16-36 .444 Game: .439 DEADBALL
 3-PT. FG% 1st Half: 2-7 .286 2nd Half: 4-12 .333 Game: .316 REBOUNDS
 F Throw % 1st Half: 8-10 .800 2nd Half: 4-6 .667 Game: .750 1

HOME TEAM: WISCONSIN 18-12

No.		N A M E	TOT-FG		3-PT	REBOUNDS													
			FG	FGA	FG	FGA	FT	FTA	DE	TOT	PF	TP	A	TO	BLK	S MIN			
25		SIMS, LATONYA	f	5	10	0	1	10	13	3	7	10	3	20	2	1	0	1	29
41		STOMSKI, JESSIE	f	3	6	1	1	11	14	2	5	7	3	18	1	5	0	1	29
55		SMITH, NINA	c	3	6	0	1	4	5	4	8	3	10	2	4	0	0	2	23
14		PAULUS, KELLEY	g	2	6	0	0	0	0	0	0	0	3	4	1	1	0	1	29
24		PATE, DEE DEE	g	1	2	0	0	0	0	0	1	1	0	2	3	0	2	2	22
01		SMITH, CANDAS	1	2	1	1	0	0	0	0	0	0	0	3	0	0	0	0	5
11		EBELING, JUDY	1	1	0	0	0	0	0	0	1	1	0	2	0	1	0	0	6
22		HEFTE, LEAH	1	1	0	0	1	2	0	0	0	0	1	3	0	2	0	0	10
30		MOORE, TAMARA	5	10	1	1	5	6	1	7	8	3	16	1	3	1	4	23	3
32		BLACK, KYLE	0	1	0	1	2	2	0	0	0	0	1	2	0	0	0	0	12
43		SEEGER, KRISTI	0	0	0	0	2	2	0	0	0	0	0	2	0	0	0	0	3
45		BIRD, KRISTA	0	0	0	0	0	0	1	2	3	0	0	0	0	1	1	6	6
TEAM											2	0	2						
TOTALS			22	45	3	6	35	44	13	27	40	17	82	9	20	2	11	200	1

VISITORS: FLORIDA 21-13																		
No.	N A M E	TOT-FG			3-PT			REBOUNDS										
		FG	FGA	FG%	FGA	FT	FTA	DE	TOT	PF	TP	A	TO	BLK	S	MIN		
43	Mobley, Naomi	f	7	16	0	0	5	6	2	11	13	3	19	1	4	2	1	35
44	Washington, Tonya	f	5	19	1	4	1	2	3	3	6	1	12	1	1	0	1	36
04	Stocks, Tamara	c	6	12	0	0	0	0	10	2	12	4	12	2	1	0	1	22
05	Bell, Tombi	g	4	9	0	0	3	5	1	0	1	4	11	4	4	0	7	34
12	Travis, Tiffany	g	7	14	1	2	3	5	3	3	6	4	18	1	3	0	0	29
11	McClain, Brandi	0	9	0	3	0	0	0	2	2	4	0	2	4	0	0	0	27
13	O'Neil, Erin	0	0	0	0	0	0	0	1	1	1	1	0	1	0	1	0	9
24	Freeman, Kelly	0	3	0	0	0	0	0	1	2	0	0	0	0	0	0	0	6
25	Cardenas, Monique	1	1	0	0	0	0	0	0	0	0	0	2	0	0	0	0	2
TEAM		3 2 5																
TOTALS		30 83 2 9 12 10 23 25 48 21 74 12 17 3 10 200																
TOTAL FG% 1st Half: 14-37		.378		2nd Half: 16-46		.348		Game: .361		DEADBALL								
3-Pt. FG% 1st Half: 1-5		.200		2nd Half: 1-4		.250		Game: .222		REBOUNDS								
F Throw % 1st Half: 1-4		.250		2nd Half: 11-14		.786		Game: .667		2								

HOME TEAM: WISCONSIN 21-12																		
No.	N A M E	TOT-FG			3-PT			REBOUNDS										
		FG	FGA	FG%	FGA	FT	FTA	DE	TOT	PF	TP	A	TO	BLK	S	MIN		
25	SIMS, LATONYA	f	4	8	0	2	1	1	0	6	6	2	9	0	4	2	1	34
30	MOORE, TAMARA	f	9	13	1	3	6	8	1	4	5	4	25	7	5	1	4	34
41	SPOMSKI, JESSIE	c	6	14	0	0	2	2	2	6	8	3	14	2	3	1	0	36
14	PAULUS, KELLEY	g	3	6	0	1	0	4	1	4	5	1	6	2	5	0	1	27
24	PATE, DEE DEE	g	2	4	0	1	0	0	1	1	2	4	4	2	3	0	1	22
01	SMITH, CANDAS	0	1	0	0	0	0	0	0	0	0	0	1	0	1	0	0	6
32	BLACK, KYLE	0	2	0	1	1	2	1	2	3	0	1	2	0	0	0	1	14
43	SEISGER, KRISTI	0	0	0	0	0	0	0	1	1	0	0	0	0	1	0	0	1
55	SMITH, NINA	0	14	0	1	0	2	2	10	12	3	16	0	3	3	0	2	26
TEAM		2 0 2																
TOTALS		32 62 1 9 10 19 10 34 44 18 75 16 24 7 8 200																
TOTAL FG% 1st Half: 16-35		.457		2nd Half: 16-27		.593		Game: .516		DEADBALL								
3-Pt. FG% 1st Half: 1-6		.167		2nd Half: 0-3		.000		Game: .111		REBOUNDS								
F Throw % 1st Half: 7-7		1.000		2nd Half: 3-12		.250		Game: .526		4								

OFFICIALS: Ernest Solis, Eddie Miller, Dave Stewart																		
TECHNICAL FOULS:																		
FLORIDA		- none																
WISCONSIN		- none																
ATTENDANCE: 13,006																		
SCORE BY PERIODS:																		
		1st	2nd	OT1	OT2	OT3	OT4	TOTAL										
FLORIDA		30	44								74							
WISCONSIN		40	35								75							

RECORD ATTENDANCE

- ★ Wisconsin has led the Big Ten in cumulative attendance four years and ranked third in the nation in total attendance three of the last four years
- ★ Wisconsin set school and conference marks in 1998 averaging 10,455 overall. The Badgers set a league record with 12,274 attending Big Ten games and set a then-single game conference mark of 16,329



BadgerBall Highlights

ATHLETIC SUCCESS

In the last six years, BadgerBall has achieved unprecedented success:

- ★ six-straight winning seasons for the first time in school history
- ★ appeared in the post season five times including three NCAA tournaments
- ★ won the WNIT title in 2000, and was the runnerup champion in 1999
- ★ 15 all-Big Ten athletic honorees
- ★ two Big Ten Freshmen of the Year
- ★ one Big Ten Coach of the Year honor
- ★ one WBCA District Coach of the Year honor
- ★ two WBCA District all-Americans
- ★ tied the record for most wins in program history three times (21)
- ★ four 20-win seasons in the past six years
- ★ record attendance and ticket sales



ACADEMIC EXCELLENCE

- ★ Since the award was initiated in 1986, Wisconsin has garnered 45 Academic all-Big Ten honors
- ★ The Badgers have had two or more Academic all-Big Ten honorees every year Jane Albright has been at Wisconsin (1994-present)
- ★ The Badgers rank second overall among all Big Ten institutions in most Big Ten academic basketball honorees

UW Team History and Highlights

Wisconsin's History in National Post-Season Tournaments

1999-00	WNIT Championship (5-0) Champions Coach Jane Albright
March 29, 2000	Finals—Beat Florida 75-74 Madison, WI
1998-99	WNIT Championship (4-1) Runnerup Champions Coach Jane Albright-Dieterle
March 23, 1999	Finals—Lost to Arkansas 64-67 Fayetteville, AR
1997-98	NCAA Championship (0-1) West Region (#6 seed-64 teams) Coach Jane Albright-Dieterle
March 14, 1998	1st round—Lost to Virginia Tech 64-75 Gainesville, FL
1995-96	NCAA Championship (1-1) Midwest Region (#6 seed-64 teams) Coach Jane Albright-Dieterle
March 15, 1996	1st round—Beat Oregon 74-60 Nashville, TN
March 17, 1996	2nd round—Lost to Vanderbilt 94-82 Nashville, TN
1994-95	NCAA Championship (1-1) Midwest Region (#10 seed-64 teams) Coach Jane Albright-Dieterle
March 16, 1995	1st round—Beat Kansas 73-72 Lubbock, TX
March 18, 1995	2nd round—Lost to Texas Tech 65-88 Lubbock, TX
1991-92	NCAA Championship (0-1) West Region (#6 seed-48 teams) Coach Mary Murphy
March 18, 1992	1st round—Lost to Montana 74-85 Madison, WI
1981-82	AAIAW Championship (1-1) Coach Edwina Qualls
March 11-13, 1982	AAIAW Regional Champions (Sweet16 teams to qualify for Natls.)
March 21, 1982	1st round—Beat Colorado 60-59 Austin, TX
March 23, 1982	2nd round—Quarterfinals Lost to Texas 61-73, Austin, TX

WISCONSIN'S NCAA TOURNAMENT RECORD: 2-4

First Round: 2-2
Second Round: 0-2

Jane Albright's NCAA record while at Wisconsin is: 2-3;
her career NCAA record is 4-7 overall, and 10-3 in the WNIT


Wisconsin Wins Over Nationally-Ranked Opponents

11/21/99	W	92-85 OT	Nebraska (24th)
11/20/98	W	103-90	SANTA BARBARA (22nd)
2/20/98	W	73-69	ILLINOIS (9th)
1/11/98	W	80-66	W. KENTUCKY (19th)
1/4/98	W	74-64 OT	at Georgia (17th)
11/12/97	W	90-82	STANFORD (4th) (win over highest ranked opponent)
12/27/96	W	83-77	PENN STATE (15th)
12/9/96	W	81-69	at Notre Dame (10th) (win over highest ranked opponent on the road)
2/2/96	W	69-68	at Northwestern (23rd)
1/28/96	W	87-69	vs. PENN STATE (10th)
1/26/96	W	98-95 OT	vs. Purdue (21st)
3/16/95	W	73-72	vs. Kansas (23rd) (at Lubbock, TX, NCAA Midwest Subregional)
1/8/95	W	76-69	vs. OHIO STATE (22nd)
1/28/94	W	99-73	at Ohio State (17th)
2/21/92	W	80-69	vs. PURDUE (9th)
2/7/92	W	74-58	vs. IOWA (5th)
1/31/92	W	91-89	vs. NORTHWESTERN (22nd)
11/29/91	W	70-63	vs. Auburn (11th) (at Salt Lake City, Utah's Rainbo Classic)
2/10/91	W	78-75	vs. MICHIGAN ST (23rd)
1/2/91	W	78-67	vs. IOWA (15th)
2/27/89	W	81-67	vs. PURDUE (11th)

Games at home indicated by CAPS



A game-winning basket at the buzzer by Sharon Johnson allowed the Badger team to advance to its first-ever second round in the 1995 NCAA championship in Lubbock, Texas.



Wisconsin in Big Ten Openers

(Record 7-11 since 1982)

12/30/99	L	58-83	PURDUE (13th-ranked)
12/28/98	W	70-59	MINNESOTA
12/28/97	L	71-86	at Penn State
12/27/96	W	83-77	PENN STATE (15th-ranked)
12/27/95	W	89-48	MICHIGAN
12/28/94	W	85-71	at Michigan
1/7/94	L	67-74	IOWA (2nd-ranked)
1/8/93	L	39-65	at Iowa (5th-ranked)
1/10/92	L	52-77	at Indiana
1/2/91	W	78-67	IOWA (5th ranked)
1/5/90	L	80-92	INDIANA
1/6/89	L	55-73	at Indiana
1/8/88	L	59-79	IOWA (1st-ranked)
1/2/87	L	44-83	IOWA (14th-ranked)
1/5/86	L	64-68	at Northwestern
1/6/85	L	58-76	NORTHWESTERN
1/6/84	W	92-62	PURDUE
1/7/83	W	58-55	at Purdue

Wisconsin's Century Games

(Record 14-4)

1998-99	11/20 vs. UC-Santa Barbara, 103-90	W
	3/14 vs. Siena NIT, 107-85	W
1996-97	11/30 at UC-Santa Barbara, 100-95	W
	2/11 vs. Cleveland State, 103-64	W
1993-94	12/9 vs. UW-Milwaukee, 108-58	W
	12/13 at UI-Chicago, 101-72	W
	1/23 vs. Northwestern, 85-103	L
1992-93	2/19 vs. Northwestern, 90-103	L
1991-92	12/13 vs. W. Illinois, 112-69	W
1990-91	12/9 at Creighton, 101-93	W
	1/6 vs. Minnesota, 102-77	W
	2/1 at Indiana, 86-103	L
	2/8 vs. Michigan, 101-88	W
1987-88	12/4 at Florida State, 67-100	L
1982-83	12/5 vs. Bradley, 123-79	W**
1978-79	12/13 vs. UW-Milwaukee, 115-50	W
1977-78	12/14 vs. DePaul, 106-55	W
	1/17 vs. Northern Illinois, 100-42	W

** 123 is the UW women's school record for most points

% 115-50 (65 difference) is the UW women's record for largest winning margin

Wisconsin's History in the Polls

WISCONSIN ALL-TIME IN THE POLLS				3/8	NR	21-9	24th	1/29	10th	16-2	12th
AP Rec. USA				3/31	NR	21-10	NR	2/5	8th	18-2	11th
1999-00 (1 week)				1996-97 (13 weeks)				1994-95 (2 weeks)			
11/22	25th	2-0	NR	11/12	22nd	0-0	19th	1/9	24th	11-2	23rd
				11/19	23rd	1-0	20th	1/17	NR	11-3	25th
				11/25	23rd	3-0	19th	1/23	NR	13-3	22nd
1998-99 (4 weeks)				12/3	23rd	5-0	18th	1/30	NR	13-5	23rd
11/9	--	0-0	23rd	12/9	19th	7-0	13th	2/6	25th	15-5	21st
11/16	25th	1-0	23rd	12/16	18th	7-1	13th	2/13	NR	16-6	24th
11/23	23rd	2-0	20th	12/23	16th	7-1	12th	2/20	NR	18-6	24th
12/4	--	4-1	21st	12/30	20th	8-2	13th				
1997-98 (16 weeks)				1/6	17th	10-2	11th				
11/12	T25th	0-0	NR	1/13	20th	10-3	14th				
11/19	NR	0-0	NR	1/20	16th	12-3	14th				
11/24	23rd	1-0	23rd	1/27	16th	14-3	10th				
12/1	19th	4-0	19th	2/4	23rd	14-5	16th				
12/8	17th	5-0	15th	2/10	NR	14-7	22nd				
12/15	9th	7-0	10th	2/17	NR	16-8	NR				
12/22	8th	9-1	8th	1995-96 (18 weeks)				2/10	25th	14-5	NR
12/29	11th	9-2	10th	11/14	22nd	0-0	NR	2/17	24th	16-5	23rd
1/5	15th	10-2	12th	11/20	21st	0-0	NR	2/24	22nd	18-5	21st
1/12	14th	12-4	11th	11/27	20th	0-0	NR	3/3	23rd	18-6	21st
1/18	17th	13-5	15th	12/4	18th	3-1	NR	3/9	25th	19-7	NR
1/26	20th	15-6	18th	12/10	17th	5-1	NR				
2/1	16th	17-6	15th	12/17	17th	6-1	24th				
2/8	19th	17-7	19th	12/26	17th	6-1	22nd				
2/16	23rd	18-8	22nd	1/2	18th	8-1	21st				
2/23	24th	20-8	21st	1/8	17th	9-2	21st				
3/2	NR	21-9	23rd	1/15	14th	11-2	18th				
				1/22	13th	14-2	15th				

Wisconsin on the Road

The best overall road record in program history was 10-4 in 1982-83, when the program was 19-8 overall and 6-3 in Big Ten road games. Including the 1983 through 2000 seasons, the Badgers are 41-115 in Big Ten road games. Overall, the cumulative game road figure is 95-166, since 1982-83.



Wisconsin made its first national championship finals appearance in the 1999 WNIT tournament losing to Arkansas, 64-67. The Badgers won four-straight games to earn the finals berth played at a sold out Barnes Arena in Fayetteville. Wisconsin came back to win the WNIT title in 2000 with a one-point victory over Florida in Madison.


Wisconsin Honor Roll

Most Valuable Players

1999-00	Tamara Moore	So.	Minneapolis, MN
1998-99	LaTonya Sims	So.	Racine, WI
1997-98	Katie Voigt	Sr.	Woodruff, WI
1996-97	Keisha Anderson	Sr.	Racine, WI
1995-96	Barb Franke	Sr.	Cedar Falls, WI
1994-95	Barb Franke	Jr.	Cedar Falls, WI
1993-94	Barb Franke	So.	Cedar Falls, WI
1992-93	Robin Threatt	Sr.	Cedar Rapids, IA
1991-92	Robin Threatt	Jr.	Cedar Rapids, IA
1990-91	Michele Kozelka, Mynette Clark (Jr., Racine, WI) Robin Threatt, Lisa Lawrence (Sr., Milwaukee, WI)		
1989-90	Michele Kozelka	So.	Prairie du Chien, WI
1988-89	Janetta Johnson	Fr.	Ann Arbor, MI
1987-88	Lisa Bonnell	Sr.	Merrill, WI
1986-87	Lisa Bonnell	Jr.	Merrill, WI
1985-86	Lisa Bonnell	So.	Merrill, WI
1984-85	Faith Johnson and Chris Pruitt	Sr.	Minneapolis, MN Chicago, IL
1983-84	Megan Scott and Janet Huff	Sr.	Platteville, WI Milwaukee, WI
1982-83	Theresa Huff	Sr.	Milwaukee, WI
1981-82	Theresa Huff	Jr.	Milwaukee, WI
1980-81	Theresa Huff	So.	Milwaukee, WI
1979-80	Ann Hall	So.	Brownsville, WI
1978-79	Kerry Karst	Fr.	Lincoln, NE
1977-78	Pam Moore	Fr.	Madison, WI

1,000 Point Scorers

1,994—Barb Franke, 114 games, 1991-96 - Jr., 64th game, 12/15/94
 1,901—Robin Threatt, 113 games, 1988-93 - Jr., 66th game, 1/4/92
 1,879—Theresa Huff, 118 games, 1979-1983 - Jr., 66th game, 1/2/82
 1,576—Katie Voigt, 116 games, 1993-98 - Jr., 83rd game, 3/2/96
 1,543—Ann Klapperich, 113 games, 1994-98 - Jr., 77th game, 2/11/97
 1,482—Lisa Bonnell, 109 games, 1984-1988 - Sr., 86th game, 12/9/88
 1,455—Janet Huff, 118 games, 1980-84 - Sr., 96th game, 12/7/84
 1,451—LaTonya Sims, 96 games, 1997- - Jr., 66th game, 11/27/99
 1,428—Michele Kozelka, 111 games, 1988-92 - Jr., 74th game, 2/3/91
 1,399—Chris Pruitt, 114 games, 1981-85- Jr., 86th game, 3/4/84
 1,279—Keisha Anderson, 85 games, 1994-97, Sr., 68th game, 1/5/97
 1,123—Kelley Paulus, 119 games, 1996-00, Sr., 109th game, 2/10/00
 1,120—Faith Johnson, 118 games, 1980-85 - Sr., 110th game, 2/8/85
 1,057—Linda Gough, 105 games, 1977-81 - Sr., 97th game, 2/13/81
 1,017—Mynette Clark, 96 games, 1988-92 - Sr., 94th game, 3/11/92



Point guard Janet Huff formed a dangerous duo with her sister Theresa. The pair played on one of the most successful teams in school history earning a 21-13 record and national quarterfinal finish at the 1982 AIAW Championship. Huff ranks second in career assists and steals to Keisha Anderson, and was the Big Ten Medal of Honor winner in 1984 signifying proficiency in scholarship and athletics. She was also UW's first all-Big Ten first team selection in 1984.

All-Big Ten First Team Honorees



Keisha Anderson, Racine, WI
First Team 1997




Barb Franke, Cedar Falls, IA
First Team 1996



Janet Huff, Milwaukee, WI
First Team 1984



LaTonya Sims, Racine, WI
First Team 1998



Robin Threatt, Cedar Rapids, IA
First Team 1992, 1993



Katie Voigt, Woodruff, WI
First Team 1998

All-Big Ten Conference

(begun in 1984 with recognition earned by a vote of the conference coaches; a media voting panel was added in 1996; (Note: c=coaches; m=media))

Keisha Anderson	Racine, WI	First Team (mc)	1997
		Second Team (mc)	1995, '96
Lisa Bonnell	Merrill, WI	Second Team	1988
		Honorable Mention	1987
Mynette Clark	Racine, WI	Second Team	1992
Barb Franke	Cedar Falls, IA	First Team (mc)	1996
		Second Team	1994, '95
		Freshman of the Year	1992
Kay Fredrickson	Durand, WI	Freshman of the Year	1988
Janet Huff	Milwaukee, WI	First Team	1984
Janetta Johnson	Ann Arbor, MI	Honorable Mention	1989
Ann Klapperich	Fond du Lac, WI	Third Team (mc)	1997
		Second Team (m)	1998
Michelle Kozelka	Prairie du Chien, WI	Honorable Mention	1989, '90, '91, '92
Tamara Moore	Minneapolis, MN	Honorable Mention (mc)	2000
Kelley Paulus	LaCrosse, WI	All-Freshman Team	1997
Chris Pruitt	Chicago, IL	Second Team	1984
Megan Scott	Platteville, WI	Second Team	1984
LaTonya Sims	Racine, WI	Second Team (m)	2000
		Honorable Mention (c)	2000
		First Team (m)	1999
		Second Team (c)	1999
		Freshman of the Year	1998
		Honorable Mention (mc)	1998
Jessie Stomski	Oakdale, MN	Second Team (c)	2000
		Honorable Mention (m)	2000
		Freshman of the Year	1999
		Second Team (m)	1999
		Honorable Mention (c)	1999
Robin Threatt	Cedar Rapids, IA	First Team	1992, '93
		Second Team	1991
Katie Voigt	Woodruff, WI	First Team (mc)	1998

Big Ten Conference Players of the Week

(begun as a weekly honor in 1984 with recognition earned by a vote of the conference office communications staff)

Keisha Anderson	Racine, WI	Dec. 12	1996
		Feb. 5	1996
		Dec. 2	1996
Lisa Bonnell	Merrill, WI	Jan. 18	1988
Mynette Clark	Racine, WI	March 4	1991
Barb Franke	Cedar Falls, IA	Jan. 29	1996
		Jan. 9, Feb. 6	1995
Janet Huff	Milwaukee, WI	Feb. 14	1984
Janetta Johnson	Ann Arbor, MI	Dec. 12	1989
Michelle Kozelka	Prairie du Chien, WI	Feb. 28	1989
		Dec. 12, March 5	1990
Ann Klapperich	Fond du Lac, WI	Dec. 1	1997
Tamara Moore	Minneapolis, MN	Jan. 17	2000
Kelley Paulus	LaCrosse, WI	Feb. 23	1999
LaTonya Sims	Racine, WI	Nov. 23	1998
Jessie Stomski	Oakdale, MN	Nov. 21	1999
Robin Threatt	Cedar Rapids, IA	Dec. 16, Feb. 10	1992
		Dec. 14	1993

Coach of the Year Honors

Jane Albright-Dieterle	1995	Big Ten Coach of the Year
Jane Albright-Dieterle	1995	WBCA/Converse District
Mary Murphy	1992	Big Ten Coach of the Year
Mary Murphy	1992	WBCA/Converse District

WBCA/Kodak All-America

Keisha Anderson	Racine, WI	District IV 1st Team	1997
		Honorable Mention All-America	
Barb Franke	Cedar Falls, IA	District IV 1st Team	1995, '96
		Honorable Mention All-America	
Robin Threatt	Cedar Rapids, IA	District IV 1st Team	1992
		Honorable Mention All-America	

WBCA is the Women's Basketball Coaches Association national organization which votes on Kodak All-America honors. Five individuals are named in nine districts to a national ballot from which 10 players are chosen national All-Americans while the remainder receive national honorable mention status.

Parade All-Americans

Name	Hometown	Parade Honor	Played at UW
Keisha Anderson	Racine, WI	1992 Fourth Team	1994-97
Kerry Karst	Lincoln, NE	1978 Fourth Team	1978-79
Tamara Moore	Minneapolis, MN	1998 Second Team	1998-00
LaTonya Sims	Racine, WI	1997 First Team	1997-00
		1996 Fourth Team	
Nina Smith	Waterloo, IA	1999 First Team	1999-00
		1998 First Team	
		1997 Fourth Team	
Katie Voigt	Woodruff, WI	1993 Fourth Team	1993-97
Amy Wiersma	Randolph, WI	1995 Second Team	1995-99

Prestigious award recognizing the top high school athletes in the United States. Honorees are selected annually by *Parade Magazine*



LaTonya Sims accepts her 1,000-pt. game ball from Coach Jane Albright. Sims begins her senior season needing 549 points to become Wisconsin's first 2,000-pt. scorer, which would also surpass the school record of 1,994 points set by Barb Franke in 1996.

Badger Participation on Professional Basketball Teams

Name	UW Years	Country (Team)	Years Played
Keisha Anderson	1994-97	USA WNBA Washington Mystics (Colorado Xplosion ABL)	1999-00 1997-98
Theresa Huff	1979-83	Spain (Vigo)	1983-84
Barb Franke	1991-96	USA (Chicago Condors ABL) France Limoges)	1998 1996
Ann Klapperich	1994-98	Portugal (Olivais Futebol Clube)	1998
Michelle Lowman	1978-83	Sweden (Ockelbo)	1983-84
Robin Threatt	1988-93	USA WNBA (Seattle Storm)	1999-00
Katie Voigt	1993-98	Belgium (Club Boom)	1999-00



Elite Basketball Teams

Several Badger athletes have been part of special teams that have traveled abroad on USA or Big Ten tours, as well as players that have been part of the Olympic Festival experience. These players are selected from hundreds that tryout for a position on the teams. Big Ten all-star tour players are selected by each institution's coach.

Keisha Anderson	Big Ten All-Star Tour - Japan	1995
	Olympic Festival-West, San Antonio, TX	1993
Tanisha Boston	Big Ten All-Star Tour - Sweden, Denmark	1996
Barb Franke	USA Basketball Junior Select - Canada	1992
	USA Basketball Jones Cup Team - Taiwan	1994
Missy Konieczny	Big Ten All-Star Tour - Germany, Belgium	1999
Tamara Moore	Big Ten All-Star Tour - Hungary, Slovakia, Austria	2000
Dee Dee Pate	Big Ten All-Star Tour - Sweden, Denmark	1998
Kelley Paulus	Big Ten All-Star Tour - Sweden, Denmark	1998
LaTonya Sims	Big Ten All-Star Tour - Germany, Belgium	1999
	Jones Cup Tryouts	1998
Robin Threatt	USA Basketball Olympic Tryouts	1992
	Big Ten All-Star Tour - Australia	1992
Katie Voigt	Big Ten All-Star Tour - England	1994
Amy Wiersma	Big Ten All-Star Tour, Austria, Czech Republic, Slovakia	1997
Camille Williams	Big Ten All-Star Tour - Hungary	1993
Tracy Winkler	Olympic Festival - North, San Antonio, TX	1993

The entire UW women's basketball team traveled to Australia in May of 1999 and to Europe during August of 1995. Under NCAA regulations, schools are allowed to travel out of the country every four years. In Europe, the team played a four-game schedule earning a 3-1 record against national teams in England and Belgium in a 10-day tour. The Badgers were 2-2 on their 14-day tour of Australia.

Athletic Board Scholars

Athletic Board Scholars are letterwinners who have completed at least three semesters and the highest grade point in their respective sports. The honor, begun in 1986, is awarded annually by the UW Athletic Board.

Nicky Boucher	Oregon, WI	Art	1987
Kay Fredrickson	Durand, WI	Business	1989
Dolly Rademaker	Thorp, WI	Physical Therapy	1993
Emily Richter	Cottage Grove, WI	Rehabilitative Psychology	1997, '98
Shelly Rucinski	Dousman, WI	Recreation Res. Mgt.	1988
Erin Schmidt	Lodi, WI	Engr. Mechanics & Astronautics	2000
Peggy Shreve	Monroe, WI	Genetics	1990, '91, '92
Cindy Slovak	Chicago, IL	Wildlife Ecology	1986
Amy Wiersma	Randolph, WI	Social Work	1999
Tracy Winkler	Chilton, WI	Nutritional Science	1994, '95, '96

All-Big Ten Academic Team

Athletes who are letterwinners and maintain at least a 3.00 cumulative grade point average receive all-Big Ten academic recognition. Freshman and transfers are not eligible in their first year. Wisconsin has had 42 honors since it began in 1986.

Amy Bauer	Durand, WI	Business	1990, '91
Michele Burkholder	Janesville, WI	Industrial Engineering	1996, '97, '98
Karie Cattanaach	Markesan, WI	Business	1995, '96,
Judy Ebeling	Bloomington, MN	Business	1999, '00
Kay Fredrickson	Durand, WI	Business	1989, '90, '91
Kim Fredrickson	Durand, WI	Business	1989, '90, '91
Missy Konieczny	Portage, WI	Ag. Journalism	2000
Michele Kozelka	Prairie du Chien, WI	Phy. Education	1991, '92
Lisa Lawrence	Milwaukee, WI	Acct./Finance	1989, '90, '91
Dolly Rademaker	Thorp, WI	Physical Therapy	1992, '93, '94
Jenny Rhodes	Milwaukee, WI	Social Work	1997
Emily Richter	Cottage Grove, WI	Rehab Psych.	1997, '98
Stacey Riemer	Chilton, WI	Landscape Architect	1996, '97
Erin Schmidt	Lodi, WI	Engr. Mechanics & Astronautics	2000
Peggy Shreve	Monroe, WI	Genetics	1991, '92, '93
Katie Voigt	Woodruff, WI	Education	1995, '96, '98
Amy Wiersma	Randolph, WI	Social Welfare	1997, '98, '99
Tracy Winkler	Chilton, WI	Nutritional Science	1994, '95, '96
Jen Waterman	Wisconsin Dells, WI	Zoology	1991, '92, '93

GTE/CoSIDA District IV Academic All-America

Academic all-America status recognizes an athlete for excellence in athletics and academics. Athletes must have a minimum cumulative grade point average of 3.2, must be a district winner, and are then placed on a national ballot for voting on by a panel of the college sports information directors association (CoSIDA).

Kay Fredrickson	Durand, WI	Business	1989
Katie Voigt	Woodruff, WI	Mathematics	1996

Big Ten Medal of Honor

The award is given annually at each Big Ten institution to the senior male and female student-athlete demonstrating proficiency in scholarship and athletics. The Badgers have had one woman basketball athlete so honored.

Janet Huff	Milwaukee, WI	Recreation Resources Mgmt.	1984
------------	---------------	----------------------------	------

Community Service




Community Service Award

The Badger women's basketball program has received national recognition for its community service projects. The entire team has helped with such projects as building with Habitat for Humanity or dishing food at the Salvation Army soup kitchen, among many other team and individual service projects arranged by the basketball players and staff.

Coach A's philosophy is, "to whom much is given, much is expected." The Badger players assist with a variety of service projects such as visiting sick children in area hospitals, and participating in the Big Sister program.

The coaching staff annually recognizes the athlete or athletes who have shown a great interest and invested time in community service.

2000	Krista Bird
1999	Amy Wiersma
1998	Jenny Rhodes
1997	Karie Cattanaach
1996	Karie Cattanaach
1995	Karie Cattanaach
	Jenny Rhodes



Community service is an important facet of BadgerBall. Above Right: Jessie Stomski (L) Coach A and LaTonya Sims clown at the Habitat for Humanity construction site. Above Left: (L) Kristi Seeger, Tamara Moore and Leah Hefte lend a helping hand in dry wall construction.

Below: The Badgers are pictured with the famous Weiner Mobile after participating in the 'Hoops for Hope' campaign sponsored by Kraft Foods and its Oscar Mayer subsidiary. The Wisconsin team held a basketball skills clinic for local youth in Madison in conjunction with the promotion.





Letterwinners 1974-00

-A-

Andrea Adams (Milwaukee, WI): 1981-85
Debbie Ambruso (Kenosha, WI): 1979-81
Stacy Amend (Madison, WI): 1975-76
Keisha Anderson (Racine, WI): 1994-97

-B-

Amy Bauer (Durand, WI): 1988-90
Kim Bertagnoli (Madison, WI): 1974-75
Krista Bird (Owatonna, MN): 1997-00
Kyle Black (Indianapolis, IN): 1998-00
Tasha Bolton (Milwaukee, WI): 1974-75
Lisa Bonnell (Merrill, WI): 1984-88
Jean Bormett (Madison, WI): 1974-76
Tanisha Boston (Milwaukee, WI): 1995-99
Heather Bostrom (Rochester, MI): 1988-91, 1993
Nikki Boucher (Oregon, WI): 1986-87
Michele Bourne (Hillside, N.J.): 1989-90
Erin Broome (Beaver Dam, WI): 1992-93
Bev Buhr (Marion, WI): 1974-75
Michele Burkholder (Janesville, WI): 1994-97

-C-

Martha Calden (Madison, WI): 1974-77 (missed 1975-76)
Kelley Camp (West Haven, CT): 1977-79
Karie Cattanaach (Markesan, WI): 1993-97
Sally Christenson (Larsen, WI): 1974-75
Mary Chernelich (Milwaukee, WI): 1982-84
Mynette Clark (Racine, WI): 1988-92
Christine Cleary (Oconomowoc, WI): 1995-99
Kristi Condon (Brodhead, WI): 1974-767

-D-E-F-

Julia Delaney (Stratford, WI): 1986-87
Kesa Dillon (Oakland, CA): 1992-95
Margaret Drexler (Appleton, WI): 1986-87
Sheila Driver (Racine, WI): 1983-86
Judy Ebeling (Bloomington, MN): 1998-00
Gina Edmonds (West Nyack, NY): 1987-91
Nancy Fahey (Belleville, WI): 1977-81
Lizbeth Finchem (Kalamazoo, MI): 1981-82
Michelle Fischer (Flint, MI): 1983-87
Lynne Fitzgerald (Boscobel, WI): 1986-87
Barb Franke (Cedar Falls, IA): 1991-95 (missed 1992-93)
Kay Fredrickson (Durand, WI): 1987-91
Kim Fredrickson (Durand, WI): 1987-917

-G-H-

Kathy Galligan (Madison, WI): 1975-76
Linda Gough (Elgin, IL): 1977-81
Maike Grossman (Hamburg, West Germany): 1985-86
Verdell Hale (Queens, NY): 1985-88
Ann Hall (Brownsville, WI): 1978-80

Kris Hallisy (Antigo, WI): 1979-83
Jennah Hartwig (Janesville, WI): 1993-98 (missed 1994-95)
DeLinda Hastie (Washington, D.C.): 1985-88
Leah Hefte (McFarland, WI): 1999-00
Heather Henkel (Racine, WI): 1993-94
Phyllis Hogans (Milwaukee, WI): 1977-79
Maureen Holloway (Wauwatosa, WI): 1975-76
Camilla Hudson (Aurora, IL): 1983-84
Janet Huff (Milwaukee, WI): 1980-84
Theresa Huff (Milwaukee, WI): 1979-83
April Hunt (New Haven, CT): 1977-787

-I-J-K-

Sarah Jirovec (Stevens Point, WI): 1998-00
Carol Jones (Chicago, IL): 1979-81
Becky Johnson (Madison, WI): 1974-77
Faith Johnson (Minneapolis, MN): 1980-85 (missed 1983-84)
Janetta Johnson (Ann Arbor, MI): 1988-89
Sharon Johnson (Memphis, TN): 1991-95
Kari Kaiser (Dickeyville, WI): 1996-97
Kathy Kamrath (Hartland, WI): 1987-88
Kerry Karst (Lincoln, NE): 1978-79
Katie Kennedy (Waukegan, WI): 1993-94
Ann Klapperich (Fond du Lac, WI): 1994-98
Rachel Klongland (Sun Prairie, WI): 1997-00
Missy Konieczny (Portage, WI): 1996-00
Michele Kozelka (Prairie du Chien, WI): 1988-92
Lori Kroening (Wausau, WI): 1980-81
Jody Kurilla (Rhineland, WI): 1980-817

-L-M-N-

Amber Landrigan (Bridgeport, NE): 1989-93 (missed 1991-92)
Lisa Lawrence (Milwaukee, WI): 1987-91
Anne Lederer (Waukesha, WI): 1983-84
Rebecca Leet (Oostburg, WI): 1990-93
Kelly Leinfelder (Edina, MN): 1985-87
Lorraine Lorenzen (Hartland, WI): 1977-80
Michelle Lowman (New Haven, CT): 1978-83 (missed 1979-80)
Kim Martin (Demarest, N.J.): 1992-93
Ellen Mason (Glendale, WI): 1974-77
Liz McLean (Hartford, WI): 1978-80
Carmella McMullen (Cleveland, OH): 1984-85
Marsha Millhouse (Washington, D.C.): 1984-86
Pam Moore (Madison, WI): 1977-787
Tamara Moore (Minneapolis, MN): 1998-00

-O-P-Q-R-

Karen O'Malley (Madison, WI): 1985-88
Dee Dee Oestreicher (Madison, WI): 1987-88
Teena Parduhn (Madison, WI): 1975-76

Dee Dee Pate (Milwaukee, WI): 1996-00
Kelley Paulus (LaCrosse, WI): 1996-00
Vicki Prince (Flint, MI): 1984-87
Chris Pruitt (Chicago, IL): 1981-85
Joan Purcell (Madison, WI): 1974-77
Dolly Rademaker (Thorp, WI): 1990-94
Jenny Rhodes (Milwaukee, WI): 1994-98
Emily Richter (Monona Grove, WI): 1996-98
Stacy Riemer (Chilton, WI): 1993-97
Vivian Rorer (Peoria, IL): 1980-82
Carol Ross (East Troy, WI): 1975-76
Shelly Rucinski (Dousman, WI): 1986-90
Jennifer Rudigor (Winnetka, IL): 1975-767

-S-T-U-V-

Anne Saeman (Madison, WI): 1976-79
Erin Schmidt (Lodi, WI): 1999-00
Carol Scott (Madison, WI): 1976-78
Megan Scott (Platteville, WI): 1983-84
Jennifer Scotten (Vancouver, B.C., Canada): 1988-90
Kristi Seeger (Stoughton, WI): 1999-00
Peggy Shreve (Monroe, WI): 1989-93
LaTonya Sims (Racine, WI): 1997-00
Linda Sielaff (Milwaukee, WI): 1981-82
Jane Skarr (Hales Corners, WI): 1983-84
Sandy Skubal (Madison, WI): 1974-75
Cindy Slovak (Chicago, IL): 1982-86
Candas Smith (Madison, WI): 1999-00
Carolyn Smith (Eau Claire, WI): 1977-78
Nina Smith (Waterloo, IA): 1999-00
Helen Stoffel (Racine, WI): 1986-87
Jessie Stomski (Oakdale, MN): 1998-00
Linda Stuessy (Brooklyn, WI): 1982-84
Teresa Theder (Watertown, WI): 1981-85
Robin Threatt (Cedar Rapids, IA): 1988-93
Sue Tringali (Manitowoc, WI): 1975-76
Katie Voigt (Woodruff, WI): 1993-98, (missed 1996-97)
Ginny Vorwald (Bloomington, WI): 1976-80
Kari Voss (Madison, WI): 1996-977

-W-X-Y-Z-

Jen Waterman (Wisconsin Dells, WI): 1989-93
Jenni Westphal (Marinette, WI): 1994-95
Dot Whalen (Madison, WI): 1976-80
Amy Wiersma (Randolph, WI): 1995-99
Camille Williams (Waterloo, IA): 1991-95
Tracy Winkler (Chilton, WI): 1992-95
Inga Young (Alexandria, VA): 1984-87
Cathy Zorr (Oshkosh, WI): 1977-79
Anne Zuehlke (Sturgeon Bay, WI): 1976-79

Badgers By State



California

Kesa Dillon (Oakland, CA); 1992-95

Connecticut

Kelley Camp (West Haven, CT): 1977-79
April Hunt (New Haven, CT): 1977-78
Michelle Lowman (New Haven, CT): 1978-83

Illinois

Linda Gough (Elgin, IL): 1977-81
Camilla Hudson (Aurora, IL): 1983-84
Carol Jones (Chicago, IL): 1979-81 —
Chris Pruitt (Chicago, IL): 1981-85
Vivian Rorer (Peoria, IL): 1980-82
Jennifer Rudigor (Winnetka, IL): 1975-767
Cindy Slovak (Chicago, IL): 1982-86

Indiana

Kyle Black (Indianapolis, IN): 1998-00

Iowa

Barb Franke (Cedar Falls, IA): 1991-95
Nina Smith (Waterloo, IA); 1999-00
Robin Threatt (Cedar Rapids, IA); 1988-93

Michigan

Heather Bostrom (Rochester, MI); 1988-91, 1993
Lizbeth Finchem (Kalamazoo, MI): 1981-82
Michelle Fischer (Flint, MI): 1983-87
Janetta Johnson (Ann Arbor, MI): 1988-89
Vicki Prince (Flint, MI): 1984-87

Minnesota

Krista Bird (Owatonna, MN): 1997-00
Judy Ebeling (Bloomington, MN): 1998-00
Faith Johnson (Minneapolis, MN): 1980-85 (missed 1983-84)
Kelly Leinfelder (Edina, MN): 1985-87
Tamara Moore (Minneapolis, MN): 1998-00
Jessie Stomski (Oakdale, MN): 1998-00

Nebraska

Kerry Karst (Lincoln, NE): 1978-79
Amber Landrigan (Bridgeport, NE): 1989-93 (missed 1991-92)

New Jersey

Michele Bourne (Hillside, N.J.): 1989-90
Kim Martin (Demarest, N.J.): 1992-93

New York

Gina Edmonds (West Nyack, NY): 1987-91
Verdell Hale (Queens, NY): 1985-88

Ohio

Carmella McMullen (Cleveland, OH): 1984-85

Tennessee

Sharon Johnson (Memphis, TN); 1991-95

Washington, D.C.

DeLinda Hastie (Washington, D.C.): 1985-88
Marsha Millhouse (Washington, D.C.): 1984-86

Wisconsin

Andrea Adams (Milwaukee, WI): 1981-85
Debbie Ambruso (Kenosha, WI): 1979-81
Stacy Amend (Madison, WI): 1975-76
Keisha Anderson (Racine, WI): 1994-97
Amy Bauer (Durand, WI): 1988-90
Tasha Bolton (Milwaukee, WI); 1974-75
Lisa Bonnell (Merrill, WI): 1984-88
Jean Bormett (Madison, WI): 1974-76
Tanisha Boston (Milwaukee, WI): 1995-99
Kim Bertagnoli (Madison, WI); 1974-75
Nikki Boucher (Oregon, WI): 1986-87
Erin Broome (Beaver Dam, WI); 1992-93
Bev Buhr (Marion, WI): 1974-75
Michele Burkholder (Janesville, WI): 1994-977
Martha Calden (Madison, WI); 1974-77
Karie Cattanaach (Markesan, WI): 1993-97
Sally Christenson (Larsen, WI): 1974-75
Mary Chnelich (Milwaukee, WI); 1982-84
Mynette Clark (Racine, WI); 1988-92
Christine Cleary (Oconomowoc, WI): 1995-99
Kristi Condon (Brodhead, WI): 1974-767
Julia Delaney (Stratford, WI): 1986-87
Margaret Drexler (Appleton, WI): 1986-87
Sheila Driver (Racine, WI): 1983-86
Nancy Fahey (Belleville, WI): 1977-81
Lynne Fitzgerald (Boscobel, WI): 1986-87
Kay Fredrickson (Durand, WI): 1987-91
Kim Fredrickson (Durand, WI): 1987-91
Kathy Galligan (Madison, WI): 1975-76
Ann Hall (Brownsville, WI): 1978-80
Kris Hallisy (Antigo, WI): 1979-83
Jennah Hartwig (Janesville, WI): 1993-98 (missed 1994-95)
Leah Hefte (McFarland, WI); 1999-00
Heather Henkel (Racine, WI); 1993-94
Phyllis Hogans (Milwaukee, WI): 1977-79
Maureen Holloway (Wauwatosa, WI): 1975-76
Janet Huff (Milwaukee, WI): 1980-84
Theresa Huff (Milwaukee, WI): 1979-83
Sarah Jirovec (Stevens Point, WI): 1998-00
Becky Johnson (Madison, WI): 1974-77
Kari Kaiser (Dickeyville, WI): 1996-97
Kathy Kamrath (Hartland, WI): 1987-88
Katie Kennedy (Waunakee, WI): 1993-94
Ann Klapperich (Fond du Lac, WI): 1994-98
Rachel Klongland (Sun Prairie, WI); 1997-00
Missy Konieczny (Portage, WI): 1996-00
Michele Kozelka (Prairie du Chien, WI): 1988-92
Lori Kroening (Wausau, WI): 1980-81
Jody Kurilla (Rhineland, WI): 1980-817
Lisa Lawrence (Milwaukee, WI): 1987-91
Anne Lederer (Waukesha, WI): 1983-84
Rebecca Leet (Oostburg, WI): 1990-93
Lorraine Lorenzen (Hartland, WI): 1977-80
Ellen Mason (Glendale, WI): 1974-77
Liz McLean (Hartford, WI): 1978-80
Pam Moore (Madison, WI): 1977-78

Karen O'Malley (Madison, WI): 1985-88
Dee Dee Oestreicher (Madison, WI): 1987-88
Teena Parduhn (Madison, WI): 1975-76
Dee Dee Pate (Milwaukee, WI): 1996-00
Kelley Paulus (LaCrosse, WI): 1996-00
Joan Purcell (Madison, WI): 1974-77
Dolly Rademaker (Thorp, WI): 1990-94
Jenny Rhodes (Milwaukee, WI): 1994-98
Emily Richter (Monona Grove, WI): 1996-98
Stacy Riemer (Chilton, WI): 1993-97
Carol Ross (East Troy, WI): 1975-76
Shelly Rucinski (Dousman, WI): 1986-90
Anne Saeman (Madison, WI): 1976-79
Erin Schmidt (Lodi, WI); 1999-00
Carol Scott (Madison, WI): 1976-78
Megan Scott (Platteville, WI): 1983-84
Kristi Seeger (Stoughton, WI); 1999-00
Peggy Shreve (Monroe, WI): 1989-93
LaTonya Sims (Racine, WI): 1997-00
Linda Sielaff (Milwaukee, WI): 1981-82
Jane Skarr (Hales Corners, WI): 1983-84
Sandy Skubal (Madison, WI): 1974-75
Candas Smith (Madison, WI); 1999-00
Carolyn Smith (Eau Claire, WI): 1977-78
Helen Stoffel (Racine, WI): 1986-87
Linda Stuessy (Brooklyn, WI): 1982-84
Teresa Theder (Watertown, WI): 1981-85
Sue Tringali (Manitowoc, WI): 1975-76
Katie Voigt (Woodruff, WI): 1993-98
Ginny Vorwald (Bloomington, WI): 1976-80
Kari Voss (Madison, WI): 1996-977
Jen Waterman (Wisconsin Dells, WI): 1989-93
Jenni Westphal (Marinette, WI): 1994-95
Dot Whalen (Madison, WI): 1976-80
Amy Wiersma (Randolph, WI): 1995-99
Camille Williams (Waterloo, IA): 1991-95
Tracy Winkler (Chilton, WI); 1992-95
Inga Young (Alexandria, VA): 1984-87
Cathy Zorr (Oshkosh, WI): 1977-79
Anne Zuehlke (Sturgeon Bay, WI): 1976-79

Outside the U.S.

Maike Grossman (Hamburg, West Germany): 1985-86
Jennifer Scotten (Vancouver, B.C., Canada): 1988-90

All-Time Letterwinners Representation by State and Country

California 1	Ohio 1
Connecticut 3	Tennessee 1
Illinois 7	Virginia 1
Indiana 1	Washington, D.C. 2
Iowa 3	Wisconsin 89
Michigan 5	
Minnesota 6	British Columbia,
Nebraska 2	Canada 1
New Jersey 2	Germany 1
New York 2	


Wisconsin By-the-Numbers

Uniform Numbers

1	Candas Smith	1999-00
3	Rachel Klongland	1997-99
	Kesa Dillon	1992-96
	Chris Pruitt	1981-85
	Carol Scott	1976-78
4	Vicki Prince	1984-87
	Phyllis Hogans	1977-79
	Ellen Mason	1974-77
5	Stacy Riemer	1993-97
	Lorraine Lorenzen	1977-80
10	Keisha Anderson	1994-97
	Heather Bostrom	1988-93
	Lynne Fitzgerald	1986-87
	Janet Huff	1980-84
	Lori Kroening	1980-81
	Ginny Vorwald	1976-80
	Marty Calden	1974-77
11	Judy Ebeling	1998-00
	Robin Threatt	1988-93
	Kari Voss	1996-97
	Karen O'Malley	1985-88
	Kerry Karst	1978-79
	Pam Moore	1977-78
	Joan Purcell	1974-77
12	Dolly Rademaker	1990-92
	Julia Delaney	1986-87
	Carol Jones	1979-81
	Dot Whalen	1976-80
13	Verdell Hale	1985-88
	Tasha Bolton	1974-75
	Erin Schmidt	1999-00
14	Kelley Paulus	1996-00
	Sheila Driver	1983-86
	Linda Sielaff	1981-82
	Jody Kurilla	1980-81
	Kelly Camp	1977-79
	Jean Bormett	1974-76
15	Emily Richter	1996-98
	Jennifer Scotten	1988-90
	Faith Johnson	1980-85
	Liz McLean	1978-80
20	Peggy Shreve	1989-93
	Delinda Hastie	1985-88
	Anne Lederer	1983-84
	Lizbeth Finchem	1981-82
	Nancy Fahey	1977-81
	Stacy Amend	1975-76
21*	Theresa Huff	1979-83
	<i>*Huff's #21 was Retired on Dec. 21, 1983</i>	
	Anne Saeman	1976-79
22	Leah Hefte	1999-00
	Ann Klapperich	1994-98
	Dolly Rademaker	1992-94
	Mynette Clark	1988-92
	Maike Grossman	1985-86
	Vivian Rorer	1980-82
	Megan Scott	1983-84
	Anne Zuelke	1976-79
	Becky Johnson	1974-77
	Sandi Scubal	1971-74
23	Katie Kennedy	1993-94
	Kim Martin	1992-93
	Michele Bourne	1989-90
	Nikki Boucher	1986-87

	Kris Hallisy	1979-83
24	Dee Dee Pate	1996-00
	Jenni Westphal	1994-95
	Kay Fredrickson	1987-91
	Helen Stoffel	1986-87
	Cindy Slovak	1982-86
	Maureen Holloway	1975-76
25	LaTonya Sims	1997-00
	Shelly Rucinski	1986-90
	Carmella McMullen	1984-85
	Teena Parduhn	1975-76
30	Tamara Moore	1998-00
	Kim Fredrickson	1987-91
	Margaret Drexler	1986-87
	Ann Hall	1978-80
	Kim Bertagnoli	1974-75
31	Katie Voigt	1993-98
	Mary Chernelich	1982-84
	Debbie Ambruso	1979-81
	Cathy Zorr	1977-79
32	Kyle Black	1998-00
	Christine Cleary	1995-98
	Sharon Johnson	1991-95
	Kathy Kamrath	1987-88
	Andrea Adams	1981-85
	Carolyn Smith	1977-78
	Kristi Condon	1974-76
33	Tanisha Boston	1995-99
	Camille Williams	1991-95

	Gina Edmonds	1987-91
	Inga Young	1984-87
	Michelle Lowman	1978-83
	April Hunt	1977-78
	Carol Ross	1975-76
34	Karie Cattnach	1993-97
	Lisa Lawrence	1987-91
	Theresa Theder	1981-85
	Linda Gough	1977-81
35	Christine Cleary	1998-99
	Michelle Fischer	1983-87
	Kathy Galligan	1975-76
40	Jennah Burkholder-Hartwig	1993-98
	Sue Trigali	1975-76
41	Jessie Stomski	1998-00
	Amy Bauer	1988-90
42	Jenny Rhodes	1994-98
	Jen Waterman	1989-93
	Lisa Bonnell	1984-88
43	Kristi Seeger	1999-00
	Michele Burkholder	1994-98
44	Barb Franke	1991-96
	Janetta Johnson	1988-89
	Jane Skarr	1983-84
45	Krista Bird	1997-00
	Jennifer Rudiger	1975-76
50	Tracy Winkler	1992-96
	Marsha Millhouse	1884-86
51	Heather Henkel	1993-94
	Amber Landrigan	1989-93
52	Sarah Jirovec	1998-00
53	Linda Stuessy	1982-84
54	Missy Konieczny	1996-00
	Michele Kozelka	1988-92
	Kelly Leinfelder	1985-87
55	Nina Smith	1999-00
	Amy Wiersma	1995-99
	Rebecca Leet	1990-93
	Camilla Hudson	1983-84



Huff's Number 21 Retired

Theresa Huff, who played at Wisconsin from 1979-83, is the only woman player to have her jersey retired. Although only 5-11, the lithe center/forward became the school's all-time leading scorer and rebounder completing her career with 1,879 points and 1,201 rebounds.

Robin Threatt broke her 11 year-old scoring record with 1,901 points in 1993, and Barb Franke surpassed both Huff and Threatt completing her career with 1,994 points in 1996. But very few individuals will ever reach Huff's incredible 1,201 rebounding mark.

A Milwaukee native, Huff's career spanned the transition period from the AIAW to the NCAA governance. She led Wisconsin to its first post-season appearance reaching the quarter-finals of the AIAW National Championship, and she was a member of the first official Big Ten Conference team in 1981-82.

Huff distinguished herself as Wisconsin's first professional woman basketball player and was also the first American chosen to play in Spain in 1983-84. She was inducted into the University of Wisconsin Athletic Hall of Fame in 1998.

Big Ten Conference Basketball



Illinois

Indiana

Iowa

Michigan

Michigan State

Minnesota

Northwestern

Ohio State

Penn State

Purdue

Wisconsin

One of the premier athletic leagues in the nation, the Big Ten Conference is proud of its leadership in the arena of Athletics, particularly in women's athletics.

Big Ten women's athletics programs have led the nation in both women's basketball and volleyball attendance. In addition, the league receives more television exposure than any conference in the nation. More than 200 Conference athletic events are televised each year on national and regional networks.

Begun in 1895, the Intercollegiate Conference of Faculty Representatives (popularly known as the Big Ten) has changed little from its original philosophy of faculty control of athletics with emphasis on the student-athlete. Comprised of 11 institutions in eight states, the conference has long set the national standard for athletics and academics. As a whole, league institutions graduate student-athletes at overall rates between 10 and 22 percent higher than their peers at other Division I conferences. The conference celebrated its centennial anniversary during the 1995-96 season.

Women's athletics programs became affiliated with the Conference officially in 1981, although unofficial conference championships had been held among the member institutions since 1972. Penn State became the 11th university to join the conference in 1991.

Big Ten women athletes compete in conference championships in basketball, cross country, field hockey, golf, gymnastics, rowing, soccer, softball, swimming and diving, tennis, indoor and outdoor track and field, and volleyball.


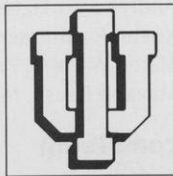
The Big Ten Conference began its conference basketball tournament that decides the automatic qualifier for the NCAA Championship in 1995. Penn State was the winner of the initial tournament, and successfully defended its title in 1996. Iowa surprised the league by winning the tournament title in 1997.

Purdue has won the last three titles and became the Big Ten's first NCAA champion in 1999. The Boilermakers also attended the Final Four in 1994. Ohio State and Iowa advanced to the Final Four in 1993. Penn State was a Final Four semifinalist in 2000.

The league title is based on the final regular season conference standings. All teams play a total of 16 games. Schools play six teams twice, and four teams once.

The 2000 Big Ten Conference tournament will be held on Thursday-Sunday, March 1-4, at VanAndel Arena in Grand Rapids, MI. The tournament is a four-day single elimination playoff with all 11 teams participating. The top five seeds (as determined by standings) receive a first-round bye. The other six teams play each other in the first round, with the winners participating in the quarterfinals on Friday. The conference tournament champion earns the automatic bid to the NCAA tournament.

In addition to its athletic success, the Big Ten Conference has led the nation in basketball attendance for seven of the past eight years. Five schools finished in the top 13 in attendance, and overall the league averaged a national record 4,530 spectators per game in 1999. It was the second-straight year the Big Ten set the national mark.



1999-2000 Big Ten Results

2000 Big Ten Conference Standings

	Big Ten			All Games			PTS	Post Season Results
	W	L	PCT	W	L	PCT		
1. Penn State* [@]	15	1	.937	30	5	.857	76.1	Lost in NCAA Championship semifinals
2. Michigan [@]	13	3	.812	22	8	.733	72.7	Lost in NCAA 1st round
3. Purdue [#] [@]	11	5	.688	23	8	.742	68.3	Lost in NCAA 2nd round
Illinois [@]	11	5	.688	23	11	.676	76.2	Lost in NCAA 2nd round
5. Wisconsin+	8	8	.500	21	12	.636	71.1	WNIT Champion
Michigan State+	8	8	.500	19	12	.613	72.8	Lost in WNIT 3rd round
7. Iowa	6	10	.375	9	18	.333	67.3	
8. Ohio State	5	11	.313	13	15	.464	61.8	
Indiana	5	11	.313	10	18	.357	65.1	
10. Minnesota	3	13	.230	10	18	.357	57.1	
Northwestern	3	13	.230	7	21	.250	53.0	

*Big Ten Champion

winner of Big Ten Tournament, Big Ten NCAA automatic qualifier

@ NCAA Qualifier, +WNIT Qualifier

2000 Big Ten Tournament Results and All-Conference Selections

First Round, March 2

(#9) Ohio State 58, (#8) Indiana 44
 (#10) Northwestern 68, (#7) Iowa 59
 (#6) Wisconsin 56, (#11) Minnesota 49

Quarterfinals, March 3

(#4) Illinois 72, (#5) Michigan State 67
 (#1) Penn State 79, (#9) Ohio State 44
 (#2) Michigan 72, (#10) Northwestern 59
 (#3) Purdue 74, (#6) Wisconsin 65

Semifinals, March 4

(#1) Penn State 81, (#4) Illinois 74
 (#3) Purdue 74, (#2) Michigan 59

Finals, March 5

(#3) Purdue 71, (#1) Penn State 63

All-Tournament Team

Helen Darling, Penn State (MVP)
 Katie Douglas, Purdue
 Camille Cooper, Purdue
 Andrea Garner, Penn State
 Tauja Catchings, Illinois

2000 Coaches'

All-Freshmen Team

LaToya Turner, Ohio State
 LeeAnn Bies, Michigan
 Shavonna Hunter, Illinois
 Jill Hartman, Indiana
 Vnemina Reese, Michigan State

Coaches Poll

Player of the Year

Helen Darling, Penn State

Freshman of the Year

Latoya Turner, Ohio State

Coach of the Year

Rene Portland, Purdue

First Team

Tauja Catchings, Illinois
 Helen Darling, Penn State
 Katie Douglas, Purdue
 Stacey Thomas, Michigan
 Andrea Garner, Penn State
 Kristin Rasmussen, Michigan State
 Maren Walseth, Penn State
 Maxann Reese, Michigan State

Second Team

Camille Cooper, Purdue
 Lindsey Meder, Iowa
 Cara Consuegra, Iowa
 Susan Blausner, Illinois
 Allison Curtain, Illinois
 Anne Thorius, Michigan
 Jessie Stomski, Wisconsin
 LaToya Turner, Ohio State

Honorable Mention:

Tamara Moore, Wisconsin
 LaTonya Sims, Wisconsin

Media Poll

Player of the Year

Katie Douglas, Purdue

Freshman of the Year

Latoya Turner, Ohio State

Coach of the Year

Sue Guevara, Michigan

First Team

Tauja Catchings, Illinois
 Helen Darling, Penn State
 Katie Douglas, Purdue
 Stacey Thomas, Michigan
 Andrea Garner, Penn State
 Kristin Rasmussen, Michigan State
 Allison Curtain, Illinois
 Camille Cooper, Purdue

Second Team

Jill Chapman, Indiana
 Lindsey Meder, Iowa
 Cara Consuegra, Iowa
 Susan Blausner, Illinois
 LaTonya Sims, Wisconsin
 Becky Cummings, Michigan State
 Maren Walseth, Penn State
 Maxann Reese, Michigan State

Honorable Mention:

Tamara Moore, Wisconsin
 Jessie Stomski, Wisconsin

1999-2000 Big Ten Statistical Leaders



Scoring

1.	Katie Douglas, PUR	20.4
2.	Lindsey Meder, Iowa	19.1
3.	Allison Curtin, ILL	17.6
4.	Jill Chapman, IND	16.1
5.	Maxann Reese, MSU	16.0
6.	Tauja Catchings, ILL	15.4
7.	Camille Cooper, PU	15.3
8.	Heather Cassady, IND	15.2
9.	Becky Cummings, MSU	15.1
10.	Kristen Rasmussen, MSU	14.8
11.	Andrea Garner, PSU	14.7
12.	LaTonya Sims, WIS	14.6
13.	Cara Consuegra, IA	14.6
14.	Stacey Thomas, MICH	14.5
15.	Susan Blauser, ILL	14.5
16.	Maren Walseth, PSU	13.8
17.	Jessie Stomski, WIS	13.6
18.	Tamara Moore, WIS	13.5
19.	Lisa Shepherd, PSU	13.3
20.	Alayne Ingram, MICH	12.4

Field Goal Percentage

1.	Becky Cummings, MSU	.621
2.	Camille Cooper, PUR	.582
3.	Kristen Rasmussen, MSU	.533
4.	Jill Chapman, IND	.529
5.	Susan Blauser, ILL	.522
6.	Maren Walseth, PSU	.508
7.	Andrea Garner, PSU	.477
8.	Allison Curtin, ILL	.470
9.	Katie Douglas, PUR	.425
10.	Tauja Catchings, ILL	.423

Free Throw Pct.

1.	Katie Douglas, PUR	.820
2.	Allison Curtin, ILL	.821
3.	Cara Consuegra, PUR	.819
3.	LeeAnn Bies, MICH	.819
5.	Kristen Rasmussen, MSU	.802
6.	Heather Cassady, IND	.789
7.	Erin Olson, MINN	.786
8.	Helen Darling, PSU	.775
9.	Tamara Moore, WIS	.765
10.	Lindsey Meder, Iowa	.763

3-Point Field Goals Md.

1.	Lindsay Lieser, MINN	2.36
2.	Lindsey Meder, Iowa	2.23
3.	Cassie VanderHeyden, MINN	2.21
4.	Dana Leonard, NU	2.00
4.	Chrissy Falcone, PSU	2.00
4.	Lisa Shepherd, PSU	2.00
7.	Heather Cassady, IND	1.89
8.	Lauren Shenk, OSU	1.82
9.	Maxann Reese, MSU	1.65
10.	Alayne Ingram, MICH	1.52

3-Point Field Goal Pct.

1.	Lisa Shepherd, PSU	.429
2.	Alayne Ingram, MICH	.386
3.	Lindsay Lieser, MINN	.384
4.	Lindsey Meder, Iowa	.370
4.	Dana Leonard, NU	.370

6.	Chrissy Falcone, PSU	.368
7.	Heather Cassady, IND	.331
8.	Lauren Shenk, OSU	.331
9.	Maxann Reese, MSU	.327
10.	Cassie VanderHeyden, MINN	.297

Rebounds

1.	Kristen Rasmussen, MSU	9.8
2.	Andrea Garner, PSU	8.6
3.	LaTonya Sims, WIS	8.4
4.	Randi Peterson, Iowa	8.1
5.	Tauja Catchings, ILL	8.0
6.	Susan Blauser, ILL	7.9
7.	Jill Chapman, IND	7.8
8.	Stacey Thomas, MICH	7.7
9.	Jessie Stomski, WIS	7.6
10.	Camille Cooper, PUR	7.5
11.	Becky Cummings, MSU	7.4
11.	Tami Sears, NU	7.4

Assists

1.	Helen Darling, PSU	7.83
2.	Cara Consuegra, Iowa	5.11
3.	Vnemina Reese, MSU	4.77
4.	Katie Douglas, PUR	4.73
5.	Erin Olson, MINN	4.68
6.	Anne Thorius, MICH	3.93
7.	Donita Johnson, MSU	3.77
8.	Jamie Lewis, OSU	3.75
9.	Heather Cassady, IND	3.61
10.	Kelly Komara, PSU	3.58

Steals

1.	Stacey Thomas, MICH	3.40
2.	Helen Darling, PSU	2.86
3.	Allison Curtin, ILL	2.65
4.	Tamara Moore, WIS	2.52
5.	Katie Douglas, PUR	2.43
6.	Kelly Komara, PUR	2.29
7.	Cassie VanderHeyden, MINN	2.29
8.	Michelle Duhart, PUR	2.27
9.	Shavonna Hunter, ILL	2.26
10.	Vnemina Reese, MSU	2.17

Blocked Shots

1.	Andrea Garner, PSU	2.23
2.	Kim Bell, MINN	1.83
3.	Kristen Rasmussen, MSU	1.71
4.	Rashana Barnes, PSU	1.55
5.	Jill Chapman, IND	1.50
6.	LaToya Turner, OSU	1.33
7.	Susan Blauser, ILL	1.21
8.	Camille Cooper, PUR	1.19
9.	Erin Skelly, MSU	1.06
10.	LeeAnn Bies, MICH	1.00

Note: Statistics are for *all* games, not just conference-only games

Senior LaTonya Sims is the Big Ten's top returning rebounder ranking third in 2000 with 8.4 rebounds per game. She has earned 2000 second team and 1999 first team all-Big Ten honors, and was the Big Ten Freshman of the Year in 1998.

NCAA Tournament Teams

2000	Four Teams	64-team bracket
	Purdue+, Penn State*, Michigan, Illinois	
1999	Three Teams	64-team bracket
	Purdue*+, Penn State, Illinois	
1998	Five Teams	64-team bracket
	Iowa*, Illinois, Purdue+, Michigan, Wisconsin	
1997	Five Teams	64-team bracket
	Purdue*, Michigan State*, Illinois*, Iowa+, Northwestern	
1996	Six Teams	64-team bracket
	Iowa*, Penn State+, Wisconsin, Michigan State, Ohio State, Purdue	
1995	Four Teams	64-team bracket
	Penn State*+, Purdue*, Wisconsin, Indiana	
1994	Five Teams	64-team bracket
	Penn State*, Purdue*, Iowa, Indiana, Minnesota	
1993	Four Teams	64-team bracket
	Iowa*, Ohio State*, Penn State, Northwestern	
1992	Three Teams	48-team bracket
	Iowa*, Purdue, Wisconsin	
1991	Four Teams	48-team bracket
	Purdue*, Iowa, Michigan State, Northwestern	
1990	Five Teams	48-team bracket
	Iowa*, Northwestern*, Purdue, Michigan, Ohio State	
1989	Three Teams	48-team bracket
	Iowa*, Ohio State*, Purdue	
1988	Two Teams	40-team bracket
	Iowa*, Ohio State	
1987	Four Teams	40-team bracket
	Iowa*, Ohio State*, Northwestern, Illinois	
1986	Three Teams	40-team bracket
	Ohio State*, Iowa, Illinois	
1985	One Team	32-team bracket
	Ohio State*	
1984	One Team	32-team bracket
	Ohio State*	
1983	One Team	32-team bracket
	Indiana*	
1982	Three Teams	32-team bracket
	Ohio State*+, Illinois, Northwestern	

* Indicates Big Ten Regular Season Champion;
+Indicates Big Ten Tournament Champion



Big Ten Composite Schedule



Thursday, December 28

Indiana at Ohio State, 1 p.m.
Michigan at Illinois, 7 p.m.
Northwestern at Iowa, 7 p.m.
Minnesota at Penn State, 6 p.m.
Purdue at Wisconsin, 7 p.m.

Saturday, December 30

Purdue at Michigan, 2 p.m. (CBS)

Sunday, December 31

Penn State at Ohio State, 12 p.m. (FOX)
Iowa at Wisconsin, 1:30 p.m.
Michigan State at Indiana, 1 p.m.

Thursday, January 4

Ohio State at Michigan State, 12 p.m. (FOX)
Wisconsin at Michigan, 7 p.m.
Indiana at Minnesota, 7 p.m.
Northwestern at Penn State, 6 p.m.
Iowa at Purdue, 7 p.m.

Sunday, January 7

Penn State at Illinois, 12 p.m. (FOX).
Purdue at Indiana, 1 p.m.
Michigan at Iowa, 2 p.m.
Michigan State at Minnesota, 2 p.m.
Ohio State at Northwestern, 2 p.m.

Tuesday, January 9

Illinois at Northwestern, 7 p.m.

Thursday, January 11

Penn State at Michigan, 6 p.m.
Wisconsin at Michigan State, 6 p.m.
Illinois at Ohio State, 6 p.m.
Minnesota at Indiana, 6:30 p.m.

Sunday, January 14

Wisconsin at Iowa, 12 p.m. (FOX)
Ohio State at Michigan, 1 p.m.
Illinois at Michigan State, 1 p.m.
Indiana at Penn State, 1 p.m.
Northwestern at Purdue, 1 p.m.

Wednesday, January 17

Iowa at Ohio State, 6 p.m.

Thursday, January 18

Michigan at Northwestern, 7 p.m.
Michigan State at Purdue, 6 p.m.
Minnesota at Wisconsin, 7 p.m.

Sunday, January 21

Northwestern at Minnesota, 12 p.m.(FOX)
Purdue at Illinois, 2 p.m.
Penn State at Iowa, 2 p.m.
Michigan at Ohio State, 1 p.m.
Indiana at Wisconsin, 1:30 p.m.

Thursday, January 25

Wisconsin at Illinois, 7 p.m.
Purdue at Minnesota, 7 p.m.
Iowa at Northwestern, 7p.m.
Penn State at Indiana, 6:30 p.m.
Michigan at Michigan State, 7 p.m.(FOX)

Sunday, January 28

Ohio State at Indiana, 12 p.m. (FOX)
Wisconsin at Purdue, 1 p.m.

BIG TEN CONFERENCE

Big Ten Courtside Telephones

ILLINOIS	(217) 333-1227
INDIANA	(812) 855-2754
IOWA	(319) 335-7284
MICHIGAN	(734) 998-7188
MICHIGAN STATE	(517) 353-1626
MINNESOTA	(612) 626-1394
NORTHWESTERN	(847) 491-8852 or (847) 491-8853
OHIO STATE	(614) 688-5330
PENN STATE	(814) 863-3294
PURDUE	(765) 494-6364
WISCONSIN Kohl Ctr	(608) 265-4333
and Field House	(608) 263-2249
BIG TEN OFFICE	(847) 696-1010

SEVENTH ANNUAL WOMEN'S BIG TEN CONFERENCE BASKETBALL TOURNAMENT

THURSDAY-SUNDAY

MARCH 1-4

VanAndel Arena
Grand Rapids, Michigan

THURSDAY, MARCH 1

First Round Playoffs

Last six teams as determined by league rankings play off for quarter-final round; top five teams in the standings have byes

FRIDAY, MARCH 2

Quarterfinals, Begin 11 a.m.

Televised By Fox Sports Chicago

SATURDAY, MARCH 3

Semifinals, 3 and 5 p.m.

Televised By Fox Sports Chicago

SUNDAY, MARCH 4

Championship Finals, 6 p.m.

Televised by ESPN2

TICKET INFORMATION

Big Ten Conference Office
847-696-1010

Northwestern at Michigan, 1 p.m.
Illinois at Minnesota, 2 p.m.
Michigan State at Penn State, 1 p.m.

Thursday, February 1

Illinois at Purdue, 7 p.m.
Minnesota at Michigan, 6 p.m.
Iowa at Michigan State, 6 p.m.
Ohio State at Penn State, 6 p.m.
Northwestern at Wisconsin, 7 p.m.

Sunday, February 4

Michigan at Purdue, 12 p.m. (FOX)
Michigan State at Wisconsin, 1:30 p.m.
Minnesota at Illinois, 2 p.m.
Indiana at Iowa, 2 p.m.
Penn State at Northwestern, 2 p.m.

Thursday, February 8

Wisconsin at Indiana, 6:30 p.m.
Northwestern at Illinois, 7 p.m. (FOX)
Purdue at Iowa, 7 p.m.
Penn State at Michigan State, 6 p.m.
Minnesota at Ohio State, 6 p.m.

Sunday, February 11

Iowa at Minnesota, 12 p.m. (FOX)
Illinois at Michigan, 1 p.m.
Indiana at Michigan State, 1 p.m.
Wisconsin at Northwestern, 2 p.m.
Purdue at Ohio State, 6 p.m.

Thursday, February 15

Iowa at Michigan, 6 p.m.
Ohio State at Minnesota, 7 p.m.
Michigan State at Northwestern, 7 p.m.
Illinois at Penn State, 6 p.m.
Indiana at Purdue, 7 p.m. (FOX)

Sunday, February 18

Michigan State at Illinois, 2 p.m.
Michigan at Indiana, 1 p.m.
Minnesota at Purdue, 1 p.m.
Ohio State at Iowa, 5 p.m.
Penn State at Wisconsin, 4 p.m. (FOX)

Wednesday, February 21

Northwestern at Ohio State, 6 p.m.

Thursday, February 22

Michigan State at Iowa, 7 p.m.
Wisconsin at Minnesota, 7 p.m.
Purdue at Penn State, 6 p.m.
Illinois at Indiana, 6:30 p.m.

Sunday, February 25

Ohio State at Wisconsin, 1:30 p.m.
Iowa at Illinois, 2 p.m.
Minnesota at Michigan State, 1 p.m.
Indiana at Northwestern, 2 p.m.
Michigan at Penn State, 1 p.m.

Thursday-Sunday, March 1-4

Big Ten Conference Tournament
Televised by Fox Sports Chicago and ESPN

Television Key: Fox Sports Chicago;
MSC=Midwest Sports Channel

All times listed Central Standard

Big Ten Opponents



UNIVERSITY OF ILLINOIS

Thursday, January 25, 2001
at Champaign, IL
—7:00 p.m. CST (MSC)



Location: Urbana-Champaign, IL
Population: 110,000
Enrollment: 36,000
Division: NCAA-I
Home Arena:

Assembly Hall (16,450)

Nickname: Fighting Illini

Colors: Orange and blue

1999–2000 Season Record: 23-11

2000 Conference Record/Finish: 11-5/4th

Post Season: Defeated Michigan State in the Big Ten Tournament, 72-67. Lost to top-seeded Penn State in the semifinals, 81-71.

Advanced to the second round of the NCAA Tournament topping Utah, 73-58. Lost in the second round to Iowa State, 79-68.

Starters Returning/Lost: 2/4

Letterwinners Returning/Lost: 7/4

Head Coach: Theresa Grentz

School Record: 99-56 (5 years)

Career Record: 550-211 (26 years)

Big Ten Record: 51-29 (5 years)

Grentz vs. Wisconsin: 6-3 (5 years)

Assistant Coaches: LaVonda Wagner, Renee Reed, Krista Reinking

Basketball Office: 217-333-8612

Sports Information: Mike Koon

Internet: mkoon@uiuc.edu

Office Phone: (217) 244-1256

Home Phone: (217) 378-5243

Court Phone: (217) 333-1227

FAX Phone: (217) 333-5540

Illinois Online: <http://www.fightingillini.com>

Top Illinois Returnees:

Player	Pos.	Ht.	Yr.	Pts.	Reb.
Allison Curtin*	G	5-9	Jr.	17.6	5.7
Shavonna Hunter*	G	5-7	So.	7.8	2.9

* Returning Starter

Top Illinois Newcomers:

Brenda Blackburn	C	6-6	Fr.	Ardmore, OK
Iveta Marcauskaite	F/C	6-4	Fr.	Siauliai, Lithuania
Anne O'Neil	G	5-11	Fr.	Cedar Rapids, IA
Yolanda Smith	G	5-10	Jr.	Rantoul, IL
Aminata Yanni	F	6-1	Fr.	Machesney Park, IL

Series Record:

Wisconsin vs. Illinois series record: 17-23

at Madison: 12-8; **at Champaign:** 5-13; **Neutral:** 0-2



Head Coach
Theresa Grentz

Date	Place	Wis	Opp	Margin
Dec. 6, 1974	Iowa City, IA	56	57	- 1
Feb. 6, 1976	Champaign, IL	33	77	-44
Feb. 11, 1977	West Lafayette, IN	49	76	-27
Dec. 9, 1978	Madison, WI	60	51	+ 9
Feb. 16, 1979	Madison, WI	63	92	-29
Jan. 9, 1982	Madison, WI	80	71	+ 9
Jan. 9, 1983	Champaign, IL	91	88	+ 3
March 10, 1983	Madison, WI	72	80	- 8
Jan. 8, 1984	Madison, WI	64	53	+11
March 8, 1984	Champaign, IL	79	65	+14
Jan. 18, 1985	Champaign, IL	59	70	-11
Feb. 17, 1985	Madison, WI	70	67	+13
Jan., 17, 1986	Madison, WI	69	82	-13
Feb. 16, 1986	Champaign, IL	53	69	-16
Jan. 9, 1987	Champaign, IL	67	82	-15
Feb. 8, 1987	Madison, WI	64	77	-13
Jan. 15, 1988	Madison, WI	75	64	+11
Feb. 14, 1988	Champaign, IL	50	76 OT	-26
Jan. 27, 1989	Champaign, IL	75	81 OT	- 6
Feb. 26, 1989	Madison, WI	77	68	+ 9
Jan. 26, 1990	Madison, WI	86	77	+ 9
Feb. 25, 1990	Champaign, IL	76	81	- 5
Jan. 25, 1991	Madison, WI	90	81	+ 9
Feb. 24, 1991	Champaign, IL	73	88	-15
Jan. 24, 1992	Champaign, IL	65	59	+ 6
Feb. 23, 1992	Madison, WI	73	59	+14
Jan. 22, 1993	Champaign, IL	74	81	- 7
Feb. 21, 1993	Madison, WI	74	84	-10
Jan. 21, 1994	Madison, WI	81	59	+22
Feb. 20, 1994	Champaign, IL	79	82	- 3
Jan. 22, 1995	Madison, WI	76	47	+29
Jan. 21, 1996	Champaign, IL	68	67	+ 1
Dec. 29, 1996	Madison, WI	67	73	- 6
Feb. 21, 1997	Champaign, IL	78	82	- 4
Dec. 30, 1997	Champaign, IL	75	83	- 8
Feb. 20, 1998	Madison, WI	73	69	+ 4
Dec. 30, 1998	Champaign, IL	72	90	-18
Feb. 19, 1999	Madison, WI	82	78 OT	+ 4
Jan. 4, 2000	Madison, WI	74	80	- 6
Feb. 24, 2000	Champaign, IL	78	87	- 9

INDIANA UNIVERSITY

Sunday, January 21, 2001
Madison, WI
—2:00 p.m. CST (MSC/WPT)
Thursday, February 8, 2001
Bloomington, IN
—7:30 p.m. EST

Location: Bloomington, IN
 Population: 53,000
 Enrollment: 35,551
 Division: NCAA-I
 Home Arena:

Assembly Hall (17,357)

Nickname: Hoosiers

Colors: Cream and crimson

1999–2000 Season Record: 10-18

2000 Conference Record/Finish: 5-11/T-8th

Post Season: Lost in first round of the Big Ten Conference

Tournament to Ohio State, 58-44

Starters Returning/Lost: 5/0

Letterwinners Returning/Lost: 10/0

Head Coach: Kathi Bennett

School Record: First year

Career Record: 224-103 (12 years)

Big Ten Record: First year

Bennett vs. Wisconsin: 0-0 (First year)

Assistants: Tricia Betthausen, Matt Bollant, Janine Moore

Basketball Office: (812) 855-3955

Sports Information: Shelli Stewart

Internet: skstewar@indiana.edu

Office Phone: (812) 855-4770

Home Phone: (812) 339-5922

Court Phone: (812) 855-2754

FAX Phone: (812) 855-9401

Indiana Online: <http://www.athletics.indiana.edu>

Top Indiana Returnees:

Player	Pos.	Ht.	Yr.	Pts.	Reb.
Rainey Altling*	G	5-5	Sr.	10.8	4.2
Heather Cassady*	G	5-7	Jr.	15.2	2.7
Jill Chapman*	C	6-5	Jr.	16.1	7.8
Jill Hartman*	G/F	5-11	So.	8.9	5.8

* Returning Starter

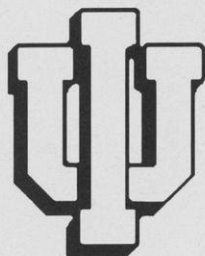
Top Indiana Newcomers:

Jelena Lazic	C	6-6	Sr./Jr.	Belgrade, Serbia
Erin McGinnis	F	6-1	Sr./Jr.	Oak Ridge, TN
Nicole Motto	G	5-5	Fr.	Dayton, OH
Charliss Ridley	F	6-0	Fr.	Wheaton, IL
Anna Waugh	G	5-8	Fr.	Franklin, IN

Series Record:

Wisconsin vs. Indiana series record: 10-29

at Madison: 9-9; at Bloomington: 1-19; Neutral: 0-1



Head Coach
Kathi Bennett

Date	Place	Wis	Opp	Margin
Dec. 7, 1974	Iowa City, IA	29	83	-54
Feb. 9, 1978	Bloomington, IN	48	63	-15
Feb. 8, 1979	Bloomington, IN	45	53	- 8
Feb. 17, 1979	Madison, WI	52	59	- 7
Jan. 18, 1980	Bloomington, IN	50	64	-14
Jan. 30, 1981	Madison, WI	86	76	+10
Dec. 5, 1981	Bloomington, IN	77	83	- 6
Feb. 6, 1983	Madison, WI	61	73	-12
Feb. 11, 1983	Bloomington, IN	49	59	-10
Feb. 5, 1984	Bloomington, IN	57	64	- 7
Feb. 10, 1984	Madison, WI	60	58	+ 2
Jan. 13, 1985	Madison, WI	51	75	-24
Feb. 8, 1985	Bloomington, IN	67	71	- 4
Jan. 12, 1986	Bloomington, IN	46	65	-19
Feb. 7, 1986	Madison, WI	37	65	-28
Jan. 16, 1987	Madison, WI	66	71 OT	- 5
Feb. 15, 1987	Bloomington, IN	48	46 OT	+ 2
Jan. 22, 1988	Bloomington, IN	49	71	-22
Feb. 21, 1988	Madison, WI	53	77	-24
Jan. 6, 1989	Bloomington, IN	55	73	-18
March 11, 1989	Madison, WI	80	85	- 5
Jan. 5, 1990	Madison, WI	80	92	-12
March 10, 1990	Bloomington, IN	69	76	- 7
Feb. 1, 1991	Bloomington, IN	86	103	-17
March 3, 1991	Madison, WI	80	75	+ 5
Jan. 10, 1992	Bloomington, IN	52	77	-25
March 14, 1992	Madison, WI	77	67	+10
March 5, 1993	Madison, WI	79	72	+ 7
March 4, 1994	Bloomington, IN	64	66	- 2
Jan. 3, 1995	Madison, WI	78	62	+16
Feb. 24, 1995	Bloomington, IN	61	63	- 2
Dec. 29, 1995	Madison, WI	81	71	+10
Feb. 23, 1996	Bloomington, IN	68	82	-14
Jan. 12, 1997	Bloomington, IN	72	74	- 2
Feb. 7, 1997	Madison, WI	54	59	- 5
Jan. 9, 1998	Madison, WI	75	60	+15
Feb. 6, 1998	Bloomington, IN	55	56	- 1
Jan. 10, 1999	Bloomington, IN	65	69	- 4
Feb. 20, 2000	Madison, WI	76	61	+15

UNIVERSITY OF IOWA

Sunday, December 31, 2000

Madison, WI

—1:30 p.m. CST (WPT)

Sunday, January 14, 2001

at Iowa City, IA

—12:00 p.m. CST (FOX SC/MSC)

Location: Iowa City, IA

Population: 60,000

Enrollment: 27,871

Division: NCAA-I

Home Arena:

Carver-Hawkeye Arena (15,500)

Nickname: Hawkeyes

Colors: Black and gold

1999–2000 Season Record: 9-18

2000 Big Ten Record/Finish: 6-10/7th

Post Season: Lost in the first round of the Big Ten Conference

Tournament to Northwestern, 68-59

Starters Returning/Lost: 5/0

Letterwinners Returning/Lost: 11/2

Head Coach: Lisa Bluder

School Record: First year

Career Record: 356-142

Big Ten Record: First year

Bluder vs. Wisconsin: 0-0 (0-2 while at Drake)

Assistants: Jan Jensen, Jenni Fitzgerald, Micheal Morgan

Basketball Office: (319) 335-9258

Sports Information: Matt Weitzel

Internet: matthew-weitzel@uiowa.edu

Office Phone: (319) 335-6590

Home Phone: (319) 358-8365

Court Phone: (319) 335-7284

FAX Phone: (319) 335-9417

Iowa Online: <http://www.hawkeyesports.com>

Top Iowa Returnees:

Player	Pos.	Ht.	Yr.	Pts.	Reb.
Lindsey Meder*	G	5-8	Jr.	13.9	3.0
Cara Consuegra*	G	5-8	Sr.	11.4	2.6
Randi Peterson*	C	6-2	Sr.	9.6	6.8
Leah Magner*	G	5-10	Jr.	6.5	3.1
Jerica Watson	F	6-0	Jr.	6.5	2.8
Patrice Jennings	G	5-10	Jr.	5.4	2.4

* Returning Starter

Top Iowa Newcomers:

Jennie Lillis	F	6-1	Fr.	W Des Moines, IA
Becca McCann	F	6-0	Fr.	Saginaw, MI
Natalie Chambers	F	6-0	Jr.	Stanford, IL/III. Central JC

Series Record:

Wisconsin vs. Iowa series record: 16-23

at Madison: 9-8; at Iowa City: 6-15; Neutral: 1-0



Head Coach
Lisa Bluder

Date	Place	Wis	Opp	Margin
Dec. 7, 1974	Iowa City, IA	65	49	+16
Dec. 2, 1978	Iowa City, IA	68	75	- 7
Dec. 1, 1979	Iowa City, IA	51	68	-17
Nov. 15, 1980	Madison, WI	73	69	+ 4
Feb. 3, 1981	Iowa City, IA	88	67	+11
Feb. 12, 1982	East Lansing, MI	78	64	+14
March 3, 1982	Iowa City, IA	78	64	+14
Jan. 23, 1983	Iowa City, IA	68	47	+21
Feb. 23, 1983	Madison, WI	68	44	+24
Jan. 22, 1984	Madison, WI	50	49	+ 1
Feb. 24, 1984	Iowa City, IA	37	46	- 9
Jan. 27, 1985	Madison, WI	65	54	+11
Feb. 24, 1985	Iowa City, IA	52	64	-12
Jan. 26, 1986	Iowa City, IA	32	68	-36
Feb. 21, 1986	Madison, WI	47	61	-14
Jan. 2, 1987	Madison, WI	44	83	-39
March 7, 1987	Iowa City, IA	56	78	-22
Jan. 8, 1988	Madison, WI	59	79	-20
March 12, 1988	Iowa City, IA	50	98	-48
Feb. 3, 1989	Madison, WI	57	67	-10
March 5, 1989	Iowa City, IA	52	78	-26
Feb. 2, 1990	Iowa City, IA	52	84	-32
March 4, 1990	Madison, WI	60	77	-17
Jan. 2, 1991	Madison, WI	78	67	+11
March 9, 1991	Iowa City, IA	76	85 OT	- 9
Feb. 7, 1992	Madison, WI	74	58	+16
March 8, 1992	Iowa City, IA	36	63	-27
Jan. 8, 1993	Iowa City, IA	39	65	-26
Jan. 7, 1994	Madison, WI	67	74	- 7
Jan. 6, 1995	Madison, WI	72	62	+10
Feb. 19, 1995	Iowa City, IA	62	55	+ 7
Jan. 5, 1996	Iowa City, IA	48	68	-20
Feb. 18, 1996	Madison, WI	63	67	- 4
Jan. 5, 1997	Iowa City, IA	69	63	+ 6
Feb. 14, 1997	Madison, WI	59	56	+ 3
Jan. 20, 1998	Madison, WI	63	66	- 3
Feb. 13, 1998	Iowa City, IA	76	87	-11
Jan. 3, 1999	Madison, WI	79	72	+ 7
Jan. 27, 2000	Iowa City, IA	62	66	- 4

UNIVERSITY OF MICHIGAN

Thursday, January 4, 2001
at Ann Arbor, MI
—7:00 p.m. EST

Location: Ann Arbor, MI
 Population: 109,766
 Enrollment: 37,846
 Division: NCAA-I
 Home Arena:

Crisler Arena (13,562)

Nickname: Wolverines

Colors: Maize and Blue

1999-2000 Season Record: 22-8

2000 Big Ten Record/Finish: 13-3/2nd

Post Season: Advanced to the semifinals of the Big Ten Conference Tournament, falling to eventual-champion Purdue, 74-59. Invited to the NCAA Tournament. Lost in the first round of the tournament to Stanford in overtime.

Starters Returning/Lost: 3/2

Letterwinners Returning/Lost: 8/3

Head Coach: Sue Guevara

School Record: 74-41 (4 years)

Career Record: 74-41 (4 years)

Big Ten Record: 38-26 (4 years)

Guevara vs. Wisconsin: 2-5 (4 years)

Assistant Coaches: Yvette Harris, Eileen Shea, Ron Mott

Basketball Office: (734) 647-2918

Sports Information: Becky Olsen

Internet: becko@umich.edu

Office Phone: (734) 763-4423

Home Phone: TBA

Court Phone: (734) 998-7188

FAX Phone: (734) 647-1188

Michigan Online: <http://mgoblue.com>

Top Michigan Returnees:

Player	Pos.	Ht.	Yr.	Pts.	Reb.
Anne Thorius*	G	5-11	Sr.	9.6	4.0
Alayne Ingram*	G	5-7	Jr.	12.4	2.5
Raina Goodlow*	F	6-2	Jr.	9.6	4.7
LeeAnn Bies	C	6-3	So.	10.1	6.0

* Returning Starter

Top Michigan Newcomers:

Stephanie Gandy	F	5-10	Fr.	Detroit, MI
Michaela Leary	G	5-8	Fr.	Nashua, NH
Christie Schumacher	F	5-11	Fr.	Milford, MI
Jennifer Smith	C	6-3	Fr.	Lansing, MI

Series Record:

Wisconsin vs. Michigan series record: 25-14

at Madison: 14-4; at Ann Arbor: 11-8; Neutral: 0-2



Head Coach
Sue Guevara

Date	Place	Wis	Opp	Margin
Feb. 7, 1976	Champaign, IL	33	84	-51
Jan. 12, 1979	Ann Arbor, MI	73	80	- 7
Jan. 26, 1980	Madison, WI	65	57	+ 8
Dec. 6, 1980	Ann Arbor, MI	78	87	- 9
Jan. 16, 1983	Madison, WI	99	68	+31
March 4, 1983	Ann Arbor, MI	80	71	+ 9
Jan. 15, 1984	Ann Arbor, MI	77	63	+13
March 2, 1984	Madison, WI	63	64	- 1
Feb. 3, 1985	Ann Arbor, MI	81	72	+ 9
March 1, 1985	Madison, WI	81	70	+11
Feb. 2, 1986	Madison, WI	67	72	- 5
Feb. 28, 1986	Ann Arbor, MI	66	77	-11
Jan. 25, 1987	Ann Arbor, MI	65	57	+12
Feb. 20, 1987	Madison, WI	88	63	+25
Jan. 31, 1988	Madison, WI	65	68	- 3
Feb. 26, 1988	Ann Arbor, MI	51	86	-35
Jan. 22, 1989	Madison, WI	66	59	+ 7
Feb. 17, 1989	Ann Arbor, MI	57	75	-18
Jan. 21, 1990	Ann Arbor, MI	51	68	-17
Feb. 16, 1990	Madison, WI	56	61	- 5
Jan. 13, 1991	Ann Arbor, MI	69	90	-21
Feb. 8, 1991	Madison, WI	101	88	+13
Jan. 19, 1992	Madison, WI	93	66	+27
Feb. 14, 1992	Ann Arbor, MI	84	60	+24
Jan. 17, 1993	Madison, WI	73	67	+ 6
Feb. 12, 1993	Ann Arbor, MI	79	75	+ 4
Jan. 16, 1994	Ann Arbor, MI	64	63	+ 1
Feb. 11, 1994	Madison, WI	75	64	+11
Dec. 28, 1994	Ann Arbor, MI	85	71	+14
Feb. 26, 1995	Madison, WI	80	64	+16
Dec. 27, 1995	Madison, WI	89	48	+41
Feb. 25, 1996	Ann Arbor, MI	88	63	+25
Jan. 24, 1997	Ann Arbor, MI	77	72	+ 5
Jan. 23, 1998	Madison, WI	79	63	+16
Feb. 28, 1998	Indianapolis, IN (BT)	70	79	- 9
Jan. 15, 1999	Madison, WI	71	65	+ 6
Jan. 31, 1999	Ann Arbor, MI	70	46	+26
Jan. 20, 2000	Madison, WI	72	69	+ 3
Feb. 17, 2000	Ann Arbor, MI	73	78	- 5

MICHIGAN STATE UNIVERSITY

Thursday, January 11, 2001

at East Lansing, MI

—7:00 p.m. EST

Sunday, February 4, 2001

Madison, WI

—1:30 CST (MSC)

S

Location: East Lansing, MI

Population: 51,065

Enrollment: 43,189

Division: NCAA-I

Home Arena:

Breslin Center (15,138)

Nickname: Spartans

Colors: Green and white

1999-2000 Season Record: 19-12

2000 Big Ten Record/Finish: 8-8/T-5th

Post Season: Lost to Illinois in the second round of the Big Ten Conference Tournament after receiving a first round bye. Advanced to the quarterfinals of the WNIT by defeating Villanova and Cincinnati. Lost to Wisconsin in the quarterfinal game, 77-45.

Starters Returning/Lost: 3/2

Letterwinners Returning/Lost: 9/4

Head Coach: Joanne P. McCallie

School Record: First year

Career Record: 167-73 (8 years)

Big Ten Record: First year

McCallie vs. Wisconsin: 0-1 (UW defeated Maine 97-80,

11/29/97)

Assistant Coaches: Katie Abrahamson, Felisha Legette-Jack, Janel

Grimm, Trena Anderson

Basketball Office: (517) 353-8613

Sports Information: Lori Schulze

Email: schulze@msu.edu

Office Phone: (517) 355-2271

Home Phone: (517) 887-8250

Court Phone: (517) 353-1626

FAX Phone: (517) 353-9636

Michigan State Online: <http://www.msuspartans.com>

Top Michigan State Returnees:

Player	Pos.	Ht.	Yr.	Pts.	Reb.
Becky Cummings*	F	6-3	Sr.	15.1	7.4
Vnemina Reese*	G	5-7	So.	5.5	3.1

* Returning Starter

Top Michigan State Newcomers:

Tashawna Adams	G	5-6	Fr.	Ferndale, MI
Candice Jackson	G	5-6	Fr.	Lansing, MI
Julie Pagel	F	6-1	Fr.	Utica, MI
Anne Peck	F	6-2	Fr.	Madison, CT

Series Records:

Wisconsin vs. Michigan State series record: 17-25
at Madison: 13-7; at East Lansing: 3-16; Neutral: 1-2



Head Coach

Joanne P. McCallie

Date	Place	WI	Opp	Margin
Feb. 6, 1976	Champaign, IL	46	77	-31
Jan. 14, 1978	Madison, WI	63	65	- 2
Jan. 13, 1979	East Lansing, MI	52	57	- 5
Dec. 30, 1980	Madison, WI	62	74	-12
Feb. 27, 1982	East Lansing, MI	60	76	-16
Jan. 14, 1983	Madison, WI	77	59	+18
March 6, 1983	East Lansing, MI	76	70	+ 6
Jan. 13, 1984	East Lansing, MI	67	66	+ 1
March 4, 1984	Madison, WI	88	68	+20
Feb. 1, 1985	East Lansing, MI	64	65	- 1
March 3, 1985	Madison, WI	82	72	+10
Jan. 31, 1986	Madison, WI	55	58	- 3
March 2, 1986	East Lansing, MI	69	82	-13
Jan. 23, 1987	East Lansing, MI	53	77	-24
Feb. 22, 1987	Madison, WI	57	71	-14
Jan. 29, 1988	Madison, WI	58	65	- 7
Feb. 29, 1988	East Lansing, MI	58	68	-10
Jan. 20, 1989	Madison, WI	71	69	+ 2
Feb. 19, 1989	East Lansing, MI	67	71	- 4
Jan. 19, 1990	East Lansing, MI	43	73	-30
Feb. 18, 1990	Madison, WI	55	61	- 6
Jan. 11, 1991	East Lansing, MI	73	89	-16
Feb. 10, 1991	Madison, WI	78	75	+ 3
Jan. 17, 1992	Madison, WI	79	63	+16
Feb. 16, 1992	East Lansing, MI	73	58	+15
Jan. 15, 1993	Madison, WI	75	67	+ 8
Feb. 14, 1993	East Lansing, MI	67	81	-14
Jan. 14, 1994	East Lansing, MI	69	72	- 3
Feb. 13, 1994	Madison, WI	92	85	+ 7
Jan. 13, 1995	East Lansing, MI	68	78	-10
Feb. 12, 1995	Madison, WI	62	78	-16
March 4, 1995	Indianapolis, IN (BT)	79	87	- 8
Jan. 12, 1996	Madison, WI	82	59	+23
Feb. 11, 1996	East Lansing, MI	65	76	-11
Jan. 31, 1997	East Lansing, MI	53	64	-11
Jan. 30, 1998	Madison, WI	72	65	+ 7
Jan. 8, 1999	East Lansing, MI	74	77	- 3
Feb. 7, 1999	Madison, WI	73	68 OT	+ 5
Mar. 17, 1999	Madison, WI (WNIT)	70	69 OT	+ 1
Jan. 1, 2000	East Lansing, MI	61	75	-14
Feb. 13, 2000	Madison, WI	77	69	+ 8
Mar. 22, 2000	Madison, WI (WNIT)	77	45	+32

UNIVERSITY OF MINNESOTA

Thursday, January 18, 2001

Madison, WI

—7:00 p.m. CST (MSC)

Thursday, February 22, 2001

at Minneapolis, MN

—7:00 p.m. CST (MSC)



Location: Minneapolis, MN

Population: 400,000

Enrollment: 45,361

Division: NCAA-I

Home Arena:

Sports Pavilion (5,600)

Nickname: Golden Gophers

Colors: Maroon and gold

1999-2000 Season Record: 10-18

2000 Big Ten Record/Finish: 3-13/T-10th

Post Season: Lost to Wisconsin in the first round of the Big Ten Tournament, 56-49.

Starters Returning/Lost: 3/2

Letterwinners Returning/Lost: 7/4

Head Coach: Cheryl Littlejohn

School Record: 21-61 (3 years)

Career Record: 21-61 (3 years)

Big Ten Record: 6-42 (3 years)

Littlejohn vs. Wisconsin: 0-7 (3 years)

Assistant Coaches: Marc Wilson, Danny Evans, TBA

Basketball Office: (612) 624-3563

Sports Information: Becky Bohm

Internet: bohmx002@tc.umn.edu

Office Phone: (612) 624-3335

Home Phone: (651) 702-4277

Court Phone: (612) 626-1394

FAX Phone: (612) 624-8018

Minnesota Online: <http://www.gophersports.com>

Top Minnesota Returnees:

Player	Pos.	Ht.	Yr.	Pts.	Reb.
Lindsay Lieser *	G	5-10	So.	8.4	2.1
Kim Prince	C	6-2	So.	5.8	3.8

* Returning Starter

Top Minnesota Newcomers:

Ebba Hemberg	G	5-6	Fr.	Stockholm, Sweden
Kadidja Andersson	F	6-2	Fr.	Stockholm, Sweden
Ozlem Piroglu	G	5-6	So.	Ankara, Turkey
Lindsay Whalen	G	5-8	Fr.	Hutchinson, MN
Leslie Hill	G/F	5-10	Fr.	Chicago, IL
Tanisha Gilbert	F/C	5-11	Fr.	Brooklyn Park, MN
Kim Nelson	G	5-11	Fr.	Fridley, MN
Corrin Von Wald	G	5-9	Jr.	Hudson, WI/ UW-Milwaukee
Megan Kane	F	6-0	Fr.	Bloomington, MN
Angel Leon	C	6-3	Fr.	Bethel, MN

Series Record:

Wisconsin vs. Minnesota series record: 24-20

at Madison: 13-7; at Minneapolis: 8-11; Neutral: 3-2



Head Coach
Cheryl Littlejohn

Date	Place	Wis	Opp	Margin
Dec. 6, 1974	Iowa City, IA	55	45	+10
Feb. 8, 1980	Madison, WI	66	80	-14
Jan. 17, 1981	Madison, WI	68	84	-16
Feb. 13, 1981	Evanston, IL	68	79	-11
March 7, 1981	Minneapolis, MN	56	66	-10
Nov. 21, 1981	Madison, WI	63	72	- 9
Jan. 23, 1982	Minneapolis, MN	60	63	- 3
Jan. 28, 1983	Minneapolis, MN	60	73	-13
Feb. 18, 1983	Madison, WI	71	77	- 6
Jan. 27, 1984	Madison, WI	63	59	+ 4
Feb. 17, 1984	Minneapolis, MN	51	62	-11
Jan. 25, 1985	Madison, WI	58	59	- 1
Feb. 24, 1985	Minneapolis, MN	70	79	- 9
Jan. 24, 1986	Minneapolis, MN	58	75	-17
Feb. 23, 1986	Madison, WI	62	52	+10
Jan. 4, 1987	Madison, WI	81	73	+ 8
March 5, 1987	Minneapolis, MN	45	70	-25
Jan. 10, 1988	Minneapolis, MN	75	67	+ 8
March 9, 1988	Madison, WI	71	73	- 2
Feb. 5, 1989	Madison, WI	78	61	+17
March 3, 1989	Minneapolis, MN	58	83	-25
Feb. 4, 1990	Minneapolis, MN	76	75	+ 1
March 2, 1990	Madison, WI	94	82	+17
Jan. 6, 1991	Madison, WI	102	77	+25
March 7, 1991	Minneapolis, MN	62	76	-14
Feb. 9, 1992	Madison, WI	82	72	+10
March 6, 1992	Minneapolis, MN	83	82	+ 1
Jan. 12, 1993	Madison, WI	75	72	+ 3
March 10, 1993	Minneapolis, MN	56	91	-35
Jan. 9, 1994	Minneapolis, MN	84	89	- 5
March 8, 1994	Madison, WI	71	82	-11
Jan. 20, 1995	Minneapolis, MN	76	63	+13
Feb. 5, 1995	Madison, WI	79	78	+ 1
Jan. 19, 1996	Madison, WI	85	50	+35
Feb. 4, 1996	Minneapolis, MN	98	64	+34
Jan. 26, 1997	Madison, WI	84	57	+27
Feb. 28, 1997	Indianapolis, IN (BT)	75	80	- 5
Jan. 25, 1998	Minneapolis, MN	67	54	+13
Feb. 27, 1998	Indianapolis, IN (BT)	65	47	+18
Dec. 28, 1998	Madison, WI	70	59	+11
Feb. 21, 1999	Minneapolis, MN	69	56	+13
Feb. 3, 2000	Madison, WI	75	65	+10
Feb. 10, 2000	Minneapolis, MN	66	55	+11
Mar. 2, 2000	Indianapolis, IN (BT)	56	49	+ 7

NORTHWESTERN UNIVERSITY

Thursday, February 1, 2001
Madison, WI
—7:00 p.m. CST (WPT/TVW)
Sunday, February 11, 2001
at Evanston, IL
—2:00 p.m. CST (MSC)



Location: Evanston, IL
 Population: 73,750
 Enrollment: 7,400
 Division: NCAA-I
 Home Arena:
 Welsh-Ryan Arena (8,117)

Nickname: Wildcats
 Colors: Purple and white
 1999-2000 Season Record: 7-21
 2000 Big Ten Record/Finish: 3-13/T-10th
 Post Season: Defeated Iowa in the first round of the Big Ten
 Tournament. Lost to Michigan in the next round, 72-39.
 Starters Returning/Lost: 4/1
 Letterwinners Returning/Lost: 9/3
 Head Coach: June Olkowski

School Record: 7-21 (1 year)
 Career Record: 155-159 (11 years)
 Big Ten Record: 3-13 (1 year)
 Olkowski vs. Wisconsin: 0-1 (1 year)
 Assistants: Cleve Wright, Tricie Johnson, Liz Turner
 Basketball Office: (847) 491-5709
 Sports Information: LaTonya Sadler
 Internet: sadler@nwu.edu
 Office Phone: (847) 491-7503
 Home Phone: (847) 425-1721
 Court Phone: (847) 491-8852
 FAX Phone: (847) 491-8818
 Northwestern Online: <http://www.nusports.com>

Top Northwestern Returnees:

Player	Pos.	Ht.	Yr.	Pts.	Reb.
Emily Butler*	G	5-8	So.	6.8	2.7
Leslie Dolland*	C	6-2	So.	5.7	5.3
Dana Leonard*	G	5-6	Sr.	9.9	2.3
Tami Sears*	C	6-2	Sr.	11.9	7.4

* Returning Starter

Top Northwestern Newcomers:

Anya Walker	G	5-8	Jr.	Beloit, WI
Michelle Zylstra	F	6-1	Fr.	Huntington Beach CA

Series Record:

Wisconsin vs. Northwestern series record: 13-27
 at Madison: 7-13; at Evanston: 6-13; Neutral: 0-1



Head Coach
June Olkowski

Date	Place	Wis	Opp	Margin
Jan. 22, 1977	Madison, WI	70	80	-10
Jan. 28, 1978	Evanston, IL	61	67	- 6
Feb. 21, 1979	Madison, WI	62	67	- 5
Jan. 23, 1980	Evanston, IL	52	79	-27
Dec. 13, 1980	Madison, WI	70	77	- 7
Feb. 25, 1981	Madison, WI	75	82	- 7
Feb. 12, 1982	East Lansing, MI	52	62	-10
Feb. 20, 1982	Evanston, IL	66	82	-16
Jan. 21, 1983	Evanston, IL	57	54	+ 3
Feb. 27, 1983	Madison, WI	81	72	+ 9
Jan. 20, 1984	Madison, WI	80	70	+10
Feb. 24, 1984	Evanston, IL	57	54	+ 3
Jan. 6, 1985	Madison, WI	58	76	-18
March 9, 1985	Evanston, IL	89	86 OT	+ 3
Jan. 5, 1986	Evanston, IL	64	68	- 4
March 8, 1986	Madison, WI	72	87	-15
Jan. 30, 1987	Madison, WI	53	72	-19
Feb. 27, 1987	Evanston, IL	50	73	-23
Feb. 5, 1988	Evanston, IL	55	70	-15
March 4, 1988	Madison, WI	57	83	-26
Jan. 13, 1989	Madison, WI	59	62	- 3
Feb. 10, 1989	Evanston, IL	63	66	- 3
Jan. 12, 1990	Evanston, IL	57	72	-15
Feb. 9, 1990	Madison, WI	62	73	- 9
Jan. 18, 1991	Madison, WI	85	86	- 1
Feb. 15, 1991	Evanston, IL	72	93	-21
Jan. 31, 1992	Madison, WI	91	89	+ 2
Feb. 28, 1992	Evanston, IL	80	91	-11
Jan. 24, 1993	Evanston, IL	65	82	-17
Feb. 19, 1993	Madison, WI	90	103	-13
Jan. 23, 1994	Madison, WI	85	101	-16
Feb. 18, 1994	Evanston, IL	54	79	-25
Feb. 3, 1995	Madison, WI	63	56	+ 7
Feb. 2, 1996	Evanston, IL	69	68	+ 1
Jan. 17, 1997	Madison, WI	77	67	+11
Feb. 2, 1997	Evanston, IL	62	93	-31
Jan. 16, 1998	Evanston, IL	70	65	+ 5
Feb. 1, 1998	Madison, WI	95	64	+31
Jan. 22, 1999	Madison, WI	80	61	+19
Jan. 12, 2000	Evanston, IL	74	60	+14

THE OHIO STATE UNIVERSITY

Sunday, February 25, 2001
Madison, WI
—1:30 p.m. CST (MSC/WPT)

Location: Columbus, Ohio
 Population: 650,000
 Enrollment: 54,989
 Division: NCAA-I
 Home Arena:
 Value City Arena (19,100)



Nickname: Buckeyes
 Colors: Scarlet and gray
 1999-2000 Season Record: 13-15
 2000 Big Ten Record Finish: 5-11/T-8th
 Post Season: Defeated Indiana in the first round of the Big Ten Conference Tournament, 58-44. Lost to top-seeded Penn State in the next round, 64-48.

Starters Returning/Lost: 4/1
 Letterwinners Returning/Lost: 6/1
 Head Coach: Beth Burns

School Record: 45-39 (3 years)
 Career Record: 196-121 (11 years)
 Big Ten Record: 21-27 (3 years)
 Burns vs. Wisconsin: 3-3 (3 years)

Assistants: Eileen Feeney, Cathy McDonald, Seth Kushkin
 Basketball Office: (614) 292-9270

Sports Information: Liz Cook
 Internet: cook.17@osu.edu
 Office Phone: (614) 292-6861
 Home Phone: (614) 237-8907
 Court Phone: (614) 688-5330
 FAX Phone: (614) 292-8547

Ohio State Online: <http://www.ohiostatebuckeyes.com>

Top Ohio State Returnees:

Player	Pos.	Ht.	Yr.	Pts.	Reb.
Tomeka Brown*	G	5-9	Jr.	6.7	3.3
Lauren Shenk*	G	5-10	Jr.	9.9	2.0
LaToya Turner*	C	6-4	So.	11.3	5.9


* Returning Starter

Top Ohio State Newcomers:

Kit Savage	G	5-10	Jr.	Arkadelphia, AK
Caity Matter	G	5-10	Fr.	Bluffton, OH
Emily Haynam	G/F	6-3	Fr.	Westerville, OH

Series Record:

Wisconsin vs. Ohio State series record: 13-26
 at Madison: 8-9; at Columbus: 5-12; Neutral: 0-5



Head Coach
Beth Burns

Date	Place	Wis	Opp	Margin
Feb. 10, 1978	West Lafayette, IN	48	73	-25
March 10, 1978	East Lansing, MI	52	85	-33
March 3, 1980	Terre Haute, IN	68	80	-12
Feb. 4, 1983	Madison, WI	66	84	-18
Feb. 13, 1983	Columbus, OH	61	75	-14
Feb. 3, 1984	Columbus, OH	66	85	-19
Feb. 12, 1984	Madison, WI	79	70	+ 9
Jan. 11, 1985	Madison, WI	53	66	-13
Feb. 10, 1985	Columbus, OH	48	62	-14
Jan. 10, 1986	Columbus, OH	48	81	-33
Feb. 9, 1986	Madison, WI	50	85	-35
Jan. 18, 1987	Madison, WI	49	89	-40
Feb. 13, 1987	Columbus, OH	62	97	-35
Jan. 24, 1988	Columbus, OH	54	84	-30
Feb. 19, 1988	Madison, WI	70	87	-17
Jan. 8, 1989	Columbus, OH	53	84	-31
March 8, 1989	Madison, WI	61	77	-16
Jan. 7, 1990	Madison, WI	64	72	- 8
March 8, 1990	Columbus, OH	57	78	-21
Feb. 3, 1991	Columbus, OH	76	81 OT	- 5
March 1, 1991	Madison, WI	92	77	+15
Jan. 12, 1992	Columbus, OH	90	79	+11
March 11, 1992	Madison, WI	72	78	- 6
Jan. 29, 1993	Madison, WI	66	70	- 4
Feb. 26, 1993	Columbus, OH	58	95	-37
Jan. 28, 1994	Columbus, OH	99	90	+ 9
Feb. 27, 1994	Madison, WI	73	70	+ 3
Jan. 8, 1995	Madison, WI	76	69	+ 7
Feb. 17, 1995	Columbus, OH	81	76	+ 5
Jan. 7, 1996	Columbus, OH	75	69	+ 6
Feb. 16, 1996	Madison, WI	79	67	+12
March 3, 1996	Indianapolis, IN (BT)	58	72	-14
Jan. 19, 1997	Madison, WI	67	61	+ 6
Jan. 18, 1998	Columbus, OH	54	66	-12
Jan. 5, 1999	Columbus, OH	55	70	-15
Feb. 12, 1999	Madison, WI	83	79 OT	+ 4
Feb. 27, 1999	Indianapolis, IN (BT)	61	70	- 9
Jan. 16, 2000	Columbus, OH	80	45	+35
Jan. 23, 2000	Madison, WI	79	59	+20

THE PENN STATE UNIVERSITY

Sunday, February 18, 2001
Madison, WI
—4:00 p.m. CST (FOX SC/MS)



Location: University Park, PA
 Population: 39,571
 Enrollment: 33,162
 Division: NCAA-I
 Home Arena:

Bryce Jordan Center (15,300)

Nickname: Lady Lions

Colors: Blue and white

1999-2000 Season Record: 30-5

2000 Big Ten Record/Finish: 15-1/1st

Final Ranking/Poll: 3rd/USA Today; 6th/AP

Post Season: Advanced to the finals in the Big Ten Conference Tournament. Lost to Purdue in the championship game, 71-63. The second-seeded Lady Lions advanced to the NCAA Final Four. PSU defeated 15th-seeded Youngstown State, seventh-seeded Auburn, third-seeded Iowa State and #1 seed Louisiana Tech earning a trip to the Final Four. Penn State lost to eventual national champion Connecticut, 89-67 in the semifinals.

Starters Returning/Lost: 3/2

Letterwinners Returning/Lost: 7/3

Head Coach: Rene Portland

School Record: 466-156 (20 years)

Career Record: 553-185 (24 years)

Big Ten Record: 99-33 (8 years)

Portland vs. Wisconsin: 11-2 (10 years)

Assistant Coaches: Annie Troyan, Michael Peck, Jennifer Price

Basketball Office: (814) 863-2672

Sports Information: Cathy Bongiovi

Internet: cab37@psu.edu

Office Phone: (814) 865-1757

Home Phone: (814) 867-7371

Media Row: (814) 863-3294

FAX Phone: (814) 863-3165

Penn State Online: <http://www.gopsusports.com>

Top Penn State Returnees:

Player	Pos.	Ht.	Yr.	Pts.	Reb.
Rashana Barnes	F/C	6-1	Jr.	7.1	4.7
Chrissy Falcone*	G	5-6	Sr.	7.4	2.0
Lisa Shepherd*	G	5-11	Sr.	13.3	4.4
Maren Walseth*	F	6-3	Sr.	13.8	5.8


* Returning Starter

Top Penn State Newcomers:

Kelly Mazzante	G	6-0	Fr.	Montoursville, PA
Courtney Upshaw	F	6-4	Fr.	Southport, CT

Series Record:

Wisconsin vs. Penn State series record: 3-12
 at Madison: 3-4; at University Park: 0-8



Head Coach
Rene Portland

Date	Place	Wis	Opp	Margin
Feb. 2, 1992	University Park, PA	75	86	-11
Jan. 31, 1993	Madison, WI	73	90	-17
Feb. 28, 1993	University Park, PA	66	95	-29
Jan. 30, 1994	University Park, PA	53	73	-20
Feb. 23, 1994	Madison, WI	59	88	-29
Jan. 29, 1995	University Park, PA	55	58	- 3
Jan. 28, 1996	Madison, WI	87	69	+18
Dec. 27, 1996	Madison, WI	83	77	+ 6
Feb. 23, 1997	University Park, PA	62	90	-28
Dec. 28, 1997	University Park, PA	71	86	-15
Feb. 22, 1998	Madison, WI	83	75	+ 8
Jan. 29, 1999	University Park, PA	61	91	-30
Feb. 5, 1999	Madison, WI	71	73 OT	- 2
Jan. 30, 2000	University Park, PA	54	68	-14
Feb. 6, 2000	Madison, WI	52	57	- 5

PURDUE UNIVERSITY

Thursday, December 28, 2000
Madison, WI
—7:00 p.m. CST (WPT/TVW)
Sunday, January 28, 2001
at West Lafayette, IN
—2:00 p.m. EST



Location: West Lafayette, IN
 Population: 21,247
 Enrollment: 37,762
 Division: NCAA-I
 Home Arena:

Mackey Arena (14,123)

Nickname: Boilermakers

Colors: Old Gold and Black

1999–2000 Season Record: 23-8

2000 Big Ten Record/Finish: 11-5/T-3rd

Post Season: Won the 2000 Big Ten Tournament - the third straight for the Boilermakers; Defeated Dartmouth in the first round of the NCAA tournament; Lost to Oklahoma in the next round, 76-74.

Starters Returning/Lost: 4/1

Letterwinners Returning/Lost: 7/4

Head Coach: Kristy Curry

School Record: 23-8 (1 year)

Career Record: 23-8 (1 year)

Big Ten Record: 11-5 (1 year)

Curry vs. Wisconsin: 2-0 (First year)

Assistants: Pam Stackhouse, Kerry Cremeans, Kelly Curry

Basketball Office: (765) 494-5853

Sports Information: Kathleen Offer

Internet: koffer@purdue.edu

Office Phone: (765) 494-6235

Home Phone: (765) 463-3778

Media Row: (765) 494-6364

FAX Phone: (765) 494-5447

Purdue Online: www.purduesports.com

Top Purdue Returnees:

Player	Pos.	Ht.	Yr.	Pts.	Reb.
Camille Cooper*	C	6-4	Sr.	15.3	7.5
Katie Douglas*	G/F	6-1	Sr.	20.4	6.5
Kelly Komara*	G	5-7	Jr.	10.9	3.9

* Starters

Top Purdue Newcomers:

Cherrise Graham	G	5-7	Fr.	Conshohocken, PA
Lindsey Hicks	F	6-1	Fr.	Lebanon, OH
Shalicia Hurns	F	6-3	Fr.	Indianapolis, IN
Beth Jones	G	5-9	Fr.	Mason, OH
Erika Valek	G	5-6	Fr.	Lubbock, TX
Shereka Wright	F	5-10	Fr.	Copperas Cove, TX

Series Record:

Wisconsin vs. Purdue series record: 12-27

at Madison: 9-9; at West Lafayette: 3-16; Neutral: 0-2



Head Coach
Kristy Curry

Date	Place	Wis	Opp	Margin
Dec. 3, 1976	West Lafayette, IN	40	53	-13
Feb. 11, 1977	West Lafayette, IN	60	62	- 2
Jan. 20, 1978	Carbondale, IL	65	79	-14
Jan. 20, 1979	Madison, WI	82	75 OT	+ 7
Feb. 15, 1980	West Lafayette, IN	66	57	+ 9
Feb. 6, 1981	Madison, WI	61	57	+ 4
Jan. 7, 1983	West Lafayette, IN	58	55	+ 3
March 12, 1983	Madison, WI	92	82	+10
Jan. 6, 1984	Madison, WI	92	62	+30
March 10, 1984	West Lafayette, IN	75	65	+10
Jan. 20, 1985	West Lafayette, IN	61	67	- 6
Feb. 15, 1985	Madison, WI	65	73	- 8
Jan. 19, 1986	Madison, WI	57	72	-15
Feb. 14, 1986	West Lafayette, IN	57	79	-22
Jan. 11, 1987	West Lafayette, IN	62	70	- 8
Feb. 6, 1987	Madison, WI	49	85	-36
Jan. 17, 1988	Madison, WI	62	80	-18
Feb. 12, 1988	West Lafayette, IN	55	67	-12
Jan. 15, 1989	West Lafayette, IN	56	69	-13
Feb. 27, 1989	Madison, WI	81	67	+14
Jan. 28, 1990	Madison, WI	72	92	-20
Feb. 23, 1990	West Lafayette, IN	63	81	-18
Jan. 27, 1991	Madison, WI	87	97	-10
Feb. 22, 1991	West Lafayette, IN	53	93	-40
Jan. 26, 1992	West Lafayette, IN	56	82	-26
Feb. 21, 1992	Madison, WI	80	69	+11
Feb. 7, 1993	West Lafayette, IN	49	72	-23
Mar. 7, 1993	Madison, WI	57	77	-20
Feb. 6, 1994	Madison, WI	64	77	-13
Mar. 6, 1994	West Lafayette, IN	45	93	-48
Jan. 27, 1995	West Lafayette, IN	66	68	- 2
Jan. 26, 1996	Madison, WI	98	95 2OT	+ 3
Jan. 3, 1997	Madison, WI	69	52	+17
Feb. 14, 1997	West Lafayette, IN	43	62	-19
Jan. 6, 1998	West Lafayette, IN	65	70	- 5
Feb. 15, 1998	Madison, WI	80	69	+11
Jan. 24, 1999	West Lafayette, IN	56	76	-20
Dec. 30, 1999	Madison, WI	58	83	-25
Mar. 3, 2000	Indy, IN (BT)	65	74	- 9

Non-Conference Opponents



NC State Tournament at North Carolina State University, Raleigh, NC

Sat-Sun., November 18-19, 2000

Nov. 18: NC State vs. Elon, 1 p.m. EST

Wisconsin vs. Oregon, 3 p.m. EST

Nov. 19: Consolation 1 p.m., Championship 3 p.m. EST

North Carolina State University

Location: Raleigh, NC

Population:

Enrollment: 28,281

Division: NCAA I

Home Arena:

Reynolds Coliseum (12,400)

Nickname: Wolfpack

Colors: Red and white

Conference: Atlantic Coast Conference

1999-2000 Season Record: 20-9

2000 Conference Record/Finish: 11-6/3rd

Post Season: Lost to Southern Methodist in the first round of the NCAA tournament, 64-63.

Starters Returning/Lost: 4/1

Letterwinners Returning/Lost: 11/2

Head Coach: Kay Yow

School Record: 532-223 (25 years)

Career Record: 589-242 (29 years)

Assistant Coaches: Stephanie Glance, Charisse Mapp, Jenny Kuziemski

Basketball Office: (919) 515-2880

Sports Information: Pam Monk

Internet: pam_monk@ncsu.edu

Office Phone: (919) 515-1183

Home Phone: (919) 859-1412

Media Row: (919) 515-3393

Fax Phone: (919) 515-2898

NC State Wolfpack Online: <http://www.gopack.com>



Top NC State Returnees:

Player	Pos.	Ht.	Yr.	Pts.	Reb.
Kaayla Chones*	F/C	6-3	So.	11.4	7.9
Tynesha Lewis*	G	5-10	Sr.	11.0	5.1
Amy Simpson	G/F	6-0	So.	8.5	2.9

Wisconsin vs. NC State series record: First meeting

Elon College

Location: Elon College, NC

Enrollment: 4,000

Division: NCAA I

Home Arena: Koury Center
(2,000)

Nickname: Phoenix

Colors: Maroon and Gold

Conference: Big South

Starters Returning/Lost: 5/0

Letterwinners Returning/Lost: 7/3

1999-00 Season Record: 14-15

2000 Conference Record/Finish: 6-8



Postseason: none

Head Coach: Brenda Paul

School Record: 67-96 (6 years)

Career Record: 346-293 (22 years)

Assistant Coach: Anne Monsted

Basketball Office: (336) 278-6800

Sports Information: Matt Eviston

Email: meviston@elon.edu

Office Phone: (336) 278-6711

Home Phone: (336) 585-1175

FAX Phone: (336) 584-2443

Elon Online: <http://www.elon.edu/athletics>

Top Elon Returnees:

Player	Pos.	Ht.	Yr.	Pts.	Reb.
Loretta Lawson*	G	5-8	Sr.	13.4	2.3
Erin Green*	G	5-6	So.	9.9	2.7
Anestha Blakeney	C	6-1	So.	9.9	6.7
Jayne Chikos*	G	5-8	So.	8.4	4.7
Tashina DeVeaux	C	6-3	Sr.	5.1	8.8

Wisconsin vs. Elon series record: First meeting

University of Oregon

Location: Eugene, OR

Enrollment: 17,450

Division: NCAA I

Home Arena: McArthur Court
(9,087)

Nickname: Ducks

Colors: Emerald Green & Lemon Yellow

Conference: Pac-10

1999-00 Season Record: 23-8

2000 Conference Record/Finish: 14-4/1st

Post Season: Lost in the NCAA first round to Alabama-Birmingham

Final National Ranking: none

Starters Returning/Lost: 4/1

Letterwinners Returning/Lost: 12/3

Head Coach: Jody Runge

School Record: 143-61 (7 years)

Career Record: 143-61 (7 years)

Assistant Coaches: Fred Litzenberger, Dan Muscatell, Kirsten McKnight

Basketball Office: (541) 346-3392

Sports Information: Andrew Longeteig

E-Mail: andrewl@oregon.uoregon.edu

Office Phone: (541) 346-2253

Home Phone: (541) 434-8308

Media Row: (541) 346-4497

Fax Phone: (541) 346-5449

Oregon Online: <http://www.goducks.com>



Top Oregon Returnees:

Player	Pos.	Ht.	Yr.	Pts.	Reb.
Shaquala Williams*	G	5-6	Jr.	17.7	3.4
Angelina Wolvert*	F/C	6-3	Sr.	11.8	6.0
Brianne Meharry	F	6-1	Sr.	10.3	5.7

Wisconsin vs. Oregon series record: UW 1, Oregon 0

Date	Place	Wis	Opp	Margin
Mar. 15, 1996	Nashville, TN -NCAA 1st Rnd	74	60	+14

Coaches Vs. Cancer Tournament, Madison, WI

Wed. & Fri., Nov. 22 & 24, 2000
Nov. 22

Oklahoma vs. Georgia, 5 p.m. CST

UW vs. Notre Dame, 7:30 p.m. CST

Nov. 24

Consolation 12:30 p.m. CST

Finals (ESPN) 3:00 p.m. CST



University of Oklahoma

Location: Norman, OK

Enrollment: 25,000

Division: NCAA I

Home Arena: Lloyd Noble Center (11,100)

Nickname: Sooners

Colors: Crimson and Cream

Conference: Big 12

1999-00 Season Record: 25-8

2000 Conference Record/Finish: 13-3/T-1st

Post Season: Lost in NCAA East Regional Semifinals (sweet 16) to eventual NCAA champion Connecticut, 102-80.

Final National Ranking: 13th USA Today, 18th AP

Starters Returning/Lost: 4/1

Letterwinners Returning/Lost: 11/1

Head Coach: Sherri Coale

School Record: 53-63 (4 years)

Career Record: 53-63 (4 years)

Assistant Coaches: Bo Overton, Jan Ross, Deren Boyd

Basketball Office: (405) 325-8322

Sports Information: Debbie Long

E-Mail: dslong@ou.edu

Office Phone: (405) 325-8413

Home Phone: (405) 329-8270

Media Row: (405) 325-1024

Fax Phone: (405) 325-7623

Oklahoma Online: <http://www.soonersports.com>

Top Oklahoma Returnees:

Player	Pos.	Ht.	Yr.	Pts.	Reb.
LaNeisha Caufield*	G	5-9	Jr.	15.3	4.9
Stacey Dales*	G	6-0	Jr.	12.7	5.1
Sunny Hardeman*	G	5-7	Sr.	4.8	2.1
Caton Hill*	F	6-0	So.	9.4	7.4

Wisconsin vs. Oklahoma series record: First meeting

University of Georgia

Location: Athens, GA

Enrollment: 30,912

Division: NCAA I

Home Arena:

Stegeman Coliseum (10,523)

Nickname: Lady Bulldogs

Colors: Red and Black

Conference: SEC

1999-00 Season Record: 32-4

2000 Conference Record/Finish: 13-1/1st



Post Season: Lost to Rutgers 59-51 in the NCAA West Regional Final.

Final National Ranking: 4th AP, 5th USA Today

Starters Returning/Lost: 4/1

Letterwinners Returning/Lost: 10/4

Head Coaches: Andy Landers

School Record: 518-152 (21 years)

Career Record: 600-173 (25 years)

Assistant Coaches: Terri Flournoy, Michael Shafer, Katie Schutz

Basketball Office: (706) 542-1176

Sports Information: Mike Mobley

Email: mmobley@sports.uga.edu

Office Phone: (706) 542-1621

Home Phone: (706) 548-0858

Media Row: (706) 542-8052

FAX Phone: (706) 542-9339

Georgia Online: <http://www.georgiadogs.com>

Top Georgia Returnees:

Player	Pos.	Ht.	Yr.	Pts.	Reb.
Coco Miller*	G	5-10	Sr.	15.4	3.2
Kelly Miller*	G	5-10	Sr.	15.1	4.7
Deanna Nolan*	G/F	6-0	Sr.	12.1	4.6
Tawana McDonald*	F/C	6-4	Jr.	12.0	8.8

Wisconsin vs. Georgia series record: 1-1

Date	Place	Wis	Opp	Margin
Dec. 13, 1996	Madison, WI (ESPN2)	67	74	- 7
Jan. 4, 1998	Athens, GA (CBS)	74	64 OT	+10

University of Notre Dame

Location: Notre Dame, IN

Enrollment: 10,311

Division: NCAA I

Home Arena:

Joyce Center (11,418)

Nickname: Fighting Irish

Colors: Gold and Blue

Conference: Big East

1999-00 Season Record: 25-7

2000 Conference Record: 15-1/2nd

Post Season: Advanced to the semifinals of the Big East

Tournament. Reached the Mideast Regional semifinal of the

NCAA Tournament by defeating San Diego and George

Washington. Ousted by Texas Tech, 69-65.

Final National Ranking: AP/5th; USA Today/9th

Starters Returning/Lost: 3/2

Letterwinners Returning/Lost: 10/2

Head Coaches: Muffet McGraw

School Record: 288-115 (13 years)

Career Record: 376-156 (18 years)

Assistant Coaches: Carol Owens, Kevin McGuff, Coquese

Washington

Basketball Office: (920) 465-2168

Sports Information: Eric Wachter

Internet: wachter.1@nd.edu

Office Phone: (219) 631-7516

Home Phone: (219) 288-8398

Media Row: (219) 631-5309

FAX Phone: (219) 631-7941

Notre Dame Online: <http://www.und.com>



Top Notre Dame Returnees:

Player	Pos.	Ht.	Yr.	Pts.	Reb.
Niele Ivey*	G	5-8	Sr.	11.2	3.5
Alicia Ratay*	G	5-11	So.	14.0	5.0
Ruth Riley*	C	6-5	Sr.	16.2	7.3

Wisconsin vs. Notre Dame series record: 2-2

Date	Place	Wis	Opp	Margin
Mar. 1, 1987	Madison, WI	70	80	-10
Dec. 4, 1993	Providence, RI	55	77	-22
Dec. 9, 1996	Notre Dame, IN	81	69	+12
Dec. 8, 1997	Madison, WI	89	77	+12

University of Nebraska

Wednesday, November 29, 2000
Madison, WI—7:00 p.m. CST (WPT/TVW)

Location: Lincoln, NE
Population: 213,000
Enrollment: 25,000
Division: NCAA I
Home Arena:



Devaney Center (13,500)
Nickname: Cornhuskers
Colors: Scarlet and cream
Conference: Big 12
1999-2000 Season Record: 18-13
1999-2000 Conference Record: 10-6/5th
Post Season: Reached the semifinals of the Big 12 tournament.
Lost in the first round of the NCAA tournament to Boston College, 93-76.
Final National Ranking: NA
Starters Returning/Lost: 1/4
Letterwinners Returning/Lost: 7/8
Head Coaches: Paul Sanderford
School Record: 62-35 (3 years)
Career Record: 427-155 (18 years)
Assistant Coaches: Steve Curtis, Jeff Walz, Michelle Clark
Basketball Office: (402) 472-6462
Sports Information: Jeff Griesch
Internet: jgriesch@huskers.unl.edu
Office Phone: (402) 472-7775
Home Phone: (402) 328-8992
Media Row: (402) 472-2279
FAX Phone: (402) 472-2005
Nebraska Online: <http://www.huskers.com>

Top Nebraska Returnees:

Player	Pos.	Ht.	Yr.	Pts.	Reb.
Casey Leonhardt*	C	6-5	Sr.	9.8	6.2
Amanda Went	G	5-9	Jr.	5.8	1.6
Monique Whitfield	F	6-1	Sr.	DNP in '99-2000	

Wisconsin vs. Nebraska series record: 4-0

Date	Place	Wis	Opp	Margin
Jan. 5, 1978	Madison, WI	79	74	+ 5
Dec. 12, 1979	Madison, WI	77	67	+10
Dec. 7, 1990	Lincoln, NE	80	74	+ 6
Nov. 21, 1999	Lincoln, NE	92	85	+ 7

University of Tennessee

Sunday, December 3, 2000
at Knoxville, TN—3:00 p.m. EST



Location: Knoxville, TN
Population: 165,540
Enrollment: 25,981
Division: NCAA I
Home Arena:
Thompson-Boling Arena (24,535)
Nickname: Lady Volunteers
Colors: Orange and white
Conference: Southeastern (SEC)
1999-00 Season Record: 33-4
2000 Conference Record/Finish: 16-1/Tied 1st
Post Season: Won the SEC conference tournament. Advanced to the NCAA Championship game, lost to No. 1 Connecticut, 71-52.
Final National Ranking: AP & USA Today/2
Starters Returning/Lost: 5/2
Letterwinners Returning/Lost: 11/3
Head Coaches: Pat Summitt
School Record: 728-150 (26 years)
Career Record: 728-150 (26 years)
Assistant Coaches: Mickie DeMoss, Holly Warlick, Al Brown
Basketball Office: (423) 974-0600
Sports Information: Debby Jennings
Internet: djennings@utk.edu
Office Phone: (865) 974-4275
Home Phone: (865) 584-1983
Media Row: (865) 974-0110
FAX Phone: (865) 974-8875
Tennessee Online: <http://www.utladyvols.com>

Top Tennessee Returnees:

Player	Pos.	Ht.	Yr.	Pts.	Reb.
Tamika Catchings*	F	6-1	Sr.	15.7	7.9
Kara Lawson	F	5-9	So.	13.6	4.1
Semeka Randall*	G	5-10	Sr.	14.0	5.3
Michelle Snow*	C	6-5	Jr.	11.8	6.3

Wisconsin vs. Tennessee series record: 0-4

Date	Place	Wis	Opp	Margin
Feb. 8, 1996	Madison, WI	61	72	-11
Feb. 4, 1997	Knoxville, TN	74	78	- 4
Dec. 20, 1997	Anchorage, AK	66	87	-21
Dec. 5, 2000	Madison, WI	62	85	-23



Coach Pat Summitt and guard Kristen Clement meet the media last year in Madison. UW is 0-4 against the six-time NCAA champions.

Loyola University

Tuesday, December 5, 2000
Madison, WI—7:00 p.m. CST

Location: Chicago, IL
 Population: 2,802,079
 Enrollment: 15,886
 Division: NCAA I
 Home Arena:



Gentile Center (5,200)
 Nickname: Ramblers
 Colors: Maroon and gold
 Conference: Midwestern Collegiate
 Conference (MCC)
 1999-00 Season Record: 3-23
 2000 Conference Record/Finish: 1-13/8th
 Post Season: Eliminated in the first round of the MCC Tournament
 Final National Ranking: NA
 Starters Returning/Lost: 4/1
 Letterwinners Returning/Lost: 8/2
 Head Coach: Mary Helen Walker
 School Record: 3-23 (1 year)
 Career Record: 3-23 (1 year)
 Assistant Coaches: Bernie Duque, Priscilla Rickenbacker, Michele Ratay
 Basketball Office: (773) 508-8813
 Sports Information: Leo Krause
 E-Mail: lkrause@hotmail.com
 Office Phone: (773) 508-2497
 Home Phone: TBA
 Media Row: TBA
 Fax Phone: (773) 508-3855
 Loyola Online: <http://www.loyolaramblers.com>

Top Loyola Returnees:

Player	Pos.	Ht.	Yr.	Pts.	Reb.
Tracy Hoffmann*	G	5-7	So.	13.3	4.2
Lauren Sirus*	C	6-1	Jr.	12.2	6.0
Beth Dilling*	G/F	5-10	Jr.	12.1	5.7

Wisconsin vs. Loyola series record: 6-2

Date	Place	Wis	Opp	Margin
Dec. 12, 1981	Chicago, IL	81	67	+14
Dec. 2, 1982	Chicago, IL	68	66	+ 2
Dec. 23, 1983	Madison, WI	68	51	+17
Nov. 28, 1984	Chicago, IL	53	50	+ 3
Jan. 3, 1986	Madison, WI	57	68	-11
Feb. 1, 1987	Chicago, IL	55	72	-17
Feb. 8, 1988	Madison, WI	85	72	+13
Jan. 7, 2000	Chicago, IL	86	71	+15

Hawaii Tournament, Honolulu, HA

Sat.-Sun., December 9-10, 2000

Dec. 9: Wisconsin vs. Wright State, 5 p.m. Hawaii ST
Hawaii vs. Akron, 7 p.m. Hawaii ST
Dec. 10: Akron vs. UW/Wright St. 5 p.m. Hawaii ST;
Hawaii vs. Wright St/UW, 7 p.m. Hawaii ST

University of Hawaii

Location: Honolulu, Hawaii
 Population: 1,185,497
 Enrollment: 17,353
 Division: NCAA I
 Home Arena:



Stan Sheriff Center (10,300)
 Nickname: Rainbow Wahine
 Colors: Green, black and silver
 Conference: Western Athletic (WAC)
 1999-00 Season Record: 20-9
 2000 Conference Record/Finish: 11-3/2nd
 Post Season: Advanced to the second round of the WAC
 Tournament. Lost in the first round of the WNIT to Saint Mary's, 75-60.
 Final National Ranking: NA
 Starters Returning/Lost: 2/3
 Letterwinners Returning/Lost: 8/6
 Head Coach: Vince Goo
 School Record: 261-116 (13 years)
 Career Record: 261-116 (13 years)
 Assistant Coaches: Da Houl, Jon Newlee, Serenda Valdez
 Basketball Office: (808) 956-8185
 Sports Information: Neal Iwamoto
 Internet: niwamoto@hawaii.edu
 Office Phone: (808) 956-9748
 Home Phone: (808) 396-8079
 Media Row: (808) 956-9408
 Fax Phone: (808) 956-4470
 Hawaii Online: <http://uhathletics.hawaii.edu>

Top Hawaii Returnees:

Player	Pos.	Ht.	Yr.	Pts.	Reb.
Kylie Galloway*	F	6-0	Sr.	13.7	4.9
Crystal Lee*	F	5-11	Sr.	4.1	1.9
Dainora Puida	F/C	6-4	Sr.	6.7	4.4

Wisconsin vs. Hawaii series record: First Meeting

University of Akron

Location: Akron, OH
Population: 223,000
Enrollment: 23,264
Division: NCAA I
Home Arena:



James A. Rhodes Arena (5,942)
Nickname: Zips
Colors: Blue and gold
Conference: Mid-American
1999-00 Season Record: 11-17
2000 Conference Record/Finish: 7-9/5th, East Div.
Post Season: Lost to Buffalo, 72-55, in the first round of the MAC Tournament.
Final National Ranking: NA
Starters Returning/Lost: 3/2
Letterwinners Returning/Lost: 10/2
Head Coach: Roxanne Allen
School Record: 39-48 (3 years)
Career Record: 154-139 (11 years)
Assistant Coaches: Nancy Beatty, Cindy Sperry, Marla Cleveland
Basketball Office: (330) 972-6895
Sports Information: Melanie Schneider
E-Mail: mschnei@uakron.edu
Office Phone: (330) 972-6584
Home Phone: (330) 928-7823
Media Row: (330) 374-8871
Fax Phone: (330) 374-8844
Akron Online: <http://www.GoZips.com>

Top Akron Returnees:

Player	Pos.	Ht.	Yr.	Pts.	Reb.
Cheryl Bowles*	C	6-4	Sr.	17.8	8.4
Katie Hank*	G	5-9	Sr.	8.9	4.3

Wisconsin vs. Akron series record: First meeting

Wright State

Location: Dayton, OH
Enrollment: 15,636
Division: NCAA I
Home Arena:



Ervin J. Nutter Center
(10,632)
Nickname: Raiders
Colors: Hunter green and gold
Conference: Midwestern Collegiate
1999-2000 Season Record: 8-20
1999-2000 Conference Record/Finish: 5-9/6th
Post Season: Advanced to the second round of the MCC Tournament by defeating Detroit, 82-65. Fell in the second round to Cleveland State, 72-68, in double overtime.
Final National Ranking: NA
Starters Returning/Lost: 3/2
Letterwinners Returning/Lost: 8/3
Head Coach: Lisa Fitch
School Record: 23-58 (3 years)
Career Record: 75-163 (8 years)
Assistant Coaches: Holly Borchers, Cliff Turner, Beth Simmons
Basketball Office: (317) 274-0622
Sports Information: Matt Zircher

E-Mail: mzircher@wright.edu
Office Phone: (937) 775-2831
Home Phone: (937) 492-1796
Media Row: (937) 775-4687
Fax Phone: (937) 775-2818

Wright State Online: <http://www.wsuraiders.com>

Top Wright State Returnees:

Player	Pos.	Ht.	Yr.	Pts.	Reb.
Reggen Stewart*	F	5-9	Sr	12.5	5.7
Chanda Hollingsworth*	G	5-5	Sr.	9.4	2.4
Julie Christensen*	G	5-9	So.	6.0	4.8

Wisconsin vs. Wright State series record: First Meeting

University of Evansville

Thursday, December 14, 2000
Madison, WI—7:00 p.m. CST

Location: Evansville, IN
Population: 125,000
Enrollment: 2,576
Division: NCAA I
Home Arena:



Roberts Stadium (12,300)
Nickname: Purple Aces
Colors: Purple, orange and white
Conference: Missouri Valley
1999-00 Season Record: 23-7
2000 Conference Record/Finish: 14-4/T-2nd
Post Season: Lost to Southwest Missouri State in the second round of the Missouri Valley Conference tournament. Lost to Missouri in the the first round of the WNIT, 84-81 in OT.
Final National Ranking: N/A
Starters Returning/Lost: 5/0
Letterwinners Returning/Lost: 13/1
Head Coaches: Tricia Cullop
School Record: 0-0 (First year)
Career Record: 0-0 (First year)
Assistant Coaches: Bobbie Kelsey, Greg Duke, Janette Jaques
Basketball Office: (812) 479-2289
Sports Information: Jeff Williams
Internet: jw225@evansville.edu
Office Phone: (812) 488-1152
Home Phone: (812) 452-2056
Media Row: (812) 479-2001, 2002
FAX Phone: (812) 479-2090
Evansville Online: <http://www.gopurpleaces.com>

Top Evansville Returnees:

Player	Pos.	Ht.	Yr.	Pts.	Reb.
Shyla McKibbin*	C	6-1	Sr.	18.0	8.7
Lisa Eckart*	F	6-0	Jr.	12.0	8.6
Shinko Ono*	G	5-4	Jr.	10.3	3.1

Wisconsin vs. Evansville series record: First Meeting

University of Wisconsin - Green Bay

Sunday, January 7, 2001
Madison, WI—1:30 p.m. CST
(MSC/WPT)

Location: Green Bay, WI
 Population: 97,789
 Enrollment: 5,600
 Division: NCAA I
 Home Arena: Phoenix Sports Center
 (1,800)
 Nickname: Phoenix
 Colors: Green, white and red
 Conference: Midwestern Collegiate Conference (MCC)
 1999-00 Season Record: 21-9
 2000 Conference Record/Finish: 12-2/1st
 Post Season: Won the MCC championship, defeating Cleveland State, 79-72. Lost in the first round of the NCAA tournament to Old Dominion, 94-85.
 Final National Ranking: N/A
 Starters Returning/Lost: 3/2
 Letterwinners Returning/Lost: 9/3
 Head Coaches: Kevin Borseth
 School Record: 40-19 (2 years)
 Career Record: 265-116 (13 years)
 Assistant Coaches: Dawn Plitzuweit, Kris Manske
 Basketball Office: (920) 465-2168
 Sports Information: Sheila Blackman
 Internet: blackmas@uwgb.edu
 Office Phone: (920) 465-5759
 Home Phone: (920) 406-6005
 Media Row: (920) 465-2918
 FAX Phone: (920) 465-2357
 UW-Green Bay Online: <http://www.uwgb.edu/athletics>



Top UW-Green Bay Returnees:

Player	Pos.	Ht.	Yr.	Pts.	Reb.
Amanda Leonhard*	G	5-8	Jr.	11.1	4.2
Melanie Tilque*	F	5-10	Sr.	10.9	4.1
Trisha Ebel*	G/F	5-9	Jr.	10.6	3.7

Wisconsin vs. UW-Green Bay series record: 14-4

Date	Place	Wis	Opp	Margin
Jan. 11, 1975	Madison, WI	45	38	+ 7
Jan. 24, 1976	Madison, WI	50	29	+21
Feb. 9, 1976	Green Bay, WI	47	39	+ 8
Feb. 23, 1977	Green Bay, WI	81	37	+44
Feb. 23, 1982	Madison, WI	66	53	+13
Dec. 8, 1982	Green Bay, WI	69	55	+14
Dec. 9, 1987	Madison, WI	60	61	- 1
Dec. 7, 1988	Green Bay, WI	62	58 OT	+ 4
Dec. 5, 1989	Madison, WI	58	60	- 2
Dec. 4, 1990	Green Bay, WI	75	91	-16
Dec. 1, 1992	Madison, WI	63	62	+ 1
Jan. 3, 1994	Madison, WI	75	64	+11
Dec. 27, 1994	Green Bay, WI	59	68	- 9
Dec. 13, 1995	Madison, WI	83	56	+27
Dec. 5, 1996	Green Bay, WI	68	56	+12
Dec. 10, 1997	Madison, WI	81	63	+18
Nov. 22, 1998	Madison, WI	60	52	+ 8
Dec. 1, 1999	Green Bay, WI	66	56	+10

University of Wisconsin - Milwaukee

Tuesday, January 16, 2001
at Milwaukee, WI—7:00 p.m. CST

Location: Milwaukee, WI
 Population:
 Enrollment: 22,964
 Division: NCAA I
 Home Arena:
 Klatsche Center (5,000)
 Nickname: Panthers
 Colors: Black and gold
 Conference: Midwestern Collegiate
 (MCC)
 1999-2000 Season Record: 16-12
 1999-2000 Conference Record/Finish: 10-4/2nd
 Post Season: Lost in the first round of the MCC Tournament to Cleveland State, 73-68.
 Final National Ranking: N/A
 Starters Returning/Lost: 3/2
 Letterwinners Returning/Lost: 7/7
 Head Coaches: Sandy Botham
 School Record: 58-52 (4 years)
 Career Record: 80-56 (5 years)
 Assistant Coaches: Sara Liebscher, Tonia Vanderploeg, Arneda Yarbrough
 Basketball Office: (414) 229-4405
 Sports Information: Michelle Alioto
 Internet: oto@uwm.edu
 Office Phone: (414) 229-4593
 Cell Phone: (414) 305-5987
 Media Row: (414) 229-6276
 FAX Phone: (414) 229-6759
 UW-Milwaukee Online: <http://www.uwmpanthers.com>



Top UW-Milwaukee Returnees:

Player	Pos.	Ht.	Yr.	Pts.	Reb.
Jessica Wilhite	G	5-8	Fr.	10.4	2.6
Teri Stoltenberg	G	5-8	Jr.	8.2	3.6
Nicole Luchsinger	F	5-10	Jr.	7.8	4.4

Wisconsin vs. UW-Milwaukee series record: 11-1

Date	Place	Wis	Opp	Margin
Jan. 28, 1975	Madison, WI	75	55	+20
Feb. 5, 1977	Madison, WI	87	55	+32
Feb. 16, 1978	Milwaukee, WI	78	35	+43
Dec. 13, 1978	Madison, WI	115	50	+65
Mar. 1, 1979	Milwaukee, WI	83	39	+44
Dec. 1, 1990	Madison, WI	99	76	+23
Dec. 10, 1991	Madison, WI	90	68	+22
Dec. 15, 1992	Madison, WI	77	78	- 1
Dec. 9, 1993	Madison, WI	108	58	+50
Nov. 24, 1996	Madison, WI	95	63	+32
Nov. 25, 1997	Milwaukee, WI	72	70	+ 2

Record vs. Opponents, 1974-00



Alabama-Birmingham 1-1	Central Michigan 0-1	Drake 2-4
12/8/84 76-59 Alabama-Birmingham	12/30/84 66-76 Central Michigan	12/2/79 76-78 Drake
12/5/87 60-86 Alabama-Birmingham	Central Missouri 1-0	1/18/81 54-71 DRAKE, 210
Arizona 0-1	2/21/81 69-61 Central Missouri	11/27/81 57-93 Drake
11/24/84 64-67 Arizona	Chicago State 6-0	11/25/89 49-64 Drake
Arkansas 0-1	11/29/80 95-35 Chicago State	11/30/95 82-78 DRAKE, 4524
3/23/99 64-67 Arkansas WNIT Final	2/7/81 91-41 CHICAGO STATE, 195	11/22/96 77-69 Drake
Army 1-0	1/3/89 65-45 CHICAGO STATE, 683	Duke 0-1
1/16/82 97-42 Army	1/2/90 93-63 CHICAGO STATE, 650	11/27/87 66-86 Duke (No. 16)
Auburn 1-0	1/22/91 90-66 CHICAGO STATE, 560	Eastern Illinois 2-1
11/29/91 70-63 #11 Auburn	12/8/92 82-66 CHICAGO STATE	2/6/82 64-61 Eastern Illinois
Austin Peay 1-0	Cincinnati 2-0	12/14/84 83-76 EASTERN ILLINOIS, 624
12/2/95 84-64 Austin Peay	12/4/76 65-61 Cincinnati	11/30/85 64-70 EASTERN ILLINOIS, 320
Ball State 1-0	11/28/86 73-68 ^{OT} Cincinnati	Eastern Kentucky 0-1
12/10/83 86-61 BALL STATE, 342	Clemson 0-1	11/27/83 61-63 Eastern Kentucky
Baylor 1-0	11/23/84 54-87 Clemson	Eastern Michigan 0-1
11/25/94 77-52 Baylor	Cleveland State 1-1	1/24/81 61-66 Eastern Michigan
Bowling Green 1-1	12/29/83 67-70 Cleveland State	Fairfield 1-1
12/7/86 68-77 BOWLING GREEN, 556	2/11/97 103-64 CLEVELAND ST, 6831	12/31/83 56-58 Fairfield
11/15/98 87-69 BOWLING GREEN, 7639	Colorado 1-0	3/15/00 83-46 FAIRFIELD, 2355
Bradley 3-0	3/21/82 60-59 Colorado NCAA 1st Rnd	Fairleigh Dickinson 0-1
12/5/82 123-79 BRADLEY, 350	Colorado State 1-0	1/5/88 66-86 Fairleigh Dickinson
12/1/83 75-59 Bradley	3/25/00 78-60 COLORADO ST, 6138	Florida 1-0
12/5/86 75-63 BRADLEY, 863	Creighton 2-0	3/29/00 75-74 Florida WNIT Final
Bucknell 1-0	12/9/90 101-93 Creighton	Florida A & M 1-0
12/2/89 98-73 Bucknell	11/26/91 83-68 CREIGHTON	12/6/98 86-57 Florida A&M
California-Irvine 2-0	Dartmouth 1-1	Florida State 0-1
12/28/82 65-47 California-Irvine	1/17/82 81-59 Dartmouth	12/4/87 67-100 Florida State
11/29/96 78-68 UC-Irvine	12/30/89 77-90 DARTMOUTH, 922	Georgetown 0-1
Calif-Santa Barbara 2-0	DePaul 3-2	1/2/82 64-65 Georgetown
11/30/96 100-95 UC-Santa Barbara	12/14/77 106-55 DePAUL, 5000	Georgia 1-1
11/20/98 103-90 ^{OT} #22 UC-SB, 7794	2/4/81 81-82 DePaul	12/13/96 67-74 #4 GEORGIA, 9683
Calif State-Long Beach 0-1	1/27/82 70-64 DEPAUL, 345	ESP2
12/30/82 62-66-2 ^{OT} Cal. St-Long Beach	12/11/86 75-97 DePAUL, 501	#17 Georgia CBS
Carroll College 2-0	3/19/00 82-76 DePAUL, 3197	Gonzaga 1-0
2/12/75 62-58 CARROLL COLLEGE	Detroit 2-2	11/24/90 80-77 Gonzaga
2/25/78 73-43 Carroll College	2/25/79 57-77 Detroit	IUPUI 1-0
Carthage College 2-0	12/8/79 63-71 UM-DETROIT, 487	12/12/99 68-55 IUPUI, 7810
2/11/75 57-48 CARTHAGE COLLEGE	12/13/87 89-58 DETROIT, 715	Illinois 17-23
2/15/77 79-72 Carthage College	12/11/88 76-73 Detroit	12/6/74 56-57 Illinois
		2/6/76 33-77 Illinois
		2/11/77 49-76 Illinois
		12/9/78 60-50 ILLINOIS, 884
		2/16/80 63-92 Illinois
		1/9/82 80-71 ILLINOIS, 537
		1/9/83 91-88 Illinois
		3/10/83 72-80 ILLINOIS, 950
		1/8/84 64-53 ILLINOIS, 934
		3/8/84 79-65 Illinois
		1/18/85 59-70 Illinois
		2/17/85 70-67 ILLINOIS, 572
		1/17/86 69-82 ILLINOIS, 608
		2/16/86 53-69 Illinois
		1/9/87 67-82 #17 Illinois
		2/8/87 64-77 #19 ILLINOIS, 993
		1/15/88 75-64 ILLINOIS, 819
		2/14/88 50-76 Illinois
		1/27/89 75-81 ^{OT} Illinois
		2/26/89 77-68 ILLINOIS, 2307
		1/26/90 86-77 ILLINOIS, 957
		2/25/90 76-81 Illinois
		1/25/91 90-81 ILLINOIS, 1005
		2/24/91 73-88 Illinois
		1/24/92 65-59 Illinois
		2/23/92 73-59 ILLINOIS, 3606
		1/22/93 74-81 Illinois
		1/21/94 81-59 ILLINOIS, 1356
		2/20/94 79-82 Illinois
		1/22/95 76-47 ILLINOIS, 7036
		1/21/96 68-67 Illinois



12/29/96	67-73	ILLINOIS, 8746	3/4/94	64-66	Indiana	Louisiana Tech	0-1
2/21/97	78-82	#17 Illinois	1/3/95	78-62	INDIANA, 1615	12/7/84	Louisiana Tech
12/30/97	75-83	#13 Illinois	2/24/95	61-63	Indiana	Loyola (Chicago)	6-2
2/20/98	73-69	#9 ILLINOIS, 11,267	12/29/95	81-71	INDIANA, 7338	12/8/81	Loyola (Chicago)
12/30/98	72-90	Illinois	2/23/96	68-82	Indiana	12/22/82	Loyola (Chicago)
2/19/99	82-78 ^{OT}	ILLINOIS, 10,734	1/12/97	72-74	Indiana	12/23/83	LOYOLA, 191
1/4/00	74-80	#15 ILLINOIS, 7177	2/7/97	54-59	INDIANA, 8873	11/28/84	Loyola (Chicago)
2/24/00	78-87	Illinois	1/9/98	75-60	INDIANA, 6972	1/3/86	LOYOLA, 477
Illinois-Chicago	12-5		2/6/98	55-56	Indiana	2/1/87	Loyola
2/4/77	59-62	Illinois-Chicago	1/10/99	65-69	Indiana	2/8/88	LOYOLA, 408
1/11/78	67-73	ILL-CHICAGO, 450	2/20/00	76-61	INDIANA, 9133	1/7/00	Loyola
1/19/78	49-65	Illinois-Chicago	Indiana State		3-2	Maine	1-0
12/6/78	66-72	Illinois-Chicago	1/19/80	62-70	Indiana State	11/29/97	Maine
2/1/80	54-71	Illinois-Chicago	1/9/81	83-60	INDIANA STATE, 225	Manhattan	1-0
2/23/80	68-62	ILL-CHICAGO, 680	2/5/82	68-75	Indiana State	12/18/97	Manhattan
2/17/81	82-57	Illinois-Chicago	3/12/82	68-60 ^{OT}	Indiana State	Mankato State	0-1
12/10/81	75-53	ILL-CHICAGO, 387	3/11/99	80-43	INDIANA STATE, 2890	12/6/75	Mankato State
11/26/82	90-32	Illinois-Chicago			WNIT First Rnd	Maryland	0-1
12/7/83	71-64	ILL-CHICAGO, 350	Iowa		16-23	1/5/82	Maryland
12/11/85	71-55	Illinois-Chicago	12/7/74	65-49	Iowa	Marquette	7-3
12/27/86	84-61	ILL-CHICAGO, 673	12/2/78	68-75	Iowa	2/21/77	MARQUETTE
1/30/89	72-58	ILL-CHICAGO, 586	12/1/79	51-68	Iowa	3/5/77	Marquette
11/28/89	76-66	Illinois-Chicago	11/15/80	73-69	IOWA, 1200	2/14/78	Marquette
12/12/90	79-63	ILL-CHICAGO, 503	2/13/81	88-67	Iowa	2/20/79	MARQUETTE, 425
12/13/93	101-72	Illinois-Chicago	2/12/82	78-64	Iowa	12/1/88	MARQUETTE, 504
12/15/94	79-61	ILL-CHICAGO, 1002	3/3/82	78-64	Iowa	1/16/90	MARQUETTE, 797
Illinois State	5-9		1/23/83	68-47	Iowa	2/9/95	MARQUETTE, 3545
12/5/75	28-88	Illinois State	2/23/83	68-44	IOWA, 669	1/9/96	Marquette
12/12/75	59-101	Illinois State	1/22/84	50-49	IOWA, 1461	12/3/98	MARQUETTE, 7588
3/9/78	92-81	Illinois State	2/24/84	37-46	Iowa	12/8/99	Marquette
1/31/80	57-71	Illinois State	1/27/85	65-54	IOWA, 1079	Memphis (State)	1-1
2/27/81	52-57	ILLINOIS STATE, 100	2/22/85	52-64	Iowa	1/5/81	Memphis State
11/18/81	55-71	Illinois State	1/26/86	32-68	Iowa	3/20/99	MEMPHIS, 6292
2/16/83	77-75 ^{OT}	ILLINOIS STATE, 365	2/21/86	47-61	IOWA, 706		WNIT Semifinals
12/5/83	69-70	Illinois State	1/2/87	44-83	#14 IOWA, 1498	Miami of Ohio	1-1
11/17/84	46-57	ILLINOIS STATE, 600	3/7/87	56-78	#10 Iowa	3/13/82	Miami of Ohio
12/22/85	57-64 ^{OT}	Illinois State	1/8/88	59-79	#1 IOWA, 1215	11/29/85	MIAMI OF OHIO, 379
12/30/90	73-83	ILLINOIS STATE, 1047	3/12/88	50-98	#2 Iowa	Michigan	25-14
12/30/91	69-55	Illinois State	2/3/89	57-67	#7 IOWA, 1353	2/7/76	Michigan
12/9/95	92-43	ILLINOIS STATE, 6631	3/5/89	52-78	Iowa (No. 9)	1/12/79	Michigan
12/6/97	77-69	Illinois State	2/2/90	52-84	#13 Iowa	1/26/80	MICHIGAN, 356
Indiana	10-29		3/4/90	60-77	#11 IOWA, 1631	12/6/80	Michigan
12/7/74	29-83	Indiana	1/2/91	78-67	#15 IOWA, 979	1/16/83	MICHIGAN, 570
2/9/78	48-63	Indiana	3/9/91	76-85 ^{OT}	#24 Iowa	3/4/83	Michigan
2/8/79	45-53	Indiana&	2/7/92	74-58	#5 IOWA, 2708	1/15/84	Michigan
2/17/79	52-59	INDIANA, 600	3/8/92	36-63	#8 Iowa	3/2/84	MICHIGAN, 919
1/18/80	50-64	Indiana	1/8/93	39-65	#5 Iowa	2/3/85	Michigan
1/30/81	86-76	INDIANA, 400	1/7/94	67-74	#2 IOWA, 2,641	3/1/85	MICHIGAN, 504
12/5/81	77-83	Indiana	1/6/95	72-62	IOWA, 2730	2/2/86	MICHIGAN, 450
2/6/83	61-73	INDIANA, 1387	2/19/95	62-55	Iowa	2/28/86	Michigan
2/11/83	49-59	Indiana	1/5/96	48-68	#11 Iowa	1/25/87	Michigan
2/5/84	57-64	Indiana	2/18/96	63-67	#7 IOWA, 11,522	2/20/87	MICHIGAN, 868
2/10/84	60-58	INDIANA, 909	1/5/97	69-63	Iowa PRIME/FOX	1/31/88	MICHIGAN, 861
1/13/85	51-75	INDIANA, 864	2/14/97	59-56	IOWA, 9638	2/26/88	Michigan
2/8/85	67-71	Indiana	1/20/98	63-66	IOWA, 16,296	1/22/89	MICHIGAN, 1027
1/12/86	46-65	Indiana	2/13/98	76-87	Iowa	2/17/89	Michigan
2/7/86	37-65	INDIANA, 370	1/3/99	79-72	IOWA, 8379	1/21/90	Michigan
1/16/87	66-71	INDIANA, 1128	1/27/00	62-66	Iowa	2/16/90	MICHIGAN, 825
2/15/87	48-46 ^{OT}	Indiana	Iowa State		2-3	1/13/91	Michigan
1/22/88	49-71	Indiana	1/26/79	62-76	IOWA STATE, 511	2/8/91	MICHIGAN, 1023
2/21/88	53-77	INDIANA, 880	3/6/82	78-77 ^{OT}	IOWA STATE, 712	1/19/92	MICHIGAN, 2224
1/6/89	55-73	Indiana	12/13/85	58-73	IOWA STATE, 680	2/14/92	Michigan
3/11/89	80-85	INDIANA, 1177	11/28/90	87-96	IOWA STATE, 615	1/17/93	MICHIGAN, 1851
1/5/90	80-92	INDIANA, 1130	11/24/91	84-70	Iowa State	2/12/93	Michigan
3/10/90	69-76	Indiana	Kansas		1-0	1/16/94	Michigan
2/1/91	86-103	Indiana	3/16/95	73-72	#23 Kansas NCAA 1st	2/11/94	MICHIGAN, 1545
3/2/91	80-75	INDIANA, 2102	Lake Superior State		0-1	12/28/94	Michigan
1/10/92	52-77	Indiana	12/11/87	79-92	LAKE SUPER ST., 529	2/26/95	MICHIGAN, 10,908
3/5/93	72-79	INDIANA, 1973	Lincoln College		1-0	12/27/95	MICHIGAN, 7556
3/14/92	77-67	INDIANA, 3715	2/2/80	84-74	Lincoln College	2/25/96	Michigan

1/24/97	77-72	Michigan	3/5/87	45-70	Minnesota	2/21/79	62-67	NORTHWESTERN, 463
1/23/98	79-63	MICHIGAN, 10,295	1/10/88	75-67	Minnesota	1/23/80	52-79	Northwestern
2/28/98	70-79	Michigan	3/9/88	71-73	MINNESOTA, 770	12/13/80	70-77	NORTHWESTERN, 200
		WNIT Second Rnd @	2/5/89	78-61	MINNESOTA, 1273	2/25/81	75-82	NORTHWESTERN, 450
1/15/99	71-65	MICHIGAN, 8108	3/3/89	58-83	Minnesota	2/12/82	52-62	Northwestern
1/31/99	70-46	Michigan	2/4/90	76-75	Minnesota	2/20/82	66-82	Northwestern
1/20/00	72-69	MICHIGAN, 7386	3/2/90	94-82	MINNESOTA, 925	1/21/83	57-54	Northwestern
2/17/00	73-78	Michigan	1/6/91	102-77	MINNESOTA, 1241	2/27/83	81-72	NORTHWESTERN, 1312
Michigan State	17-25		3/7/91	62-76	Minnesota	1/20/84	80-70	NORTHWESTERN, 771
2/6/76	46-77	Michigan State	2/9/92	82-72	MINNESOTA, 4308	2/26/84	57-54	Northwestern
1/14/78	63-65	MICH STATE, 1500*	3/6/92	83-82	Minnesota	1/6/85	58-76	NORTHWESTERN, 625
1/13/79	52-57	Michigan State	1/12/93	75-72	MINNESOTA, 685	3/9/85	89-86 ^{OT}	Northwestern
12/30/80	62-74	MICHIGAN STATE, 175	3/10/93	56-91	Minnesota	1/5/86	64-68	Northwestern
2/27/82	60-76	Michigan State	1/9/94	84-89	Minnesota	3/8/86	72-87	NORTHWESTERN, 777
1/14/83	77-59	MICHIGAN STATE, 350	3/8/94	71-82	MINNESOTA, 1640	1/30/87	53-72	NORTHWESTERN, 959
3/6/83	76-70	Michigan State	1/20/95	76-73	Minnesota	2/27/87	50-73	Northwestern
1/13/84	67-66	Michigan State	2/5/95	79-78 ^{OT}	MINNESOTA, 9346	2/5/88	55-70	Northwestern
3/4/84	88-68	MICHIGAN STATE, 933	1/19/96	85-50	MINNESOTA, 6897	3/4/88	57-83	NORTHWESTERN, 766
2/1/85	64-65	Michigan State	2/4/96	98-64	Minnesota	1/13/89	59-62	NORTHWESTERN, 981
3/3/85	82-72	MICHIGAN STATE, 676	1/26/97	84-57	MINNESOTA, 7260	2/10/89	63-66	Northwestern
1/31/86	55-58	MICHIGAN STATE, 320	2/28/97	75-80	Minnesota First Rnd	1/12/90	57-72	#25 Northwestern
3/2/86	69-82	Michigan State	1/25/98	67-54	Minnesota	2/9/90	62-73	#15 NU, 1011
1/23/87	53-77	Michigan State	2/27/98	65-47	Minnesota First Rnd	1/18/91	85-86	#15 NU, 1005
2/22/87	57-71	MICHIGAN STATE, 1180	12/28/98	70-59	MINNESOTA, 8760	2/15/91	72-93	#19 Northwestern
1/29/88	58-65	MICHIGAN STATE, 959	2/21/99	69-56	Minnesota	1/31/92	91-89	#22 NU, 1925
2/28/88	58-68	Michigan State	2/3/00	75-65	MINNESOTA, 7417	2/28/92	80-91	Northwestern
1/20/89	71-69	MICHIGAN STATE, 963	2/10/00	66-55	Minnesota	1/24/93	64-82	Northwestern
2/19/89	67-71	Michigan State	3/2/00	56-49	Minnesota	2/19/93	90-103	NORTHWESTERN, 1602
1/19/90	42-73	Michigan State	Mississippi		1-1	1/23/94	85-101	#19 NU, 1790
2/18/90	55-61	MICHIGAN STATE, 2606	1/3/81	58-62	Mississippi	2/18/94	54-79	Northwestern
1/11/91	73-89	Michigan State	12/19/97	83-63	Mississippi	2/3/95	63-56	NORTHWESTERN, 4759
2/10/91	78-75	#23 MICH ST, 3137	Missouri		0-1	2/2/96	69-68	#23 Northwestern
1/17/92	73-58	MICHIGAN STATE, 1271	2/20/81	71-75	Missouri	1/17/97	77-67	NORTHWESTERN, 8350
2/16/92	73-58	Michigan State	Montana		0-1	2/2/97	62-93	Northwestern
1/15/93	75-67	MICHIGAN STATE, 1601	3/18/92	74-85	MONTANA, 8353	1/16/98	70-65	Northwestern
2/14/93	67-81	Michigan State			NCAA 1st Rnd	2/1/98	95-64	NORTHWESTERN,
1/14/94	59-62	Michigan State	National College		2-0	16,329 (Big Ten Single Game Attendance Record)		
2/13/94	92-85	MICHIGAN STATE, 2283	3/11/82	79-50	National College	1/22/99	80-61	NORTHWESTERN, 8213
1/13/95	68-78	Michigan State	12/9/82	88-37	NATL COLLEGE, 200	1/12/00	74-60	Northwestern
2/12/95	62-78	MICHIGAN ST, 11,500	Nebraska		4-0	Notre Dame	2-2	
3/4/95	79-87	Michigan State	1/5/79	79-74	NEBRASKA, 535	3/1/87	70-80	NOTRE DAME, 2170
1/12/96	82-59	MICHIGAN STATE, 7011	12/12/89	77-67	NEBRASKA, 560	12/4/94	55-77	Notre Dame
2/11/96	65-76	Michigan State	12/7/90	80-74 ^{OT}	Nebraska	12/9/96	81-69	#10 Notre Dame
1/30/97	53-64	Michigan State	11/21/99	92-85 ^{OT}	#24 Nebraska	12/8/97	89-77	NOTRE DAME, 6225
1/30/98	72-65	MICHIGAN STATE, 9807	North Carolina		0-1	Ohio State	13-26	
1/8/99	74-77	Michigan State	12/1/89	77-84	North Carolina	2/10/78	48-73	Ohio State
2/7/99	73-68 ^{OT}	MICHIGAN STATE, 9070	N Carolina-Charlotte		0-1	3/10/78	52-85	Ohio State
3/17/99	70-69 ^{OT}	MICHIGAN STATE, 5490	11/29/87	75-81	UNC-Charlotte	3/6/80	68-80	Ohio State
1/9/00	61-75	Michigan State	Northeastern		1-0	2/4/83	66-84	OHIO STATE, 1120
2/13/00	77-69	MICH STATE, 10,227	11/28/99	81-80	Northeastern	2/13/83	61-75	Ohio State
3/22/00	77-45	MICHIGAN STATE, 3441	Northeastern Illinois		3-0	2/3/84	66-85	Ohio State
Middle Tennessee St	0-1		1/19/82	82-28	NE ILLINOIS, 365	2/12/84	79-70	OHIO STATE, 1248
11/29/86	56-69	Middle Tennessee State	1/4/92	79-53	Northeastern Illinois	1/11/85	53-66	OHIO STATE, 700
Minnesota	24-20		12/11/93	85-47	NE ILLINOIS, 836	2/10/85	48-62	Ohio State
12/6/74	55-45	Minnesota	Northern Illinois		6-0	1/10/86	48-81	Ohio State
2/8/80	66-80	MINNESOTA, 400	1/23/75	42-27	Northern Illinois	2/9/86	50-85	OHIO STATE, 322
1/17/81	68-84	MINNESOTA, 653	2/21/76	46-36	NORTHERN ILLINOIS	1/18/87	49-89	#18 OHIO STATE, 1026
2/13/81	68-79	Minnesota	1/15/77	56-52	Northern Illinois	2/13/87	62-97	#12 Ohio State
3/7/81	56-66	Minnesota	1/17/78	100-42	N, ILLINOIS, 150	1/24/88	54-84	#8 Ohio State
11/21/81	63-72	MINNESOTA, 475	12/3/80	87-72	Northern Illinois	2/19/88	70-87	#9 OHIO STATE, 799
1/23/82	60-63	Minnesota	12/2/81	74-71	N. ILLINOIS, 265	1/8/89	53-84	Ohio State
1/28/83	60-73	Minnesota	Northern Iowa		5-0	3/8/89	61-77	#15 OHIO STATE, 783
2/18/83	71-77	MINNESOTA, 816	12/21/83	76-48	NORTHERN IOWA, 265	1/7/90	64-72	OHIO STATE, 1288
1/27/84	63-59	MINNESOTA, 1026	12/1/84	61-52	NORTHERN IOWA, 682	3/8/90	57-78	Ohio State
2/17/84	51-62	Minnesota	12/3/85	72-45	Northern Iowa	2/3/91	76-81 ^{OT}	Ohio State
1/25/85	58-59	MINNESOTA, 525	1/16/96	95-68	Northern Iowa	3/1/91	92-77	OHIO STATE, 1357
2/24/85	70-79	Minnesota	12/3/96	97-50	N IOWA, 6460	1/12/92	90-79	Ohio State
1/24/86	58-75	Minnesota	Northwestern		13-27	3/11/92	72-78	OHIO STATE, 2340
2/23/86	62-52	MINNESOTA, 614	1/22/77	70-80	NORTHWESTERN	1/29/93	66-70	#4 OHIO STATE, 1908
1/4/87	81-73	MINNESOTA, 801	1/28/78	61-67	Northwestern	2/26/93	58-95	#7 Ohio State

1/28/94	99-90	#17 Ohio State	3/7/93	57-77	PURDUE, 2175	11/26/93	72-82	TOLEDO, 1990
2/27/94	73-70	OHIO STATE, 4805	2/6/94	64-77	#12 PURDUE	12/10/94	71-68	Toledo
1/8/95	76-69	#22 OHIO STATE, 3933	3/6/94	45-93	#10 Purdue	Union University		0-1
2/17/95	81-76	Ohio State	1/27/95	66-68	#19 Purdue	1/6/81	76-78 ^{OT}	Union University
1/7/96	75-69	Ohio State	1/26/96	98-95(2 ^{OT})	#21 PURDUE, 7140	University of D.C.		0-1
2/16/96	79-67	OHIO STATE, 9495	1/3/97	69-52	PURDUE, 8665	1/3/82	60-64	University of D.C.
3/2/96	58-72	Ohio State	2/16/97	43-62	Purdue	Utah		1-1
1/19/97	67-61	OHIO STATE, 11,212	1/6/98	65-70	#23 Purdue	11/30/91	62-65	Utah
1/18/98	54-66	Ohio State	2/23/98	80-69	PURDUE, 16,236	12/30/93	79-65	UTAH, 1478
1/5/99	55-70	#23 Ohio State	1/24/99	56-76	#3 Purdue	UW-Eau Claire		4-3
2/12/99	83-79 ^{OT}	OHIO STATE, 9077	12/30/99	58-83	#13 PURDUE, 8614	2/5/75	59-46	UW-Eau Claire
2/27/99	61-70	Ohio State BT First Rnd	3/3/00	65-74	#18 Purdue	12/7/75	46-59	UW-EAU CLAIRE
1/16/00	80-45	Ohio State	Queens College		0-1	1/29/77	51-64	UW-Eau Claire
1/23/00	79-59	OHIO STATE, 10,399	1/14/80	61-83	Queens College	3/3/77	68-71	UW-Eau Claire
Oklahoma State		0-1	Rice		1-0	12/10/77	84-39	UW-EAU CLAIRE, 610
12/11/92	59-65	Oklahoma State	2/8/00	71-58	RICE, 6926	3/2/78	88-46	UW-Eau Claire
Oregon	1-0		Rutgers		0-2	2/14/79	52-49	UW-Eau Claire
3/15/96	74-60	Oregon NCAA 1st Rnd	1/17/99	62-78	#13 RUTGERS, 10,384	UW-Green Bay		14-4
Penn State		3-12	11/27/99	61-63	Rutgers	1/1/75	45-38	UW-GREEN BAY
2/2/92	75-86	#8 Penn State	St. Cloud State		1-0	1/24/76	50-29	UW-GREEN BAY
1/31/93	73-90	#6 PENN STATE, 2007	11/24/79	76-61	St. Cloud State	2/9/76	47-39	UW-Green Bay
2/28/93	66-95	#6 Penn State	St. Mary's, CA		2-0	2/23/77	81-37	UW-Green Bay
1/30/94	53-73	#1 Penn State	11/26/94	80-73	St. Mary's CA	2/23/82	66-53	UW-GREEN BAY, 421
2/23/94	59-88	#2 PENN STATE, 790	12/3/94	84-68	St. Mary's CA	12/8/82	69-55	UW-Green Bay
1/29/95	55-58	#10 Penn State	St. Peter's College (N.J.)	0-1	St. Peter's College	12/9/87	60-61	UW-GREEN BAY, 842
1/28/96	87-69	#10 PENN ST, 10,505	1/3/88	63-72	St. Peter's College	12/7/88	62-58 ^{OT}	Green Bay
12/27/96	83-77	#15 PENN STATE	San Diego		1-0	12/5/89	58-60	UW-GREEN BAY, 850
2/23/97	62-90	Penn State	12/30/86	74-73	San Diego	12/4/90	75-91	UW-Green Bay
12/28/97	71-86	Penn State	San Francisco		0-1	12/1/92	63-62	UW-GREEN BAY, 1012
2/22/98	83-75	PENN STATE, 12,595	1/4/93	69-71	San Francisco	1/3/94	75-64	UW-GREEN BAY, 954
1/29/99	61-91	#21 Penn State	San Jose State		1-0	12/7/94	59-68	UW-Green Bay
2/5/99	71-73 ^{OT}	#18 PENN STATE, 9163	11/27/88	72-67	San Jose State	12/13/95	83-56	UW-GREEN BAY, 4479(c)
1/30/00	54-68	#7 Penn State	Santa Clara		0-1	12/5/96	68-56	UW-Green Bay
2/6/00	52-57	#6 PENN STATE, 8625	1/2/93	71-81	Santa Clara	12/10/97	81-63	UW-GREEN BAY, 5907
Phillips University		1-0	Siena University		1-0	11/22/98	60-52	UW-GREEN BAY, 7093
11/25/79	67-60	Phillips University	3/14/99	107-85	SIENA, 2949	12/1/99	66-56	UW-Green Bay
Pittsburgh		0-1	Southern Connecticut		WNIT Second Rnd	UW-LaCrosse		3-9
12/7/85	64-73	Pitt	1/13/80	78-75	Southern Connecticut	1/18/75	46-76	UW-LaCROSSE
Princeton		1-0	South Dakota		0-1	2/8/75	32-59	UW-LaCrosse
1/11/80	74-44	Princeton	11/30/80	72-87	South Dakota	1/31/76	32-81	UW-LaCrosse
Providence		0-1	S. Illinois-Carbondale		2-2	2/11/76	30-102	UW-LaCROSSE
1/9/80	61-63	Providence	3/11/78	65-64	Southern Illinois	1/28/77	50-92	UW-LaCrosse
Purdue		12-27	12/7/91	69-70	SOUTHERN ILLINOIS	1/25/78	75-90	UW-LACROSSE, 552
12/3/76	40-53	Purdue	12/30/92	79-81	Southern Illinois	3/3/78	68-64	UW-LaCrosse
2/11/77	60-62	Purdue	11/19/99	66-58	Southern Illinois	2/15/79	63-83	UW-LaCrosse
1/20/78	65-79	Purdue	Southern Methodist		0-1	3/3/79	74-88	UW-LaCrosse
1/20/79	82-75 ^{OT}	PURDUE, 301	12/2/94	77-80	Southern Methodist	2/20/80	57-64	UW-LaCROSSE, 423
2/15/80	66-57	Purdue	Southwestern Louisiana		1-0	1/27/81	66-56	UW-LaCrosse
2/6/81	61-57	PURDUE, 400	11/28/97	92-51	SW Louisiana	1/29/82	98-60	UW-LaCROSSE, 611
1/7/83	58-55	Purdue	Stanford		1-2	UW-Milwaukee		10-1
3/12/83	92-82	PURDUE, 550	11/25/88	62-119	#8 Stanford	1/28/75	75-55	UW-MILWAUKEE
1/6/84	92-62	PURDUE, 472	11/21/97	90-82	#4 STANFORD, 6927	2/5/77	87-55	UW-MILWAUKEE
3/10/84	75-65	Purdue	11/29/98	66-78	#25 Stanford	2/16/78	78-35	UW-Milwaukee
1/20/85	61-67	Purdue	Tennessee		0-4	12/13/78	115-50	UW-MILWAUKEE, 418
2/15/85	65-73	PURDUE, 680	2/8/96	61-72	#6 TENNESSEE, 11,506	3/1/79	83-39	UW-Milwaukee
1/19/86	57-72	PURDUE, 804	2/4/97	74-78	#9 Tennessee	12/1/90	99-76	UW-MILWAUKEE, 720
2/14/86	57-79	Purdue	12/20/97	66-87	#1 Tennessee, ESPN2	12/10/91	90-68	UW-MILWAUKEE
1/11/87	62-70	Purdue	12/5/99	62-85	#3 TENNESSEE, 11,861	12/15/92	77-78	UW-MILWAUKEE, 892
2/6/87	49-85	PURDUE, 896	Tennessee-Martin		1-0	12/9/93	108-58	UW-MILWAUKEE, 901
1/17/88	62-80	PURDUE, 1152	12/12/92	83-63	Tennessee Martin	11/24/96	95-63	UW-MILWAUKEE, 8657
2/12/88	55-67	Purdue	Texas A & M		0-1	11/25/97	72-70	UW-Milwaukee
1/15/89	56-69	#9 Purdue	11/24/89	65-66	Texas A & M	11/17/98	71-66	UW-MILWAUKEE, 6559
2/27/89	81-67	#11 PURDUE, 711	Texas-Austin		0-1	UW-Oshkosh		4-1
1/28/90	72-92	#10 PURDUE, 1326	3/23/82	61-73	#6 Texas AIAW Quarters	2/19/77	58-67	UW-OSHKOSH
2/23/90	63-81	#15 Purdue	Texas Tech		0-3	1/31/78	80-72	UW-Oshkosh
1/27/91	87-97	#6 PURDUE, 1621	3/18/95	65-88	#5 Texas Tech NCAA 2d	3/4/78	75-68	UW-Oshkosh
2/22/91	53-93	#6 Purdue	12/3/95	69-77	#10 Texas Tech	1/16/79	85-75	UW-OSHKOSH, 321
1/26/92	56-82	#12 Purdue	12/5/98	70-84	#12 Texas Tech	3/2/79	78-65	UW-Oshkosh
2/21/92	80-69	#9 PURDUE, 5005	Toledo		1-1	UW-Platteville		5-0
2/7/93	49-72	Purdue				1/25/75	74-42	UW-PLATTEVILLE

2/15/75	63-58	UW-Platteville	•	Valparaiso	•	1-0	•	Western Kentucky	1-1
1/26/76	76-56	UW-Platteville	•	12/13/88 79-52	•	VALPARAISO, 597	•	1/11/98 80-66	#19 W. KENTUCK6608
2/2/76	52-47	UW-PLATTEVILLE	•	Vanderbilt	•	0-1	•	12/10/98 71-83	Western Kentucky
2/9/77	84-54	UW-PLATTEVILLE	•	3/17/96 82-96	•	#12 Vanderbilt NCAA	•	Western Michigan	9-1
UW-River Falls	0-1		•		•	2nd Rnd, ESPN	•	2/24/79 79-75	Western Michigan
12/13/75 52-67		UW-RIVER FALLS	•	Virginia	•	0-1	•	2/22/80 80-72	W MICHIGAN, 338
UW-Stevens Point	3-7		•	12/6/85 59-82	•	Virginia	•	12/12/80 68-54	W. MICHIGAN, 200
2/1/75 47-49		UW-Stevens Point	•	Virginia Tech	•	0-1	•	1/23/81 53-70	Western Michigan
2/22/75 56-45		UW-STEVENS POINT	•	3/14/98 64-75	•	Virginia Tech NCAA 1st	•	2/26/82 74-58	Western Michigan
2/28/75 39-71		UW-Stevens Point	•	Wagner	•	1-0	•	12/4/82 77-64	W MICHIGAN, 950
1/30/76 40-66		UW-STEVENS POINT	•	12/5/93 94-60	•	Wagner College	•	12/2/84 61-52	W MICHIGAN, 431
2/16/76 35-85		UW-Stevens Point	•	Wake Forest	•	0-1	•	12/2/86 86-79	Western Michigan
1/21/77 82-92		UW-Stevens Point	•	12/28/92 67-93	•	WAKE FOREST, 1513	•	12/31/94 74-55	W. MICHIGAN, 1,376
1/25/77 50-62		UW-STEVENS POINT	•	Washington	•	0-1	•	11/28/95 83-64	Western Michigan
2/22/78 52-57		UW-STEVENS PT, 470	•	11/23/90 91-99 ^{OT}	•	#13 Washington	•	Westmar College	1-0
1/27/79 81-59		UW-STEVENS PT, 521%	•	Western Illinois	•	9-1	•	12/3/77 88-55	WESTMAR COL., 2500*
1/31/79 73-60		UW-Stevens Point	•	11/17/79 69-76	•	WESTERN ILLINOIS, 300	•	William Penn College	1-1
UW-Whitewater	2-4		•	11/22/80 84-76	•	Western Illinois	•	12/1/78 76-70	William Penn
2/18/75 53-55		UW-WHITEWATER	•	11/28/81 81-70	•	Western Illinois	•	11/23/79 70-73	William Penn
2/5/76 41-78		UW-Whitewater	•	1/13/82 81-43	•	WESTERN ILLINOIS, 375	•	Wichita State	0-1
12/11/76 46-53		UW-WHITEWATER	•	11/24/85 74-69 ^{OT}	•	W. ILLINOIS, 479	•	11/28/80 67-82	Wichita State
2/1/77 55-59		UW-Whitewater	•	12/4/88 73-62	•	WESTERN ILLINOIS, 695	•	Yale	1-0
2/18/78 66-54		UW-WHITEWATER, 549	•	12/13/91 112-69	•	W ILLINOIS, 3944+	•	1/7/80 72-70 ^{OT}	Yale
12/11/79 84-62		UW-WHITEWATER, 262	•	11/28/93 80-53	•	WESTERN ILLINOIS, 960	•	Total: 351 wins, 360 losses (.494)	
Valdosta State	0-1		•	11/29/94 79-52	•	W ILLINOIS, 1083	•		
11/26/83 73-74		Valdosta State	•	12/7/95 82-45	•	Western Illinois	•		

Wisconsin In Tournaments

1999-2000

Nebraska Tournament, Lincoln, NE	2-0	1st
Big Ten Tournament, Indianapolis, IN	1-1	T5th
WNIT Tournament (Champions)	5-0	1st

1998-99

Rice Tournament, Houston, TX	1-1	3rd
Big Ten Tournament, Indianapolis, IN	0-1	T5th
WNIT Tournament (Runnerup Champions)	4-1	2nd

1997-98

Maine Tournament, Orono, ME	2-0	1st
Northern Lights Tournament, Anchorage, AK	2-1	2nd
Big Ten Tournament, Indianapolis, IN	1-1	T5th
NCAA Tournament	0-1	1st Rnd

1996-97

UC-Santa Barbara Shootout, Santa Barbara, CA	2-0	1st
Big Ten Tournament, Indianapolis, IN	0-1	T9th

1995-96

Texas Tech Tournament, Lubbock, TX	1-1	2nd
Big Ten Tournament, Indianapolis, IN	0-1	T5th
NCAA Tournament	1-1	2nd Rnd

1994-95

St. Mary's Thanksgiving Classic, Moraga, CA	2-0	1st
Arkansas Dial Classic, Fayetteville, AR	1-1	3rd
Big Ten Tournament, Indianapolis, IN	0-1	T5th
NCAA Tournament	1-1	2nd Rnd

1993-94

Brown University, Providence, RI	1-1	3rd
----------------------------------	-----	-----

1992-93

Memphis State, Memphis, TN	1-1	3rd
----------------------------	-----	-----

1991-92

University of Utah, Salt Lake City, UT	1-1	2nd
NCAA Tournament	0-1	1st Rnd

1990-91

University of Colorado, Boulder, CO	1-1	3rd
-------------------------------------	-----	-----

1989-90

Texas A & M, College Station, TX	0-2	4th
Princeton University, Princeton, NJ	1-1	3rd

1987-88

Florida State, Tallahassee, FL	0-2	4th
--------------------------------	-----	-----

1986-87

University of Cincinnati, Cincinnati, OH	1-1	2nd
--	-----	-----

1985-86

University of Virginia, Charlottesville, VA	0-2	4th
Badger Invitational, Madison, WI	1-1	2nd

1984-85

University of Nebraska, Lincoln, NE	0-2	4th
Louisiana Tech, Ruston, LA	1-1	3rd

1983-84

University of Kentucky, Lexington, KY	0-2	4th
University of Miami Classic, Miami, FL	0-2	----

1981-82

Drake University, Des Moines, IA	1-1	----
Dartmouth University, Hanover, NH	2-0	1st
Big Ten Championship, East Lansing, MI	1-1	T5th
MAIAW Regional, Terre Haute, IN	3-0	1st
AIWA Quarterfinals, Austin, TX	1-1	Top 8

1980-81

Drake University, Des Moines, IA	1-2	
Badger Invitational, Madison, WI	1-1	2nd
Big Ten Tournament, Evanston, IL	1-1	T5th

1979-80

William Penn College, Oskaloosa, IA	2-1	2nd
Big Ten Tournament, Madison, WI	0-1	T5th
MAIAW Regional, Terre Haute, IN	0-1	T7th

1978-79

Badger Invt., UW-Madison, Madison, WI	1-1	3rd
Big Ten Tournament, Bloomington, IN	0-1	T7th
WWIAC State Tournament, Oshkosh, WI	2-1	2nd

1977-78

S.Illinois Saluki Invitational, Carbondale, IL	0-2	4th
Big Ten Tournament, West Lafayette, IN	0-1	T7th
WWIAC State Tournament, Eau Claire, WI	3-0	1st
MAIAW Regional, East Lansing, MI	2-1	T5th

1976-77

Big Ten Tournament, West Lafayette, IN	0-2	T8th
WWIAC State Tournament	0-2	----

1975-76

Big Ten Tournament, West Lafayette, IN	0-3	8th
--	-----	-----

Season-by-Season Results 1974-00

1974-1975

Won 11, Lost 7 (Home-6-2; Away-5-5)

UW Head Coach: Marilyn Harris

Total home attendance: Figures Not Available

12/6	+10	55-45	Minnesota
12/6	- 1	56-57	Illinois
12/7	-54	29-83	Indiana
12/7	+16	65-49	Iowa
1/11	+ 7	45-38	UW-GREEN BAY
1/18	-30	46-76	UW-LaCROSSE
1/23	+15	42-27	Northern Illinois
1/25	+32	74-42	UW-PLATTEVILLE
1/28	+20	75-55	UW-MILWAUKEE
2/1	- 2	47-49	UW-Stevens Point
2/5	+13	59-46	UW-Eau Claire
2/8	-27	32-59	UW-LaCrosse
2/11	+ 9	57-48	CARTHAGE COLLEGE
2/12	+ 4	62-58	CARROLL COLLEGE
2/15	+ 5	63-58	UW-Platteville
2/18	- 2	53-55	UW-WHITEWATER
2/22	+11	56-45	UW-STEVENS POINT
2/28	-32	39-71	UW-Stevens Point

1975-76

Won 5, Lost 13 (Home-3-4; Away-2-9)

UW Head Coach: Marilyn Harris

Total home attendance: Figures Not Available

12/5	-60	28-88	Illinois State
12/6	- 1	39-40	Mankato State
12/7	-13	46-59	UW-EAU CLAIRE
12/12	-42	59-101	Illinois State
12/13	-15	52-67	UW-RIVER FALLS
1/24	+21	50-29	UW-GREEN BAY
1/26	20	76-56	UW-Platteville
1/30	-26	40-66	UW-STEVENS POINT
1/31	-49	32-81	UW-LaCrosse
2/2	+ 5	52-47	UW-PLATTEVILLE
2/5	-37	41-78	UW-Whitewater
2/6	-31	46-77	Michigan State@
2/6	-44	33-77	Illinois@
2/7	-51	33-84	Michigan@
2/9	+ 8	47-39	UW-Green Bay
2/11	-72	30-102	UW-LaCROSSE
2/16	-50	35-85	UW-Stevens Point
2/21	+10	46-36	NORTHERN ILLINOIS

@Big Ten Tournament

1976-77

Won 7, Lost 14 (Home-3-4; Away-4-10)

UW Head Coach: Edwina Qualls

Total home attendance: Figures Not Available

12/3	-13	40-53	Purdue
12/4	+4	65-61	Cincinnati
12/11	- 7	46-53	UW-WHITEWATER
1/15	+ 4	56-52	Northern Illinois
1/21	-10	82-92	UW-Stevens Point
1/22	-10	70-80	NORTHWESTERN
1/25	-12	50-62	UW-STEVENS POINT
1/28	-42	50-92	UW-LaCrosse
1/29	-13	51-64	UW-Eau Claire
2/1	- 4	55-59	UW-Whitewater
2/4	- 3	59-62	Illinois-Chicago

2/5	+32	87-55	UW-MILWAUKEE
2/9	+30	84-54	UW-PLATTEVILLE
2/11	- 2	60-62	Purdue@
2/11	-27	49-76	Illinois@
2/15	+ 7	79-72	Carthage College
2/19	- 9	58-67	UW-OSHKOSH
2/21	+21	68-47	MARQUETTE
2/23	+44	81-37	UW-Green Bay
3/3	- 3	68-71	UW-Eau Claire+
3/5	-11	60-71	Marquette+

@Big Ten Tournament

+WWIAC State Tournament

1977-78

Won 14, Lost 10 (Home-5-5; Away-9-5)

UW Head Coach: Edwina Qualls

Total home attendance: 12,231/10=1,223 avg.

12/3	+33	88-55	WESTMAR COLL., 2500*
12/10	+45	84-39	UW-EAU CLAIRE, 610
12/14	+51	106-55	DePAUL, 5000*
1/11	- 6	67-73	ILLINOIS-CHICAGO, 450
1/14	- 2	63-65	MICHIGAN STATE, 1500*
1/17	+58	100-42	NORTHERN ILLINOIS, 150
1/19	-16	49-65	Illinois-Chicago%
1/20	-14	65-79	Purdue%
1/25	-15	75-90	UW-LACROSSE, 552
1/28	- 6	61-67	Northwestern
1/31	+ 8	80-72	UW-Oshkosh
2/9	-15	48-63	Indiana
2/10	-25	48-73	Ohio State@
2/14	+16	71-55	Marquette
2/16	+43	78-35	UW-Milwaukee
2/18	+12	66-54	UW-WHITEWATER, 549
2/22	- 5	52-57	UW-STEVENS POINT, 470
2/25	+30	73-43	Carroll College
3/2	+42	88-46	UW-Eau Claire+
3/3	+ 4	68-64	UW-LaCrosse+
3/4	+ 7	75-68	UW-Oshkosh+
3/9	+11	92-81	Illinois State\$
3/10	-33	52-85	Ohio State\$
3/11	+ 1	65-64	Southern Illinois\$

%Saluki Invitational

@Big Ten Tournament

+WWIAC State Tournament

SMAIAW Regional

*Indicates double-header

1978-79

Won 13, Lost 11 (Home-7-3; Away-6-8)

UW Head Coach: Edwina Qualls

Total home attendance: 4,979/10=498 avg.

12/1	+ 6	76-70	William Penn
12/2	- 7	68-75	Iowa
12/6	- 6	66-72	Illinois-Chicago
12/9	+10	60-50	ILLINOIS, 884
12/13	+65	115-50	UW-MILWAUKEE, 418
1/5	+ 5	79-74	NEBRASKA, 535
1/12	- 7	73-80	Michigan
1/13	- 5	52-57	Michigan State
1/16	+10	85-75	UW-OSHKOSH, 321
1/20	+ 7	82-75 ^{OT}	PURDUE, 301
1/26	-14	62-76	IOWA STATE, 511%
1/27	+22	81-59	UW-STEVENS POINT, 521%
1/31	+13	73-60	UW-Stevens Point
2/8	- 8	45-53	Indiana&
2/14	+ 3	52-49	UW-Eau Claire
2/15	-20	63-83	UW-LaCrosse
2/17	- 7	52-59	INDIANA, 600
2/20	+23	67-44	MARQUETTE, 425
2/21	- 5	62-67	NORTHWESTERN, 463
2/24	+ 4	79-75	Western Michigan
2/25	-20	57-77	Detroit
3/1	+44	83-39	UW-Milwaukee+
3/2	+13	78-65	UW-Oshkosh+
3/3	-14	74-88	UW-LaCrosse+

%Badger Invitational

@Big Ten Tournament

+WWIAC State Tournament

1979-80

Won 11, Lost 16 (Home-4-4; Away-7-12)

UW Head Coach: Edwina Qualls

Total home attendance: 3,246/8=406 avg.

11/17	- 7	69-76	WESTERN ILLINOIS, 300
11/23	- 3	70-73	William Penn%
11/24	+15	76-61	St. Cloud State%
11/25	+ 7	67-60	Phillips University%
12/1	-17	51-68	Iowa
12/2	- 2	76-78	Drake
12/8	- 8	63-71	UM-DETROIT, 487
12/11	+12	84-62	UW-WHITEWATER, 262
1/7	+ 2	72-70 ^{OT}	Yale



Badger pioneers are represented by these 1970's alumni who helped lay the UW women's basketball foundation. Some were members of UW's first state championship team in 1978, and also brought the Badgers into the Big Ten Conference in 1982. L-R Linda Sielaff, Anne Saeman, Kris Hallisy, Debbie Ambruso, Linda Gough, Terry Huff, Ginny Vorwald, and former assistant coach Dennis Simpson and son.



The 1981-82 Badger team attended the first post season tournament in UW history winning the MAIAW Regional championship to earn an AIAW National tournament bid. The team won its first round game over Colorado before bowing out to Texas in the quarter-finals finishing with a 21-13 record. Team members clockwise from left: head coach Edwina Qualls, asst. coach Kathy Richey Walton, trainer Jan Tappan Hellwig, asst. coach Linda Gough, Manager Kathryn Rindy, asst. coach Dennis Simpson, Terry Huff, Lizbeth Finchem, Vivian Rorer, Debbie Ambruso, Carol Jones, Chris Pruitt, Linda Sielaf, Janet Huff, Theresa Theder, Michelle Lowman, Andrea Adams, Kris Hallisy, Faith Johnson.

1/9	- 2	61-63	Providence
1/11	+30	74-44	Princeton
1/13	+ 3	78-75	Southern Connecticut
1/14	-22	61-83	Queens College
1/18	-14	50-64	Indiana
1/19	- 8	62-70	Indiana State
1/23	-27	52-79	Northwestern
1/26	+ 8	65-57	MICHIGAN, 356
1/31	-14	57-71	Illinois State
2/1	-14	54-71	Illinois-Chicago
2/2	+10	84-74	Lincoln College
2/8	-14	66-80	MINNESOTA, 400@
2/15	+ 9	66-57	Purdue
2/16	-29	63-92	Illinois
2/20	- 7	57-64	UW-LaCROSSE, 423
2/22	+ 8	80-72	WESTERN MICHIGAN, 338
2/23	+ 6	68-62	ILLINOIS-CHICAGO, 680
3/6	-12	68-80	Ohio State\$

%William Penn Invitational
@Big Ten Tournament
\$MAIAW Regional

1980-81

Won 13, Lost 18 (Home: 6-6; Away-7-12)
UW Head Coach: Edwina Qualls
Total home attendance: 4,408/12=367 avg.

11/15	+ 4	73-69	IOWA, 1200
11/22	+ 8	84-76	Western Illinois
11/28	-15	67-82	Wichita State%
11/29	+60	95-35	Chicago State%
11/30	-15	72-87	South Dakota%
12/3	+15	87-72	Northern Illinois
12/6	- 9	78-87	Michigan
12/12	+14	68-54	W. MICHIGAN, 200#
12/13	- 7	70-77	NORTHWESTERN, 200#
12/30	-12	62-74	MICHIGAN STATE, 175
1/3	- 4	58-62	Mississippi
1/5	- 7	70-77	Memphis State
1/6	- 2	76-78 ^{OT}	Union University
1/9	+23	83-60	INDIANA STATE, 225
1/17	-16	68-84	MINNESOTA, 653
1/18	-17	54-71	DRAKE, 210
1/23	-17	53-70	Western Michigan

1/24	- 5	61-66	Eastern Michigan
1/27	+10	66-56	UW-LaCrosse
1/30	+10	86-76	INDIANA, 400
2/4	- 1	81-82	DePaul
2/6	+ 4	61-57	PURDUE, 400
2/7	+50	91-41	CHICAGO STATE, 195
2/13	+21	88-67	Iowa@
2/13	-11	68-79	Minnesota@
2/17	+25	82-57	Illinois-Chicago
2/20	- 4	71-75	Missouri
2/21	+ 8	69-61	Central Missouri
2/25	- 7	75-82	NORTHWESTERN, 450
2/27	- 5	52-57	ILLINOIS STATE, 100
3/7	-10	56-66	Minnesota
%Drake Turkey Invitational			
#Badger Invitational			
@Big Ten Tournament			

1981-82

Won 21, Lost 13 (Home-9-1; Away-12-12)
UW Head Coach: Edwina Qualls
Total home attendance: 4,873/11=443 avg.

11/18	-16	55-71	Illinois State
11/21	- 9	63-72	MINNESOTA, 475
11/27	-36	57-93	Drake%
11/28	+11	81-70	Western Illinois%
12/2	+ 3	74-71	NORTHERN ILLINOIS, 265
12/5	- 6	77-83	Indiana
12/8	+14	81-67	Loyola (Chicago)
12/10	+22	75-53	ILLINOIS-CHICAGO, 387
1/2	- 1	64-65	Georgetown
1/3	- 4	60-64	University of D.C.
1/5	-29	62-91	Maryland
1/9	+ 9	80-71	ILLINOIS, 537
1/13	+38	81-43	WESTERN ILLINOIS, 375
1/16	+55	97-42	Army#
1/17	+22	81-59	Dartmouth#
1/19	+54	82-28	NE ILLINOIS, 365
1/23	- 3	60-63	Minnesota
1/27	+ 6	70-64	DEPAUL, 345
1/29	+38	98-60	UW-LaCROSSE, 611
2/5	- 7	68-75	Indiana State

2/6	+ 3	64-61	Eastern Illinois
2/12	+14	78-64	Iowa@
2/12	-10	52-62	Northwestern@
2/20	-16	66-82	Northwestern
2/23	+13	66-53	UW-GREEN BAY, 421
2/26	+16	74-58	Western Michigan
2/27	-16	60-76	Michigan State
3/3	+14	78-64	Iowa
3/6	+ 1	78-77 ^{OT}	IOWA STATE, 712
3/11	+29	79-50	National College\$
3/12	+ 8	68-60 ^{OT}	Indiana State\$
3/13	+11	76-65	Miami of Ohio\$
3/21	+ 1	60-59	Colorado*
3/23	-12	61-73	#6 Texas*
%Drake Turkey Invitational			
#Dartmouth Invitational			
@Big Ten Tournament			
\$MAIAW Regional			
*AIAW National Championship			

1982-83

Won 19, Lost 8 (Home-9-4; Away-10-4)
(Big Ten Conference Finish—5th, 11-7)
UW Head Coach: Edwina Qualls
Total home attendance: 9,589/13=738 avg.
Big Ten attendance: 7,724/9=858 avg

11/26	+58	90-32	Illinois-Chicago
12/4	+13	77-64	WESTERN MICHIGAN, 950
12/5	+44	123-79	BRADLEY, 350
12/8	+14	69-55	UW-Green Bay
12/9	+51	88-37	NATIONAL COLLEGE, 200
12/22	+ 2	68-66	Loyola (Chicago)
12/28	+18	65-47	California-Irvine
12/30	- 4	62-66	Cal. St-Long Beach (2 ^{OT})
1/7	+ 3	58-55	Purdue
1/9	+ 3	91-88	Illinois
1/14	+18	77-59	MICHIGAN STATE, 350
1/16	+31	99-68	MICHIGAN, 570
1/21	+ 3	57-54	Northwestern
1/23	+21	68-47	Iowa
1/28	-13	60-73	Minnesota
2/4	-18	66-84	OHIO STATE, 1120
2/6	-12	61-73	INDIANA, 1387
2/11	-10	49-59	Indiana
2/13	-14	61-75	Ohio State
2/16	+ 2	77-75 ^{OT}	ILLINOIS STATE, 365
2/18	- 6	71-77	MINNESOTA, 816
2/23	+24	68-44	IOWA, 669
2/27	+ 9	81-72	NORTHWESTERN, 1312
3/4	+ 9	80-71	Michigan
3/6	+ 6	76-70	Michigan State
3/10	- 8	72-80	ILLINOIS, 950
3/12	+10	92-82	PURDUE, 550

1983-84

Won 18, Lost 10 (Home-12-1; Away-6-9)
(Big Ten Conference Finish—2nd, 13-5)
UW Head Coach: Edwina Qualls
Total home attendance: 9,776/13=752 avg.
Big Ten attendance: 8,673/9=964 avg.

11/26	- 1	73-74	Valdosta State%
11/27	- 2	61-63	Eastern Kentucky%
12/1	+16	75-59	Bradley
12/5	- 1	69-70	Illinois State
12/7	+ 7	71-64	ILLINOIS-CHICAGO, 350
12/10	+25	86-61	BALL STATE, 342
12/21	+28	76-48	NORTHERN IOWA, 265
12/23	+17	68-51	LOYOLA, 191
12/29	- 3	67-70	Cleveland State#
12/31	- 2	56-58	Fairfield#
1/6	+30	92-62	PURDUE, 472
1/8	+11	64-53	ILLINOIS, 934
1/13	+ 1	67-66	Michigan State
1/15	+13	77-63	Michigan
1/20	+10	80-70	NORTHWESTERN, 771
1/22	+ 1	50-49	IOWA, 1461

1/27	+ 4	63-59	MINNESOTA, 1026
2/3	-19	66-85	Ohio State
2/5	- 7	57-64	Indiana
2/10	+ 2	60-58	INDIANA, 909
2/12	+ 9	79-70	OHIO STATE, 1248
2/17	-11	51-62	Minnesota
2/24	- 9	37-46	Iowa
2/26	+ 3	57-54	Northwestern
3/2	- 1	63-64	MICHIGAN, 919
3/4	+20	88-68	MICHIGAN STATE, 933
3/8	+14	79-65	Illinois
3/10	+10	75-65	Purdue

%Kentucky Invitational
#Miami Classic

1984-85

Won 11, Lost 17 (Home-7-6; Away-4-11)
(Big Ten Conference Finish—tie for 7th, 6-12)
UW Head Coach: Edwina Qualls
Total home attendance: 8,562/13=659 avg.
Big Ten attendance: 6,225/9=692 avg.

11/17	-11	46-57	ILLINOIS STATE, 600
11/23	-33	54-87	Clemson%
11/24	- 3	64-67	Arizona%
11/28	+ 3	53-50	Loyola (Chicago)
12/1	+ 9	61-52	NORTHERN IOWA, 682
12/2	+ 9	61-52	WESTERN MICHIGAN, 431
12/7	-35	51-86	Louisiana Tech#
12/8	+17	76-59	Alabama-Birmingham#
12/14	+ 7	83-76	EASTERN ILLINOIS, 624
12/30	-10	66-76	Central Michigan
1/6	-18	58-76	NORTHWESTERN, 625
1/11	-13	53-66	OHIO STATE, 700
1/13	-24	51-75	INDIANA, 864
1/18	-21	59-70	Illinois
1/20	- 6	61-67	Purdue
1/25	- 1	58-59	MINNESOTA, 525
1/27	+11	65-54	IOWA, 1079
2/1	- 1	64-65	Michigan State
2/3	+ 9	81-72	Michigan
2/8	- 4	67-71	Indiana
2/10	-14	48-62	Ohio State
2/15	- 8	65-73	PURDUE, 680
2/17	+ 3	70-67	ILLINOIS, 572
2/22	-12	52-64	Iowa
2/24	- 9	70-79	Minnesota
3/1	+11	81-70	MICHIGAN, 504
3/3	+10	82-72	MICHIGAN STATE, 676
3/9	+ 3	89-86 ^{OT}	Northwestern

%Nebraska Tournament
#Lady Techster Invitational

1985-86

Won 4, Lost 24 (Home-2-12; Away-2-12)
(Big Ten Conference Finish—10th, 1-17)
UW Head Coach: Edwina Qualls
Total home attendance: 8,704/14=522 avg.
Big Ten attendance: 4,971/9=552 avg.

11/24	+ 5	74-69 ^{OT}	W. ILLINOIS, 479%
11/29	- 8	60-68	MIAMI OF OHIO, 379%
11/30	- 6	64-70	EASTERN ILLINOIS, 320
12/3	+27	72-45	Northern Iowa
12/6	-23	59-82	Virginia#
12/7	- 9	64-73	Pitt#
12/11	+16	71-55	Illinois-Chicago
12/13	-15	58-73	IOWA STATE, 680
12/22	- 7	57-64 ^{OT}	Illinois State
1/3	-11	57-68	LOYOLA, 477
1/5	- 4	64-68	Northwestern
1/10	-33	48-81	Ohio State
1/12	-19	46-65	Indiana
1/17	-13	69-82	ILLINOIS, 608
1/19	-15	57-72	PURDUE, 804
1/24	-17	58-75	Minnesota
1/26	-36	32-68	Iowa
1/31	- 3	55-58	MICHIGAN STATE, 320
2/2	- 5	67-72	MICHIGAN, 450

2/7	-28	37-65	INDIANA, 370
2/9	-35	50-85	OHIO STATE, 322
2/14	-22	57-79	Purdue
2/16	-16	53-69	Illinois
2/21	-14	47-61	IOWA, 706
2/23	+10	62-52	MINNESOTA, 614
2/28	-11	66-77	Michigan
3/2	-13	69-82	Michigan State
3/8	-15	72-87	NORTHWESTERN, 777

%Badger Invitational #Virginia Invitational

1986-87

Won 9, Lost 19 (Home-4-10; Away-5-9)
(Big Ten Conference Finish—tie for 8th, 4-14)
UW Head Coach: Mary Murphy
Total home attendance: 14,112/14=1,008 avg.
Big Ten attendance: 9,349/9=1,039 avg.

11/28	+ 5	73-68 ^{OT}	Cincinnati%
11/29	-13	56-69	Middle Tennessee State%
12/2	+ 7	86-79	Western Michigan
12/5	+12	75-63	BRADLEY, 863
12/7	- 9	68-77	BOWLING GREEN, 556
12/11	-22	75-97	DePAUL, 501
12/27	+23	84-61	ILLINOIS-CHICAGO, 673
12/30	+ 1	74-73	San Diego
1/2	-39	44-83	#14 IOWA, 1498
1/4	+ 8	81-73	MINNESOTA, 801
1/9	-15	67-82	#17 Illinois
1/11	- 8	62-70	Purdue
1/16	- 5	66-71	INDIANA, 1128
1/18	-40	49-89	#18 OHIO STATE, 1026
1/23	-24	53-77	Michigan State
1/25	+ 8	65-57	Michigan
1/30	-19	53-72	NORTHWESTERN, 959
2/1	-17	55-72	Loyola
2/6	-36	49-85	PURDUE, 896
2/8	-13	64-77	#19 ILLINOIS, 993
2/13	-33	62-97	#12 Ohio State
2/15	+ 2	48-46 ^{OT}	Indiana
2/20	+25	88-63	MICHIGAN, 868
2/22	-14	57-71	MICHIGAN STATE, 1180
2/27	-23	50-73	Northwestern
3/1	-10	70-80	NOTRE DAME, 2170+
3/5	-25	45-70	Minnesota
3/7	-22	56-78	#10 Iowa

%Cincinnati Omni Tournament

1987-88

Won 4, Lost 24 (Home-3-10; Away-1-14)
(Big Ten Conference Finish—10th, 2-16)
UW Head Coach: Mary Murphy
Total home attendance: 10,712/13=824 avg.
Big Ten attendance: 8,221/9=913 avg.

11/27	-20	66-86	Duke (No. 16)
11/29	- 6	75-81	UNC-Charlotte
12/4	-33	67-100	Florida State%
12/5	-26	60-86	Alabama-Birmingham%
12/9	- 1	60-61	UW-GREEN BAY, 842
12/11	-13	79-92	LAKE SUPERIOR ST., 529
12/13	+31	89-58	DETROIT, 715
1/3	- 9	63-72	St. Peter's College
1/5	-20	66-86	Fairleigh Dickinson
1/8	-20	59-79	#1 IOWA, 1215
1/10	+ 8	75-67	Minnesota
1/15	+11	75-64	ILLINOIS, 819
1/17	-18	62-80	PURDUE, 1152
1/22	-22	49-71	Indiana
1/24	-30	54-84	#8 Ohio State
1/29	- 7	58-65	MICHIGAN STATE, 959
1/31	- 3	65-68	MICHIGAN, 861
2/5	-15	55-70	Northwestern
2/8	+13	85-72	LOYOLA, 408
2/12	-12	55-67	Purdue
2/14	-26	50-76	Illinois
2/19	-17	70-87	#9 OHIO STATE, 799
2/21	-24	53-77	INDIANA, 880
2/26	-35	51-86	Michigan

2/28	-10	58-68	Michigan State
3/4	-26	57-83	NORTHWESTERN, 766
3/9	- 2	71-73	MINNESOTA, 770
3/12	-48	50-98	#2 Iowa

%Florida State Tournament

1988-89

Won 13, Lost 14 (Home-10-4; Away-3-10)
(Big Ten Conference Finish—8th, 5-13)
UW Head Coach: Mary Murphy
Total home attendance: 13,700/14=979 avg.
Big Ten attendance: 10,575/9=1175 avg.

11/25	-57	62-119	#8 Stanford
11/27	+ 5	72-67	San Jose State
12/1	+12	78-66	MARQUETTE, 504
12/4	+11	73-62	WESTERN ILLINOIS, 695
12/7	+ 4	62-58 ^{OT}	Green Bay
12/11	+ 3	76-73	Detroit
12/13	+27	79-52	VALPARAISO, 597
1/3	+20	65-45	CHICAGO STATE, 683
1/6	-18	55-73	Indiana
1/8	-31	53-84	Ohio State
1/13	- 3	59-62	NORTHWESTERN, 981
1/15	-13	56-69	#9 Purdue
1/20	+ 2	71-69	MICHIGAN STATE, 963
1/22	+ 7	66-59	MICHIGAN, 1027
1/27	- 6	75-81 ^{OT}	Illinois
1/30	+14	72-58	ILLINOIS-CHICAGO, 586
2/3	-10	57-67	#7 IOWA, 1353
2/5	+17	78-61	MINNESOTA, 1273
2/10	- 3	63-66	Northwestern
2/17	-18	57-75	Michigan
2/19	- 4	67-71	Michigan State
2/26	+ 9	77-68	ILLINOIS, 2307
2/27	+14	81-67	#11 PURDUE, 711
3/3	-25	58-83	Minnesota
3/5	-26	52-78	Iowa (No. 9)
3/8	-16	61-77	#15 OHIO STATE, 783
3/11	- 5	80-85	INDIANA, 1177

1989-90

Won 8, Lost 20 (Home-5-9; Away-3-11)
(Big Ten Conference Finish—tie for 9th, 3-15)
UW Head Coach: Mary Murphy
Total home attendance: 15,478/14=1,106 avg.
Big Ten attendance: 11,699/9=1,300 avg.

11/24	- 1	65-66	Texas A & M%
11/25	-15	49-64	Drake%
11/28	+10	76-66	Illinois-Chicago
12/1	- 7	77-84	North Carolina#
12/2	+25	98-73	Bucknell#
12/5	- 2	58-60	UW-GREEN BAY, 850
12/12	+10	77-67	NEBRASKA, 560
12/30	-13	77-90	DARTMOUTH, 922
1/2	+30	93-63	CHICAGO STATE, 650
1/5	-12	80-92	INDIANA, 1130
1/7	- 8	64-72	OHIO STATE, 1288
1/12	-15	57-72	#25 Northwestern
1/16	+11	90-79	MARQUETTE, 797
1/19	-30	42-73	Michigan State
1/21	-17	51-68	Michigan
1/26	+ 9	86-77	ILLINOIS, 957
1/28	-20	72-92	#10 PURDUE, 1326
2/2	-32	52-84	#13 Iowa
2/4	+1	76-75	Minnesota
2/9	-11	62-73	#15 NU, 1011
2/16	- 5	56-61	MICHIGAN, 825
2/18	- 6	55-61	MICHIGAN STATE, 2606
2/23	-18	63-81	#15 Purdue
2/25	- 5	76-81	Illinois
3/2	+12	94-82	MINNESOTA, 925
3/4	-17	60-77	#11 IOWA, 1631
3/8	-21	57-78	Ohio State
3/10	- 7	69-76	Indiana

%Texas A & M Invitational
#Princeton Tournament

1990-91

Won 13, Lost 15 (Home-10-4; Away-3-11)
(Big Ten Conference Finish—7th, 7-11)
UW Head Coach: Mary Murphy
Total home attendance: 16,915/14=1,208 avg.
Big Ten attendance: 13,470/9=1,497 avg.

11/23	- 8	91-99 ^{OT}	#13 Washington%
11/24	+ 3	80-77	Gonzaga%
11/28	- 9	87-96	IOWA STATE, 615
12/1	+23	99-76	UW-MILWAUKEE, 720
12/4	-16	75-91	UW-Green Bay
12/7	+ 6	80-74 ^{OT}	Nebraska
12/9	+ 8	101-93	Creighton
12/12	+16	79-63	ILLINOIS-CHICAGO, 503
12/30	-10	73-83	ILLINOIS STATE, 1047
1/2	+11	78-67	#15 IOWA, 979
1/6	+25	102-77	MINNESOTA, 1241
1/11	-16	73-89	Michigan State
1/13	-21	69-90	Michigan
1/18	- 1	85-86	#15 NU, 1005
1/22	+24	90-66	CHICAGO STATE, 560
1/25	+ 9	90-81	ILLINOIS, 1005
1/27	-10	87-97	#6 PURDUE, 1621
2/1	-17	86-103	Indiana
2/3	- 5	76-81 ^{OT}	Ohio State
2/8	+13	101-88	MICHIGAN, 1023
2/10	+ 3	78-75	#23 MICHIGAN ST, 3137
2/15	-21	72-93	#19 Northwestern
2/22	-40	53-93	#6 Purdue
2/24	-15	73-88	Illinois
3/1	+15	92-77	OHIO STATE, 1357
3/2	+ 5	80-75	INDIANA, 2102
3/7	-14	62-76	Minnesota
3/9	- 9	76-85 ^{OT}	#24 Iowa

%Colorado Coors Classic

1991-92

Won 20, Lost 9 (Home-12-3; Away-8-6)
(Big Ten Conference Finish—3rd, 13-5)
UW Head Coach: Mary Murphy
Total home attendance: 30,278/13=2,329 avg.
Big Ten attendance: 27,102/9=3,011 avg.

11/24	+14	84-70	Iowa State
11/26	+15	83-68	CREIGHTON
11/29	+ 7	70-63	#11 Auburn%
11/30	- 3	62-65	Utah%
12/7	- 1	69-70	SOUTHERN ILLINOIS
12/10	+22	90-68	UW-MILWAUKEE
12/13	+43	112-69	WESTERN ILLINOIS, 3944+
12/30	+14	69-55	Illinois State
1/4	+24	79-53	Northeastern Illinois
1/10	-25	52-77	Indiana
1/12	+11	90-79	Ohio State
1/17	+15	73-58	MICHIGAN STATE, 1271
1/19	+27	93-66	MICHIGAN, 2224
1/24	+ 6	65-59	Illinois
1/26	-26	56-82	#12 Purdue
1/31	+ 2	91-89	#22 NU, 1925
2/2	-11	75-86	#8 Penn State
(non-league game)			
2/7	+16	74-58	#5 IOWA, 2708
2/9	+10	82-72	MINNESOTA, 4308
2/14	+24	84-60	Michigan
2/16	+15	73-58	Michigan State
2/21	+11	80-69	#9 PURDUE, 5005
2/23	+14	73-59	ILLINOIS, 3606
2/28	-11	80-91	Northwestern
3/6	+ 1	83-82	Minnesota
3/8	-27	36-63	#8 Iowa
3/11	- 6	72-78	OHIO STATE, 2340
3/14	+10	77-67	INDIANA, 3715
3/18	-11	74-85	MONTANA, 8353 #

%Utah Tournament

NCAA Tournament First Round

1992-93

Won 7, Lost 20 (Home-5-8; Away 2-12)
(Big Ten Conference Finish—10th, 4-14)
UW Head Coach: Mary Murphy
Total home attendance: 20,310/12=1,692 avg.
Big Ten attendance: 16,891/9=1,877 avg.

12/1	+ 1	63-62	UW-GREEN BAY, 1012
12/8	+16	82-66	CHICAGO STATE
12/11	- 6	59-65	Oklahoma State%
12/12	+20	83-63	Tennessee Martin%
12/15	- 1	77-78	UW-MILWAUKEE, 892
12/28	-26	67-93	WAKE FOREST, 1513
12/30	- 2	79-81	Southern Illinois
1/2	-10	71-81	Santa Clara
1/4	- 2	69-71	San Francisco
1/8	-26	39-65	#5 Iowa
1/12	+ 3	75-72	MINNESOTA, 685
1/15	+ 8	75-67	MICHIGAN STATE, 1601
1/17	+ 6	73-67	MICHIGAN, 1851
1/22	- 7	74-81	Illinois
1/24	-17	64-82	Northwestern
1/29	- 4	66-70	#4 OHIO STATE, 1908
1/31	-17	73-90	#6 PENN STATE, 2007
2/7	-23	49-72	Purdue
2/12	+ 4	79-75	Michigan
2/14	-14	67-81	Michigan State
2/19	-13	90-103	NORTHWESTERN, 1602
2/21	-10	74-84	ILLINOIS, 3091
2/26	-37	58-95	#7 Ohio State
2/28	-29	66-95	#6 Penn State
3/5	- 7	72-79	INDIANA, 1973
3/7	-20	57-77	PURDUE, 2175
3/10	-35	56-91	Minnesota

%Memphis Tournament

1993-94

Won 13, Lost 14 (Home-9-6; Away-4-8)
(Big Ten Conference Finish—9th, 6-12)
UW Head Coach: Mary Murphy
Total home attendance: 26,553/15=1,770 avg.
Big Ten attendance: 19,478/9=2,164 avg.

11/26	-10	72-82	TOLEDO, 1990
11/28	+27	80-53	WESTERN ILLINOIS, 960
12/4	-22	55-77	Notre Dame%
12/5	+34	94-60	Wagner College%
12/9	+50	108-58	UW-MILWAUKEE, 901
12/11	+38	85-47	NE ILLINOIS, 836
12/13	+31	101-72	Illinois-Chicago
12/30	+14	79-65	UTAH, 1478
1/3	+ 9	75-64	UW-GREEN BAY, 954
1/7	- 7	67-74	#2 IOWA, 2,641
1/9	- 5	84-89	Minnesota
1/14	- 3	59-62	Michigan State
1/16	+ 1	64-63	Michigan
1/21	+22	81-59	ILLINOIS, 1356
1/23	-16	85-101	#19 NU, 1790
1/28	+ 9	99-90	#17 Ohio State
1/30	-20	53-73	#1 Penn State
2/6	- 7	64-77	#12 PURDUE
2/11	+ 9	75-64	MICHIGAN, 1545
2/13	+ 7	92-85	MICHIGAN STATE, 2283
2/18	-25	54-79	Northwestern
2/20	- 3	79-82	Illinois
2/23	-29	59-88	#2 PENN STATE, 790
2/27	+ 3	73-70	OHIO STATE, 4805
3/4	- 2	64-66	Indiana
3/6	-48	45-93	#10 Purdue
3/8	-11	71-82	MINNESOTA, 1640

%Brown University Tournament

1994-95

Won 20, Lost 9 (Home 11-1; Away 9-8)
(Big Ten Conference Finish—3rd, 11-5)
UW Head Coach: Jane Albright-Dieterle
Total home attendance: 59,329/12=4,944
Big Ten attendance: 52,686/8=6,586

11/25	+25	77-52	Baylor %
11/26	+ 7	80-73	St. Mary's CA %
11/29	+27	79-52	WESTERN ILLINOIS, 1083
12/2	- 3	77-80	Southern Methodist **
12/3	+16	84-68	St. Mary's CA **
12/7	- 9	59-68	UW-Green Bay
12/10	+ 3	71-68	Toledo
12/15	+18	79-61	ILL-CHICAGO, 1002
12/28	+14	85-71	Michigan



The 1991-92 team had the distinction of being the first Badger women's team to attend the NCAA championship losing to Montana in first round action at the Field House to conclude a 20-9 season. Front Row L-R: Robin Threatt, Peggy Shreve, Kim Martin, Mynette Clark, Michele Kozelka, Kesa Dillon, Dolly Rademaker, Sharon Johnson, Camille Williams; Back Row: head coach Mary Murphy, Gina Edmonds, Shelly Rucinski, Jen Waterman, Heather Bostrom, Rebecca Leet, Amber Landrigan, Barb Franke, asst. coaches Donna Freitag and Jon Cain, trainers Wendy and Robin Moore



In 1995, Jane Albright's first team qualified for the school's second NCAA Championship and was the first team to win a first-round game defeating Kansas on a last second shot before losing to Texas Tech.

Members include:
Front Row L-R Karie Cattannach, Sharon Johnson, Stacy Riemer, Keisha Anderson, Cousin It, Camille Williams, Kesa Dillon, Jenni Westphal, Barb Franke; Back Row: Tracy Winkler, Ann Klapperich, Katie Voigt, Jenny Rhodes, Michele Burkholder.

12/31	+19	74-55	W. MICHIGAN, 1,376
1/3	+16	78-62	INDIANA, 1615
1/6	+10	72-62	IOWA, 2730
1/8	+7	76-69	#22 OHIO STATE, 3933
1/13	-10	68-78	Michigan State
1/20	+13	76-73	Minnesota
1/22	+29	76-47	ILLINOIS, 7036
1/27	-2	66-68	#19 Purdue
1/29	-3	55-58	#10 Penn State
2/3	+7	63-56	NORTHWESTERN, 4759..
2/5	+1	79-78 ^{OT}	MINNESOTA, 9346
2/9	+22	88-66	MARQUETTE, 3545
2/12	-4	62-78	MICHIGAN ST, 11,500
2/17	+5	81-76	Ohio State
2/19	+7	62-55	Iowa
2/24	-2	61-63	Indiana
2/26	+16	80-64	MICHIGAN, 10,908
3/4	-8	79-87	Michigan State @
3/16	+1	73-72	#23 Kansas #
3/18	-23	65-88	#5 Texas Tech #

% St. Mary's Thanksgiving Classic

**Arkansas Dial Classic

@ Big Ten Tournament

NCAA Tournament

1995-96

Won 21, Lost 8 (Home-10-2; Away-11-6)

(Big Ten Conference Finish—3rd, 12-4)

UW Head Coach: Jane Albright-Dieterle

Total home attendance: 94,604/12=7,884 avg.

Big Ten attendance: 67,464/8=8,433 avg.

11/28	+19	83-64	Western Michigan
11/30	+4	82-78	DRAKE, 4524
12/2	+20	84-64	Austin Peay**
12/3	-8	69-77	#10 Texas Tech **
12/7	+37	82-45	Western Illinois
12/9	+49	92-43	ILLINOIS STATE, 6631
12/13	+27	83-56	UW-GREEN BAY, 4479 (c)
12/27	+41	89-48	MICHIGAN, 7556
12/29	+10	81-71	INDIANA, 7338
1/5	-20	48-68	#11 Iowa
1/7	+6	75-69	Ohio State
1/9	+24	87-63	Marquette
1/12	+23	82-59	MICHIGAN STATE, 7011
1/16	+27	95-68	Northern Iowa
1/19	+35	85-50	MINNESOTA, 6897
1/21	+1	68-67	Illinois

1/26	+3	98-95(2 ^{OT})	#21 PURDUE, 7140
1/28	+18	87-69	#10 PENN STATE, 10,505
2/2	+1	69-68	#23 Northwestern
2/4	+34	98-64	Minnesota
2/8	-11	61-72	#6 TENNESSEE, 11,506
2/11	-11	65-76	Michigan State
2/16	+12	79-67	OHIO STATE, 9495
2/18	-4	63-67	#7 IOWA, 11,522
2/23	-14	68-82	Indiana
2/25	+25	88-63	Michigan
3/2	-14	58-72	Ohio State@
3/15	+14	74-60	Oregon#
3/17	-14	82-96	#12 Vanderbilt # ESPN

**Texas Tech Lady Raider Classic

(C) 12/13 game at Dane County Coliseum

@ Big Ten Tournament

NCAA Tournament

1996-97

Won 16, Lost 11 (Home-9-3; Away-7-8)

(Big Ten Conference Finish—T6th, 8-8)

UW Head Coach: Jane Albright-Dieterle

Total home attendance: 102,426/12=8,536 avg.

Big Ten attendance: 70,792/8=8,849 avg.

11/22	+8	77-69	Drake
11/24	+32	95-63	UW-MILWAUKEE, 8657
11/29	+10	78-68	UC-Irvine**
11/30	+5	100-95	UC-Santa Barbara**
12/3	+47	97-50	NORTHERN IOWA, 6460
12/5	+12	68-56	UW-Green Bay
12/9	+12	81-69	#10 Notre Dame
12/13	-7	67-74	#4 GEORGIA, 9683
12/27	+6	83-77	#15 PENN STATE
12/29	-6	67-73	ILLINOIS, 8746
1/3	+17	69-52	PURDUE, 8665
1/5	+6	69-63	Iowa PRIME/FOX
1/12	-2	72-74	Indiana
1/17	+10	77-67	NORTHWESTERN, 8350
1/19	+5	67-61	OHIO STATE, 11,212
1/24	+5	77-72	Michigan
1/26	+27	84-57	MINNESOTA, 7260
1/30	-11	53-64	Michigan State

2/2	-31	62-93	Northwestern
2/4	-4	74-78	#9 Tennessee
2/7	-5	54-59	INDIANA, 8873
2/11	+39	103-64	CLEVELAND STATE, 6831
2/14	+3	59-56	IOWA, 9638
2/16	-19	43-62	Purdue
2/21	-4	78-82	#17 Illinois
2/23	-28	62-90	Penn State
2/28	-5	75-80	Minnesota First Rnd @

**UC-Santa Barbara Tournament

@ Big Ten Tournament

1997-98

Won 21, Lost 10 (Home-11-1; Away-10-9)

(Big Ten Conference Finish—6th, 9-7)

UW Head Coach: Jane Albright-Dieterle

Total home attendance: 125,464/12=10,455 avg.

Big Ten home attendance: 99,797/8=12,475 avg.

11/21	+8	90-82	#4 STANFORD, 6927
11/25	+32	72-70	UW-Milwaukee
11/28	+41	92-51	SW Louisiana **
11/29	+17	97-80 ^{OT}	Maine**
12/6	+8	77-69	Illinois State
12/8	+12	89-77	NOTRE DAME, 6225
12/10	+18	81-63	UW-GREEN BAY, 5907
12/18	+13	84-71	Manhattan %
12/19	+20	83-63	Mississippi %
12/20	-21	66-87	#1 Tennessee, ESPN2
12/28	-15	71-86	Penn State
12/30	-8	75-83	#13 Illinois
1/4	+10	74-64 ^{OT}	#17 Georgia CBS
1/6	-5	65-70	#23 Purdue
1/9	+15	75-60	INDIANA, 6972
1/11	+14	80-66	#19 W. KENTUCKY, 6608
1/16	+5	70-65	Northwestern
1/18	-12	54-66	Ohio State
1/20	-3	63-66	IOWA, 16,296
1/23	+16	79-63	MICHIGAN, 10,295
1/25	+13	67-54	Minnesota
1/30	+7	72-65	MICHIGAN STATE, 9807
2/1	+31	95-64	NORTHWESTERN,

16,329 (Big Ten Single Game Attendance Record)

2/6	-1	55-56	Indiana
2/13	-11	76-87	Iowa
2/23	+11	80-69	PURDUE, 16,236
2/20	+4	73-69	#9 ILLINOIS, 11,267
2/22	+8	83-75	PENN STATE, 12,595
2/27	+18	65-47	Minnesota First Rnd @
2/28	-9	70-79	Michigan Second Rnd @
3/14	-11	64-75	Virginia Tech First Rnd \$

**Dead River Co. Classic Tournament, Orono, ME

% Northern Lights Tournament, Anchorage, AK

@ Big Ten Tournament

\$ NCAA Tournament

NOTE: The Kohl Center opened in January of 1998, and all games from Jan. 20 Iowa game on were at the Kohl Center rather than the Field House (6-1 KC record)

1998-99

Won 18, Lost 14 (Home-15-3; Away-2-9; Neutral-1-2)

Big Ten Conference Finish—T4th, 9-7

UW Head Coach: Jane Albright-Dieterle

Total home attendance: 136,182/18=7,566 avg.

Total home attendance (reg season):

118,561/14=8,468

Big Ten home attendance: 71,504/8=8,938 avg.

11/15	+18	87-69	BOWLING GREEN, 7639
11/17	+5	71-66	UW-MILWAUKEE, 6559
1/20	+13	103-90/OT	#22 UC-SB, 7794
11/22	+8	60-52	UW-GREEN BAY, 7093
11/29	-12	66-78	#25 Stanford
12/3	-8	73-81	MARQUETTE, 7588
12/5	-14	70-84	#12 Texas Tech *
12/6	+29	86-57	Florida A&M *
12/10	-12	71-83	Western Kentucky
12/28	+11	70-59	MINNESOTA, 8760
12/30	-18	72-90	Illinois
1/3	+7	79-72	IOWA, 8379
1/5	-15	55-70	#23 Ohio State
1/8	-3	74-77	Michigan State
1/10	-4	65-69	Indiana
1/15	+6	71-65	MICHIGAN, 8108
1/17	-16	62-78	#13 RUTGERS, 10,384
1/22	+19	80-61	NORTHWESTERN, 8213
1/24	-20	56-76	#3 Purdue
1/29	-30	61-91	#21 Penn State
1/31	+24	70-46	Michigan
2/5	-2	71-73/OT	#18 PENN STATE, 9163
2/7	+5	73-68/OT	MICHIGAN STATE, 9070
2/12	+4	83-79/OT	OHIO STATE, 9077
2/19	+4	82-78/OT	ILLINOIS, 10,734
2/21	+13	69-56	Minnesota
2/27	-9	61-70	Ohio State First Rnd @
3/11	+37	80-43	INDIANA STATE, 2890 ..
			First Rnd \$
3/14	+22	107-85	SIENA, 2949
			Second Rnd \$ at FH
3/17	+1	70-69/OT	MICHIGAN STATE, 5490
			Third Rnd \$
3/20	+19	92-73	MEMPHIS, 6292
			Semifinals \$ at FH
3/23	-3	64-67	Arkansas
			Championship Final \$

* Gene Hackerman Rice Invitational, Houston, TX

@ Big Ten Tournament

\$ WNIT Tournament

Home games are indicated in capital letters

1999-00

Won 21, Lost 12 (Home-12-4; Away-6-7; Neutral-3-1)

Big Ten Conference Finish—T5th, 8-8

UW Head Coach: Jane Albright

Total home attendance: 123,712/16=7,732 avg.


Total home attendance (reg season):

95,575/11=8,689

Big Ten home attendance: 68,978/8=8,622 avg.

11/19	+8	66-58	Southern Illinois%
11/21	+7	92-85 ^{OT}	#24 Nebraska%
11/27	-2	61-63	Rutgers^
11/28	+1	81-80	Northeastern^
12/1	+10	66-56	UW-Green Bay
12/5	-23	62-85	#3 TENNESSEE, 11,861
12/8	-4	65-69	Marquette
12/12	+13	68-55	IUPUI, 7810
12/30	-25	58-83	#13 PURDUE, 8614
1/4	-6	74-80	#15 ILLINOIS, 7177
1/7	+15	86-71	Loyola
1/9	-14	61-75	Michigan State
1/12	+14	74-60	Northwestern
1/16	+35	80-45	Ohio State

1/20	+3	72-69	MICHIGAN, 7386
1/23	+20	79-59	OHIO STATE, 10,399
1/27	-4	62-66	Iowa
1/30	-14	54-68	#7 Penn State
2/3	+10	75-65	MINNESOTA, 7417
2/6	-5	52-57	#6 PENN STATE, 8625
2/8	+13	71-58	RICE, 6926
2/10	-11	66-55	Minnesota
2/13	+8	77-69	MICHIGAN STATE,
10,227			
2/17	-5	73-78	Michigan
2/20	+15	76-61	INDIANA, 9133
2/24	-9	78-87	Illinois
3/2	+7	56-49	Minnesota@
3/3	-9	65-74	#18 Purdue@
3/15	+37	83-46	FAIRFIELD\$, 2355
3/19	+6	82-76	DePAUL\$, 3197
3/22	+32	77-45	MICHIGAN STATES\$, 3441
3/25	+18	78-60	COLORADO STATES\$,
6138			
3/29	+1	75-74	FLORIDA\$, 13,006
%Time Warner Classic			
^Rutgers Invitational			
@Big Ten Tournament			
\$WNIT Tournament			



Several Badgers pose with Coach Jane Albright and the 2000 WNIT Championship trophy after the team's annual banquet. L-R: Judy Ebeling, Sarah Jirovec, Leah Hefte, Candace Smith, Rachel Klongland, Kyle Black, Kristi Seeger, Coach A, Jessie Stomski, Dee Dee Pate, Tamara Moore, Nina Smith, Erin Schmidt (not pictured Kelley Paulus, Missy Konieczny, Krista Bird and LaTonya Sims)



Marilyn Harris
1974-76
16-20 (2 years)



Edwina Qualls
1976-86
131-141 (10 years)



Mary Murphy
1986-94
87-135 (8 years)

Wisconsin's All-Time Program Marks and Coaching Records

Year	Overall (Pct.)	Home	Away (BT away)	Big Ten	BT Finish	Regional	Nationals
Coach: Marilyn Harris (two years—16-20 .444)							
1974-75	11-7 (.611)	6-2	5-5				
1975-76	5-13 (.277)	3-4	2-9				
Coach: Edwina Qualls (ten years—131-141 .482; Big Ten Record 31-41 .430); AIAW 1-1							
1976-77	7-14 (.333)	3-4	4-10		8th (Tie)		
1977-78	14-10 (.583)	5-5	9-5		7th (Tie)	MAIAW-5th (Tie)	
1978-79	13-11 (.541)	7-3	6-8		7th (Tie)		
1979-80	11-16 (.407)	4-4	7-12		5th (Tie)	MAIAW-7th (Tie)	
1980-81	13-18 (.419)	6-6	7-12		5th (Tie)		
1981-82	21-13 (.618)	9-1	11-12		5th (Tie)	MAIAW-1st	Quarterfinals (AIAW)
1982-83*	19-8 (.704)	9-4	10-4 (6-3)	11-7 (.611)	5th		
1983-84	18-10 (.642)	12-1	6-9 (5-4)	13-5 (.722)	2nd		
1984-85	11-17 (.393)	7-6	4-11 (2-7)	6-12 (.333)	7th (Tie)		
1985-86	4-24 (.143)	2-12	2-12 (0-9)	1-17 (.055)	10th		
Coach: Mary Murphy (eight years—87-135 .392; Big Ten Record 44-100 .305); NCAA 0-1							
1986-87	9-19 (.321)	4-10	5-9 (2-7)	4-14 (.222)	8th (Tie)		
1987-88	4-24 (.143)	3-10	1-14 (1-8)	2-16 (.111)	10th		
1988-89	13-14 (.481)	10-4	3-10 (0-9)	5-13 (.277)	8th (Tie)		
1989-90	8-20 (.286)	5-9	3-11 (1-8)	3-15 (.166)	9th (Tie)		
1990-91	13-15 (.464)	10-4	3-11 (0-9)	7-11 (.388)	7th		
1991-92	20-9 (.690)	12-3	8-6 (5-4)	13-5 (.722)	3rd	NCAA-West	1st round (NCAA)
1992-93	7-20 (.259)	5-8	2-12 (1-8)	4-14 (.222)	10th		
1993-94	13-14 (.481)	9-6	4-8 (2-7)	6-12 (.333)	9th		
Coach: Jane Albright [six years—117-64 (.646); Big Ten Record 57-39 (.594); NCAA 2-3							
1994-95	20-9 (.690)	11-1	9-8 (4-4)	11-5 (.688)	3rd	NCAA-Midwest	2nd round (NCAA)
1995-96	21-8 (.724)	10-2	11-6 (5-3)	12-4 (.750)	3rd	NCAA-Mideast	2nd round (NCAA)
1996-97	16-11 (.593)	9-3	7-8 (2-6)	8-8 (.500)	T6th		
1997-98	21-10 (.677)	11-1	10-9 (2-6)	9-7 (.562)-	6th	NCAA-West	1st Round (NCAA)
1998-99	18-14 (.518)	15-3	3-11 (2-6)	9-7 (.562)-	T4th		WNIT 2nd Place (4-1 rec.)
1999-00	21-12 (.636)	12-4	6-7 (3-5)	8-8 (.500)-	T5th		WNIT Champions (5-0 rec.)
Program Totals	26 years	351-360 (.494)					
Big Ten Totals	18 years	132-180 (.423)					
Home Totals	26 years	199-120 (.624)					

* 1982-83 was the first season of Big Ten Round Robin Competition and the first season of NCAA affiliation. 1994-95 was the first year for the Big Ten Tournament which determines the automatic conference qualifier to the NCAA Championship. Regional competition was held from 1975-82, while national championships were directed by the Association of Intercollegiate Athletics for Women (AIAW) prior to sponsorship by the NCAA. NCAA Subregionals began in 1995.

UW's Kohl Center



The Kohl Center replaced the UW Field House (1929) as the venue for UW basketball in January of 1998. A replica of the crest on the Field House was installed on the front fascia of the Kohl Center. The 10,000-pound crest welcomes fans to the 17,142-seat facility that also serves the university and the community for special events. The Kohl Center conveniently houses all aspects of BadgerBall including coaches' offices, lockerrooms, study and training areas, practice and competitive facilities.



Situated conveniently in the center of the UW-campus, the Kohl Center sits across from the Southeast Dorms. Located at 601 West Dayton, it is easily accessible via Park Street and is near the intersection of East Washington Avenue and Regent Street.

"The Kohl Center provides a showcase of what we want to be. John Wooden said what took his program to the next level before he won all of his national championships was Pauley Pavilion. Very simply, it affected the recruiting. People wanted to come and play in that building. This is state of the art. It is one of the top places to play in the country."

Badger Coach Jane Albright

The Kohl Center



Wisconsin's new multipurpose athletic center is state-of-the-art with a capacity of up to 17,142 seats. BadgerBall's tipoff was Jan. 20, 1998, with Wisconsin averaging 13,260 in seven home games that first year. The facility provides the opportunity to host stage shows, concerts and athletic events such as the 1998 Division I NCAA Women's Volleyball Championship and NCAA Men's Regional Basketball event in 2002.

The Kohl Center is the happy home for the UW Women's Basketball team having had its inaugural opening Jan. 20, 1998 with a declared sellout vs. the University of Iowa. At the current pace of success established by the women hoopsters, the Kohl Center could very well become the home of the first Wisconsin women's basketball Big Ten championship team.

Since opening, the building has met with much success. Areas specific to the UW women's program were designed by the Wisconsin coaches with the women's program in mind. From computers to lounge areas to audio/video systems, the Kohl Center provides a competitive floor,

"The Kohl Center represents a tremendous advantage for University of Wisconsin basketball. It provides us with a state-of-the art facility right on campus and convenient for our student-athletes and fans. The interior structure and proximity of the crowd to the court are particularly pleasing in duplicating the exciting atmosphere we had at the UW Field House. This building has helped ensure our basketball program will take its place among the nation's elite."

Badger Coach Jane Albright

The Kohl Concourse is the main entry to the lower seating bowl and the suites. 'The Mendota Wall', a glass sculpture valued at over \$1 million and created by world renowned artist and former UW graduate, Dale Chihuly, is shown above the crowd at gate A of the Kohl Center.

practice and study areas all in one place. The coaching offices are also located at the Kohl Center.

Major Benefactors

The building is named for U.S. Sen. Herb Kohl (D-Wisconsin), a 1956 graduate of the UW-Madison, who donated \$25 million to the project. Kohl's gift is the single largest private donation in University history. Kohl earned his Bachelor of Science degree in American Institutions from Wisconsin-Madison.

Former all-Big Ten basketball player Albert "Ab" Nicholas and his wife, Nancy Johnson Nicholas, pledged \$10 million toward the project. The facility's practice gymnasium is named the Nicholas-Johnson Pavilion and Plaza. Nicholas received his B.S. and M.B.A. degrees from the UW-Madison.

The Kellner family—Jack F. and his sons, Ted and Jack W. of Milwaukee gave \$2.5 million. All three Kellners received degrees from the University of Wisconsin-Madison.

Capacity

The Kohl Center will seat 17,142 for basketball. That figure includes 7,500 seats in the lower seating bowl and 4,500 in each of the two balconies. The unique design of the Kohl Center (with two overhanging balconies) guarantees that all fans will be close to the playing floor with excellent



site lines. The facility seats approximately 14,000 for hockey, and between 15,000 and 17,000 for concerts.

Spacious Locker Rooms

The Kohl Center includes lockers for UW men's and women's basketball and hockey. Four other locker rooms (for visitors or multiple teams during WIAA tournaments) also are in the arena.

The 2,200 square-foot, state-of-the-art locker areas have been designed with the needs of student-athletes in mind including team organizational meetings, an athletes' social area, and study carrels. The athletes have a lounge area with sound system, video room, computers available in the study room, and, of course, a spacious dressing and shower area complete with multiple outlets and lighted mirrors.

Practice Pavilion

The Nicholas-Johnson Pavilion will house three full-size basketball courts to be used for practice sessions when the Kohl Center

the Field House and Camp Randall Stadium.

- For the Support Areas: Sports medicine, sports information, concessions/catering, and physical plant have ample and convenient work areas. The UW ticket office has totally relocated to new offices in the Kohl Center.
- For the Fans and Suites: A state-of-the-art sound system has been implemented in the Kohl Center and TV monitors (capable of showing replays) are wired to the suites and above concessions stands throughout the building.



- For the Fans: Extra-wide concourses (two), a number of food courts on both levels, numerous restrooms and merchandise outlets.
- Also For the Fans: The cantilever design replicates the overhang effect of the former Field House (1929) without the obstructions. Sightlines are tremendous from every seat. At center court, you can look up at three ascending, cheering spectator areas—an awesome and intimidating sight for our opponents.



The \$76 million Kohl Center opened in January of 1998. The arena is located on campus and has become a major showcase for Madison's cultural and sporting events. Shown below is the women's locker room and (left) the auxiliary practice facility; above is the team meeting area.

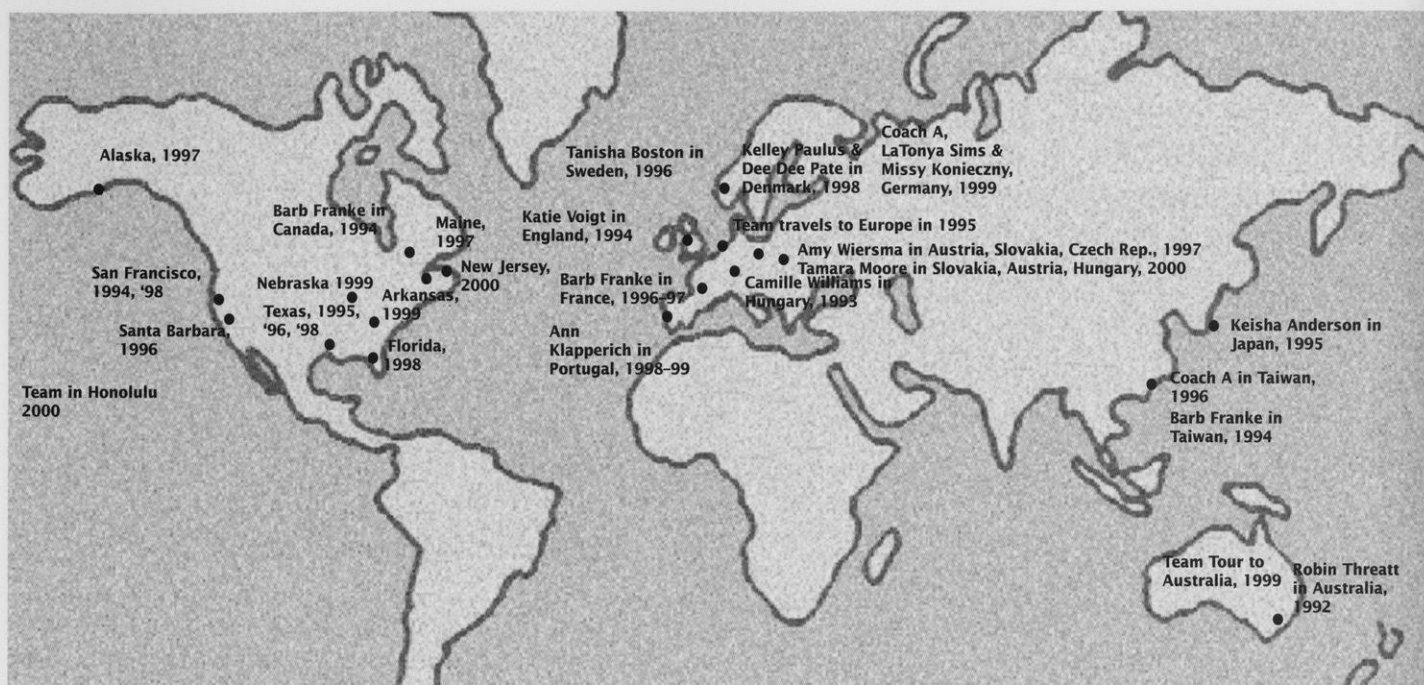
is booked for other events. Pre-game booster club functions are also scheduled in the practice gym.

Check List of Team and Fan Amenities

- For the Athletes: Huge lockerrooms that include attached lounges, video/meeting rooms, and study areas with practice facility attached.
- For the Coaches: Spacious offices with westward views of the campus including



Badgers Make Their World Mark



Members of the BadgerBall family have made their mark on the world of basketball. In 1996, Jane Albright returned victorious from Taiwan where she was the gold medal-winning head coach for the USA Jones Cup team. Other members of the UW team have taken world tours as Big Ten all-Stars visiting such countries as Belgium, Denmark, England, Germany, Japan, Sweden, Austria, Hungary, Australia, Slovakia and the Czech Republic. Team travels have included the Northern Lights Invitational in Anchorage, Alaska in 1997, and Honolulu, Hawaii in 2000. Wisconsin took its second foreign tour in May of 1999 to Australia visiting Sydney, touring the 2000 Olympic venue, diving at the Great Barrier Reef, and competing in four games in a 14-day tour. The team toured New York City in 1999.

BadgerBall has provided many student-athletes access to world-wide travel. Players have participated in the Big Ten All-Star tours since 1992, and the Wisconsin team has the opportunity to take a foreign tour every four years. The foreign-touring Big Ten all-Star teams have traveled extensively to most of the European countries, and have even ventured to Australia and Japan.


Athletes also may be invited to participate in USA basketball tours abroad. Head Coach Jane Albright returned from Taiwan in 1996, where her Jones Cup team brought home the gold medal. Former Badger Barb Franke also competed in Taiwan and Canada as a member of two different USA teams.

Wisconsin's foreign tours have included what most of the athletes described as the trip of a lifetime in 1999 spending 14 days seeing the sights of Australia while playing four games. Many of the sites viewed during the 27th Olympiad held September of 2000 in Sydney were visited by the Badgers.

BadgerBall had its first foreign tour in 1995 playing a four-game schedule while traveling to Paris, France, Antwerp, Belgium and London, England.



Several Badgers enjoy diving and snorkeling at the Great Barrier Reef during the team's 1999 tour of Australia.



Coach Jane Albright served as the head coach of the 1996 USA R. William Jones Cup team which competed over an 11-day period in Taiwan bringing home the gold medal with a perfect 9-0 record.

BadgerBall's Latest Team Tour-AUSTRALIA '99

Badgers Abroad



ABOVE: UW'S Keisha Anderson, currently with the WNBA's Washington Mystics, was part of the Big Ten all-Star team that toured Japan in 1995.



TOP RIGHT: Kelley Paulus and Dee Dee Pate joined the Big Ten all-Star team in 1998 visiting Denmark and Sweden.

RIGHT: Amy Wiersma (at bottom right of pyramid) was the leading rebounder of the Big Ten all-Star team that toured Austria, Slovakia, and Czechoslovakia during the summer of 1997.

BOTTOM RIGHT: The Badgers visited the Eiffel Tower in Paris on their 10-day European tour. The team also visited the Louvre, Arc de Triomphe, the boulevard Champs-Élysées, Notre Dame Cathedral, the Panthéon, and Sacré-Coeur.

BELOW: Jane Albright (second from left) poses with the Jones Cup USA Basketball team that won the gold medal in Taiwan in 1996.





The Badgers have traveled coast-to-coast and to Alaska and Hawaii in search of the best competition and adventure. The juniors choose the tournament location for their senior season. The Badgers have ventured to big cities like New York, and scenic locales like Hawaii for tournaments. Wisconsin plays host to the prestigious Coaches vs. Cancer tournament at the Kohl Center over Thanksgiving in 2000.

Cities and States Where BadgerBall has Played (since 1994)

Alaska

Anchorage

Arkansas

Fayetteville

California

Palo Alto
San Francisco
Santa Barbara

Florida

Gainesville

Georgia

Athens

Hawaii

Honolulu

Illinois

Bloomington
Champaign*
Chicago
Evanston*
Macomb

Iowa

Cedar Falls
Des Moines
Iowa City*

Indiana

Bloomington*
Indianapolis
Notre Dame
West Lafayette*

Maine

Orono

Michigan

Ann Arbor*
East Lansing*
Grand Rapids
Kalamazoo

Minnesota

Minneapolis*

Nebraska

Lincoln

New Jersey

Piscataway

North Carolina

Raleigh

Ohio

Columbus*
Toledo

Pennsylvania

State College*

Tennessee

Knoxville
Nashville

Texas

Houston
Lubbock

Wisconsin



Green Bay
Madison
Milwaukee

*Big Ten City


"Travel and the opportunity to be together in discovery situations is an important survival test. Players learn from each other and the coaches learn about the players. It's a win-win opportunity, and a lot of fun besides."

Jane Albright

Badger Post Cards



Badger travels have taken the team from coast-to-coast, to Alaska and Hawaii, and from Europe to Australia. Pictured on this page are memories from Alaska (UL), New York (UR), Santa Barbara (CL), LaTonya Sims meets two Aboriginal guides in Australia (CR), dog sledding in Alaska (LL) and Coach A meets women's basketball fan, Stephen King at the Maine tournament (LR).




Promoting the Badgers

The popularity of BadgerBall is in part due to the efforts of Jane Albright, the players the marketing staff, and the great ideas the team and staff generate for posters.

Having fun is a part of Badger Women's Basketball, and sharing that fun with their fans is a high priority.


The players and coaches are available for autograph sessions after most games, and their posters and trading cards have become collectors' items through the years.



1998-99

'Wright Team, Wright Time'

Last year's poster pictured the team at one of Madison's newest landmark buildings, the Monona Terrace and Convention Center designed by Frank Lloyd Wright. Wright and located on Lake Monona. Wright, a world-renowned architect, hailed from Wisconsin and built many buildings in and around the area. He made his home in nearby Spring Green.



1997-98

"Fine Art of Winning"

features the team at the Elvehjem Museum of Art on campus



1995-96

"Encore! "


shows the team on the stage of the Oscar Mayer Theatre at the Madison Civic Center

1999-00

"BadgerBall Express We Stop for No One!"

shows the team on the engine of the Red and White Badger train belonging to the Wisconsin and Southern Railroad Company. The train brings fans to various sporting events during the Badger football and winter seasons.


Left: UW has produced trading cards for women's basketball since the 1993-94 season. The cards are given away during the Big Ten Conference season. Players whose card is distributed that day stay after to autograph them.



1996-97

"Blueprint for Success "


pictures the team at the Kohl Center, then under construction



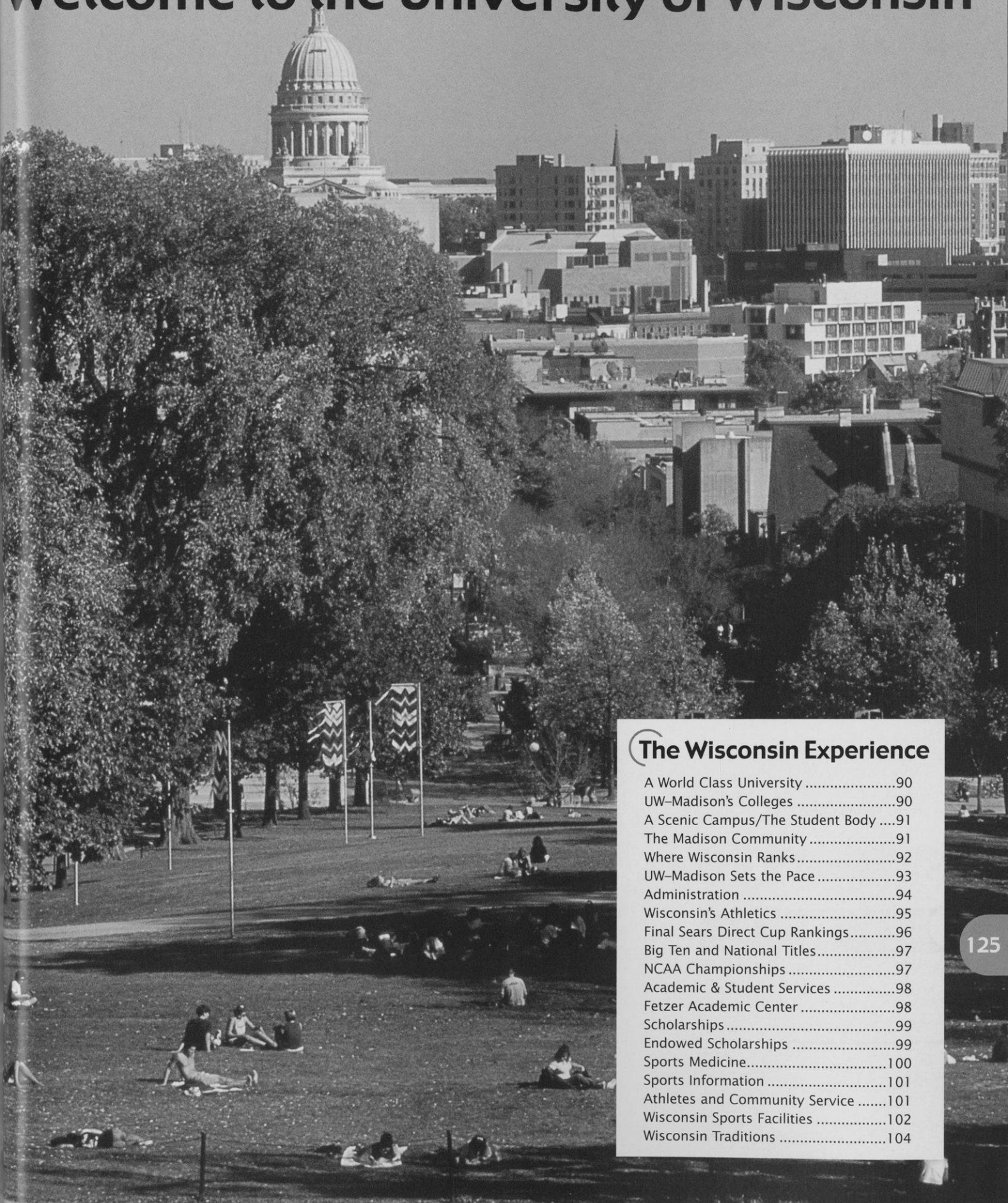
1994-95

"The Dawn of a New Era"

had the players up at 4 a.m. for a real dawn on Lake Mendota in Jane Albright's first year on campus



Welcome to the University of Wisconsin



The Wisconsin Experience

A World Class University	90
UW-Madison's Colleges	90
A Scenic Campus/The Student Body	91
The Madison Community	91
Where Wisconsin Ranks	92
UW-Madison Sets the Pace	93
Administration	94
Wisconsin's Athletics	95
Final Sears Direct Cup Rankings	96
Big Ten and National Titles	97
NCAA Championships	97
Academic & Student Services	98
Fetzer Academic Center	98
Scholarships	99
Endowed Scholarships	99
Sports Medicine	100
Sports Information	101
Athletes and Community Service	101
Wisconsin Sports Facilities	102
Wisconsin Traditions	104

The Wisconsin Experience



A World-Class University

The University of Wisconsin-Madison, one of the nation's leading institutions of higher education, is dedicated to the support of academic freedom.

Founded in 1848, the first class of 17 students enrolled February 5, 1849. Today, UW-Madison ranks as the nation's seventh largest university with 40,740 students. It is one of the nation's largest and most productive institutions of higher learning, and the student body is one of the most diverse in the country with students coming from every state. Wisconsin also ranks sixth in the nation for foreign student enrollment.

More than 4,500 courses and 13,000 sections are offered in UW-Madison's 12 schools and colleges. Majors are available in 143 undergraduate, 153 master's, and 115 doctoral degree programs.

Award-winning research spanning the academic disciplines has earned UW-Madison a place among the world's elite institutions of higher education. Wisconsin has ranked among the top 10 universities in the United States in many scholarly reputational studies since 1910. The quality of its undergraduate, graduate and research programs is recognized around the world.

UW-Madison was named the eighth best national public university in 1999 according to *U.S. News & World Report*. Twenty-four Wisconsin programs ranked among the 20 universities including No. 1 rank-

ings for women's history, sociology and speech pathology.

UW-Madison faculty or alumni have won 15 Nobel Prizes and 22 Pulitzer Prizes. Sixteen faculty members have been awarded the National Science Foundation's

"A visit to the University of Wisconsin campus might be enough to convince you to attend this institution of higher learning. The campus, filled with lakes, trees and a rich mixture of architectural designs, is spectacular. Another reason you'll be convinced to attend UW is its academics."

The Young Woman's Guide to the Top Colleges, 1999

Presidential Early Career Development awards, nine have won the National Medal of Science, and five are Searles scholars. Fifty-two professors are members of the National Academy of Sciences, 17 are

members of the National Academy of Engineering, five are in the National Academy of Education and 48 are fellows in the American Physical Society.


UW-Madison is one of the nation's first land-grant colleges, establishing a tradition of research in agriculture and the life sciences. The founders of the university developed the "Wisconsin Idea" ensuring "the beneficial influence of the university available to every home in the state."

UW-Madison is the largest institution in the University of Wisconsin System. It has the only public law and medical schools in the state as well as the only school of veterinary medicine.

UW-Madison's Schools and Colleges

College of Agricultural and Life Sciences
School of Business
School of Education
College of Engineering
School of Human Ecology
College of Letters and Science
School of Nursing
School of Pharmacy
Graduate School
School of Veterinary Medicine
Law School
Medical School






"Wisconsin has a myriad of opportunities available to its students, both in and out of the classroom. With its diverse student body, the school takes on the feel of a smaller private university rather than a large state institution. And that feeling transcends other aspects of academic and campus life."

**Kaplan/Newsweek
College Catalog, 1999**

Madison was named the best place to live in America in 1996 by *Money* magazine. Again, in 1998 *Money* magazine rated Madison the best mid-sized city in the Midwest. The July 1995 issue of *Outside* magazine called Madison a "Dream Town." The magazine also rated Madison as one of the top 15 "great sports towns" in the country. *U.S. News and World Report* named it one of the country's 10 Hottest Cities. Madison was also featured on the front page of the Life section of *USA Today* on July 12, 1995.



A Scenic Campus

One of the most picturesque college campuses in the country, UW-Madison covers 933 acres along the beautiful shores of Lake Mendota.

One mile from the Capitol, traveling down historic State Street, the city was designed so the University and state would be linked, signifying the interrelated nature of the academic and political life of Wisconsin.

Madison's lakes, rolling hills, architecture, parks and arboretum have enhanced UW-Madison's reputation for scenic beauty.

Tree-lined Bascom Hill features a bronze statue of Abraham Lincoln, one of the University's most famous landmarks. Others include North Hall, the first building on campus; the Carillon Tower in front of the Social Science building; Library Mall, with its clock tower and fountain; and Picnic Point, which lies at the end of a 129-acre peninsula complete with hiking and biking trails—one of the most romantic spots on campus. Camp Randall Stadium is a fun place to be on a Saturday afternoon, especially during the infamous Fifth Quarter after a football game when the band entertains. The newly opened Kohl Center is home to the UW men's and women's basketball and men's ice hockey teams as well as a regular concert stop.

A favorite area for UW students to gather is the Memorial Union and its lake-side terrace. Here students can study or socialize against a backdrop of sailboats, canoes, sailboards, kayaks and swimmers, while enjoying the sunshine and breezes from Madison's largest lake, Mendota.

The Student Body

More than 40,000 students populate the UW campus, including more than 10,500 graduate and professional students in numerous fields.

Although a UW Board of Regents policy limits undergraduate enrollment from outside the state to 25 percent, the University still maintains one of the nation's most diverse student bodies.

Students hail from every county in the state and every state in the nation, as well as from 117 foreign countries. UW-Madison ranks sixth in the nation for total foreign student enrollment.

A greater effort is also being made to recruit and retain minority students and faculty. In the fall of 1999, African Americans, Hispanics, Native Americans and other minority groups accounted for more than 9.5 percent of the student body.

The Community

Madison, located in southern Wisconsin, is not only pretty to look at but fun to be in. Draped around five lakes, "Mad City" is the home of the University of Wisconsin and the state capital.

With a diverse population of 203,211, Madison offers the "big city" spheres of politics, arts and entertainment, as well as the attributes of a small town. It is a family and action-oriented community that promotes participation in government, education, the arts, sports and recreational activities.

WHERE WISCONSIN RANKS

Since 1910, the University of Wisconsin has ranked on the top 10 lists in every objective national faculty reputational survey. The quality of Wisconsin's undergraduate, graduate and research programs is recognized worldwide.

In 1999, *U.S. News & World Report* listed UW-Madison as eighth among public universities and 34th among all universities. The UW also rated in the top five for academic reputation among public universities.

Wisconsin was also ranked sixth in *Kiplinger's Personal Finance* Magazine Top 100 values in state universities in 1999.

The 1998 *Fiske Guide to Colleges*, the best-selling guide to colleges, gives the UW-Madison its highest academic ranking. In fact, UW-Madison is one of only eight public institutions in the country to receive the five-star rating.



Funding and Support

► **Federal Grants:** In 1998, UW-Madison received over \$261 million in federal awards.

► **Research and Development Funds:** UW-Madison ranked fourth in the country for research and development expenditures in 1997, with \$514 million, according to the National Science Foundation.

► **Tuition:** Over the last 10 years, tuition for undergraduates at the UW-Madison has been consistently lower than the average for Big Ten schools ranking second-lowest for resident tuition and third-lowest nonresident tuition of the public institutions.

► **Private Support:** With private gifts totalling \$250 million in 1999, Wisconsin ranks first among all public institutions and sixth among all institutions.

► **Alumni:** The Wisconsin Alumni Association has a network of chapters in 125 cities around the world helping to serve some 300,000 alumni. The chapters have raised \$4 million in scholarships.

► **Peace Corps Volunteers:** UW-Madison has the largest number of currently serving Peace Corps volunteers in the nation and has produced the second most total number of volunteers since the program's founding.

Degrees

► **Graduates:** Standard & Poor's 1996 survey lists Wisconsin as one of the nation's top producers of corporate executives, ranking second in producing bachelor's degree winners who go on to become corporate executives.

► **Doctoral Degrees:** UW-Madison is a national leader in doctoral degrees awarded ranking second in 1998. Between the school's founding and 1998, the UW-Madison awarded 34,772 doctoral degrees.

Departmental Academic Rankings

► **Liberal Arts:** In its ranking of graduate programs in the liberal arts in 1999, *U.S. News & World Report* sited UW-Madison's sociology department as tops in the country. The magazine also ranked library science, eighth; education, ninth; social work, ninth; economics, 10th; history, 11th; psychology, 12th; political science, 14th; English, 17th; fine arts, 19th; and music, 20th.

► **Science Programs:** According to *U.S. News and World Report's* annual graduate school ratings, published in 1999, seven UW-Madison science programs ranked in the top 20: speech pathology, first; audiology, fifth; computer science, ninth; veterinary medicine, ninth; chemistry, 10th; biology, 12th; math, 14th; geology, 17th; physics, 18th; and nursing, 18th.

► **Engineering:** In 1999, *U.S. News and World Report* ranked Wisconsin's College of Engineering tied for 11th in the nation. Three specialties ranked among the top


five in the country: nuclear, fourth; chemical, fifth; and industrial, eighth.

► **Business:** *Computerworld* ranked the business school's Information Systems program as one of the top 25 in the nation.

According to *U.S. News and World Report* in 1999, the business school is tied for 10th. The real estate program ranks second, insurance third, marketing seventh, general management eighth and accounting 14th.

► **Professional Schools:** *U.S. News and World Report* ranked four UW-Madison Schools or Colleges among the top 20 in the country: veterinary medicine, ninth; engineering, 12th; pharmacy, 16th; and nursing, 18th.

► **Libraries:** The UW-Madison has the 14th largest university library collection in the United States, with more than 5.8 million books in 45 libraries across campus.



UW—Madison Sets the Pace

► with the oldest Scandinavian studies (1875), psychology (1888), agricultural economics (1909), genetics (1910) and wildlife management (1939) departments in the United States

► in establishing the nation's first magnetic observatory (1876)

► in discovering Vitamins A (1913) and B (1916)

► with the oldest educational radio station in the nation—WHA—which began broadcasting in 1917

► as the Memorial Union became the first public university union to serve beer (1933)

► in finding in 1937 that niacin supplementation prevents pellagra, a deadly disease that killed 5,000 people a year

► in the synthesizing of genes, molecular biologist Har Gobind Khorana synthesizes the first gene, receiving the 1968 Nobel Prize in medicine for his work in genetic coding.

► in finding which wavelength of ultraviolet light produces skin cancer (1941)

► in discovering the anti-cancer drug, fluorouracil (early 1950s)

► as Elizabeth and James Miller, UW Medical School professors, were the first to identify characteristics among chemicals that cause cancer (1950s, 60s)

► with launching the Orbiting Astronomical Observatory, the world's first true observatory in space

► in revolutionizing brain surgery, as Dr. Manucher Javid, UW Medical School professor of surgery, became the first neurosurgeon to use a solution from the age-old compound urea during brain surgery on a human (1957)

► in laying the foundation for the U.S. Food and Drug Administration adoption of Sun Protection Factor (SPF) on sunscreens (1960s)

► when the National Organization for Women (NOW) was first housed in Kathryn Clarenbach's faculty office on campus

► in finding that the anti-estrogen drug tamoxifen can prevent breast cancer from recurring in certain women who have had cancer previously (1980s)



► in developing new techniques to measure bone tissue loss, known as osteoporosis

► with the Biotron, a research building that can control environmental conditions for experimental purposes

► with bone marrow transplants. Using techniques developed at UW—Madison, the first bone marrow transplant in the U.S. was done at UW Hospital. A UW team also discovers how to predict the success of bone marrow transplants by matching genes.

► in finding evidence linking cancer in laboratory animals with saccharin and cyclamates

► as UW Hospital and Clinics develop the nation's first Mobile Critical Care Unit, which duplicates facilities of a hospital intensive care unit and laboratories

► with the first and only medical physics department in the nation to exist within a medical school

► with the development of the world's first genetically altered trees

► in organ preservation breakthroughs. In 1987, surgeon Folkert Belzer used a cold storage preservation solution to preserve dog livers up to 36 hours and dog pancreases up to 72 hours. Clinical use of this new solution decreased the need for emergency transplantation, increased the number of livers and pancreases available to people who need transplants, and improved organ sharing among transplant centers



► as a UW—Madison researcher describes the atomic structure of a common cold virus

► with the establishment of the Center for Dairy Research, the nation's first such center to be established at a university (1986)

► in improved world map projection developed by professor Arthur H. Robinson.

► as Hector F. DeLuca, discoverer of a "super vitamin-D" compound, developed techniques for synthesizing the compound



David Ward


David Ward was named chancellor of Wisconsin in June 1993, and will be one of the longest serving administrators when he resigns Jan. 1.

He has provided strong leadership to improve the quality of education. Changes inspired by Ward include enhanced student advising for undergraduates; expanded course access; a core curriculum; and increased opportunities for undergraduates to conduct research.

Ward serves on the Board of Directors of the National Association of State Universities and Land-Grant Colleges and chaired the Big Ten Council of Presidents/Chancellors.

The chancellor was born in Manchester, England, and received bachelor's and master's degrees from the University of Leeds. He earned a Fulbright Travel award to the United States in 1960 and received a doctorate from UW-Madison in 1963.

A former chair of the geography department, he will return as a professor in 2001. Ward has also served as the associate dean of the Graduate School, vice chancellor for academic affairs, provost, and chief deputy to the chancellor.



David M. McDonald


David McDonald, a professor in the History department, became chair of the UW Athletic Board July 1, 2000.

In close cooperation with the athletic department administration, McDonald and the 21-member Board, comprised of faculty, staff and UW students, set policy and oversee the running of the Division of Intercollegiate Athletics.

McDonald has been a member of the Athletic Board since 1994, serving on various committees including compliance, University Ridge, and chairing the personnel committee.

A UW professor since 1988, McDonald offers courses in the history of pre-revolutionary Russia, as well as modern Europe. His research and publications cover a variety of topics including: bureaucratic politics in the early twentieth century, nineteenth century Russian thought, and the social history of the eighteenth century nobility.

A native of Saskatchewan, Canada, McDonald earned his bachelor's and master's degrees at the University of Toronto. He received his Ph.D. from Columbia University.




Pat Richter

Pat Richter, a former UW student-athlete, professional football player, and successful businessman, was the perfect choice to become Wisconsin's athletic director in December of 1989.

An all-America tight end for Wisconsin's 1963 Rose Bowl football team, Richter had a distinguished career with the National Football League's Washington Redskins from 1963-71. He was inducted into the National Football Foundation College Hall of Fame and the Rose Bowl Hall of Fame.

Richter earned his bachelor's degree in landscape architecture from the UW in 1964, earning Academic all-America honors in 1962 and was named Wisconsin's Big Ten Medal of Honor recipient in 1963. He received his law degree from the UW in 1971. In 1995, he was inducted into the GTE/CoSIDA Academic Hall of Fame, and was honored as an NCAA Silver Anniversary Award winner for post-college achievements.

After employment with a Madison law firm, he joined the Oscar Mayer Foods Corp., becoming vice president of personnel prior to moving to the athletic department.



Al Fish

Al Fish begins his 12th year as the administrative officer for the division overseeing facility planning, event management, technical services, equipment services and the University Ridge Golf Course. He also supervised the sports of football and men's and women's rowing.

Fish has been instrumental in the planning and construction of the Kohl Center, Fetzer Academic Center and Goodman Softball Complex. Future projects under Fish's direction include an extensive renovation of Camp Randall Stadium including new coach and administrative offices, a new swimming facility, and expanded rowing facilities.

In 1989, Fish came to the division after three years as the Director of Policy and Budget for the Department of Health and Social Services. He worked as a liaison for Governor Tony Earl to the State Assembly, a budget analyst for the State Budget Office, and as a program evaluator for the Legislative Audit Bureau.

A 1973 graduate of Luther College in Decorah, Iowa, Fish was a four-year letterwinner in golf.



Cheryl Marra


Cheryl Marra begins her 11th year as an associate athletic director at Wisconsin. Marra oversees the men's and women's programs of basketball, golf, swimming and diving, and women's volleyball. She also serves as the primary women's administrator to the Big Ten Conference and the NCAA, and coordinates all booster clubs.

Under Marra's guidance, Wisconsin has served as host to the 1993 and 1998 NCAA Division I Women's Volleyball Championships, which garnered record-setting attendances, and the 1998 NCAA Division I Women's Golf Championship.

Marra came to Wisconsin from Denison University where she served as the women's athletic director from 1983-90. She was an assistant professor in the physical education department, and the women's soccer and track and field coach.

Marra is actively involved a number of NCAA and Big Ten committees.

A 1977 graduate of Slippery Rock State College with a bachelor's degree in physical education and health, Marra received her master's degree in physical education from Ohio State in 1983.




Mike Moss

Mike Moss came to Wisconsin in 1997 as the associate athletic director in charge of men's and women's ice hockey, men's and women's cross country and track, women's softball and wrestling. He also oversees the academic affairs and sports medicine departments as well as serves as the campus student-athlete services coordinator.

Moss served as a Director of Sports Operations for the Atlanta Olympic Games Committee from 1993-96. He was responsible for coordinating the sports of archery, boxing, cycling (road and track), equestrian, modern pentathlon and tennis.

Prior to his work with the Olympics, Moss served as the associate athletic director for business and student services at the University of California for 13 years.

Moss is a 1961 graduate of Ohio University with a bachelor's degree in journalism. He received his master's in science and physical education from California State University-Hayward. He is a retired lieutenant commander in the U.S. Naval Reserve.



Vince Sweeney

Now in his 10th year at Wisconsin, Vince Sweeney is associate athletic director/external relations. He oversees the marketing, promotions, sports information, special events and fundraising areas as well as serving as the department liaison with the Athletic Board, Alumni Association, UW Foundation and National W Club.

Sweeney serves as a member of the chancellor's University Relations Team and has served on the board of directors of the National Association of Collegiate Marketing Administrators and of the Greater Madison Convention and Visitor's Bureau. He is on the NCAA subcommittee on basketball marketing and was consulting editor for Collegiate Sports Marketing. His department won two "Awards of Excellence" for *Athletics Management* magazine in 1995.

Prior to joining the UW, Sweeney worked for 13 years in sports journalism, earning several awards as a reporter and editor.

Sweeney is a 1978 graduate of UW-Madison with a degree in journalism and mass communication.



Jamie Pollard

Jamie Pollard begins his third year as the chief financial officer at Wisconsin. He is in charge of the accounting, budgeting, purchasing, travel and payroll for the department as well as supervises the ticketing and personnel departments.

Pollard comes to Wisconsin after serving as the associate athletic director for administration at the University of Maryland. He also served in a similar position at Saint Louis University from 1989-94. Prior to 1989, he was a staff accountant at Arthur Anderson & Company in Milwaukee.

Pollard, a 1987 graduate of UW-Oshkosh with a degree in business administration, won the 1987 NCAA Division III title in the 5000 meters. He is a certified public accountant and is a member of the College Athletic Business Managers Association.




Terry Gawlik

Assistant athletic director Terry Gawlik begins her third year overseeing the men's and women's soccer and tennis programs. Gawlik is also in charge of the department's program assistants and coordinates tournaments and special projects.

Gawlik served as an administrative assistant and event coordinator from 1994-98, supervising game-day operations, post-season tournaments and booster club events for men's and women's basketball and volleyball, as well as assisting with the marketing and promotions. She was also an assistant director in the Division of Recreational Sports during that time.

Gawlik is a former coach of women's basketball, women's track, men's and women's tennis and women's volleyball at the NAIA level 11 years, and the NCAA Division III level two years.

A 1981 graduate of Southwestern University with a bachelor's degree in physical education and education, Gawlik earned her master's in physical education and educational administration from Southwest Texas State University in 1983.



Tim Bald

As the Director of Compliance for the UW Athletic Department, Tim Bald begins his third year as the chief rules administrator for the university.

Bald came to Wisconsin from Iowa State University where he served as the compliance director from 1994-97. He also served as ISU's football program administrator from 1986-93.

The office of compliance oversees all areas of NCAA rules compliance including student-athlete recruiting, eligibility certification, financial aid and athletic participation.

Bald is a member of the National Association of Compliance Coordinators and has participated in several NCAA regional seminars.

A 1980 graduate of Loras College with a degree in marketing, Bald earned his master's degree in sports management from Western Illinois in 1985.

The University of Wisconsin-Madison offers its student-athletes one of the premier intercollegiate athletic programs in the country.

As a member of the prestigious Big Ten Conference, Wisconsin offers its student-athletes the best in education, athletic opportunities, coaching and on-field competition at the NCAA Division I level.

Celebrating over 100 years of competition in some men's sports, Wisconsin's men's teams compete in basketball, cross country, football, golf, ice hockey, rowing, swimming and diving, soccer, tennis, track and field, and wrestling.

Established July 1, 1974, the 12-sport women's athletic program offers basketball, cross country, golf, ice hockey, lightweight rowing, openweight rowing, soccer, softball, swimming and diving, tennis, track and field, and volleyball.

Wisconsin has ranked among the top 35 NCAA Division I programs for the past five years. Wisconsin ushered in the millennium with one of its best years in school history ranking 17th in the Sears/National Association of Collegiate Directors of Athletics Directors Cup competition, which recognizes the best Division I college sports programs in the nation.

Thirteen of Wisconsin's 24 sports qualified as teams or individuals for their respective national championships in 1999-00. The men's cross country team finished second at the NCAA Championship while the women's team was fourth. The football team was the first Big Ten school to repeat as Rose Bowl champions, and ended the season ranked



The Wisconsin football team takes to the field for a home game. The Badgers have participated in six bowl games in the last seven years winning five times including the 1994, 1999 and 2000 Rose Bowl titles. The Badgers were the first Big Ten team to win back-to-back Rose Bowl games. Wisconsin's Ron Dayne was the 2000 Heisman Trophy winner.

fourth while the men's basketball team made its first NCAA Final Four appearance since winning the title in 1941. The women's basketball team won the WNIT national trophy and the men's hockey team won the WCHA regular season championship and was ranked No. 1 much of the season. Individually, Wisconsin had two NCAA champions in Erica Palmer, who won the women's cross country title, and Dan Pritzlaff, who won the wrestling title at 165 pounds.




The women's cross country team defended its title at the 1999 Big Ten Conference Championship and ended its season with a fourth-place finish at the NCAA Championship.

1990-2000 Final Sears Director Cup Rankings

1.	Stanford	1359
2.	UCLA	1153
3.	Michigan	965
4.	Penn State	909
5.	North Carolina	908
6.	Nebraska	906
7.	Florida	842
8.	Arizona	837
9.	Texas	801
10.	Louisiana State	764
11.	Arizona State	733
12.	Georgia	728
13.	Virginia	698
14.	Ohio State	682
15.	California	671
16.	Southern Cal	666
17.	WISCONSIN	661
18.	Brigham Young	658
19.	Minnesota	627
20.	Tennessee	621

Big Ten Conference composite rankings are not sanctioned by the conference office. Points are awarded for each school's finish in 12 men's and 11 women's conference championships. The first-place team receives 11 points while the 11th-place team receives one point. The total points are divided by the number of sports in which each school participates.



Mike Kelley celebrates the UW men's NCAA West Regional Championship. The men's team defied the odds qualifying for its first Final Four since 1941. The Wisconsin women's basketball team had an unprecedented sixth-consecutive winning season finishing 21-12 and winning the Women's National Invitational Tournament (WNIT) title.

Qualifying for post-season competition as teams or individuals were men's and women's basketball, men's and women's cross country, football, men's hockey, men's and women's rowing, men's and women's swimming, men's and women's track and field, volleyball and wrestling.

The Badgers crowned five Big Ten team champions in men's and women's cross country, men's indoor and outdoor track, and football.

As a conference, the Big Ten had one of its finest national showings with six programs ranking among the top 25 in the Sears Cup Standings. Michigan led the Big Ten in the No. 3 position followed by Penn State at No. 4.

Ohio State was 14th, and Wisconsin tied its second-best national ranking at 17th. Minnesota was No. 19, and Michigan State rounds out the Big Ten institutions among the top 25 at No. 22.

1999-00 marks the most Big Ten teams (6) in the top 25 since the inception of the Sears Cup in 1993-94. The previous bests were five schools in 1993-94, 1995-96, 1996-97 and 1998-99.

BIG TEN CONFERENCE

Big Ten and National Titles

Sport	Big Ten	National
Men's Basketball	14	1
Men's Cross Country	35	3
Women's Cross Country	13	2
Football	10	0
Men's Golf	3	0
Women's Golf	1	0
Men's Ice Hockey	5	5
Men's Rowing	NA	7
Women's Rowing	0	2
Women's Ltwt. Rowing	NA	0
Men's Soccer	1	1
Women's Soccer	1	0
Women's Tennis	1	0
Men's Indoor Track	15	0
Women's Indoor Track	11	0
Men's Outdoor Track	11	0
Women's Outdoor Track	13	0
Volleyball	2	0

Note: Women's Sports were officially added to the UW Athletic Program prior to the 1974-75 season.



One of Wisconsin's newest sports, softball qualified for its first Big Ten Tournament in 2000, led by its record-setting pitcher, Andrea Kircherg. The freshman was honored as the Badgers' first All-American softball player.

NCAA Championships





In the last eight years, the University of Wisconsin has played host to five NCAA Championships.

The Badgers have played host to the NCAA Men's Ice Hockey Championship in 1993 and 1997. The 1993 event sold out in three months, the fastest sell-out in NCAA hockey history.

Wisconsin played host to the NCAA Women's Volleyball Championship in 1993 and 1998. The Badgers shattered the attendance records for the championship match and two-day event both years.

The UW was also the site of the 1998 NCAA Division I Women's Golf Championship. The event was the first national championship held at University Ridge Golf Course and the first women's championship shown live on national television showcasing University Ridge.

The NCAA Men's Basketball Tournament will come to Wisconsin in 2002 when the Badgers play host to a regional in the Kohl Center.



Student-Athlete Support Network

Academic & Student Services

The mission of the Academic Affairs Office is to provide student-athletes with the maximum opportunity for academic and athletic excellence. University of Wisconsin athletes have a history of academic success and much of the credit for that impressive record is due to the advising system available to the student-athletes.

Director **Alan Zussman** supervises a staff of six advisors which conduct the program offered to the nearly 750 student-athletes. The advising staff of **Mary Weaver-Klees, Thomas Browne, Chris Butler, Liane Kosaki** and **Jerry Darda** have a comprehensive understanding of academics at Wisconsin, and a permanent line of communication with all university departments. The staff renders quality academic and personal support to student-athletes and assists coaches in providing the best possible collegiate experience.

For those student-athletes who request assistance, advising sessions are offered on a one-to-one basis at a time appropriate for the athlete. Wisconsin athletes are degree-oriented while allowing for the flexibility to explore different areas. The advising staff takes a personal approach to each athlete in determining his or her individual needs, personal or academic.

Student-athletes at Wisconsin receive recognition for outstanding academics in a number of ways. The Big Ten Conference honors scholar-athletes with Academic all-Big Ten honors while the UW Athletic Board recognizes Athletic Board Scholars for the highest grade point average in each sport. In addition, student-athletes may be nominated for Academic All-America honors through the sports information office.



The University of Wisconsin Academic Affairs staff (front row): Doug Tiedt, Director Alan Zussman, Liane Kosaki, Chris Butler, Paul Krc; (back row) Tom Browne, Jim Eisenmann, Mary Weaver-Klees, Jerry Darda. (Not pictured: Nancy Gatayas, Nancy Kreklow, Maryellen Rock)

The Fetzer Student Athlete Academic Center

Opened in the spring of 1997, the Fetzer Student Athlete Academic Center is the newest aid to Wisconsin student-athletes in achieving their academic goals.


The 15,000 square-foot, state-of-the-art facility serves the needs of all men and women student-athletes. The Center features an open area with carrels that can accommodate up to 30 students. There are 11 study rooms of different shapes and

sizes including a 55-seat auditorium. A computer room houses 40 PC's while the entire Center is wired with voice/data jacks and power ports.

Student-athletes can drop in before practice or between classes to study or meet with the advisors and grant-in-aid staff whose offices are also located in the center.



The Fetzer Student Athlete Academic Services center, a state-of-the-art facility located in the lower level of the McClain Center, opened in 1997. The \$2.1 million center is one of the best in the nation and includes 11 study rooms, a computer room, and a 55-seat auditorium.



Director of Academic and Student Services, Alan Zussman

Scholarships

UW-Madison is proud to offer to its prospective student-athletes one of the most comprehensive athletic scholarship programs in the nation. As a Division I member of the National Collegiate Athletic Association (NCAA), scholarships are awarded to athletes on a one-year renewable basis if scholastic and athletic commitment are maintained.

Scholarships are available in all varsity sports with the exception of men's rowing, which does not grant scholarships. Full scholarships include the cost of room and board in addition to tuition and fees. The selection of scholarship recipients is based on athletic ability and projected academic success at Wisconsin.

Prospective student athletes who are interested in applying for grants-in-aid should contact the coaches of their respective sports at:

Division of Intercollegiate

Athletics, 1440 Monroe Street, Madison, WI, 53711 or the

Office of Undergraduate

Admissions; University of Wisconsin, 140 Peterson Office Building, 750 University Avenue, Madison, WI 53706, Phone: (608) 262-396.

Endowed Scholarships

As more and more colleges and universities turn to innovative and effective ways of meeting the mounting financial challenges of supporting their intercollegiate athletic programs, it becomes increasingly evident that one of the most successful strategies is the establishment of endowed athletic scholarships.

At the University of Wisconsin-Madison, endowment funds to support athletic scholarships are normally created through gifts to the UW Foundation. A portion of the income from the endowed fund is used each year for scholarship support, and the remainder is reinvested in the principal.

The following endowed scholarships, named for the donor or for someone the donor wishes to honor, provide full or partial grants-in-aid to Badger student-athletes. Many thanks to our generous supporters!

For information about how to create a named scholarship in men's or women's athletics or how to contribute to an established endowment, please contact Randy Handel, Director of Development for Intercollegiate Athletics, UW Foundation, 1848 University Ave., Madison, WI 53711 or call 608/263-4545.

UW's Endowed Athletic Scholarships

- Michael and Edith Agazim Memorial Scholarship—Football
- Theodore and Marcella Albrecht Memorial Scholarship—Wrestling/Swimming
- Barry Alvarez Scholarship—Football
- Alan Ameche Scholarship—Football
- Anita J. Angus Scholarship
- Badger Advantage Club Scholarship—Tennis (W)
- Badger Crosscourt Club Scholarship—Tennis (M)
- P. Goff Beach Memorial Scholarship
- Art Brazy Scholarship—Football
- Neal Brunner Athletic Scholarship Fund
- H. William and Louann Bucher Memorial Fund
- Dick and Marlene Cable Scholarship—Basketball (M)
- Rex Capwell Scholarship—Basketball (M)
- Charles H. Carpenter Scholarship—Football
- Bob and Honner Cooper Scholarship—Swimming (W)
- Robert J. Curry Family Scholarship—Football
- Oscar and Ellie Damman Memorial Scholarship
- Raymond M. and Margaret F. Davis Scholarship—Football
- Jimmy Demetral Scholarship—Football
- Alfred and Bernice De Simone Scholarship—Football
- Peter Gambino Memorial Scholarship—Golf (M)
- Mel Goldin Memorial Scholarship—Track (M)
- Robert and Irwin Goodman
- Sarah Gornick—Rowing (W)
- Alice Higgitt Helminiak Scholarship—Tennis (W)
- Elroy Hirsch Scholarship—Football
- HoopTroop Scholarship—Basketball (W)
- James E. Ivins Scholarship—Crew (M)
- John Jardine Memorial Scholarship—Football
- Warren R. Jollymore Memorial Scholarship
- Jerry and Kelley Kilcoyne Scholarship
- Jean W. Kilgour Scholarship—Women's Athletics
- Jim Kalscheur/Ron Krantz Scholarship—Men's Athletics
- Forrest and Mildred Kubly Scholarship
- Mildred K. and Kenneth J. Kuebler Scholarship
- Lakeland Union High School Scholarship
- Lloyd Larson Scholarship—Football
- Edessa K. Lines Scholarship—Women's Athletics
- Marnee Loeffler Memorial Scholarship—Hockey
- Steve Lowe Memorial Scholarship—Volleyball
- George A. Martin Memorial Scholarship—Wrestling
- Jim McCallum Memorial Scholarship—Basketball (M)
- Henry McCormick Memorial Scholarship—Men's Athletics
- Richard W. and Ellen H. Meister Scholarship—Basketball (M)
- John Messmer Scholarship—Football
- Gary Messner Scholarship—Football
- Tim and Beth Mielcarek Scholarship—Basketball (M)
- Charlie Mohr Memorial Scholarship—Men's Athletics
- Frank Molinaro Memorial Scholarship—Golf (W)
- Robert Monteith Scholarship—Football
- Philip W. Mork Family Endowment—Crew
- William Nathenson Memorial Scholarship—Football
- David and Anne Nerenz—Soccer (M)
- Albert O. Nicholas Scholarship—Basketball (M)
- Kit Saunders Nordeen Scholarship—Women's Athletics
- Harold Ofstie Memorial Scholarship
- Francis A. Ogden and Mary Louise Monteith Scholarship—Football
- Kathryn E. Parkinson Scholarship
- Ralph E. Petersen Scholarship—Swimming (M)
- Eugene C. Peterson Scholarship
- H.H. Petrie Memorial Scholarship—Hockey
- James Plopper Scholarship
- Purple Moon Foundation Scholarship—Basketball (W)
- Floyd W. and Ruth B. Radel Scholarship
- Louis F. Reinke Scholarship
- Frank J. Remington Fellowship
- Pat Richter Scholarship—Football
- Fred H. Ripley Scholarship—Crew
- Carol Robinson Scholarship
- Howard and Helen Rogers Estate—Crew
- Paul and Diane Root Scholarship—Football
- Harold and Doreen Scales Scholarship
- William E. Schmidt Scholarship
- Ursula Schmitt Scholarship—Women's Athletics
- Armund J. "Pug" Schoen Scholarship—Tennis
- Schreiner-Hoskins Scholarship—Football
- Kenneth M. Schricker Memorial Scholarship—Football
- George Shinnners Family Athletic Scholarship
- Marv and Judy Siegert Athletic Scholarship
- John Simcic Educational Fund—Football
- C. Harvey Sorum Memorial Scholarship—Tennis
- William and Eva Mae Stolte Memorial Scholarship
- Guy Sundt Scholarship—Track/Cross Country
- Peter Tegen Endowed Scholarship—Track/Cross Country (W)
- L.N. Van Dyke Scholarship—Football
- Verick/Gasparado Family Scholarship—Basketball (M)
- Charles H. Vogts Scholarship—Basketball (M)
- Gerald A. and Lucy Welch Scholarship—Football
- Francis A. and Elizabeth N. Wiesner Scholarship
- Tom Wiesner Scholarship—Football
- John McMynn Williams Scholarship—Basketball (M)
- Wisconsin Eastern Alumni Scholarship
- Wisconsin Golf Club Scholarship
- Wisconsin Men's Hockey Scholarship
- Wisconsin Rowing Association Endowment
- John E. and Glenn M. Wise Scholarship—Basketball (M)
- Women's Intercollegiate Sports Club Scholarship
- George L. Wright Scholarship—Track/Cross Country
- Alan Zussman Student-Athlete Scholarship

Sports Medicine

The goal of the sports medicine staff is to provide all University of Wisconsin student-athletes with high quality health care. Wisconsin's Sports Medicine program features state-of-the-art facilities and the services of leading sports medicine and health care professionals.

The sports medicine staff consists of team physicians, dentists, athletic trainers, and other medical and allied health professionals. The day-to-day care, prevention, and treatment of injuries to Wisconsin athletes is supervised by a staff of 10 full-time and three graduate assistant N.A.T.A.-certified athletic trainers. Under the direction of head athletic trainer **Dennis Helwig**, the Sports Medicine program focuses on injury prevention. Staff members **Chuck Hart, Jan Helwig, Mike Johnson, Barb Pearson, Henry Perez-Guerra, Andy Rhodey, Heidi Stettler, Laura Walluck,** and **Andy Winterstein** utilize functional measures, provide dietary analysis, measure physiological capacity and outline programs to improve flexibility.

The Sports Medicine facility in the McClain Center features an extensive collection of therapeutic and rehabilitation equipment including a 50-foot, two-lane-rehabilitation pool, and an on-site x-ray facility. Considered one of the nation's finest, the McClain Sports Medicine Center offers an environment conducive to expedient care, and a healthy return to competition.



A staff of 10 full-time N.A.T.A.-certified athletic trainers supervise the day-to-day care, prevention and treatment of injuries for Wisconsin athletes. From left to right: Jan Helwig, Chuck Hart, Mike Johnson, Henry Perez-Guerra, Barb Pearson, Andy Winterstein and Dennis Helwig. (Not pictured: Heidi Stettler)

Should an injury occur, athletes are seen immediately by team physicians affiliated with the world-renowned UW Hospitals and Clinics. Medical director **Dr. Ben Graf** is responsible for all services provided to our student-athletes. Orthopedic care is directed by team physician **Dr. John Orwin** while general med-

ical care is directed by the head of primary care, **Dr. Greg Landry**.

In addition to the headquarters in the McClain Athletic Facility, auxiliary athletic training rooms are located in the Stadium, Natatorium, UW Field House, and the Kohl Center. All training areas are equipped with the finest therapeutic modalities and rehabilitative apparatus.



The McClain Sports Medicine facility is considered one of the nation's finest and features an extensive collection of therapeutic and rehabilitation equipment including a 50-foot, two-lane-rehabilitation pool (left), and an on-site x-ray facility.

Sports Information

Directing the communications for the 23 sports in the Division of Intercollegiate Athletics is the responsibility of the University of Wisconsin Sports Information Offices.

These offices utilize a variety of communications systems including the world wide web to provide student-athletes the opportunity to be recognized for their athletic endeavors.

The offices provide and maintain many resources such as records, fact sheets, photographic files, statistics, media guides and event programs in meeting the information requests of the media, coaches, administrators and the general public.

The director's of women's and men's sports information **Tamara J. Flarup** and **Steve Malchow**, and their respective staffs, maintain close contact with local, regional and national media as well as the athlete's hometown media in providing information. These offices prepare news releases, design sports brochures and media guides, and provide post-event results for print and electronic media, and the department's web pages. Besides the directors, members of the women's staff include associate director **Diane K. Nordstrom** and assistant **Paul Capobianco**, an intern and several students. The men's staff includes associate director **Justin Doherty**, assistant director **Julie Kluge**, and interns **Brian Borkovec** and **Brian Lucas**, as well as a number of student assistants.



LEFT: The women's sports information staff: Tam Flarup (C), Diane Nordstrom and Paul Capobianco.

TOP: The men's sports information staff: Brian Borkovec, Justin Doherty, Barb Wyatt, Brian Lucas, Julie Kluge, Steve Malchow.


Community Service

The Madison community is truly supportive of the University of Wisconsin athletic teams and its many student-athletes. In return for that support, many athletes take time out of their busy schedules to show their appreciation and involvement in the city of Madison and Dane County through their community service efforts.

Student-athletes have assisted in a variety of service projects including the AIDS Support Network, Big Brothers and Big Sisters, Habitat for Humanity, Special Olympics, United Way, visiting children in local hospitals with the Amanda the Panda program, and volunteering at local hospitals. The athletic department also donates a number of season tickets to local charities for fund-raising purposes.



The Wisconsin football team helps out with numerous projects in the South Madison Neighborhood.




Wisconsin women's basketball coach Jane Albright and men's basketball coach Dick Bennett donned milk mustaches in a national promotion for drinking milk.

Wisconsin Facilities



The McClain Athletic Facility offers indoor practice facilities for football, soccer and track and field. A 90-yard newly resurfaced artificial turf practice area is contained in the 76,380-square foot main floor. The lower level houses the Fetzer Student Academic Center, the headquarters of the Badgers Sports Medicine staff, a fully-equipped weight room and locker rooms for football, men's and women's track, softball, and men's and women's soccer.





Top: The Goodman Brothers Softball Complex on the west end of the UW campus opened during the spring of 1999. The facility has an NCAA-regulation, natural grass field with a centerfield distance of 220 feet, and left and right field foul line distances of 200 feet. The facility includes dugouts, locker areas, players' lounge, grandstand seating for 1,600 and media facilities.

Left: The Camp Randall Memorial Sports Center or Shell features a 200-meter Martin rubber track surrounding four basketball/volleyball courts that double as throwing and jumping areas for indoor track meets. The Shell, which has a seating capacity of 2,500, was the site of the 1999 Big Ten Conference Indoor Men's Track & Field Championship.

Bottom Left: The Kohl Center, which opened in January of 1998, is the home of the Badger basketball and men's hockey teams. One of the finest on-campus athletic facilities in the nation, the \$76 million facility includes a separate practice gym, locker rooms and lounge areas, and coaches' offices.

Bottom Right: Weight training areas in the McClain Center and Camp Randall Stadium feature free weights and stereo music in spacious, carpeted rooms. Four full-time and two part-time weight training instructors monitor and advise all Wisconsin student-athletes.





The Wisconsin Field House, which seats 10,600, is the practice and competitive facility for the Badger volleyball team as well as the competitive facility for the wrestling squad. It features four locker rooms, and an athletic training area.




The swimming and diving teams have two pools for practice and competition—the Natatorium and Southeast Recreational Facility. The “Nat” contains an eight-lane, 25-yard pool equipped with an automatic Colorado Timing System and digital readout score board. The 50' x 40' diving well is fitted with three one-meter and two three-meter Dura (Maxi) Flex boards. The SERF (pictured above) features an indoor long course pool with movable bulkheads that more than double the program's training space.



The Wisconsin tennis teams have the competitive advantage of playing year-round at one of the best college facilities in the United States—the Nielsen Tennis Stadium. The stadium features 18 tennis courts (12 indoor and six outdoor), five squash courts, one squash doubles court, and seats 1,500 spectators.



UW golfers have the opportunity to compete on one of the finest courses in the Midwest—University Ridge. The facility features a par-72, 18-hole course, 15,000-square foot practice green and a 5,000-square foot chipping green. It was the site of the 1998 NCAA Division I Women's Golf Championship.



Above: Wisconsin's rowing programs look forward to a renovated boat house in 2001 or 2002. Left: The outdoor track and soccer complex, which is fully lighted, is located on the west end of the UW campus. The track features a 400-meter Martin rubber surface with throwing and jumping areas in the infield. The soccer field is Olympic size and has natural grass. Plans are in the works for building permanent seating with locker rooms

Wisconsin Traditions

Badger Nickname

The sports program's nickname "Badgers," was borrowed from the state of Wisconsin. The territory was dubbed the "Badger State," not because of animals in the region, but rather by an association with lead miners in the 1820's. Prospectors came to the state looking for minerals. Without shelter in the winter, the miners had to "live like Badgers" in tunnels burrowed into hillsides.

Bucky Badger

Although badgers in various forms had been the University of Wisconsin mascot for decades, the version that is currently known as Bucky, sporting a cardinal and white sweater, was first drawn in 1940 by professional illustrator Art Evans.

The original live badger mascot was too vicious to control. On more than one occasion, the badger escaped handlers before a sideline hero recaptured the animal. It was decided in the interest of fan and player safety that Wisconsin's mascot would be retired to the Madison zoo.

In 1949, a student in the university's art department, Connie Conrad, was commissioned to mold a paper-mache badger head. Gymnast and cheerleader, Bill Sagal of Plymouth, Wis., was directed by homecoming chair Bill Sachse, to wear the outfit at the homecoming game. A pep rally was held to determine the mascot's name. The rally committee opted for its own name: Buckingham U. Badger. The name is said



Buckingham U. Badger, a.k.a. 'Bucky' Badger, is a familiar figure at all University of Wisconsin athletic events.



Wisconsin has a dedicated following of fans across the U.S. and the world as indicated by the record attendance at UW's three Rose Bowl appearances in Pasadena dubbing the Rose Bowl "Camp Randall West". Above: the fans warmup for the game at the WAA pep rally.

by some to have originated in a line from the school song, "On, Wisconsin" that exhorts the UW gridiron heroes to "buck right through that line."

"On Wisconsin"

The tune was composed in 1909 by William Purdy of Chicago, with the words written by UW alumnus Carl Beck, who rewrote them in 1951. The song was an instant hit at the Wisconsin campus and soon spread throughout the world, being very popular with military bands. Some 2,500 schools and colleges have adopted the music and changed the words to suit their needs.

Varsity

The traditional arm waving that comes at the end of the song "varsity" was the 1934 brainchild of then-UW band leader Ray Dvorak. He had originally gotten the idea from University of Pennsylvania students who waved their caps after a losing game. Dvorak later instructed UW students to wave as a salute to UW President Glenn Frank.

Fifth Quarter


The Wisconsin band has become nationally famous for its post-game celebration called the Fifth Quarter. Win or lose, fans sing, dance and cheer the band as they

play traditional favorites like "On, Wisconsin" and the Bud song. Originally, the post-game concert was designed to give fans something to listen to on their way out of the stadium, but it developed into a post-game party as the band built in audience participation.

Bud Song

An integral part of any Wisconsin band performance is the playing of the Bud song. The tune is a spinoff of the song "You've said it all," a jingle with words and music originally written by Steve Karen for Budweiser beer commercials. Copyrighted by Sandlee Publishing Corporation in 1970, the song has become legendary at the University because of its polka-like rhythm. Band director Michael Leckrone said the song's popularity got started at a 1975 hockey game. "The crowd wanted to hear a polka," he said. "I didn't have any polkas. Just by accident, we had this beer commercial in the tunes we play. I told the band if we substituted the word 'Wisconsin' for 'Budweiser' it would work."

Leckrone said the song became a football tradition after a 1978 come-from-behind victory over Oregon. "Wisconsin was behind by three touchdowns, and the crowd was really dead. I played the song to get everyone pepped up. About 20 seconds after that, Wisconsin scored a touchdown. I played it again, and Wisconsin scored another touchdown. From then on, the band could never play enough 'Bud.'"



MADISON, WISCONSIN— On Everyone's Short List!

- ▶ **Summer 1999**
#2 of 25 Great Towns for Raising an Outdoor Family
Outdoor Explorer magazine
- ▶ **September 1999**
One of the Top 10 Cities to Have It All, A & E Network
- ▶ **September/October 1999**
Best City For Quality of Life
Business Development Outlook magazine
- ▶ **August 1999**
#2 America's Most Kid-Friendly Cities, *Zero Population Growth*
- ▶ **August 1999**
#10 University for Women Athletes, *Sports Illustrated for Women* magazine
- ▶ **July 1998 & July 1996**
#1 Best Places to Live in America
Money magazine
- ▶ **November 1997**
#1 Best Cities for Women
Ladies Home Journal magazine
- ▶ **March 1998**
#1 America's Most-Wired Cities
International Demographics
- ▶ **August 1997 & October 1995**
#4 Best Bicycling Cities
Bicycling magazine
- ▶ **June 24, 1997**
10 Most Livable Places in America
The Advocate
- ▶ **June 1997**
#9 America's Best Places to Live and Work, *Employment Review*
- ▶ **May 1997**
#5 America's 10 Most Enlightened Towns, *Utne Reader*
- ▶ **January 1997**
#1 Healthiest City for Women
American Health magazine
- ▶ **October 1996**
#9 America's Safest Cities
Money magazine
- ▶ **October 1996**
#6 Best Schools in the Nation
Expansion Management magazine
- ▶ **January 1996**
#3 Safest of Nation's 100 Largest Cities, Morgan Quinto Press
- ▶ **Summer 1995**
Top 10 places for 20-somethings
SWING magazine

2000-2001 WOMEN'S BASKETBALL SCHEDULE

NOVEMBER

TUESDAY	7	LITHUANIAN SELECT TEAM (Exh.)	7 PM
SUNDAY	12	MEXICAN NATIONAL TEAM (Exh.)	1:30 PM
Sat.-Sun.	18-19	at NC State Tournament, Raleigh, NC	
Saturday	18	NC State vs. Elon; Wisconsin vs. Oregon	Noon/2 pm
Sunday	19	Consolation noon, Championship 2 p.m.	Noon/2 pm
WED. & FRI.	22&24	COACHES VS. CANCER TOURNAMENT	
WEDNESDAY	22	Oklahoma vs. Georgia; UW vs. Notre Dame	5/7:30 pm
FRIDAY	24	Third Place Consolation Game	12:30 pm
		Championship Game (ESPN)	3:00 pm
WEDNESDAY	29	NEBRASKA (WPT/TVW)	7 PM

DECEMBER

Sunday	3	at Tennessee	2 pm
TUESDAY	5	LOYOLA	7 PM
Sat.-Sun.	9-10	at Hawaii Tournament, Honolulu, HA	
Saturday	9	Wisconsin vs. Wright State	10 pm
		Hawaii vs. Akron	12 am
		Akron vs. UW/Wrt St.; Hawaii vs. Wrt St./UW	10/12
THURSDAY	14	EVANSVILLE	7 PM
THURSDAY	28	PURDUE (WPT/TVW)	7 PM
SUNDAY	31	IOWA (WPT)	1:30 PM

JANUARY


Thursday	4	at Michigan	6 pm
SUNDAY	7	UW-GREEN BAY (MSC/WPT)	1:30 PM
Thursday	11	at Michigan State	6 pm
Sunday	14	at Iowa (FOX Sports Chicago/MSC)	Noon
Tuesday	16	at UW-Milwaukee	7 pm
THURSDAY	18	MINNESOTA (MSC)	7 PM
SUNDAY	21	INDIANA (MSC/WPT)	1:30 PM
Thursday	25	at Illinois (MSC)	7 pm
Sunday	28	at Purdue	1 pm

FEBRUARY

THURSDAY	1	NORTHWESTERN (WPT/TVW)	7 PM
SUNDAY	4	MICHIGAN STATE (MSC)	1:30 PM
Thursday	8	at Indiana	6:30 pm
Sunday	11	at Northwestern (MSC)	2 pm
SUNDAY	18	PENN STATE (FOX Sports Chicago/MSC)	4 PM
Thursday	22	at Minnesota (MSC)	7 pm
SUNDAY	25	OHIO STATE (MSC/WPT)	1:30 PM

MARCH

Thursday-Sunday	1-4	at Big Ten Tournament, Grand Rapids, MI	
Friday-Monday	16-19	at NCAA Tournament (1st and 2nd Rounds)	
Saturday & Monday	24 & 26	at NCAA Regionals	
Friday & Sunday	March 30 & April 1	at NCAA Final Four, The Savvis Center, St. Louis, MO	



(All times Central)

Game times are subject to change.

All home games, indicated in CAPITAL LETTERS, are played at the Kohl Center.

UW TICKET OFFICE:
608/262-1440 or
1-800-GO-BADGERS

WISCONSIN ON-LINE:
www.uwbadgers.com

